

Minimal Dilaton Model and the Diphoton Excess

Bakul Agarwal,¹ Joshua Isaacson,¹ and Kirtimaan A. Mohan¹

¹*Department of Physics and Astronomy, Michigan State University, East Lansing, Michigan 48824, USA*

In light of the recent 750 GeV diphoton excesses reported by the ATLAS and CMS collaborations, we investigate the possibility of explaining this excess using the Minimal Dilaton Model. We find that this model is able to explain the observed excess with the presence of additional top partner(s), with same charge as the top quark, but with mass in the TeV region. First, we constrain model parameters using in addition to the 750 GeV diphoton signal strength, precision electroweak tests, single top production measurements, as well as Higgs signal strength data collected in the earlier runs of the LHC. In addition we discuss interesting phenomenology that could arise in this model, relevant for future runs of the LHC.

I. INTRODUCTION

Recently both ATLAS [1, 2] and CMS [3–5] reported small excesses in their search for diphoton resonances. If indeed a resonance exists with a mass of ~ 750 GeV, then it certainly must belong to Beyond the Standard Model (BSM) Physics. There have been several papers investigating a plethora of possible BSM scenarios [6–212].

Interestingly, the diphoton excess is accompanied by an absence of evidence for any excesses in other channels (hh , WW , ZZ , $t\bar{t}$, etc.). This, along with the fact that its mass is much heavier than any of the SM particles, suggests that the 750 GeV resonance must not couple strongly to the Standard Model (SM) sector. Further, data suggests that the width of the new resonance to be not too large. These characteristics imply that the 750 GeV resonance is most likely the lightest BSM particle and that there must be additional heavier charged BSM particles that contribute to loop induced decays of the 750 GeV resonance.

Motivated by the simple observations made above, about the nature of the resonance, we carry out investigations on the effective Minimal Dilaton Model [213, 214]. The model consists of vector-like fermionic top partner(s) with mass M_i that characterize the mass gap of dynamical symmetry breaking of an approximate scale invariance. The quantum numbers of the top partner(s) are chosen to be identical to that of a right handed top quark. This choice is motivated by topcolor [215] and top seesaw models [216] that predict a naturally large top quark mass. The dilaton field S couples directly only to the Higgs boson and top partner(s). Coupling of the dilaton to photons and gluons proceeds only through loops of the top partner(s). Thus the model can predict the production of a dilaton S of mass $m_s \sim 750$ GeV and its subsequent decay to a pair of photons. In this paper we investigate the consistency of the above statement with data. A similar study was carried out in Ref. [136]. Here we extend their analysis to the case where we have non-trivial mixing between the top and its partner(s).

The paper is organized as follows. In the next section, we introduce the model and its parameters. We then discuss various constraints on the model imposed by precision electroweak tests, the observed Higgs signal strengths, and the single top production rate measurement. Following which we study constraints on the parameter space that arises in order to explain the 750 GeV excess. We further discuss phenomenological implications of the model for future LHC runs before concluding.

II. LAGRANGIAN AND MODEL PARAMETERS

The dilaton is a pseudo-Nambu-Goldstone boson associated with conformal symmetry breaking and couples to the trace of the energy momentum tensor of the SM [217, 218]. It is useful to write down an effective low energy lagrangian using an effective linearized dilaton field S , which is a gauge singlet, as follows [213]:

$$\mathcal{L} = \mathcal{L}_{\text{SM}} - \frac{1}{2} \partial_\mu S \partial^\mu S - \sum_{i=1}^{N_T} \bar{T}_i \left(\not{D} + \frac{M_i}{f} S \right) T_i - \sum_{i=1}^{N_T} \left[y'_i \bar{T}_i (q_{3L} \cdot \tilde{H}^c) + \text{h.c.} \right] - \tilde{V}(S, H). \quad (1)$$

Here, \mathcal{L}_{SM} is the SM Lagrangian modulo the Higgs potential, $f = \langle S \rangle$ is the vacuum expectation value of the dilaton and T_i correspond to the N_T number of fermionic top partners. Note that the assumption here is that only the Higgs and the top partner(s) T are assumed to couple to BSM dynamics, while the remaining SM particles are considered

to be spectators to the BSM sector. As a result, the dilaton S couples only to T_i and H fields¹ and does not couple directly to W 's, Z 's and other fermions of the SM, albeit through possible mixing between the Higgs and dilaton. This mixing has been parametrized as follows:

$$H = \frac{1}{\sqrt{2}} \left[(v + h \cos \theta_S - s \sin \theta_S) \phi^+ + i\phi^3 \right], \quad S = (f + h \sin \theta_S + s \cos \theta_S), \quad (2)$$

here, $v \sim 246$ GeV is the Higgs vacuum expectation value, and h and s denote the physical Higgs ($m_h \simeq 125$ GeV) and physical dilaton ($m_s \simeq 750$ GeV) fields, respectively. Mixing between h and s is parametrized by the angle θ_s .

In addition to mixing between H and S , there is also possible mixing between the top and its partner(s).² The analogous physical fields are denoted by t and t' . The strength of this mixing is determined by an off-diagonal term in the (t, T_i) mass matrix and is proportional to the coupling y'_i . For simplicity, we assume the mixing between the N_T top partners T_i and the top quark to be of equal magnitude and neglect mixing among top partners themselves. In addition, we consider the top partners to be nearly degenerate.³ Then, the general $(N_T + 1) \times (N_T + 1)$ mass matrix can be written as follows.

$$\begin{bmatrix} \overline{u_{3L}} & \overline{T_{1L}} & \dots & \overline{T_{N_T L}} \end{bmatrix} \begin{bmatrix} m & m' & \dots & m' \\ 0 & M & \dots & 0 \\ \vdots & & \ddots & \vdots \\ 0 & \dots & \dots & M \end{bmatrix} \begin{bmatrix} u_{3R} \\ T_{1R} \\ \vdots \\ T_{N_T R} \end{bmatrix}. \quad (3)$$

The assumption made on the form of the mass matrix here is reasonable since it does not strongly affect the phenomenology of dilaton production and decay, which is the main focus of our work here. Note that the top partner masses are nearly degenerate for this mass matrix. As shown in Appendix C, all but one of the top partners are degenerate and have a mass $m_{t'_i} = M$, while one of the top partners has a mass $m_{t'_1} \approx M + N_T m'$. However, a more complicated mass matrix could yield more complex relations between the masses of the top and its partners, which is beyond the scope of this work.

The renormalizable, linear scalar potential of the model has been given in Ref. [213], and we reproduce it below:

$$V(S, H) = \frac{m_S^2}{2} S^2 + \frac{\lambda_S}{4} S^4 + \frac{\kappa}{2} S^2 |H|^2 + m_H^2 |H|^2 + \frac{\lambda_H}{4} |H|^4. \quad (4)$$

Note that the scalar potential has a Z_2 symmetry ($S \rightarrow -S$). This symmetry also holds for the physical fields when $\sin \theta_S = 0$, i.e. $s \rightarrow -s$. However, coupling of the dilaton to T_i breaks this invariance.

From the discussion above, we see that in addition to SM parameters, the model introduces seven additional parameters; namely M , f , y' , λ_S , κ , m_S and N_T . It is more useful to recast the parameters in terms of physical masses and mixing angles. For easy reference we list them below:

- m_s : mass of the dilaton field, which we set to be = 750 GeV.
- m_h : mass of the physical Higgs field, which we set to be = 125 GeV.
- m_t : mass of the top quark, which is set to 173 GeV in this study.
- $m_{t'}$: mass of the top partner(s). Direct experimental limits set the value of $m_{t'} \gtrsim 780$ GeV [220, 221]. Here, we set $m_{t'_i} = 1$ TeV. Note that changing $m_{t'_i}$ does not have a significant effect on Higgs (h) and dilaton (s) production cross sections and branching ratios.⁴
- $\sin \theta_S$: sine of the mixing angle θ_S , which parametrizes the mixing between the Higgs and the dilaton fields, and is defined in Eq. (2).

¹ In typical dilaton models, the entire SM particle spectrum is assumed to couple to the dilaton [218].

² The term proportional to $\overline{T_L} u_{3R}$ can be rotated away and has not been included here. In an alternative basis, this term is kept and the $\overline{T_R} q_{3L}$ term is rotated away [219].

³ This assumption does not have any significant bearing on the production and decay of the Higgs or dilaton and therefore is of minimal consequence to the results in this paper.

⁴ Since we assume $2m_{t'}$ is much larger than m_h or m_s , the h and s cross section and branching ratios do not vary strongly with $m_{t'}$.

- $\sin \theta_L$: sine of the mixing angle θ_L , which parametrizes the mixing between t and t' , defined for $N_T = 1$ as follows:

$$\begin{bmatrix} u_{3L} \\ T_L \end{bmatrix} = \begin{bmatrix} \cos \theta_L & \sin \theta_L \\ -\sin \theta_L & \cos \theta_L \end{bmatrix} \begin{bmatrix} t_L \\ t'_L \end{bmatrix}. \quad (5)$$

When $N_T > 1$, given the form of the mass matrix in Eq. (3) and assuming $m' \ll M$, it is possible to characterize mixing between the top quark and its partner(s) by a single mixing angle ($\sin \theta_L$) and by a $N_T \times N_T$ matrix, cf. Appendix C.

- $\eta = \frac{v}{f} N_T$: ratio of the two vacuum expectation values, multiplied by N_T .
- N_T : total number of additional vector like fermions, *i.e.* top partners T_i .

We make further simplifications by only considering the limit $m_{t'}^2 \gg m_t^2$ and $m_{t'}^2 \gg m_t^2 \tan^2 \theta_L$. Note that the second condition ensures small mixing between the top and its partner(s).⁵ In this limit, we can write down the relation between the Lagrangian parameters and the physical parameters as follows:

$$M \simeq m_{t'} \cos \theta_L, \quad (6)$$

$$y_t \simeq \frac{\sqrt{2}}{v} \frac{m_t}{\cos \theta_L}, \quad (7)$$

$$y' \simeq \frac{\sqrt{2}}{v} m_{t'} \sin \theta_L. \quad (8)$$

Finally, in the large $m_{t'}$ and small mixing limit, the terms $(m_t^2 \tan^2 \theta_L / m_{t'}^2) \rightarrow 0$ and one can simplify the coupling of the h and s fields as follows [213, 214]

$$\begin{aligned} \tilde{C}_{hVV} &= \frac{2M_V^2}{v} \cos \theta_S = C_{hVV} \frac{2M_V^2}{v}, & \tilde{C}_{hff} &= \frac{m_f}{v} \cos \theta_S = C_{hff} \frac{m_f}{v}, \\ \tilde{C}_{htt} &= \frac{m_t}{v} (\cos \theta_S \cos^2 \theta_L + \eta \sin^2 \theta_L \sin \theta_S) = \frac{m_t}{v} C_{htt}, \\ \tilde{C}_{ht't'} &= \frac{m_{t'}}{v} (\cos \theta_S \sin^2 \theta_L + \eta \cos^2 \theta_L \sin \theta_S) = \frac{m_{t'}}{v} C_{ht't'}. \end{aligned} \quad (9)$$

Here, $V = \{W^\pm, Z\}$ corresponds to massive Gauge bosons, and ff to all fermions except the t and t' . Similarly for the dilaton field:

$$\begin{aligned} \tilde{C}_{sVV} &= \frac{2M_V^2}{v} \sin \theta_S = \frac{2M_V^2}{v} C_{sVV}, & \tilde{C}_{sff} &= \frac{m_f}{v} \sin \theta_S = \frac{m_f}{v} C_{sff}, \\ \tilde{C}_{stt} &= \frac{m_t}{v} (-\sin \theta_S \cos^2 \theta_L + \eta \sin^2 \theta_L \cos \theta_S) = \frac{m_t}{v} C_{stt}, \\ \tilde{C}_{st't'} &= \frac{m_{t'}}{v} (-\sin \theta_S \sin^2 \theta_L + \eta \cos^2 \theta_L \cos \theta_S) = \frac{m_{t'}}{v} C_{st't'}. \end{aligned} \quad (10)$$

Note that the case of both $\sin \theta_L = 0$ and $\sin \theta_S = 0$ corresponds to the scenario when neither is there mixing between h and s , nor between t and t' . In this scenario h has properties identical to the SM Higgs boson. In the following section, we will present constraints on the model. Note that for $N_T > 1$, the couplings C_{htt} , $C_{ht't'}$, $C_{st't'}$ and $C_{st't'}$ have additional powers of $\sin \theta_L$ and $\cos \theta_L$, cf. Appendix C.

III. MODEL CONSTRAINTS

In this section, we determine constraints on the model from precision electroweak tests, Higgs signal strengths, single top production rate measurement and the 750 GeV resonance production rates.

⁵ Large mixing is constrained by oblique parameters [213]. We will reanalyze these constraints for the general case, when $N_T \geq 1$.

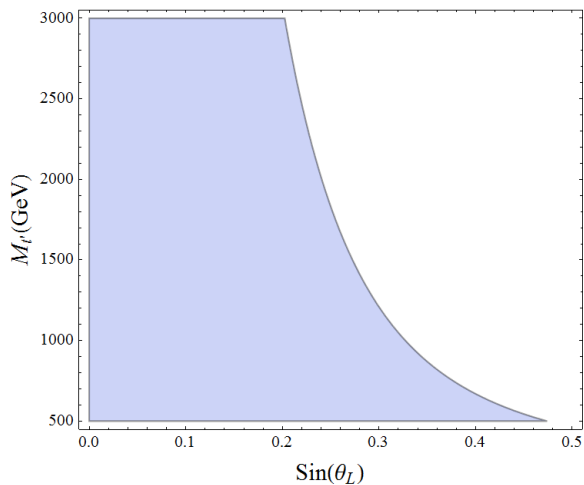


FIG. 1: 95% CL limits from the S and T parameter in the $(m_{t'} - \sin \theta_L)$ plane, and for $\sin \theta_S = 0$ and $N_T = 1$. Shaded areas correspond to allowed regions of parameter space.

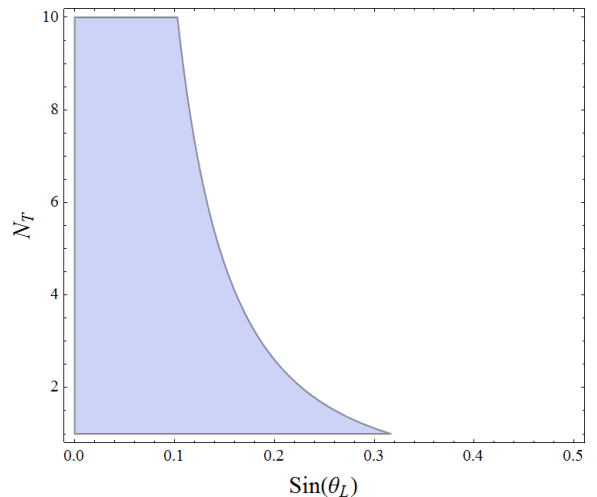


FIG. 2: 95% CL limits from the S and T parameter in the $(N_T - \sin \theta_L)$ plane, and for $\sin \theta_S = 0$ and $m_{t'} = 1$ TeV. Shaded areas correspond to allowed regions of parameter space.

A. Constraints from Electroweak Precision Tests (S , T , U parameters)

The S , T and U parameters [222] of the model have been evaluated in Ref. [213]. There are two contributions that need to be considered here, namely the contribution from mixing between the top and its partner(s), as well as from the scalar dilaton. This test strongly constrains mixing between the top and its partner(s). In Fig. 1, we show 95% Confidence Level (CL) upper bounds on the value of $\sin \theta_L$ with varying $m_{t'}$, when $N_T = 1$. In order to evaluate these bounds, we define a chi-squared function, χ_{STU}^2 , using

$$S = 0.05 \pm 0.09, \quad T = 0.08 \pm 0.07, \quad \rho_{ST} = 0.91. \quad (11)$$

Here, ρ_{ST} is the correlation between S and T , and the values of S and T are determined by setting $U = 0$. We also set $\sin \theta_S = 0$; we will see below that the choice $\sin \theta_S = 0$ is best suited to explain the 750 GeV diphoton resonance rate in this model. When $m_{t'} = 1$ TeV, we see that mixing between the top and its partner(s) is constrained, by the Electroweak precision tests, to the region where $\sin \theta_L < 0.3$. We also observe that increasing $m_{t'}$ reduces the allowed magnitude of mixing between the top and its partner(s).

It is instructive to look at constraints on mixing between the top and its partners for the more general case when $N_T > 1$. To this end, we calculate the N_T dependence of the T parameter and verify our results using `package X` [223]. In general, each top partner can mix by different amounts. However, for simplicity, we only consider the special case of Eq. (3). As shown in Appendix C, this amounts to nearly degenerate top partners, cf. Eq. (C14), when the mixing between top quark and top partners is not too large. In Fig. 2, we show the 95% CL upper bounds on the value of $\sin \theta_L$ with varying N_T for $m_{t'} = 1$ TeV and $\sin \theta_S = 0$. We observe that the Electroweak precision tests constrain $\sin \theta_L$ more strongly as N_T increases.

B. Constraints from Higgs signal strengths

Higgs signal strengths have been measured using data from the 7 and 8 TeV runs of LHC. These signal strengths define properties of the observed 125 GeV Higgs boson. Examining these signal strengths provides insights into the amount of mixing allowed between the Higgs boson and the 750 GeV dilaton. Therefore, in this section, we perform fits to MDM parameters using Higgs data.

The signal strengths reported by ATLAS and CMS are defined as

$$\hat{\mu}_i = \frac{n_{\text{exp}}^i}{n_{\text{SM}}^i}, \quad (12)$$

where n_{exp}^i is the number of events observed in the channel i and n_{SM}^i is the expected number of events as predicted

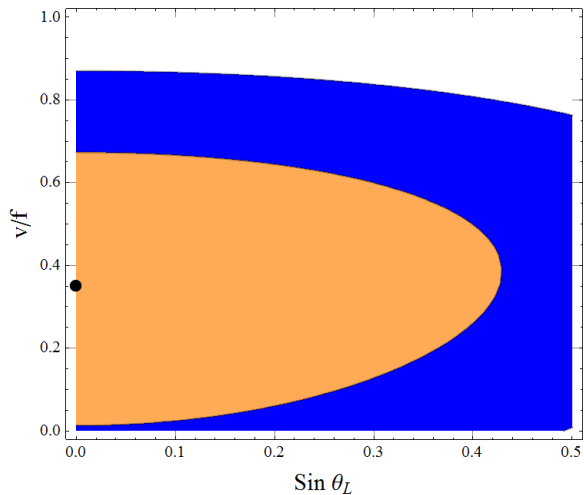


FIG. 3: Contours of 1σ and 2σ deviation of $\Delta\chi^2$ in the $(\sin\theta_L - \frac{v}{f})$ plane, constrained by Higgs signal strength data only. Here $(\sin\theta_S = 0.31, \sin\theta_L = 0, \frac{v}{f} = 0.35)$ is the best fit value and is denoted by a black dot.

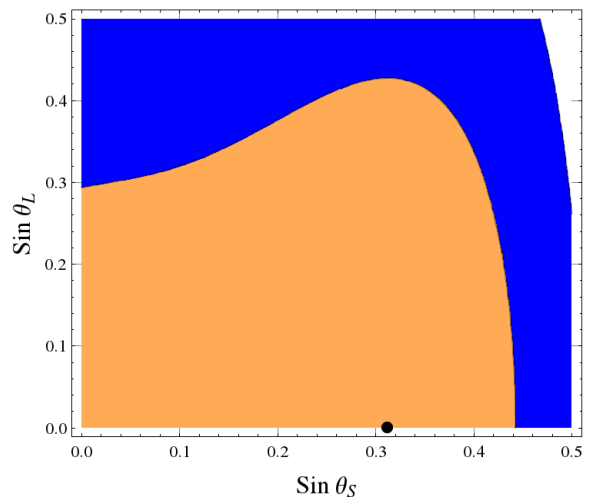


FIG. 4: 1σ and 2σ contours of $\Delta\chi^2$ in the $(\sin\theta_S - \sin\theta_L)$ plane, constrained by Higgs signal strength data only. Here $(\sin\theta_S = 0.31, \sin\theta_L = 0, \frac{v}{f} = 0.35)$ is the best fit value and is denoted by a black dot.

in the SM. In order to compare the MDM predictions with the experimentally derived $\hat{\mu}_i$, we define (as usual)

$$\mu_i = \frac{n_{\text{th}}^i}{n_{\text{SM}}^i} = \frac{\sum_p \sigma_p^{\text{MDM}} \epsilon_p^i}{\sum_p \sigma_p^{\text{SM}} \epsilon_p^i} \times \frac{\mathcal{B}_i^{\text{MDM}}}{\mathcal{B}_i^{\text{SM}}}. \quad (13)$$

Here σ_p is the production cross section of the 125 GeV Higgs boson in the p^{th} channel and \mathcal{B}_i corresponds to its branching ratio in the i^{th} channel. ϵ_p^i correspond to the fraction that each production channel contributes in the search for the Higgs in its i^{th} decay channel. Fits to μ_i are performed by minimizing the χ^2 function defined as

$$\chi^2 = \sum_i \left(\frac{\mu_i - \hat{\mu}_i}{\hat{\sigma}_i} \right)^2. \quad (14)$$

After setting $m_{t'} = 1$ TeV and $N_T = 1$, we are left effectively with three model parameters; $\sin\theta_S$, $\sin\theta_L$ and $\frac{v}{f}$. Note that varying $m_{t'}$ has a minimal effect on the fits since $m_{t'}^2 \gg m_h^2$ and therefore the contribution of t' to Higgs decays can be calculated in the heavy quark limit to a good approximation. Using Higgs data, listed in the Appendix of Ref. [224], we perform a fit over the three model parameters $(\sin\theta_S, \sin\theta_L, \frac{v}{f})$ and find the best fit to be at $(0.31, 0.0, 0.35)$ with the $\chi^2/d.o.f = 27.6/24$. In Fig. 4, 1σ (one standard deviation) and 2σ contours of $\Delta\chi^2$ are shown. The left plot shows the contours in the $(\sin\theta_L - \frac{v}{f})$ plane, with $\sin\theta_S = 0.31$, whereas the right plot shows the same in the $(\sin\theta_S - \sin\theta_L)$ plane, with $\frac{v}{f} = 0.35$. The black dots indicate the best fit points on the plots. Both plots highlight the preference for small or no mixing: i.e., $\sin\theta_L \sim 0$ and $\sin\theta_S \sim 0$.

In fact, we will see in the next section that the choice $\sin\theta_S = 0$, is best suited to explain the diphoton resonance rates. Keeping this in mind, we fix $\sin\theta_S = 0$ and perform fits to the Higgs signal strength data by allowing $\frac{v}{f}$ and $\sin\theta_L$ to vary freely. We find that the χ^2 at the best fit value is $\chi^2/d.o.f = 28.5/25$. In Fig. 5, we show 1σ and 2σ contours of the fit in the $(\sin\theta_L - \frac{v}{f})$ plane. $\sin\theta_L = 0$ corresponds to the best fit and $\frac{v}{f}$ is not constrained by the fit. When $\sin\theta_S = 0$, the $\frac{v}{f}$ dependence of Higgs signal strengths drops out, resulting in a flat behavior of the χ^2 function in the $\frac{v}{f}$ direction. This results in the vertical contours seen in Fig. 5.

Constraints on $\sin\theta_L$ appear to be fairly weak, with all values of $\sin\theta_L$ being allowed within 3σ . This behavior can be understood from the following argument. The $\sin\theta_L$ dependence of the χ^2 function arises through three sources: decay of Higgs to a pair of gluons (as well as gluon fusion production), decay of Higgs to a pair of photons, and $t\bar{t}h$ production. For the first two sources, the $\sin\theta_L$ dependence is weak, since effectively the amplitudes for these decays are $\cos^2\theta_L A_t + \sin^2\theta_L A_{t'}$. Here A_f are loop functions defined in the Appendix A. Since both m_t and $m_{t'}$ are larger than m_h , $A_t \sim A_{t'}$ and the $\sin\theta_L$ dependence nearly vanishes from $h \rightarrow gg$ and $h \rightarrow \gamma\gamma$ processes. This leaves only $t\bar{t}h$ production with a $\sin\theta_L$ dependence. Since $t\bar{t}h$ production has been measured with large errors, therefore the constraint on $\sin\theta_L$ from the current measurement is relatively weak. As discussed earlier, a stronger constraint on $\sin\theta_L$ has been imposed by the Electroweak precision tests, cf. Figs. 1 and 2.

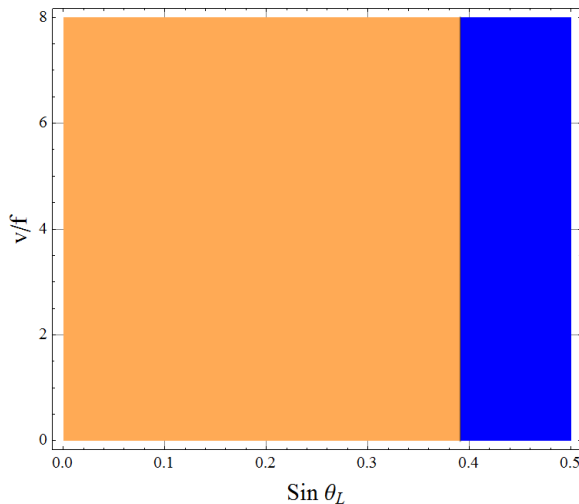


FIG. 5: 1σ and 2σ contours of $\Delta\chi^2$ in the $(\sin\theta_L - \frac{v}{f})$ plane. Here the best fit occurs at the line of $\sin\theta_L = 0$, with $\sin\theta_S = 0$ (see text for details). Fits are performed using Higgs data alone.

C. Constraints from Single Top Production

Top quarks are copiously produced at the LHC. An important observable that would be modified by this model is the single top cross section. The current constraints from ATLAS and CMS already put a strong constraint on the product of the mixing between the top quark and top partner(s) and $|V_{tb}|$. The current most precise measurements from ATLAS and CMS yield $|V_{tb}| > 0.88$ and $|V_{tb}| > 0.92$, respectively, at the 95% confidence level (CL) [225, 226]. The single top production cross section in this new model is proportional to the product $(|V_{tb}| \cos\theta_L)^2$.

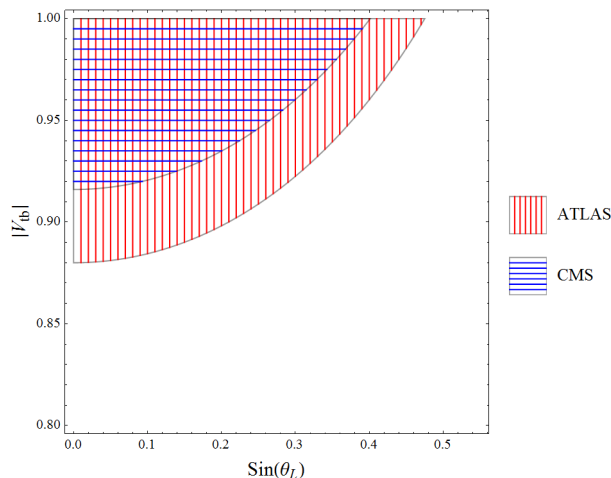


FIG. 6: Allowed (shaded) region from ATLAS (darker shaded) and CMS (lighter shaded) measurement of single top production, independent of $m_{t'}$, for $N_T = 1$. The CMS constraint overlaps the ATLAS constraint.

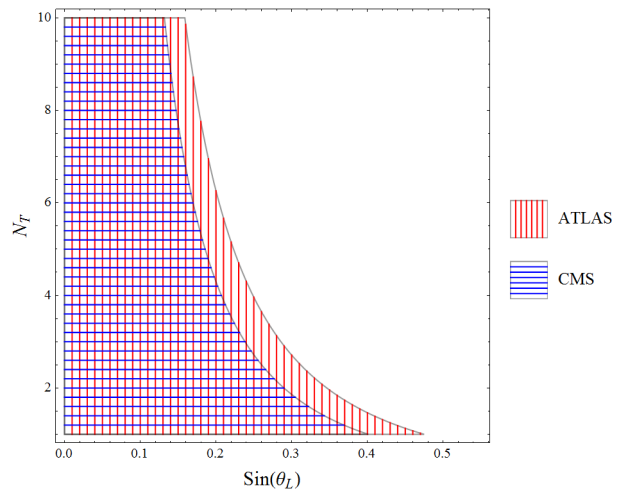


FIG. 7: Allowed (shaded) region from ATLAS (darker shaded) and CMS (lighter shaded) measurement of single top production, independent of $m_{t'}$, assuming $|V_{tb}|=1$. The CMS constraint overlaps the ATLAS constraint.

In Fig. 6, we show 95% CL allowed regions in the $(|V_{tb}| - \sin\theta_L)$ plane, when $N_T = 1$. We observe that the constraints on $\sin(\theta_L)$ are comparable to those from the T parameter constraints, as seen in Figs. 1 and 2. In Fig. 7 we show constraints from single top production in the $(N_T - \sin\theta_L)$ plane, after setting $|V_{tb}| = 1$. It is evident that allowed regions of $\sin\theta_L$ reduce as N_T increase. Currently, constraints from the T parameter are only slightly stronger than that from the single top production. However, with the high luminosity runs of the HL-LHC (3ab^{-1}), it is expected that there will be 15 million single top events. The estimated uncertainty on single top production should be reduced to 3.8% by the end of the LHC run [227]. This would imply a reduction on the uncertainty of

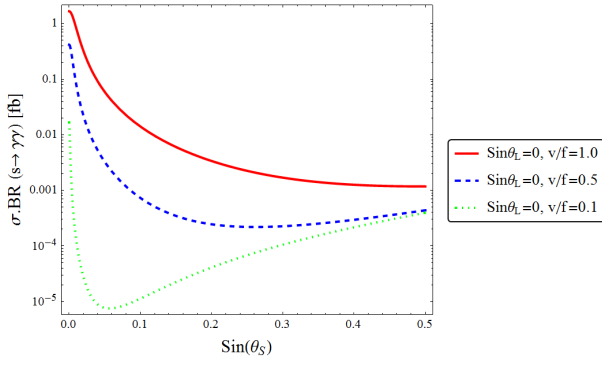


FIG. 8: Variation of the next-to-next-to leading order production cross section times branching ratio ($\sigma(pp \rightarrow s) \cdot \text{BR}(s \rightarrow \gamma\gamma)$) of the dilaton ($m_s = 750$ GeV) for 13 TeV LHC, with $\sin\theta_L = 0$. Here we set $N_T = 1$.

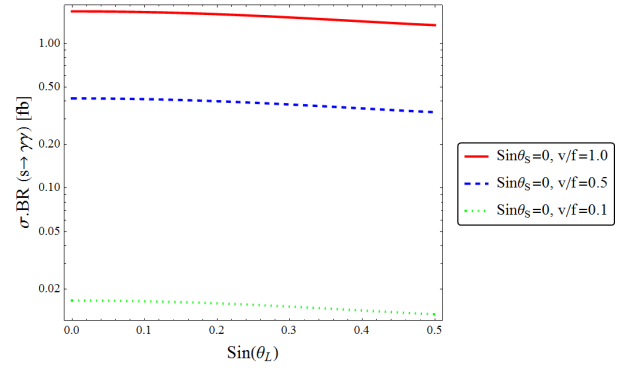


FIG. 9: Variation of the next-to-next-to leading order production cross section times branching ratio ($\sigma(pp \rightarrow s) \cdot \text{BR}(s \rightarrow \gamma\gamma)$) of the dilaton ($m_s = 750$ GeV) for 13 TeV LHC, with $\sin\theta_S = 0$. Here we set $N_T = 1$.

approximately a factor of $2 \sim 3$ in $(|V_{tb}|\cos\theta_L)^2$. If we choose $|V_{tb}| = 1$, then the limits would be $\sin\theta_L \lesssim 0.2$ (which is stronger than the Electroweak precision test constraints) at the end of the running of HL-LHC, ignoring changes in theoretical and systematic uncertainties. Moreover, constraints from the single top measurement is independent of the top partner mass.

D. Dilaton production and Decay

Production of the dilaton of mass $m_s = 750$ GeV proceeds through a loop induced process of gluon fusion. All other production modes are expected to be sub-dominant, especially in the small mixing ($\sin\theta_S \sim 0$) scenario. We estimate the cross section for production and decay of the dilaton using the Narrow Width Approximation (NWA). Since we set $\sin\theta_S = 0$, the dilaton decays primarily through loop induced processes, and therefore we find that the ratio of its decay width to mass is $\Gamma_s/m_s \sim 10^{-4}$.⁶ The NWA is thus a good approximation for production of the dilaton.

The production cross section in the NWA can be written down as follows.

$$\sigma(gg \rightarrow s \rightarrow \gamma\gamma) = 16\pi^2 \cdot \mathcal{N} \cdot \frac{\Gamma_s}{m_s} \cdot \text{BR}(s \rightarrow \gamma\gamma) \cdot \text{BR}(R \rightarrow gg) \cdot \left[\frac{dL^{gg}}{d\hat{s}} \right]_{\hat{s}=m_s^2}, \quad (15)$$

where \mathcal{N} is a ratio of spin and color counting factors

$$\mathcal{N} = \frac{N_s}{N_g N_g} \cdot \frac{C_s}{C_g C_g}, \quad (16)$$

where N and C count the number of spin- and color-states, respectively, for initial state gluons and the resonant dilaton, with $N_s = 1, N_g = 2, C_g = 8$ and $C_s = 1$. In order to compute the total cross section at 13 TeV LHC, we multiply the above mentioned partonic cross section with the gluon luminosity L_{gg} . We evaluate L_{gg} using the CT14LO parton distribution function [228] and the LHAPDF package [229]. We also evaluate the NNLO K -factor using the SuSHi program [230] in the infinite quark mass limit with the CT14NNLO PDF central set [228]. We set the renormalization and factorization scales to be $\mu_R = \mu_F = 750$ GeV. We find the K -factors to be $K_{NNLO/LO}^{13TeV} \sim 2.6$ and $K_{NNLO/LO}^{8TeV} \sim 2.7$, respectively, at the 13 TeV and 8 TeV LHC, which will be included in the following analysis of dilaton production rates. An interesting feature of this model is that when all mixings are set to zero (i.e. $\sin\theta_L = 0$ and $\sin\theta_S = 0$), all decays are loop induced. The branching ratios are fixed by the $SU(3)_c$ and $U(1)_Y$ charges of the top partners. The decay width on the other hand is proportional to N_T^2/f^2 . From the equation above we see that in order to increase the cross section one could either increase the decay width by increasing N_T or decreasing f .

⁶ The decay width of the dilaton is proportional to N_T^2/f^2 .

However, we will see later that small values of f will lead to large Yukawa couplings of the top partners and therefore to issues of perturbativity.

The expressions for the decay width of the dilaton are given in Appendix B. In Fig. 8, we show the variation of $\sigma(pp \rightarrow s \rightarrow \gamma\gamma)$ with the Higgs-dilaton mixing angle $\sin \theta_S$ for three different values of $\frac{v}{f} = \{1, 0.5, 0.1\}$ and $\sin \theta_L = 0$. When $\frac{v}{f} = 1$, we find, in the limit of $\sin \theta_S \rightarrow 0$, the NNLO cross section $\sigma(pp \rightarrow s \rightarrow \gamma\gamma) \rightarrow 1.1$ fb. As mixing between h and s becomes non-zero ($\sin \theta_S \neq 0$), there is a dramatic fall in the σ , as can be seen in Fig. 8. This behavior is due to the large negative interference arising from the W -boson loop contribution to the diphoton decays of the dilaton. Furthermore, with non-zero values of $\sin \theta_S$, tree level decays of $s \rightarrow VV$ where $V = \{W^\pm, Z\}$ are allowed and become the dominant decay modes, further reducing the $s \rightarrow \gamma\gamma$ branching ratio, cf. Fig. 13 in Appendix B 7.

In the rest of this paper we therefore restrict ourselves to the scenario where $\sin \theta_S = 0$. We are therefore left with three parameters in the model: $\sin \theta_L, f$ and N_T . When we set $\sin \theta_S = \sin \theta_L = 0$, the dilaton s can decay only through four different loop processes $s \rightarrow \gamma\gamma, s \rightarrow Z\gamma, s \rightarrow ZZ$ and $s \rightarrow gg$. When $\sin \theta_L \neq 0$, then the tree level $s \rightarrow t\bar{t}$ decay channel also becomes available, though suppressed by powers of $\sin^4 \theta_L$ in the small mixing angle limit.⁷ Consequently, the total decay width of the dilaton is expected to be very small. Branching ratios to these various channels are shown in Appendix B 7.

In Fig. 9, the variation of $\sigma(pp \rightarrow s \rightarrow \gamma\gamma)$ with the $t - t'$ mixing angle $\sin \theta_L$ is shown. We see that there is only a weak dependence on the mixing angle $\sin \theta_L$. This behavior, as explained earlier, is due to the fact that for the choice of $\sin \theta_S = 0$, the $\sin \theta_L$ dependence of the cross section almost vanishes. As expected, one can see that the cross section simply depends quadratically on $\eta = N_T v/f$.

In order to constrain the model, we use the following values of cross sections

- $\sigma(pp \rightarrow s \rightarrow \gamma\gamma) = 6.26 \pm 3.23$ fb [1, 3, 15].
- $\sigma(pp \rightarrow s \rightarrow Z\gamma) < 8.2$ fb [231].
- $\sigma(pp \rightarrow s \rightarrow gg) < 2200$ fb [232].
- $\sigma(pp \rightarrow s \rightarrow ZZ) < 19$ fb [233].
- $\sigma(pp \rightarrow s \rightarrow t\bar{t}) < 700$ fb [234].

In Fig. 10, we set $N_T = 1$ and show, in the $(\sin \theta_L - \frac{v}{f})$ plane, constraints from one sigma exclusion limits from $\sigma(pp \rightarrow s \rightarrow \gamma\gamma)$ and $\sigma(pp \rightarrow s \rightarrow Z\gamma)$ and perturbativity requirement ($\lambda_S \leq 4\pi$). Similarly, in Fig. 11, we show the same exclusions for the case when $N_T = 2$. We do not show constraints from $s \rightarrow gg, s \rightarrow ZZ$ and $s \rightarrow t\bar{t}$ decay modes in these figures since they are very weak. The allowed region, that explain the diphoton excess to within one standard deviation, corresponds to the unshaded white regions in the figure. In Fig. 10, where $N_T = 1$, we see that large values of $\frac{v}{f}$ are necessary in order to explain the diphoton excess. However, such large values of v/f (around 2) are mostly ruled out by the requirement of perturbativity ($\lambda_S \leq 4\pi$) and only a small region of parameter space remains to explain the signal. On the other hand, in Fig. 11, where $N_T = 2$, we see that smaller values of $\frac{v}{f}$ (hence larger values of f) can explain the diphoton excess, thus evading bounds from perturbativity ($\lambda_S \leq 4\pi$).

In Fig. 12, we show the same set of constraints in the $(\frac{v}{f} - N_T)$ plane while setting $\sin \theta_L = 0$. We see that the model is able to explain the diphoton excess and avoid other constraints when $N_T \geq 1$. Further, as N_T increases, the value of f required to explain the diphoton excess increases (denoted by the unshaded white region in the figure).

As discussed in Appendix D, although the MDM, in its current form, can explain the diphoton excess, additional new dynamics is required in the TeV region to stabilize the vacuum. It is not necessary that the new dynamics will contribute to the diphoton signal. It is only required that it contributes positively to the running of the coupling β_{λ_S} . We therefore do not speculate the nature of this new dynamics as there are a vast number of possibilities.

It is interesting to observe that this model has very definite predictions for $s \rightarrow Z\gamma, s \rightarrow ZZ$ and, $s \rightarrow t\bar{t}$ branching ratios.⁸ If the diphoton excess is confirmed in future runs of the LHC, then a way to further test this model is to determine these branching ratios. We discuss this in further detail later in the paper.

⁷ Mixing with the top quark also allows for the decay channel $s \rightarrow W^+W^-$ through a triangle diagram. However, since the mixing angle $\sin \theta_L$ is strongly constrained by electroweak precision tests to a small value, we may safely neglect this decay channel.

⁸ See Appendix B and B 7 for details.

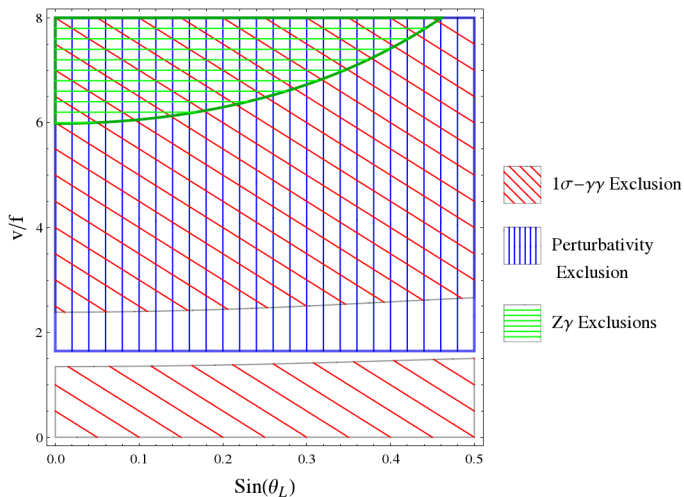


FIG. 10: Constraints from $pp \rightarrow s \rightarrow (\gamma\gamma, Z\gamma)$ production rates of the dilaton as well as perturbativity requirement ($\lambda_S \leq 4\pi$). The shaded regions are excluded. Here $N_T = 1$.

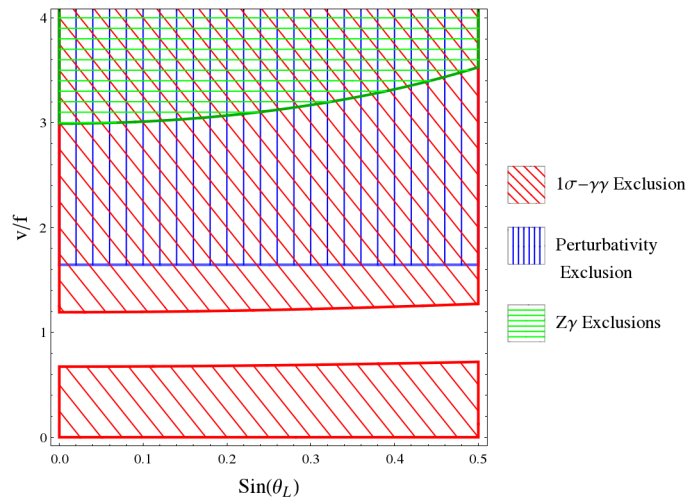


FIG. 11: Constraints from $pp \rightarrow s \rightarrow (\gamma\gamma, Z\gamma)$ production rates of the dilaton as well as perturbativity requirement ($\lambda_S \leq 4\pi$). The shaded regions are excluded. Here $N_T = 2$.

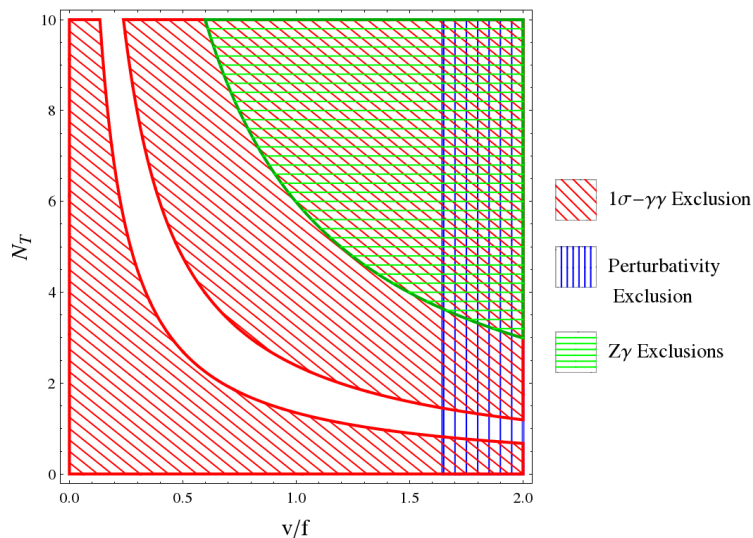


FIG. 12: Constraints from the $pp \rightarrow s \rightarrow (\gamma\gamma, Z\gamma)$ production of the dilaton as well as perturbativity of the dilaton's quartic coupling ($\lambda_S \leq 4\pi$). Here we set $\sin \theta_L = \sin \theta_S = 0$.

IV. PHENOMENOLOGY OF MDM AT LHC

In this section we discuss the phenomenology relevant for future LHC runs in the context of the Minimal dilaton model with its constraints as derived in earlier sections. In light of the 750 GeV excess, the constraints on MDM can be summarized as follows:

- Mixing between the 125 GeV Higgs boson and the dilaton s is effectively nil, i.e. $\sin \theta_S \sim 0$. We will consider phenomenology of the the MDM strictly in the case when $\sin \theta_S = 0$.
- Precision constraints and single top measurements require the mixing between the top and its partner(s) to be small (i.e. $\sin \theta_L \ll 1$).
- We find the Minimal Dilaton Model with $0.2 \leq v/f \leq 1.0$ and $1 < N_T < 10$ is a valid effective theory up to the scale of $\sim m_t$. Not only does it explain the diphoton signal, but also satisfies all the constraints from both experimental data and the requirement for perturbativity. For $N_T > 10$, the beta function of the strong

coupling constant becomes positive such that the QCD interaction is no longer asymptotically free. Hence, we do not consider this case.

- The top partner mass is constrained by requiring the perturbativity of the Yukawa coupling $y_T \sim M/f < 4\pi/\sqrt{N_c}$ GeV, where $N_c = 3$ counts the number of color states of the top partner(s). Since the dilaton is entirely responsible for generating the mass of the top partner(s), $m_{t'}$ is bounded from above: $m_{t'} < (1800f/v)$ GeV, in the small mixing angle approximation. We therefore expect to find top partner(s) with masses in the range of 2 – 9 TeV given the bounds from the previous point.

Given the approximate constraints summarized above, we proceed to discuss the phenomenology of the model.

A. Determination of dilaton branching ratios

If the diphoton resonance is confirmed at the future runs of the LHC, the next step is to determine the ratio of branching ratios of the dilaton into various decay channels. Since we consider the limit $\sin \theta_S = 0$ and $\sin \theta_L \ll 1$, the possible decay channels of the dilaton are

- $s \rightarrow gg$: In the limit $\sin \theta_S = \sin \theta_L = 0$, $\Gamma(s \rightarrow gg)/\Gamma(s \rightarrow \gamma\gamma) \sim 9\alpha_s^2/8\alpha^2 \sim 14$. This decay channel can be investigated through dijet decays.⁹
- $s \rightarrow Z\gamma$: In the limit $\sin \theta_S = \sin \theta_L = 0$, $\Gamma(s \rightarrow Z\gamma)/\Gamma(s \rightarrow \gamma\gamma) \sim 2 \tan^2 \theta_w \sim 0.6$.
- $s \rightarrow ZZ$: In the limit $\sin \theta_S = \sin \theta_L = 0$, $\Gamma(s \rightarrow ZZ)/\Gamma(s \rightarrow \gamma\gamma) \sim \tan^4 \theta_w \sim 0.1$.
- $s \rightarrow t\bar{t}$: This process is proportional to $\sin^4 \theta_L$ and is therefore quite small. For $\sin \theta_L = 0.3$, $\Gamma(s \rightarrow t\bar{t})/\Gamma(s \rightarrow \gamma\gamma) \sim 0.06$.
- $s \rightarrow W^+W^-$: This decay channel has a non-zero partial decay width only when $\sin \theta_L \neq 0$. Further, since it is proportional to $\sin^4 \theta_L$, it is expected to be highly suppressed, as compared to the other decay modes, cf. Appendix B.
- $s \rightarrow hh$: Similar to the WW channel, this decay mode has a non-zero partial width only when $\sin \theta_L \neq 0$ and is expected to be very small.

The decay width of the dilaton, as mentioned earlier is expected to be small. In fact, when $\sin \theta_S = 0$, the ratio of decay width to mass of the dilaton (Γ_s/m_s) is of order 10^{-4} . In this model, this ratio, can be large (~ 0.3) when $\sin \theta_S = 1$. However, $\sin \theta_S \neq 0$ is unfavorable for explaining the diphoton excess. The decay width also increases as N_T^2 when $\sin \theta_S = 0$, however, the range of variation is small. For $N_T = 1$ we find $\Gamma/M \sim 6 \times 10^{-5}$ and for $N_T = 10$ we find $\Gamma/M \sim 6 \times 10^{-3}$.

B. Determination of top partner mass and branching ratios

Electroweak decay modes of top partners are possible when mixing with top quarks is present ($\sin \theta_L \neq 0$). In such a scenario, the t' has four possible decay modes: $t' \rightarrow Wt$, $t' \rightarrow Zt$, $t' \rightarrow ht$ and, if kinematically allowed, $t' \rightarrow st$. The first three decay widths are related through the Goldstone Equivalence Theorem [236–240] and one finds that $\Gamma(t' \rightarrow Wt) \simeq 2\Gamma(t' \rightarrow Zt) \simeq 2\Gamma(t' \rightarrow ht)$ [241]. For the fourth decay channel (assuming $m_{t'} \gg (m_t, m_s)$ and $\sin \theta_L \ll 1$), we have $\Gamma(t' \rightarrow st) \simeq (v/f)^2 \Gamma(t' \rightarrow ht)$. Therefore, the decay channel is suppressed not only through phase space factors but also through $(v/f)^2$. Hence, in the context of MDM, one could follow the traditional strategy of searching for top partners.¹⁰

As explained earlier, one expects to find top partners with masses in the range of $\sim 2 - 9$ TeV. Top partners can be searched for at hadron colliders, either through pair or single production. For 14 TeV LHC with 3000 fb^{-1} integrated luminosity, 5σ discovery is possible up to $m_{t'} \sim 1.5$ TeV, whereas a 33 TeV machine with the same amount

⁹ That the dijets are indeed of gluonic origin may be investigated with the aid of tools such as jet energy profiles. See, for example, [235].

¹⁰ See, for example, Ref. [220] and references therein.

of integrated luminosity could discover a top partner with $m_{t'} \sim 2.4$ TeV [242]. For a 100 TeV machine it is possible to set limits as large as $m_{t'} \gtrsim 6$ TeV [243].

One interesting aspect pertaining to the particular form of the mass matrix used in this study is that for $N_T > 1$, the top partner masses are not all degenerate. Furthermore, from earlier discussion we learned that in order to explain the diphoton signal, N_T could be greater than one. Therefore, one might expect to find top partners of same charge, but different masses. If m' , cf. Eq. (C14), is large, the mass difference between the heaviest top partner and the degenerate top partners may be large enough to open up decay channels of the form $t'_1 \rightarrow t'_2 + h/Z$. This presents itself as a novel signal albeit a weaker one in comparison to decay modes discussed earlier.

C. Double Higgs and Higgs plus jet productions

The presence of top partners and mixing with top quark has consequences on both double Higgs and double dilaton production. When $\sin \theta_S = 0$ and $\sin \theta_L = 0$, there is no contribution from top partners or dilaton to the production of a pair of Higgs bosons at hadron colliders. When $\sin \theta_L \neq 0$, top partners begin to contribute to both the triangle and box diagrams in double Higgs production. At the same time, the contribution from the top quark reduces due to smaller values of the top Yukawa coupling. Since top partners are more massive than the top itself, the consequence of having $\sin \theta_L \neq 0$ is to reduce the double Higgs production cross section in the invariant mass region that is far below the mass of the t' [244].¹¹ Needless to say that if the mass of t' is not too large and can be directly produced in high energy colliders, a resonance peak in the double Higgs boson invariant mass distribution is expected. Interestingly, when $\sin \theta_L \neq 0$, then $s \rightarrow hh$ decays are possible, albeit small. This would give rise to a small peak in the invariant mass spectrum at $m_{hh} \sim 750$ GeV.

Similarly, the presence of the top partners will also affect the transverse momentum (p_T) distribution of the Higgs boson produced in association with a high p_T jet [244]. When $\sin \theta_L \neq 0$, top partners begin to contribute to both the triangle and box diagrams in Higgs plus jet production. In the small p_T (less than m_h) region, the $\sin \theta_L$ dependence of the differential cross section is weak,¹² consequently, the low p_T distribution of the Higgs boson will approximately resemble the SM prediction. However, in the high p_T (larger than m_t) region, where the invariant ($\sqrt{\hat{s}}$) of the process is large, the differential cross section will depend on the value of $\sin \theta_L$ and become smaller than the SM prediction as p_T increases toward $m_{t'}$. Hence, a precise measurement of the p_T distribution, particularly in the high p_T region, can probe BSM physics such as the MDM.

V. CONCLUSIONS

In this work we analyzed the Minimal Dilaton Model as a potential candidate to explain the 750 GeV diphoton excess. The linearized version of the model presents an effective lagrangian that includes the usual SM along with a singlet scalar dilaton (s) and N_T number of vector-like top partners with quantum numbers identical to the right handed top quark.

We identify the possible 750 GeV resonance with the dilaton s and find that the model can explain the diphoton signal and avoid other experimental constraints. We find that values of f in the range of [0.4, 1] TeV can explain the diphoton excess in this model. Interestingly, we find that in order to explain the signal, mixing between the Higgs boson and the dilaton must be very small or zero (i.e., $\sin \theta_S \sim 0$). Mixing between the top and its partner(s) is allowed but is constrained ($\sin \theta_L \leq 0.3$) by precision electroweak test (i.e., S , T and U parameters) and by single top production measurements. We also note that the mixing angle $\sin \theta_L$ may be further constrained through experiments by measuring the $s \rightarrow Z\gamma$, $s \rightarrow ZZ$, and $s \rightarrow t\bar{t}$ decay branching ratios, and by improved single-top measurements. The constraint on $\sin \theta_L$ from single-top measurement is independent of the mass of the partner. This conclusion also holds for any model which allows the top partner to mix with top quark.

We observe three key features with regards to the phenomenology of the MDM. Firstly, signatures for the top partner(s) at the LHC are archetypal of vector like quark searches. However, the model allows the presence of additional top partners (to explain the diphoton excess). Hence, so long as $\sin \theta_L \neq 0$, one hopes to find non-degenerate top partners at the LHC. Secondly, double higgs production is affected when $\sin \theta_L \neq 0$. Finally, Higgs

¹¹ It is interesting to note that since the mass eigenstates are rotated through orthogonal transformation, the cross section follows a sum rule, namely that the double Higgs cross section reduces to the SM value when $m_t = m_{t'}$.

¹² The reason is the same as we have argued at the end of section III B when studying the decay width of $h \rightarrow gg$ in the MDM, since both m_t and $m_{t'}$ are larger than $m_h/2$.

plus jet production at the LHC in the high p_T region is also sensitive to presence of top partner(s) in the loop.

VI. ACKNOWLEDGEMENTS

This work was supported by the National Science Foundation under Grant No. PHY-1417326 and under Grant No. PHY-1519045. We thank S. Dawson and C.-P. Yuan for discussions. We also wish to acknowledge the support of the Michigan State University High Performance Computing Center and the Institute for Cyber Enabled Research.

Appendix A: Decays of h

We identify h with the 125 GeV Higgs boson. The decay channels we consider are listed below.

$$\{\Gamma(h \rightarrow f\bar{f}), \Gamma(h \rightarrow ZZ), \Gamma(h \rightarrow W^+W^-), \Gamma(h \rightarrow \gamma\gamma), \Gamma(h \rightarrow Z\gamma), \Gamma(h \rightarrow gg)\} \quad (\text{A1})$$

Here, the fermions considered are:

$$f = \{s, c, b, \tau, \mu\}. \quad (\text{A2})$$

Note that the last three decay channels are loop induced and we will consider the b, t, t' fermions in the loop process as well as W gauge bosons in the loop. The decay widths of h scale according to the couplings in Eq. (10). We therefore write below the ratio of h decay widths to the h_{SM} decay widths.

$$R_{hff} = \frac{\Gamma(h \rightarrow f\bar{f})}{\Gamma(h_{SM} \rightarrow f\bar{f})} = C_{hff}^2, \quad (\text{A3})$$

$$R_{hVV} = \frac{\Gamma(h \rightarrow VV)}{\Gamma(h_{SM} \rightarrow VV)} = C_{hVV}^2. \quad (\text{A4})$$

1. Decay of $h \rightarrow \gamma\gamma$

The partial decay width for $h \rightarrow \gamma\gamma$ is [245]

$$\Gamma(h_{SM} \rightarrow \gamma\gamma) = \frac{G_\mu \alpha^2 m_h^3}{128 \sqrt{2} \pi^3} \left| \sum_{f=b,t} Q_f^2 N_c A_{1/2}(\tau_f) + A_1(\tau_W) \right|^2, \quad (\text{A5})$$

where, A_j corresponds to the form factors defined below [246]:

$$A_{1/2}(\tau) = \frac{2}{\tau^2} (\tau + (\tau - 1)f(\tau)), \quad (\text{A6})$$

$$A_1(\tau) = -\frac{1}{\tau^2} (2\tau^2 + 3\tau + 3(2\tau - 1)f(\tau)), \quad (\text{A7})$$

with $\tau_i = \frac{m_h^2}{4m_i^2}$ and

$$f(\tau) = \begin{cases} \arcsin^2 \sqrt{\tau} & \text{for } \tau \leq 1 \\ -\frac{1}{4} \left[\log \frac{1+\sqrt{1-\tau^{-1}}}{1-\sqrt{1-\tau^{-1}}} - i\pi \right]^2 & \text{for } \tau > 1 \end{cases}. \quad (\text{A8})$$

$$R_{h\gamma\gamma} = \frac{\Gamma(h \rightarrow \gamma\gamma)}{\Gamma(h_{SM} \rightarrow \gamma\gamma)} = \frac{\left| C_{hWW} A_1(m_h^2/4m_W^2) + \sum_{f=b,t,t'} C_{hff} A_{1/2}(m_h^2/4m_f^2) \right|^2}{\left| A_1(m_h^2/4m_W^2) + \sum_{f=b,t} A_{1/2}(m_h^2/4m_f^2) \right|^2}. \quad (\text{A9})$$

2. Decay of $h \rightarrow gg$

The partial decay width for $h \rightarrow gg$ is [245]

$$\Gamma(h_{SM} \rightarrow gg) = \frac{G_\mu \alpha_s^2 m_h^3}{36\sqrt{2}\pi^3} \left| \sum_{f=b,t} \frac{3}{4} A_{1/2}(\tau_f) \right|^2, \quad (\text{A10})$$

where, $A_{1/2}$ is given in Eq. A7. In the MDM the decay width is determined as follows:

$$R_{hgg} = \frac{\Gamma(h \rightarrow gg)}{\Gamma(h_{SM} \rightarrow gg)} = \frac{\left| \sum_{f=b,t,t'} C_{hff} A_{1/2}(m_h^2/4m_f^2) \right|^2}{\left| \sum_{f=b,t} A_{1/2}(m_h^2/4m_f^2) \right|^2}. \quad (\text{A11})$$

3. Decay of $h \rightarrow Z\gamma$

The partial decay width for $h \rightarrow Z\gamma$ is [245]

$$\begin{aligned} \Gamma(h_{SM} \rightarrow Z\gamma) &= \frac{G_\mu^2 M_W^2 \alpha m_h^3}{64\pi^4} \left(1 - \frac{M_Z^2}{m_h^2}\right)^3 \\ &\times \left| \sum_{f=b,t} Q_f N_c \frac{2I_3^f - 4s_W^2 Q_f}{c_W} \mathcal{A}_f(\tau_f, \lambda_f) + \mathcal{A}_W(\tau_W, \lambda_W) \right|^2, \end{aligned} \quad (\text{A12})$$

where,

$$\begin{aligned} \mathcal{A}_f(\tau_f, \lambda_f) &= I_1(\tau_f, \lambda_f) - I_2(\tau, \lambda), \\ \mathcal{A}_W(\tau_W, \lambda_W) &= c_W \left[\left(1 + \frac{2}{\tau_W}\right) \frac{s_W^2}{c_W^2} - \left(5 + \frac{2}{\tau_W}\right) \right] I_1(\tau_W, \lambda_W) \\ &\quad + 4c_W \left(3 - \frac{s_W^2}{c_W^2}\right) I_2(\tau_W, \lambda_W), \end{aligned} \quad (\text{A13})$$

$$\begin{aligned} I_1(\tau, \lambda) &= \frac{\tau\lambda}{2(\tau - \lambda)} + \frac{\tau^2\lambda}{2(\tau - \lambda)^2} \left(\lambda [f(\tau) - f(\lambda)] + 2[g(\tau) - g(\lambda)] \right), \\ I_2(\tau, \lambda) &= -\frac{\tau\lambda}{2(\tau - \lambda)} [f(\tau) - f(\lambda)], \end{aligned} \quad (\text{A14})$$

and $\lambda = 4m^2/M_Z^2$ and $\tau = 4m^2/m_h^2$. with the functions f and g defined by

$$f(\tau) = \begin{cases} \arcsin^2 \sqrt{1/\tau} & \tau \geq 1 \\ -\frac{1}{4} \left[\log \frac{1+\sqrt{1-\tau}}{1-\sqrt{1-\tau}} - i\pi \right]^2 & \tau < 1 \end{cases}, \quad (\text{A15})$$

$$g(\tau) = \begin{cases} \sqrt{\tau-1} \arcsin \sqrt{1/\tau} & \tau \geq 1 \\ \frac{1}{2} \sqrt{1-\tau} \left[\log \frac{1+\sqrt{1-\tau}}{1-\sqrt{1-\tau}} - i\pi \right] & \tau < 1 \end{cases}, \quad (\text{A16})$$

$$R_{hZ\gamma} = \frac{\Gamma(h \rightarrow Z\gamma)}{\Gamma(h_{SM} \rightarrow Z\gamma)} = \frac{\left| \sum_{f=b,t,t'} C_{hff} Q_f N_c \frac{2I_3^f - 4s_W^2 Q_f}{c_W} \mathcal{A}_f(\tau_f, \lambda_f) + C_{hWW} \mathcal{A}_W(\tau_W, \lambda_W) \right|^2}{\left| \sum_{f=b,t} Q_f N_c \frac{2I_3^f - 4s_W^2 Q_f}{c_W} \mathcal{A}_f(\tau_f, \lambda_f) + \mathcal{A}_W(\tau_W, \lambda_W) \right|^2}. \quad (\text{A17})$$

Note that in the expressions above we keep only the leading terms and have neglected diagrams that contribute to decay amplitude as $\cos^2 \theta_L \sin^2 \theta_L$.

Appendix B: Decays of the dilaton s

We identify s with the 750 GeV excess. The decay channels we consider are listed below.

$$\{\Gamma(s \rightarrow f\bar{f}), \Gamma(s \rightarrow hh), \Gamma(s \rightarrow ZZ), \Gamma(s \rightarrow W^+W^-), \Gamma(s \rightarrow \gamma\gamma), \Gamma(s \rightarrow Z\gamma), \Gamma(s \rightarrow gg)\} \quad (\text{B1})$$

Here,

$$f = \{s, c, b, t, \tau, \mu\}. \quad (\text{B2})$$

The relations are similar to the Higgs ratios written down in the section above, except for the $s \rightarrow ZZ$ decays where we need to consider the $s \rightarrow ZZ$ loop induced decay.

1. Decays to fermions

$$\Gamma(s \rightarrow f\bar{f}) = C_{sff}^2 \frac{G_\mu N_c}{4\sqrt{2}\pi} m_s m_f^2 \beta_f^3, \quad (\text{B3})$$

where $\beta_f = (1 - 4m_f^2/m_s^2)^{1/2}$.

2. Decays of $s \rightarrow VV$

Here we consider only the on-shell decay of the massive gauge bosons

$$\Gamma(s \rightarrow VV) = \frac{G_\mu m_s^3}{16\sqrt{2}\pi} \delta_V(x); \quad x = \frac{M_V^2}{m_s^2} \quad (\text{B4})$$

Here $\delta_W = 2C_{sWW}^2 \sqrt{1-4x}(1-4x+12x^2)$ and

$$\delta_Z(x) = (C_{sZZ}^2 \sqrt{1-4x}(1-4x+12x^2) + \frac{C_{st't'}^2}{m_{t'}^2} \frac{\alpha M_W^2 s_W^2 N_c^2}{18\pi^2 c_W^4 s_W^4} (2s_W^4 (2/3)^2)^2 \sqrt{1-4x}(1-4x+6x^2)) \quad (\text{B5})$$

The second term is the contribution from a massive t' loop to the $s \rightarrow ZZ$ process. This has been calculated using the infinitely massive t' approximation in a low energy theorem [247]. We keep only the leading terms and do not include top quarks to the loops as these are suppressed by powers of $\sin \theta_L$.

3. Decays of $s \rightarrow \gamma\gamma$

Similar to the Higgs decays, the dilaton decay is given as

$$\Gamma(s \rightarrow \gamma\gamma) = \frac{G_\mu \alpha^2 m_h^3}{128\sqrt{2}\pi^3} \left| \sum_{f=b,t,t'} C_{sff} Q_f^2 N_c A_{1/2}(\tau_b) + C_{sWW} A_1(\tau_W) \right|^2 \quad (\text{B6})$$

4. Decays of $s \rightarrow gg$

Similar to the Higgs decays, the dilaton decay is given as

$$\Gamma(s \rightarrow \gamma\gamma) = \frac{G_\mu \alpha_s^2 m_h^3}{36\sqrt{2}\pi^3} \left| \frac{3}{4} \sum_{f=b,t,t'} C_{sff} A_{1/2}(\tau_b) \right|^2 \quad (\text{B7})$$

5. Decays of $s \rightarrow Z\gamma$

Similar to the Higgs decays the dilaton decay is given as

$$\Gamma(s \rightarrow Z\gamma) = \frac{G_\mu^2 M_W^2 \alpha m_s^3}{64\pi^4} \left(1 - \frac{M_Z^2}{m_s^2}\right)^3 \times \left| \sum_{f=b,t,t'} C_{sff} Q_f N_c \frac{2I_3^f - 4s_W^2 Q_f}{c_W} \mathcal{A}_f(\tau_f, \lambda_f) + C_{sWW} \mathcal{A}_W(\tau_W, \lambda_W) \right|^2. \quad (\text{B8})$$

6. Decays of $s \rightarrow hh$

The scalar potential is

$$V(S, H) = \frac{m_S^2}{2} S^2 + \frac{\lambda_S}{4} S^4 + \frac{\kappa}{2} S^2 |H|^2 + m_H^2 |H|^2 + \frac{\lambda_H}{4} |H|^4. \quad (\text{B9})$$

Note that the couplings $\kappa, \lambda_S, \lambda_H$ can be written in terms of the parameters $(\theta_S, f, v, m_h, m_s)$. Where m_h and m_s are the physical masses,

$$\begin{aligned} \kappa &= \frac{(m_s^2 - m_h^2) \cos \theta_S \sin \theta_S}{\sqrt{2} f v}, \\ \lambda_H &= \frac{m_h^2 \cos^2 \theta_S + m_s^2 \sin^2 \theta_S}{v^2}, \\ \lambda_S &= \frac{m_h^2 \sin^2 \theta_S + m_s^2 \cos^2 \theta_S}{2f^2}. \end{aligned} \quad (\text{B10})$$

From the expressions above, we derive the shh vertex as follows

$$\begin{aligned} C_{shh} &= \frac{-i \sin \theta_S \cos \theta_S}{8fv} \left[f \sin \theta_S \left((\sqrt{2} - 3) m_h^2 - (9 + \sqrt{2}) m_s^2 \right) - 3 (1 + \sqrt{2}) f \sin(3\theta_S) (m_h^2 - m_s^2) \right. \\ &\quad \left. + v \cos \theta_S \left((\sqrt{2} - 6) m_h^2 - (18 + \sqrt{2}) m_s^2 \right) + 3 (2 + \sqrt{2}) v \cos(3\theta_S) (m_h^2 - m_s^2) \right] \end{aligned}$$

The partial decay width of $s \rightarrow hh$ can be written as follows:

$$\Gamma(s \rightarrow hh) = \frac{C_{shh}^2}{32\pi m_s} \left(1 - \frac{4m_h^2}{m_s^2}\right)^{1/2}. \quad (\text{B11})$$

7. Decay Branching Ratios of the Dilaton

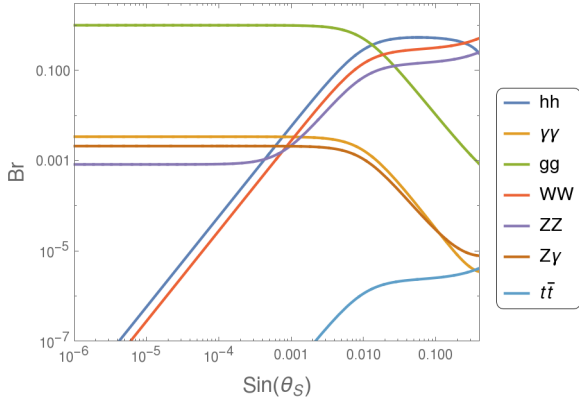
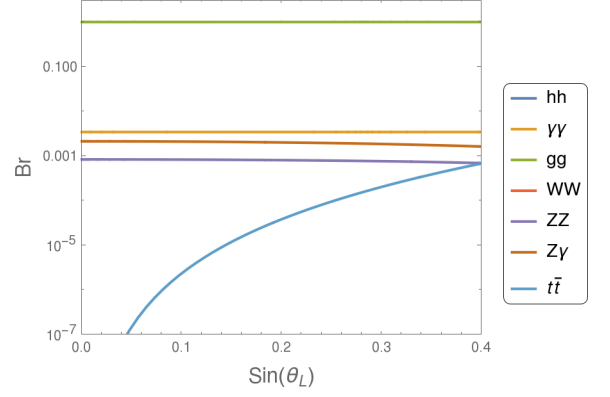
We present here variation of the branching ratios of the dilaton s with various parameters of the model.

Appendix C: Top and top partner mass matrix

1. $N_T = 1$

The mass matrix can be written down below:

$$\begin{bmatrix} \overline{q_{3L}} & \overline{T_L} \end{bmatrix} \begin{bmatrix} m & m' \\ 0 & M \end{bmatrix} \begin{bmatrix} u_{3R} \\ T_R \end{bmatrix}, \quad (\text{C1})$$

FIG. 13: Branching ratios of s for $\sin \theta_L = 0$, and $\frac{v}{f} = 1$.FIG. 14: Branching ratios of s for $\sin \theta_S = 0$, and $\frac{v}{f} = 1$.

where $m = y_t v / \sqrt{2}$ and $m' = y' v / \sqrt{2}$. Switching to mass eigenstates

$$\begin{bmatrix} q_{3L} \\ T_L \end{bmatrix} = \begin{bmatrix} \cos \theta_L & \sin \theta_L \\ -\sin \theta_L & \cos \theta_L \end{bmatrix} \begin{bmatrix} t_L \\ t'_L \end{bmatrix}, \quad \begin{bmatrix} u_{3R} \\ T_R \end{bmatrix} = \begin{bmatrix} \cos \vartheta_R & \sin \vartheta_R \\ -\sin \vartheta_R & \cos \vartheta_R \end{bmatrix} \begin{bmatrix} t_R \\ t'_R \end{bmatrix}, \quad (\text{C2})$$

we may diagonalize as

$$\begin{bmatrix} \bar{q}_{3L} & \bar{T}_L \end{bmatrix} \begin{bmatrix} m & m' \\ 0 & M \end{bmatrix} \begin{bmatrix} u_{3R} \\ T_R \end{bmatrix} = \begin{bmatrix} \bar{t}_L & \bar{t}'_L \end{bmatrix} \begin{bmatrix} m_t & 0 \\ 0 & m_{t'} \end{bmatrix} \begin{bmatrix} t_R \\ t'_R \end{bmatrix}, \quad (\text{C3})$$

where

$$\begin{aligned} \tan \theta_L &= \frac{\sqrt{(M^2 - m^2 + m'^2)^2 + 4m'^2 m^2} - M^2 + m^2 + m'^2}{2m'M} = \frac{m'}{M} + O(M^{-3}), \\ \tan \vartheta_R &= \frac{\sqrt{(M^2 - m^2 + m'^2)^2 + 4m'^2 m^2} - M^2 + m^2 - m'^2}{2m'm} = \frac{m'm}{M^2} + O(M^{-4}), \end{aligned} \quad (\text{C4})$$

and the mass eigenvalues are

$$\left\{ \begin{array}{l} m_t^2 \\ m_{t'}^2 \end{array} \right\} = \frac{M^2 + m^2 + m'^2 \mp \sqrt{(M^2 + m^2 + m'^2)^2 - 4m^2 M^2}}{2}. \quad (\text{C5})$$

For large M ,

$$\begin{aligned} m_t &= \left(1 - \frac{m'^2}{2M^2}\right) m + O(M^{-4}), \\ m_{t'} &= M + \frac{m'^2}{2M} + O(M^{-3}). \end{aligned} \quad (\text{C6})$$

Conversely, parameters in the Lagrangian can be written in terms of the observables:

$$M = \sqrt{m_t^2 \sin^2 \theta_L + m_{t'}^2 \cos^2 \theta_L}, \quad (\text{C7})$$

$$y_t = \frac{\sqrt{2}}{v} \frac{m_t m_{t'}}{\sqrt{m_t^2 \sin^2 \theta_L + m_{t'}^2 \cos^2 \theta_L}}, \quad (\text{C8})$$

$$y' = \frac{\sqrt{2}}{v} \frac{(m_{t'}^2 - m_t^2) \sin \theta_L \cos \theta_L}{\sqrt{m_t^2 \sin^2 \theta_L + m_{t'}^2 \cos^2 \theta_L}}. \quad (\text{C9})$$

2. $N_T > 1$

The mass matrix can be written down below:

$$[\overline{q_{3L}} \quad \overline{T_L} \quad \overline{T_{2L}} \quad \dots] \begin{bmatrix} m & m' & m' & \dots & m' \\ 0 & M & 0 & \dots & 0 \\ 0 & 0 & M & \dots & 0 \\ \vdots & \vdots & \vdots & \ddots & 0 \\ 0 & 0 & 0 & \dots & M \end{bmatrix} \begin{bmatrix} u_{3R} \\ T_R \\ T_{2R} \\ \vdots \end{bmatrix}, \quad (\text{C10})$$

where the above matrix has dimensions $(N_T + 1) \times (N_T + 1)$. The diagonal mass squared matrix is given by:

$$\begin{bmatrix} m_t^2 & 0 & 0 & \dots & 0 \\ 0 & m_{t'}^2 & 0 & \dots & 0 \\ 0 & 0 & m_{t'_2}^2 & \dots & 0 \\ \vdots & \vdots & \vdots & \ddots & 0 \\ 0 & 0 & 0 & \dots & m_{t'_{N_T}}^2 \end{bmatrix}, \quad (\text{C11})$$

Assuming all the mixings are small and approximately equivalent, we can rotate the diagonal mass squared matrix back to the non-diagonal matrix given by:

$$\mathcal{M}\mathcal{M}^T = \begin{bmatrix} m^2 + N_T m'^2 & Mm' & Mm' & \dots & Mm' \\ Mm' & M^2 & 0 & \dots & 0 \\ Mm' & 0 & M^2 & \dots & 0 \\ \vdots & \vdots & \vdots & \ddots & 0 \\ Mm' & 0 & 0 & \dots & M^2 \end{bmatrix}. \quad (\text{C12})$$

$$\mathcal{M}\mathcal{M}^T = \begin{bmatrix} m_t^2 & (m_t^2 - m_{t'}^2)\theta_L & (m_t^2 - m_{t'_2}^2)\theta_L & \dots & (m_t^2 - m_{t'_{N_T}}^2)\theta_L \\ (m_t^2 - m_{t'}^2)\theta_L & m_{t'}^2 & 0 & \dots & 0 \\ (m_t^2 - m_{t'_2}^2)\theta_L & 0 & m_{t'_2}^2 & \dots & 0 \\ \vdots & \vdots & \vdots & \ddots & 0 \\ (m_t^2 - m_{t'_{N_T}}^2)\theta_L & 0 & 0 & \dots & m_{t'_{N_T}}^2 \end{bmatrix} + \mathcal{O}(\theta_L^2). \quad (\text{C13})$$

The eigenvalues in the small mixing limit are given by:

$$m_t^2 \approx m^2 - \frac{N_T m^2 m'^2}{M^2}, \quad m_{t'}^2 \approx M^2 + N_T m', \quad m_{t'_2}^2 = \dots = m_{t'_{N_T}}^2 = M^2. \quad (\text{C14})$$

The degeneracy of the new particles is broken slightly by the mixing, but only occurs for one of them. This results in a particle slightly heavier than the other new top particles.

The rotation matrix to rotate from the flavor eigenstates to the mass eigenstates is given by a product of rotations matrices, R_1, R_2, \dots, R_{N_T} . The first one is given here as a reference, and the rest are related to it by shifting which components get mixed with the t .

$$\begin{bmatrix} \cos(\theta_L) & \sin(\theta_L) & 0 & \dots & 0 \\ -\sin(\theta_L) & \cos(\theta_L) & 0 & \dots & 0 \\ 0 & 0 & 1 & \dots & 0 \\ \vdots & \vdots & \vdots & \ddots & 0 \\ 0 & 0 & 0 & \dots & 1 \end{bmatrix}. \quad (\text{C15})$$

Modified couplings for the case when $N_T > 1$ (assuming $\sin(\theta_S) = 0$) are given below. These couplings are valid only in the small mixing limit $\sin \theta_L \ll 1$.

For the Higgs field:

$$\tilde{C}_{htt} = \frac{m_t}{v} \cos^{2N_T} \theta_L, \quad \tilde{C}_{htt'_i} = \frac{m_{t'}}{v} \sin \theta_L \cos^{i-1+N_T} \theta_L, \quad \tilde{C}_{ht'_i t'_j} = \frac{m_{t'}}{v} \sin^2 \theta_L \cos^{i+j-2} \theta_L. \quad (\text{C16})$$

For the Dilaton field:

$$\tilde{C}_{stt} = \frac{m_t}{v} \eta (1 - \cos^{2N_T} \theta_L), \quad \tilde{C}_{stt'_i} = \frac{m_{t'}}{v} \eta (-\sin \theta_L \cos^{i-1+N_T} \theta_L), \quad \tilde{C}_{st'_i t'_j} = \frac{m_{t'}}{v} \eta (\delta_{ij} - \sin^2 \theta_L \cos^{i+j-2} \theta_L). \quad (\text{C17})$$

For the Z boson:

$$\begin{aligned} \tilde{C}_{Ztt} &= \frac{g}{2 \cos(\theta_W)} (\cos^{2N_T} \theta_L P_L - 2Q \sin^2 \theta_W), \quad \tilde{C}_{Ztt'_i} = \frac{g}{2 \cos(\theta_W)} (\sin \theta_L \cos^{i-1+N_T} \theta_L P_L), \\ \tilde{C}_{Zt'_i t'_j} &= \frac{g}{2 \cos(\theta_W)} ((\sin^2 \theta_L \cos^{i+j-2} \theta_L P_L - 2\delta_{ij} Q \sin^2 \theta_W)). \end{aligned} \quad (\text{C18})$$

For W-bosons:

$$\tilde{C}_{Wtb} = \frac{g}{2\sqrt{2}} (\cos^{N_T} \theta_L P_L), \quad \tilde{C}_{Wt'_i b} = \frac{g}{2\sqrt{2}} (P_L \sin \theta_L \cos^{i-1} \theta_L), \quad (\text{C19})$$

where $i, j = \{1, 2, \dots, N_T\}$.

Appendix D: Vacuum Stability

To check the validity of the theory, the scale at which the effective theory breaks down is calculated. This is done by considering the running of the coupling constants. This is traditionally done using the renormalization group equation defined as:

$$\beta = \frac{dg}{d \log(\mu)} = \frac{1}{16\pi^2} \beta^{(1)} + \frac{1}{(16\pi^2)^2} \beta^{(2)} + \dots, \quad (\text{D1})$$

where $\beta^{(1)}$ and $\beta^{(2)}$ are the one- and two-loop contributions to the beta function, respectively, and μ is the renormalization scale. For simplicity, only the one loop corrections are considered for this analysis. For the gauge couplings, the β functions are given by [104, 248, 249]:

$$\beta_{g_1}^{(1)} = \frac{16}{9} N_T g_1^3 + \frac{41}{6} g_1^3, \quad \beta_{g_2}^{(1)} = -\frac{19}{6} g_2^3, \quad \beta_{g_3}^{(1)} = \left(-7 + N_T \frac{2}{3}\right) g_3^3. \quad (\text{D2})$$

The Yukawa coupling sector has β functions given by:

$$\begin{aligned} \beta_{y_t} &= \frac{1}{16\pi^2} y_t \left(-\frac{17}{12} g_1^2 - \frac{9}{4} g_2^2 - 8g_3^2 + \frac{9}{2} N_T y'^2 + \frac{9}{2} y_t^2\right) \\ \beta_{y_x} &= \frac{1}{16\pi^2} y_x \left(-\frac{8}{3} g_1^2 - 8g_3^2 + N_T y'^2 + 3(1 + 2N_t) y_x^2\right) \\ \beta_{y'} &= \frac{1}{16\pi^2} y' \left(-\frac{17}{12} g_1^2 - \frac{9}{4} g_2^2 - 8g_3^2 + \frac{9}{2} N_T y'^2 + \frac{9}{2} y_t^2 + \frac{1}{2} y_x^2\right) \end{aligned} \quad (\text{D3})$$

where $y_T = \frac{M}{f} \cos(\theta_L)$ at the scale of the t' mass. Finally, the scalar sector β functions are:

$$\begin{aligned} \beta_{\lambda_H} &= \frac{1}{16\pi^2} \left[\frac{3}{2} g_1^4 + 3g_1^2 g_2^2 + \frac{9}{2} g_2^4 + 2\kappa^2 - 3g_1^2 \lambda_H - 9g_2^2 \lambda_H + 6\lambda_H^2 \right. \\ &\quad \left. + 12N_T \lambda_H y'^2 - 24N_T y'^4 + 12\lambda_H y'^2 + 12\lambda_H y_t^2 - 48N_T y'^2 y_t^2 - 24y_t^4 \right] \end{aligned} \quad (\text{D4})$$

$$\beta_{\lambda_S} = \frac{1}{16\pi^2} (2\kappa^2 + 18\lambda_S^2 + 24\lambda_S N_T y_x^2 - 24N_T y_T^4) \quad (\text{D5})$$

Here, the coupling between H and S is zero since the mixing between the two is set to zero. Therefore, the running of this coupling is not included. For the determination of the vacuum stability, the limit of small mixing will be taken, and the coupling y' will be taken to be zero, for simplicity. The scale that is used to set the parameters is the M_Z scale for all the parameters, with the exception of λ_S , whose values are zero until the scale reaches the new physics scale determined by $m_{t'}$ and m_s respectively.

$$g_1(\mu = M_Z) = \frac{\sqrt{4\pi\alpha(M_Z)}}{\sqrt{1 - \sin^2(\theta_W)}}, \quad g_2(\mu = M_Z) = \sqrt{\frac{8G_F}{\sqrt{2}}}M_W, \\ g_3(\mu = M_Z) = \sqrt{4\pi\alpha_s(M_Z)}, \quad \lambda_H(\mu = M_Z) = \frac{1}{\sqrt{2}}G_F M_H^2(1 + \delta_H), \quad y_t(\mu = M_Z) = \sqrt{\sqrt{2}G_F m_t(1 + \delta_t)}, \quad (\text{D6})$$

where $\alpha(M_Z)$ is the fine structure constant at the scale of M_Z , G_F is the Fermi constant, M_W the mass of the W boson, $\alpha_s(M_Z)$ the strong coupling at the scale of M_Z , and δ_H and δ_t are the one-loop corrections to the quartic coupling of the Higgs and the Yukawa coupling of the top, respectively. These corrections are given in Refs. [250, 251]. Finally, the starting value for $\lambda_S(M_S)$ is $\frac{M_s^2}{2f^2}$ when it is introduced at the scale of the dilaton mass (M_S).

Since relatively large values of v/f are needed to explain the diphoton signal. This implies large values of the top partner Yukawa y_T , which contribute negatively to β_{λ_S} and will make the vacuum unstable. We find that λ_S becomes negative rapidly after reaching the top partner mass scale and the theory breaks down. Since the MDM is an effective theory in itself this indicates the presence of further new physics in the TeV range that stabilizes the vacuum. It is possible that the additional dynamics stabilizing the vacuum does not affect the diphoton rates. Hence the MDM can explain the diphoton signal however it requires the presence of additional TeV range physics.

-
- [1] T. A. collaboration, “Search for resonances decaying to photon pairs in 3.2 fb^{-1} of pp collisions at $\sqrt{s} = 13 \text{ TeV}$ with the ATLAS detector,”
- [2] M. Delmastro, “Diphoton searches in atlas.” Talk given at 51st Rencontres de Moriond, 2016.
- [3] CMS Collaboration, C. Collaboration, “Search for new physics in high mass diphoton events in proton-proton collisions at 13 TeV ,”
- [4] **CMS Collaboration** Collaboration, “Search for new physics in high mass diphoton events in 3.3 fb^{-1} of proton-proton collisions at $\sqrt{s} = 13 \text{ TeV}$ and combined interpretation of searches at 8 TeV and 13 TeV ,” Tech. Rep. CMS-PAS-EXO-16-018, CERN, Geneva, 2016. <https://cds.cern.ch/record/2139899>.
- [5] P. Musella, “Search for high mass diphoton resonances at cms.” Talk given at 51st Rencontres de Moriond, 2016.
- [6] K. Harigaya and Y. Nomura, “Composite Models for the 750 GeV Diphoton Excess,” *Phys. Lett.* **B754** (2016) 151–156, [arXiv:1512.04850 \[hep-ph\]](https://arxiv.org/abs/1512.04850).
- [7] Y. Mambrini, G. Arcadi, and A. Djouadi, “The LHC diphoton resonance and dark matter,” *Phys. Lett.* **B755** (2016) 426–432, [arXiv:1512.04913 \[hep-ph\]](https://arxiv.org/abs/1512.04913).
- [8] M. Backovic, A. Mariotti, and D. Redigolo, “Di-photon excess illuminates Dark Matter,” [arXiv:1512.04917 \[hep-ph\]](https://arxiv.org/abs/1512.04917).
- [9] A. Angelescu, A. Djouadi, and G. Moreau, “Scenarii for interpretations of the LHC diphoton excess: two Higgs doublets and vector-like quarks and leptons,” *Phys. Lett.* **B756** (2016) 126–132, [arXiv:1512.04921 \[hep-ph\]](https://arxiv.org/abs/1512.04921).
- [10] Y. Nakai, R. Sato, and K. Tobioka, “Footprints of New Strong Dynamics via Anomaly,” [arXiv:1512.04924 \[hep-ph\]](https://arxiv.org/abs/1512.04924).
- [11] S. Knapen, T. Melia, M. Papucci, and K. Zurek, “Rays of light from the LHC,” [arXiv:1512.04928 \[hep-ph\]](https://arxiv.org/abs/1512.04928).
- [12] D. Buttazzo, A. Greljo, and D. Marzocca, “Knocking on new physics’ door with a scalar resonance,” *Eur. Phys. J.* **C76** no. 3, (2016) 116, [arXiv:1512.04929 \[hep-ph\]](https://arxiv.org/abs/1512.04929).
- [13] A. Pilaftsis, “Diphoton Signatures from Heavy Axion Decays at the CERN Large Hadron Collider,” *Phys. Rev.* **D93** no. 1, (2016) 015017, [arXiv:1512.04931 \[hep-ph\]](https://arxiv.org/abs/1512.04931).
- [14] R. Franceschini, G. F. Giudice, J. F. Kamenik, M. McCullough, A. Pomarol, R. Rattazzi, M. Redi, F. Riva, A. Strumia, and R. Torre, “What is the gamma gamma resonance at 750 GeV ?,” [arXiv:1512.04933 \[hep-ph\]](https://arxiv.org/abs/1512.04933).
- [15] S. Di Chiara, L. Marzola, and M. Raidal, “First interpretation of the 750 GeV di-photon resonance at the LHC,” [arXiv:1512.04939 \[hep-ph\]](https://arxiv.org/abs/1512.04939).
- [16] S. D. McDermott, P. Meade, and H. Ramani, “Singlet Scalar Resonances and the Diphoton Excess,” *Phys. Lett.* **B755** (2016) 353–357, [arXiv:1512.05326 \[hep-ph\]](https://arxiv.org/abs/1512.05326).
- [17] R. Benbrik, C.-H. Chen, and T. Nomura, “Higgs singlet as a diphoton resonance in a vector-like quark model,” [arXiv:1512.06028 \[hep-ph\]](https://arxiv.org/abs/1512.06028).
- [18] J. Ellis, S. A. R. Ellis, J. Quevillon, V. Sanz, and T. You, “On the Interpretation of a Possible $\sim 750 \text{ GeV}$ Particle Decaying into $\gamma\gamma$,” [arXiv:1512.05327 \[hep-ph\]](https://arxiv.org/abs/1512.05327).
- [19] M. Low, A. Tesi, and L.-T. Wang, “A pseudoscalar decaying to photon pairs in the early LHC Run 2 data,” [arXiv:1512.05328 \[hep-ph\]](https://arxiv.org/abs/1512.05328).
- [20] B. Bellazzini, R. Franceschini, F. Sala, and J. Serra, “Goldstones in Diphotons,” [arXiv:1512.05330 \[hep-ph\]](https://arxiv.org/abs/1512.05330).
- [21] R. S. Gupta, S. Jäger, Y. Kats, G. Perez, and E. Stamou, “Interpreting a 750 GeV Diphoton Resonance,” [arXiv:1512.05332 \[hep-ph\]](https://arxiv.org/abs/1512.05332).
- [22] C. Petersson and R. Torre, “The 750 GeV diphoton excess from the goldstino superpartner,” [arXiv:1512.05333 \[hep-ph\]](https://arxiv.org/abs/1512.05333).
- [23] E. Molinaro, F. Sannino, and N. Vignaroli, “Minimal Composite Dynamics versus Axion Origin of the Diphoton excess,” [arXiv:1512.05334 \[hep-ph\]](https://arxiv.org/abs/1512.05334).
- [24] B. Dutta, Y. Gao, T. Ghosh, I. Gogoladze, and T. Li, “Interpretation of the diphoton excess at CMS and ATLAS,” [arXiv:1512.05439 \[hep-ph\]](https://arxiv.org/abs/1512.05439).
- [25] Q.-H. Cao, Y. Liu, K.-P. Xie, B. Yan, and D.-M. Zhang, “A Boost Test of Anomalous Diphoton Resonance at the LHC,” [arXiv:1512.05542 \[hep-ph\]](https://arxiv.org/abs/1512.05542).
- [26] S. Matsuzaki and K. Yamawaki, “ 750 GeV Diphoton Signal from One-Family Walking Technipion,” [arXiv:1512.05564 \[hep-ph\]](https://arxiv.org/abs/1512.05564).
- [27] A. Kobakhidze, F. Wang, L. Wu, J. M. Yang, and M. Zhang, “ 750 GeV diphoton resonance explained as a heavy scalar in top/bottom seesaw model,” [arXiv:1512.05585 \[hep-ph\]](https://arxiv.org/abs/1512.05585).
- [28] R. Martinez, F. Ochoa, and C. F. Sierra, “Diphoton decay for a 750 GeV scalar boson in an $U(1)'$ model,” [arXiv:1512.05617 \[hep-ph\]](https://arxiv.org/abs/1512.05617).
- [29] P. Cox, A. D. Medina, T. S. Ray, and A. Spray, “Diphoton Excess at 750 GeV from a Radion in the Bulk-Higgs Scenario,” [arXiv:1512.05618 \[hep-ph\]](https://arxiv.org/abs/1512.05618).
- [30] D. Becirevic, E. Bertuzzo, O. Sumensari, and R. Z. Funchal, “Can the new resonance at LHC be a CP-Odd Higgs boson?,” [arXiv:1512.05623 \[hep-ph\]](https://arxiv.org/abs/1512.05623).
- [31] J. M. No, V. Sanz, and J. Setford, “See-Saw Composite Higgses at the LHC: Linking Naturalness to the 750 GeV Di-Photon Resonance,” [arXiv:1512.05700 \[hep-ph\]](https://arxiv.org/abs/1512.05700).
- [32] S. V. Demidov and D. S. Gorbunov, “On sgoldstino interpretation of the diphoton excess,” [arXiv:1512.05723 \[hep-ph\]](https://arxiv.org/abs/1512.05723).
- [33] W. Chao, R. Huo, and J.-H. Yu, “The Minimal Scalar-Stealth Top Interpretation of the Diphoton Excess,” [arXiv:1512.05738 \[hep-ph\]](https://arxiv.org/abs/1512.05738).

- [34] S. Fichet, G. von Gersdorff, and C. Royon, “Scattering Light by Light at 750 GeV at the LHC,” [arXiv:1512.05751 \[hep-ph\]](#).
- [35] J. Chakraborty, A. Choudhury, P. Ghosh, S. Mondal, and T. Srivastava, “Di-photon resonance around 750 GeV: shedding light on the theory underneath,” [arXiv:1512.05767 \[hep-ph\]](#).
- [36] A. Ahmed, B. M. Dillon, B. Grzadkowski, J. F. Gunion, and Y. Jiang, “Higgs-radion interpretation of 750 GeV di-photon excess at the LHC,” [arXiv:1512.05771 \[hep-ph\]](#).
- [37] C. Csáki, J. Hubisz, and J. Terning, “Minimal model of a diphoton resonance: Production without gluon couplings,” *Phys. Rev.* **D93** no. 3, (2016) 035002, [arXiv:1512.05776 \[hep-ph\]](#).
- [38] A. Falkowski, O. Slone, and T. Volansky, “Phenomenology of a 750 GeV Singlet,” *JHEP* **02** (2016) 152, [arXiv:1512.05777 \[hep-ph\]](#).
- [39] D. Aloni, K. Blum, A. Dery, A. Efrati, and Y. Nir, “On a possible large width 750 GeV diphoton resonance at ATLAS and CMS,” [arXiv:1512.05778 \[hep-ph\]](#).
- [40] Y. Bai, J. Berger, and R. Lu, “A 750 GeV Dark Pion: Cousin of a Dark G-parity-odd WIMP,” [arXiv:1512.05779 \[hep-ph\]](#).
- [41] E. Gabrielli, K. Kannike, B. Mele, M. Raidal, C. Spethmann, and H. Veermäe, “A SUSY Inspired Simplified Model for the 750 GeV Diphoton Excess,” [arXiv:1512.05961 \[hep-ph\]](#).
- [42] J. S. Kim, J. Reuter, K. Rolbiecki, and R. Ruiz de Austri, “A resonance without resonance: scrutinizing the diphoton excess at 750 GeV,” *Phys. Lett.* **B755** (2016) 403–408, [arXiv:1512.06083 \[hep-ph\]](#).
- [43] A. Alves, A. G. Dias, and K. Sinha, “The 750 GeV S -cion: Where else should we look for it?,” [arXiv:1512.06091 \[hep-ph\]](#).
- [44] E. Megias, O. Pujolas, and M. Quiros, “On dilatons and the LHC diphoton excess,” [arXiv:1512.06106 \[hep-ph\]](#).
- [45] L. M. Carpenter, R. Colburn, and J. Goodman, “Supersoft SUSY Models and the 750 GeV Diphoton Excess, Beyond Effective Operators,” [arXiv:1512.06107 \[hep-ph\]](#).
- [46] J. Bernon and C. Smith, “Could the width of the diphoton anomaly signal a three-body decay?,” [arXiv:1512.06113 \[hep-ph\]](#).
- [47] W. Chao, “Symmetries Behind the 750 GeV Diphoton Excess,” [arXiv:1512.06297 \[hep-ph\]](#).
- [48] M. T. Arun and P. Saha, “Gravitons in multiply warped scenarios - at 750 GeV and beyond,” [arXiv:1512.06335 \[hep-ph\]](#).
- [49] C. Han, H. M. Lee, M. Park, and V. Sanz, “The diphoton resonance as a gravity mediator of dark matter,” *Phys. Lett.* **B755** (2016) 371–379, [arXiv:1512.06376 \[hep-ph\]](#).
- [50] S. Chang, “A Simple $U(1)$ Gauge Theory Explanation of the Diphoton Excess,” *Phys. Rev.* **D93** no. 5, (2016) 055016, [arXiv:1512.06426 \[hep-ph\]](#).
- [51] M.-x. Luo, K. Wang, T. Xu, L. Zhang, and G. Zhu, “Squarkonium/Diquarkonium and the Di-photon Excess,” [arXiv:1512.06670 \[hep-ph\]](#).
- [52] I. Chakraborty and A. Kundu, “Diphoton excess at 750 GeV: Singlet scalars confront triviality,” *Phys. Rev.* **D93** no. 5, (2016) 055003, [arXiv:1512.06508 \[hep-ph\]](#).
- [53] R. Ding, L. Huang, T. Li, and B. Zhu, “Interpreting 750 GeV Diphoton Excess with R-parity Violation Supersymmetry,” [arXiv:1512.06560 \[hep-ph\]](#).
- [54] H. Han, S. Wang, and S. Zheng, “Scalar Explanation of Diphoton Excess at LHC,” [arXiv:1512.06562 \[hep-ph\]](#).
- [55] X.-F. Han and L. Wang, “Implication of the 750 GeV diphoton resonance on two-Higgs-doublet model and its extensions with Higgs field,” [arXiv:1512.06587 \[hep-ph\]](#).
- [56] J. Chang, K. Cheung, and C.-T. Lu, “Interpreting the 750 GeV Di-photon Resonance using photon-jets in Hidden-Valley-like models,” [arXiv:1512.06671 \[hep-ph\]](#).
- [57] D. Bardhan, D. Bhatia, A. Chakraborty, U. Maitra, S. Raychaudhuri, and T. Samui, “Radion Candidate for the LHC Diphoton Resonance,” [arXiv:1512.06674 \[hep-ph\]](#).
- [58] T.-F. Feng, X.-Q. Li, H.-B. Zhang, and S.-M. Zhao, “The LHC 750 GeV diphoton excess in supersymmetry with gauged baryon and lepton numbers,” [arXiv:1512.06696 \[hep-ph\]](#).
- [59] O. Antipin, M. Mojaza, and F. Sannino, “A natural Coleman-Weinberg theory explains the diphoton excess,” [arXiv:1512.06708 \[hep-ph\]](#).
- [60] F. Wang, L. Wu, J. M. Yang, and M. Zhang, “750 GeV Diphoton Resonance, 125 GeV Higgs and Muon $g-2$ Anomaly in Deflected Anomaly Mediation SUSY Breaking Scenario,” [arXiv:1512.06715 \[hep-ph\]](#).
- [61] J. Cao, C. Han, L. Shang, W. Su, J. M. Yang, and Y. Zhang, “Interpreting the 750 GeV diphoton excess by the singlet extension of the Manohar–Wise model,” *Phys. Lett.* **B755** (2016) 456–463, [arXiv:1512.06728 \[hep-ph\]](#).
- [62] F. P. Huang, C. S. Li, Z. L. Liu, and Y. Wang, “750 GeV Diphoton Excess from Cascade Decay,” [arXiv:1512.06732 \[hep-ph\]](#).
- [63] W. Liao and H.-q. Zheng, “Scalar resonance at 750 GeV as composite of heavy vector-like fermions,” [arXiv:1512.06741 \[hep-ph\]](#).
- [64] J. J. Heckman, “750 GeV Diphotons from a D3-brane,” *Nucl. Phys.* **B906** (2016) 231–240, [arXiv:1512.06773 \[hep-ph\]](#).
- [65] M. Dhuria and G. Goswami, “Perturbativity, vacuum stability and inflation in the light of 750 GeV diphoton excess,” [arXiv:1512.06782 \[hep-ph\]](#).
- [66] X.-J. Bi, Q.-F. Xiang, P.-F. Yin, and Z.-H. Yu, “The 750 GeV diphoton excess at the LHC and dark matter constraints,” [arXiv:1512.06787 \[hep-ph\]](#).
- [67] J. S. Kim, K. Rolbiecki, and R. R. de Austri, “Model-independent combination of diphoton constraints at 750 GeV,”

- [arXiv:1512.06797 \[hep-ph\]](#).
- [68] L. Berthier, J. M. Cline, W. Shepherd, and M. Trott, “Effective interpretations of a diphoton excess,” [arXiv:1512.06799 \[hep-ph\]](#).
- [69] W. S. Cho, D. Kim, K. Kong, S. H. Lim, K. T. Matchev, J.-C. Park, and M. Park, “The 750 GeV Diphoton Excess May Not Imply a 750 GeV Resonance,” [arXiv:1512.06824 \[hep-ph\]](#).
- [70] J. M. Cline and Z. Liu, “LHC diphotons from electroweakly pair-produced composite pseudoscalars,” [arXiv:1512.06827 \[hep-ph\]](#).
- [71] M. Bauer and M. Neubert, “Flavor Anomalies, the Diphoton Excess and a Dark Matter Candidate,” [arXiv:1512.06828 \[hep-ph\]](#).
- [72] M. Chala, M. Duerr, F. Kahlhoefer, and K. Schmidt-Hoberg, “Tricking Landau–Yang: How to obtain the diphoton excess from a vector resonance,” *Phys. Lett.* **B755** (2016) 145–149, [arXiv:1512.06833 \[hep-ph\]](#).
- [73] D. Barducci, A. Goudelis, S. Kulkarni, and D. Sengupta, “One jet to rule them all: monojet constraints and invisible decays of a 750 GeV diphoton resonance,” [arXiv:1512.06842 \[hep-ph\]](#).
- [74] S. M. Boucenna, S. Morisi, and A. Vicente, “The LHC diphoton resonance from gauge symmetry,” [arXiv:1512.06878 \[hep-ph\]](#).
- [75] C. W. Murphy, “Vector Leptoquarks and the 750 GeV Diphoton Resonance at the LHC,” [arXiv:1512.06976 \[hep-ph\]](#).
- [76] A. E. C. Hernández and I. Nisandzic, “LHC diphoton 750 GeV resonance as an indication of $SU(3)_c \times SU(3)_L \times U(1)_X$ gauge symmetry,” [arXiv:1512.07165 \[hep-ph\]](#).
- [77] U. K. Dey, S. Mohanty, and G. Tomar, “750 GeV resonance in the Dark Left-Right Model,” [arXiv:1512.07212 \[hep-ph\]](#).
- [78] G. M. Pelaggi, A. Strumia, and E. Vigiani, “Trinification can explain the di-photon and di-boson LHC anomalies,” *JHEP* **03** (2016) 025, [arXiv:1512.07225 \[hep-ph\]](#).
- [79] J. de Blas, J. Santiago, and R. Vega-Morales, “New vector bosons and the diphoton excess,” [arXiv:1512.07229 \[hep-ph\]](#).
- [80] A. Belyaev, G. Cacciapaglia, H. Cai, T. Flacke, A. Parolini, and H. Serôdio, “Singlets in Composite Higgs Models in light of the LHC di-photon searches,” [arXiv:1512.07242 \[hep-ph\]](#).
- [81] P. S. B. Dev and D. Teresi, “Asymmetric Dark Matter in the Sun and the Diphoton Excess at the LHC,” [arXiv:1512.07243 \[hep-ph\]](#).
- [82] W.-C. Huang, Y.-L. S. Tsai, and T.-C. Yuan, “Gauged Two Higgs Doublet Model confronts the LHC 750 GeV di-photon anomaly,” [arXiv:1512.07268 \[hep-ph\]](#).
- [83] S. Moretti and K. Yagyu, “The 750 GeV diphoton excess and its explanation in 2-Higgs Doublet Models with a real inert scalar multiplet,” [arXiv:1512.07462 \[hep-ph\]](#).
- [84] K. M. Patel and P. Sharma, “Interpreting 750 GeV diphoton excess in $SU(5)$ grand unified theory,” [arXiv:1512.07468 \[hep-ph\]](#).
- [85] M. Badziak, “Interpreting the 750 GeV diphoton excess in minimal extensions of Two-Higgs-Doublet models,” [arXiv:1512.07497 \[hep-ph\]](#).
- [86] S. Chakraborty, A. Chakraborty, and S. Raychaudhuri, “Diphoton resonance at 750 GeV in the broken MRSSM,” [arXiv:1512.07527 \[hep-ph\]](#).
- [87] W. Altmannshofer, J. Galloway, S. Gori, A. L. Kagan, A. Martin, and J. Zupan, “On the 750 GeV di-photon excess,” [arXiv:1512.07616 \[hep-ph\]](#).
- [88] J. Gu and Z. Liu, “Running after Diphoton,” [arXiv:1512.07624 \[hep-ph\]](#).
- [89] Q.-H. Cao, S.-L. Chen, and P.-H. Gu, “Strong CP Problem, Neutrino Masses and the 750 GeV Diphoton Resonance,” [arXiv:1512.07541 \[hep-ph\]](#).
- [90] P. S. B. Dev, R. N. Mohapatra, and Y. Zhang, “Quark Seesaw, Vectorlike Fermions and Diphoton Excess,” [arXiv:1512.08507 \[hep-ph\]](#).
- [91] B. C. Allanach, P. S. B. Dev, S. A. Renner, and K. Sakurai, “Di-photon Excess Explained by a Resonant Sneutrino in R-parity Violating Supersymmetry,” [arXiv:1512.07645 \[hep-ph\]](#).
- [92] H. Davoudiasl and C. Zhang, “750 GeV messenger of dark conformal symmetry breaking,” *Phys. Rev.* **D93** no. 5, (2016) 055006, [arXiv:1512.07672 \[hep-ph\]](#).
- [93] N. Craig, P. Draper, C. Kilic, and S. Thomas, “How the $\gamma\gamma$ Resonance Stole Christmas,” [arXiv:1512.07733 \[hep-ph\]](#).
- [94] K. Das and S. K. Rai, “The 750 GeV Diphoton excess in a $U(1)$ hidden symmetry model,” [arXiv:1512.07789 \[hep-ph\]](#).
- [95] K. Cheung, P. Ko, J. S. Lee, J. Park, and P.-Y. Tseng, “A Higgscision study on the 750 GeV Di-photon Resonance and 125 GeV SM Higgs boson with the Higgs-Singlet Mixing,” [arXiv:1512.07853 \[hep-ph\]](#).
- [96] J. Liu, X.-P. Wang, and W. Xue, “LHC diphoton excess from colorful resonances,” [arXiv:1512.07885 \[hep-ph\]](#).
- [97] J. Zhang and S. Zhou, “Electroweak Vacuum Stability and Diphoton Excess at 750 GeV,” [arXiv:1512.07889 \[hep-ph\]](#).
- [98] J. A. Casas, J. R. Espinosa, and J. M. Moreno, “The 750 GeV Diphoton Excess as a First Light on Supersymmetry Breaking,” [arXiv:1512.07895 \[hep-ph\]](#).
- [99] L. J. Hall, K. Harigaya, and Y. Nomura, “750 GeV Diphotons: Implications for Supersymmetric Unification,” *JHEP* **03** (2016) 017, [arXiv:1512.07904 \[hep-ph\]](#).
- [100] H. Han, S. Wang, and S. Zheng, “Dark Matter Theories in the Light of Diphoton Excess,” [arXiv:1512.07992 \[hep-ph\]](#).
- [101] J.-C. Park and S. C. Park, “Indirect signature of dark matter with the diphoton resonance at 750 GeV,” [arXiv:1512.08117 \[hep-ph\]](#).
- [102] A. Salvio and A. Mazumdar, “Higgs Stability and the 750 GeV Diphoton Excess,” *Phys. Lett.* **B755** (2016) 469–474, [arXiv:1512.08184 \[hep-ph\]](#).

- [103] G. Li, Y.-n. Mao, Y.-L. Tang, C. Zhang, Y. Zhou, and S.-h. Zhu, “A Loop-philic Pseudoscalar,” [arXiv:1512.08255 \[hep-ph\]](#).
- [104] M. Son and A. Urbano, “A new scalar resonance at 750 GeV: Towards a proof of concept in favor of strongly interacting theories,” [arXiv:1512.08307 \[hep-ph\]](#).
- [105] Y.-L. Tang and S.-h. Zhu, “NMSSM extended with vector-like particles and the diphoton excess on the LHC,” [arXiv:1512.08323 \[hep-ph\]](#).
- [106] H. An, C. Cheung, and Y. Zhang, “Broad Diphotons from Narrow States,” [arXiv:1512.08378 \[hep-ph\]](#).
- [107] J. Cao, L. Shang, W. Su, F. Wang, and Y. Zhang, “Interpreting The 750 GeV Diphoton Excess Within Topflavor Seesaw Model,” [arXiv:1512.08392 \[hep-ph\]](#).
- [108] F. Wang, W. Wang, L. Wu, J. M. Yang, and M. Zhang, “Interpreting 750 GeV Diphoton Resonance in the NMSSM with Vector-like Particles,” [arXiv:1512.08434 \[hep-ph\]](#).
- [109] C. Cai, Z.-H. Yu, and H.-H. Zhang, “The 750 GeV diphoton resonance as a singlet scalar in an extra dimensional model,” [arXiv:1512.08440 \[hep-ph\]](#).
- [110] Q.-H. Cao, Y. Liu, K.-P. Xie, B. Yan, and D.-M. Zhang, “The Diphoton Excess, Low Energy Theorem and the 331 Model,” [arXiv:1512.08441 \[hep-ph\]](#).
- [111] J. E. Kim, “Is an axizilla possible for di-photon resonance?,” *Phys. Lett.* **B755** (2016) 190–195, [arXiv:1512.08467 \[hep-ph\]](#).
- [112] J. Gao, H. Zhang, and H. X. Zhu, “Diphoton excess at 750 GeV: gluon-gluon fusion or quark-antiquark annihilation?,” [arXiv:1512.08478 \[hep-ph\]](#).
- [113] W. Chao, “Neutrino Catalyzed Diphoton Excess,” [arXiv:1512.08484 \[hep-ph\]](#).
- [114] X.-J. Bi, R. Ding, Y. Fan, L. Huang, C. Li, T. Li, S. Raza, X.-C. Wang, and B. Zhu, “A Promising Interpretation of Diphoton Resonance at 750 GeV,” [arXiv:1512.08497 \[hep-ph\]](#).
- [115] F. Goertz, J. F. Kamenik, A. Katz, and M. Nardecchia, “Indirect Constraints on the Scalar Di-Photon Resonance at the LHC,” [arXiv:1512.08500 \[hep-ph\]](#).
- [116] L. A. Anchordoqui, I. Antoniadis, H. Goldberg, X. Huang, D. Lust, and T. R. Taylor, “750 GeV diphotons from closed string states,” *Phys. Lett.* **B755** (2016) 312–315, [arXiv:1512.08502 \[hep-ph\]](#).
- [117] N. Bizot, S. Davidson, M. Frigerio, and J. L. Kneur, “Two Higgs doublets to explain the excesses $pp \rightarrow \gamma\gamma(750 \text{ GeV})$ and $h \rightarrow \tau^\pm \mu^\mp$,” [arXiv:1512.08508 \[hep-ph\]](#).
- [118] K. Kaneta, S. Kang, and H.-S. Lee, “Diphoton excess at the LHC Run 2 and its implications for a new heavy gauge boson,” [arXiv:1512.09129 \[hep-ph\]](#).
- [119] I. Low and J. Lykken, “Implications of Gauge Invariance on a Heavy Diphoton Resonance,” [arXiv:1512.09089 \[hep-ph\]](#).
- [120] L. E. Ibanez and V. Martin-Lozano, “A Megaxion at 750 GeV as a First Hint of Low Scale String Theory,” [arXiv:1512.08777 \[hep-ph\]](#).
- [121] L. Marzola, A. Racioppi, M. Raidal, F. R. Urban, and H. Veermäe, “Non-minimal CW inflation, electroweak symmetry breaking and the 750 GeV anomaly,” [arXiv:1512.09136 \[hep-ph\]](#).
- [122] Y. Jiang, Y.-Y. Li, and T. Liu, “750 GeV Resonance in the Gauged $U(1)'$ -Extended MSSM,” [arXiv:1512.09127 \[hep-ph\]](#).
- [123] A. E. C. Hernández, “The 750 GeV diphoton resonance can cause the SM fermion mass and mixing pattern,” [arXiv:1512.09092 \[hep-ph\]](#).
- [124] S. Kanemura, N. Machida, S. Odori, and T. Shindou, “Diphoton excess at 750 GeV in an extended scalar sector,” [arXiv:1512.09053 \[hep-ph\]](#).
- [125] S. Kanemura, K. Nishiwaki, H. Okada, Y. Orikasa, S. C. Park, and R. Watanabe, “LHC 750 GeV Diphoton excess in a radiative seesaw model,” [arXiv:1512.09048 \[hep-ph\]](#).
- [126] X.-J. Huang, W.-H. Zhang, and Y.-F. Zhou, “A 750 GeV dark matter messenger at the Galactic Center,” [arXiv:1512.08992 \[hep-ph\]](#).
- [127] Y. Hamada, T. Noumi, S. Sun, and G. Shiu, “An O(750) GeV Resonance and Inflation,” [arXiv:1512.08984 \[hep-ph\]](#).
- [128] S. K. Kang and J. Song, “Top-phobic heavy Higgs boson as the 750 GeV diphoton resonance,” [arXiv:1512.08963 \[hep-ph\]](#).
- [129] C.-W. Chiang, M. Ibe, and T. T. Yanagida, “Revisiting Scalar Quark Hidden Sector in Light of 750-GeV Diphoton Resonance,” [arXiv:1512.08895 \[hep-ph\]](#).
- [130] A. Dasgupta, M. Mitra, and D. Borah, “Minimal Left-Right Symmetry Confronted with the 750 GeV Di-photon Excess at LHC,” [arXiv:1512.09202 \[hep-ph\]](#).
- [131] A. E. Faraggi and J. Rizos, “The 750 GeV diphoton LHC excess and Extra Z’s in Heterotic-String Derived Models,” [arXiv:1601.03604 \[hep-ph\]](#).
- [132] A. Djouadi, J. Ellis, R. Godbole, and J. Quevillon, “Future Collider Signatures of the Possible 750 GeV State,” [arXiv:1601.03696 \[hep-ph\]](#).
- [133] J. H. Davis, M. Fairbairn, J. Heal, and P. Tunney, “The Significance of the 750 GeV Fluctuation in the ATLAS Run 2 Diphoton Data,” [arXiv:1601.03153 \[hep-ph\]](#).
- [134] R. Ding, Z.-L. Han, Y. Liao, and X.-D. Ma, “Interpretation of 750 GeV Diphoton Excess at LHC in Singlet Extension of Color-octet Neutrino Mass Model,” [arXiv:1601.02714 \[hep-ph\]](#).
- [135] M. Fabbrichesi and A. Urbano, “The breaking of the $SU(2)_L \times U(1)_Y$ symmetry: The 750 GeV resonance at the LHC and perturbative unitarity,” [arXiv:1601.02447 \[hep-ph\]](#).
- [136] J. Cao, L. Shang, W. Su, Y. Zhang, and J. Zhu, “Interpreting the 750 GeV diphoton excess in the Minimal Dilaton

- Model,” [arXiv:1601.02570 \[hep-ph\]](#).
- [137] P. Ko and T. Nomura, “Dark sector shining through 750 GeV dark Higgs boson at the LHC,” [arXiv:1601.02490 \[hep-ph\]](#).
- [138] S. Fichtel, G. von Gersdorff, and C. Royon, “Measuring the diphoton coupling of a 750 GeV resonance,” [arXiv:1601.01712 \[hep-ph\]](#).
- [139] I. Sahin, “Semi-elastic cross section for a scalar resonance of mass 750 GeV,” [arXiv:1601.01676 \[hep-ph\]](#).
- [140] D. Borah, S. Patra, and S. Sahoo, “Subdominant Left-Right Scalar Dark Matter as Origin of the 750 GeV Di-photon Excess at LHC,” [arXiv:1601.01828 \[hep-ph\]](#).
- [141] S. Bhattacharya, S. Patra, N. Sahoo, and N. Sahu, “750 GeV Di-Photon Excess at CERN LHC from a Dark Sector Assisted Scalar Decay,” [arXiv:1601.01569 \[hep-ph\]](#).
- [142] F. D’Eramo, J. de Vries, and P. Panci, “A 750 GeV Portal: LHC Phenomenology and Dark Matter Candidates,” [arXiv:1601.01571 \[hep-ph\]](#).
- [143] H. Ito, T. Moroi, and Y. Takaesu, “Studying 750 GeV Di-photon Resonance at Photon-Photon Collider,” [arXiv:1601.01144 \[hep-ph\]](#).
- [144] A. E. C. Hernández, I. d. M. Varzielas, and E. Schumacher, “The 750 GeV diphoton resonance in the light of a 2HDM with S_3 flavour symmetry,” [arXiv:1601.00661 \[hep-ph\]](#).
- [145] T. Modak, S. Sadhukhan, and R. Srivastava, “750 GeV Diphoton excess from Gauged $B - L$ Symmetry,” [arXiv:1601.00836 \[hep-ph\]](#).
- [146] C. Csaki, J. Hubisz, S. Lombardo, and J. Terning, “Gluon vs. Photon Production of a 750 GeV Diphoton Resonance,” [arXiv:1601.00638 \[hep-ph\]](#).
- [147] U. Danielsson, R. Enberg, G. Ingelman, and T. Mandal, “The force awakens - the 750 GeV diphoton excess at the LHC from a varying electromagnetic coupling,” [arXiv:1601.00624 \[hep-ph\]](#).
- [148] D. Palle, “On the possible new 750 GeV heavy boson resonance at the LHC,” [arXiv:1601.00618 \[physics.gen-ph\]](#).
- [149] K. Ghorbani and H. Ghorbani, “The 750 GeV Diphoton Excess from a Pseudoscalar in Fermionic Dark Matter Scenario,” [arXiv:1601.00602 \[hep-ph\]](#).
- [150] X.-F. Han, L. Wang, L. Wu, J. M. Yang, and M. Zhang, “Explaining 750 GeV diphoton excess from top/bottom partner cascade decay in two-Higgs-doublet model extension,” [arXiv:1601.00534 \[hep-ph\]](#).
- [151] E. Palti, “Vector-Like Exotics in F-Theory and 750 GeV Diphotons,” [arXiv:1601.00285 \[hep-ph\]](#).
- [152] P. Ko, Y. Omura, and C. Yu, “Diphoton Excess at 750 GeV in leptophobic $U(1)'$ model inspired by E_6 GUT,” [arXiv:1601.00586 \[hep-ph\]](#).
- [153] T. Nomura and H. Okada, “Four-loop Neutrino Model Inspired by Diphoton Excess at 750 GeV,” *Phys. Lett.* **B755** (2016) 306–311, [arXiv:1601.00386 \[hep-ph\]](#).
- [154] H. Zhang, “The 750GeV Diphoton Excess: Who Introduces It?,” [arXiv:1601.01355 \[hep-ph\]](#).
- [155] S. Jung, J. Song, and Y. W. Yoon, “How Resonance-Continuum Interference Changes 750 GeV Diphoton Excess: Signal Enhancement and Peak Shift,” [arXiv:1601.00006 \[hep-ph\]](#).
- [156] I. Dorsner, S. Fajfer, and N. Kosnik, “Is symmetry breaking of $SU(5)$ theory responsible for the diphoton excess?,” [arXiv:1601.03267 \[hep-ph\]](#).
- [157] C. Hati, “Explaining the diphoton excess in Alternative Left-Right Symmetric Model,” [arXiv:1601.02457 \[hep-ph\]](#).
- [158] D. Stolarski and R. Vega-Morales, “Probing a virtual diphoton excess,” *Phys. Rev.* **D93** no. 5, (2016) 055008, [arXiv:1601.02004 \[hep-ph\]](#).
- [159] A. Berlin, “Diphoton and diboson excesses in a left-right symmetric theory of dark matter,” *Phys. Rev.* **D93** no. 5, (2016) 055015, [arXiv:1601.01381 \[hep-ph\]](#).
- [160] F. F. Deppisch, C. Hati, S. Patra, P. Pritimita, and U. Sarkar, “Implications of the diphoton excess on Left-Right models and gauge unification,” [arXiv:1601.00952 \[hep-ph\]](#).
- [161] B. Dutta, Y. Gao, T. Ghosh, I. Gogoladze, T. Li, Q. Shafi, and J. W. Walker, “Diphoton Excess in Consistent Supersymmetric $SU(5)$ Models with Vector-like Particles,” [arXiv:1601.00866 \[hep-ph\]](#).
- [162] A. Karozas, S. F. King, G. K. Leontaris, and A. K. Meadowcroft, “750 GeV Diphoton excess from E_6 in F-theory GUTs,” [arXiv:1601.00640 \[hep-ph\]](#).
- [163] W. Chao, “The Diphoton Excess from an Exceptional Supersymmetric Standard Model,” [arXiv:1601.00633 \[hep-ph\]](#).
- [164] W. Chao, “The Diphoton Excess Inspired Electroweak Baryogenesis,” [arXiv:1601.04678 \[hep-ph\]](#).
- [165] C. T. Potter, “Pseudoscalar Gluinonia to Diphotons at the LHC,” [arXiv:1601.00240 \[hep-ph\]](#).
- [166] A. Ghoshal, “On Electroweak Phase Transition and Di-photon Excess with a 750 GeV Scalar Resonance,” [arXiv:1601.04291 \[hep-ph\]](#).
- [167] T. Nomura and H. Okada, “Four-loop Radiative Seesaw Model with 750 GeV Diphoton Resonance,” [arXiv:1601.04516 \[hep-ph\]](#).
- [168] M. R. Buckley, “Wide or Narrow? The Phenomenology of 750 GeV Diphotons,” [arXiv:1601.04751 \[hep-ph\]](#).
- [169] X.-F. Han, L. Wang, and J. M. Yang, “An extension of two-Higgs-doublet model and the excesses of 750 GeV diphoton, muon $g-2$ and $h \rightarrow \mu\tau$,” [arXiv:1601.04954 \[hep-ph\]](#).
- [170] H. Okada and K. Yagyu, “Renormalizable Model for Neutrino Mass, Dark Matter, Muon $g - 2$ and 750 GeV Diphoton Excess,” [arXiv:1601.05038 \[hep-ph\]](#).
- [171] D. B. Franzosi and M. T. Frandsen, “Symmetries and composite dynamics for the 750 GeV diphoton excess,” [arXiv:1601.05357 \[hep-ph\]](#).
- [172] A. Martini, K. Mawatari, and D. Sengupta, “Diphoton excess in phenomenological spin-2 resonance scenarios,” [arXiv:1601.05729 \[hep-ph\]](#).

- [173] Q.-H. Cao, Y.-Q. Gong, X. Wang, B. Yan, and L. L. Yang, “One Bump or Two Peaks? The 750 GeV Diphoton Excess and Dark Matter with a Complex Mediator,” [arXiv:1601.06374 \[hep-ph\]](#).
- [174] C.-W. Chiang and A.-L. Kuo, “Can the 750-GeV diphoton resonance be the singlet Higgs boson of custodial Higgs triplet model?,” [arXiv:1601.06394 \[hep-ph\]](#).
- [175] U. Aydemir and T. Mandal, “Interpretation of the 750 GeV diphoton excess with colored scalars in $\mathbf{SO}(10)$ grand unification,” [arXiv:1601.06761 \[hep-ph\]](#).
- [176] S. Abel and V. V. Khoze, “Photo-production of a 750 GeV di-photon resonance mediated by Kaluza-Klein leptons in the loop,” [arXiv:1601.07167 \[hep-ph\]](#).
- [177] L. A. Harland-Lang, V. A. Khoze, and M. G. Ryskin, “The production of a diphoton resonance via photon-photon fusion,” [arXiv:1601.07187 \[hep-ph\]](#).
- [178] S. F. King and R. Nevzorov, “750 GeV Diphoton Resonance from Singlets in an Exceptional Supersymmetric Standard Model,” [arXiv:1601.07242 \[hep-ph\]](#).
- [179] T. Nomura and H. Okada, “Generalized Zee-Babu model with 750 GeV Diphoton Resonance,” [arXiv:1601.07339 \[hep-ph\]](#).
- [180] C.-Q. Geng and D. Huang, “Note on Spin-2 Particle Interpretation of the 750 GeV Diphoton Excess,” [arXiv:1601.07385 \[hep-ph\]](#).
- [181] B. J. Kavanagh, “Re-examining the significance of the 750 GeV diphoton excess at ATLAS,” [arXiv:1601.07330 \[hep-ph\]](#).
- [182] J. Kawamura and Y. Omura, “Diphoton excess at 750 GeV and LHC constraints in models with vector-like particles,” [arXiv:1601.07396 \[hep-ph\]](#).
- [183] E. Bertuzzo, P. A. N. Machado, and M. Taoso, “Di-Photon excess in the 2HDM: hastening towards the instability and the non-perturbative regime,” [arXiv:1601.07508 \[hep-ph\]](#).
- [184] I. Ben-Dayan and R. Brustein, “Hypercharge Axion and the Diphoton 750 GeV Resonance,” [arXiv:1601.07564 \[hep-ph\]](#).
- [185] A. D. Martin and M. G. Ryskin, “Advantages of exclusive $\gamma\gamma$ production to probe high mass systems,” *J. Phys.* **G43** no. 4, (2016) 04LT02, [arXiv:1601.07774 \[hep-ph\]](#).
- [186] A. Hektor and L. Marzola, “Di-photon excess at LHC and the gamma ray excess at the Galactic Centre,” [arXiv:1602.00004 \[hep-ph\]](#).
- [187] N. D. Barrie, A. Kobakhidze, M. Talia, and L. Wu, “750 GeV Composite Axion as the LHC Diphoton Resonance,” *Phys. Lett.* **B755** (2016) 343–347, [arXiv:1602.00475 \[hep-ph\]](#).
- [188] L. Aparicio, A. Azatov, E. Hardy, and A. Romanino, “Diphotons from Di-axions,” [arXiv:1602.00949 \[hep-ph\]](#).
- [189] R. Ding, Y. Fan, L. Huang, C. Li, T. Li, S. Raza, and B. Zhu, “Systematic Study of Diphoton Resonance at 750 GeV from Sgoldstino,” [arXiv:1602.00977 \[hep-ph\]](#).
- [190] K. Harigaya and Y. Nomura, “A Composite Model for the 750 GeV Diphoton Excess,” [arXiv:1602.01092 \[hep-ph\]](#).
- [191] T. Li, J. A. Maxin, V. E. Mayes, and D. V. Nanopoulos, “A Flippon Related Singlet at the LHC II,” [arXiv:1602.01377 \[hep-ph\]](#).
- [192] A. Salvio, F. Staub, A. Strumia, and A. Urbano, “On the maximal diphoton width,” [arXiv:1602.01460 \[hep-ph\]](#).
- [193] S.-F. Ge, H.-J. He, J. Ren, and Z.-Z. Xianyu, “Realizing Dark Matter and Higgs Inflation in Light of LHC Diphoton Excess,” [arXiv:1602.01801 \[hep-ph\]](#).
- [194] S. I. Godunov, A. N. Rozanov, M. I. Vysotsky, and E. V. Zhemchugov, “New Physics at 1 TeV?,” [arXiv:1602.02380 \[hep-ph\]](#).
- [195] S. B. Giddings and H. Zhang, “Kaluza-Klein graviton phenomenology for warped compactifications, and the 750 GeV diphoton excess,” [arXiv:1602.02793 \[hep-ph\]](#).
- [196] U. Ellwanger and C. Hugonie, “A 750 GeV Diphoton Signal from a Very Light Pseudoscalar in the NMSSM,” [arXiv:1602.03344 \[hep-ph\]](#).
- [197] P. Draper and D. McKeen, “Diphotons, New Vacuum Angles, and Strong CP,” [arXiv:1602.03604 \[hep-ph\]](#).
- [198] C. Arbeláez, A. E. C. Hernández, S. Kovalenko, and I. Schmidt, “Linking radiative seesaw-type mechanism of fermion masses and non-trivial quark mixing with the 750 GeV diphoton excess,” [arXiv:1602.03607 \[hep-ph\]](#).
- [199] K. J. Bae, M. Endo, K. Hamaguchi, and T. Moroi, “Diphoton Excess and Running Couplings,” [arXiv:1602.03653 \[hep-ph\]](#).
- [200] C. Gross, O. Lebedev, and J. M. No, “Drell-Yan Constraints on New Electroweak States and the Di-photon Anomaly,” [arXiv:1602.03877 \[hep-ph\]](#).
- [201] Y. Hamada, H. Kawai, K. Kawana, and K. Tsumura, “Models of LHC Diphoton Excesses Valid up to the Planck scale,” [arXiv:1602.04170 \[hep-ph\]](#).
- [202] C. Han, T. T. Yanagida, and N. Yokozaki, “Implications of the 750 GeV Diphoton Excess in Gaugino Mediation,” [arXiv:1602.04204 \[hep-ph\]](#).
- [203] B. Dasgupta, J. Kopp, and P. Schwaller, “Photons, Photon Jets and Dark Photons at 750 GeV and Beyond,” [arXiv:1602.04692 \[hep-ph\]](#).
- [204] C. Frugiuele, E. Fuchs, G. Perez, and M. Schlaffer, “Atomic probes of new physics,” [arXiv:1602.04822 \[hep-ph\]](#).
- [205] C. Delaunay and Y. Soreq, “Probing New Physics with Isotope Shift Spectroscopy,” [arXiv:1602.04838 \[hep-ph\]](#).
- [206] Y.-J. Zhang, B.-B. Zhou, and J.-J. Sun, “The Fourth Generation Quark and the 750 GeV Diphoton Excess,” [arXiv:1602.05539 \[hep-ph\]](#).
- [207] F. Staub *et al.*, “Precision tools and models to narrow in on the 750 GeV diphoton resonance,” [arXiv:1602.05581 \[hep-ph\]](#).

- [208] S. Baek and J.-h. Park, “LHC 750 GeV diphoton excess and muon ($g - 2$),” [arXiv:1602.05588 \[hep-ph\]](#).
- [209] G. Lazarides and Q. Shafi, “Diphoton Resonances in $U(1)_{B-L}$ Extension of MSSM,” [arXiv:1602.07866 \[hep-ph\]](#).
- [210] C. Bonilla, M. Nebot, R. Srivastava, and J. W. F. Valle, “A flavour physics scenario for the 750 GeV diphoton anomaly,” [arXiv:1602.08092 \[hep-ph\]](#).
- [211] T. Li, J. A. Maxin, V. E. Mayes, and D. V. Nanopoulos, “The 750 GeV Diphoton Excesses in a Realistic D-brane Model,” [arXiv:1602.09099 \[hep-ph\]](#).
- [212] J. Bernon, A. Goudelis, S. Kraml, K. Mawatari, and D. Sengupta, “Characterising the 750 GeV diphoton excess,” [arXiv:1603.03421 \[hep-ph\]](#).
- [213] T. Abe, R. Kitano, Y. Konishi, K.-y. Oda, J. Sato, and S. Sugiyama, “Minimal Dilaton Model,” *Phys. Rev.* **D86** (2012) 115016, [arXiv:1209.4544 \[hep-ph\]](#).
- [214] J. Cao, Y. He, P. Wu, M. Zhang, and J. Zhu, “Higgs Phenomenology in the Minimal Dilaton Model after Run I of the LHC,” *JHEP* **01** (2014) 150, [arXiv:1311.6661 \[hep-ph\]](#).
- [215] C. T. Hill, “Topcolor: Top quark condensation in a gauge extension of the standard model,” *Phys. Lett.* **B266** (1991) 419–424.
- [216] R. S. Chivukula, B. A. Dobrescu, H. Georgi, and C. T. Hill, “Top quark seesaw theory of electroweak symmetry breaking,” *Phys. Rev.* **D59** (1999) 075003, [arXiv:hep-ph/9809470 \[hep-ph\]](#).
- [217] W. D. Goldberger, B. Grinstein, and W. Skiba, “Distinguishing the Higgs boson from the dilaton at the Large Hadron Collider,” *Phys. Rev. Lett.* **100** (2008) 111802, [arXiv:0708.1463 \[hep-ph\]](#).
- [218] R. Foot, A. Kobakhidze, K. L. McDonald, and R. R. Volkas, “A Solution to the hierarchy problem from an almost decoupled hidden sector within a classically scale invariant theory,” *Phys. Rev.* **D77** (2008) 035006, [arXiv:0709.2750 \[hep-ph\]](#).
- [219] G. Cacciapaglia, A. Deandrea, L. Panizzi, N. Gaur, D. Harada, and Y. Okada, “Heavy Vector-like Top Partners at the LHC and flavour constraints,” *JHEP* **03** (2012) 070, [arXiv:1108.6329 \[hep-ph\]](#).
- [220] CMS Collaboration, S. Chatrchyan *et al.*, “Inclusive search for a vector-like T quark with charge $\frac{2}{3}$ in pp collisions at $\sqrt{s} = 8$ TeV,” *Phys. Lett.* **B729** (2014) 149–171, [arXiv:1311.7667 \[hep-ex\]](#).
- [221] ATLAS Collaboration, G. Aad *et al.*, “Search for production of vector-like quark pairs and of four top quarks in the lepton-plus-jets final state in pp collisions at $\sqrt{s} = 8$ TeV with the ATLAS detector,” *JHEP* **08** (2015) 105, [arXiv:1505.04306 \[hep-ex\]](#).
- [222] M. E. Peskin and T. Takeuchi, “A New constraint on a strongly interacting Higgs sector,” *Phys. Rev. Lett.* **65** (1990) 964–967.
- [223] H. H. Patel, “Package-X: A Mathematica package for the analytic calculation of one-loop integrals,” *Comput. Phys. Commun.* **197** (2015) 276–290, [arXiv:1503.01469 \[hep-ph\]](#).
- [224] F. Boudjema, R. M. Godbole, D. Guadagnoli, and K. A. Mohan, “Lab-frame observables for probing the top-Higgs interaction,” *Phys. Rev.* **D92** no. 1, (2015) 015019, [arXiv:1501.03157 \[hep-ph\]](#).
- [225] ATLAS Collaboration, G. Aad *et al.*, “Search for anomalous couplings in the Wtb vertex from the measurement of double differential angular decay rates of single top quarks produced in the t -channel with the ATLAS detector,” [arXiv:1510.03764 \[hep-ex\]](#).
- [226] CMS Collaboration, V. Khachatryan *et al.*, “Measurement of the t -channel single-top-quark production cross section and of the $|V_{tb}|$ CKM matrix element in pp collisions at $\sqrt{s} = 8$ TeV,” *JHEP* **06** (2014) 090, [arXiv:1403.7366 \[hep-ex\]](#).
- [227] B. Schoenrock, E. Drueke, B. A. Gonzalez, and R. Schwienhorst, “Single top quark cross section measurement in the t -channel at the high-luminosity LHC,” in *Community Summer Study 2013: Snowmass on the Mississippi (CSSS2013) Minneapolis, MN, USA, July 29-August 6, 2013*. 2013. [arXiv:1308.6307 \[hep-ex\]](#). <http://inspirehep.net/record/1251545/files/arXiv:1308.6307.pdf>.
- [228] S. Dulat, T.-J. Hou, J. Gao, M. Guzzi, J. Huston, P. Nadolsky, J. Pumplin, C. Schmidt, D. Stump, and C. P. Yuan, “New parton distribution functions from a global analysis of quantum chromodynamics,” *Phys. Rev.* **D93** no. 3, (2016) 033006, [arXiv:1506.07443 \[hep-ph\]](#).
- [229] A. Buckley, J. Ferrando, S. Lloyd, K. Nordström, B. Page, M. Rüfenacht, M. Schönherr, and G. Watt, “LHAPDF6: parton density access in the LHC precision era,” *Eur. Phys. J.* **C75** (2015) 132, [arXiv:1412.7420 \[hep-ph\]](#).
- [230] R. V. Harlander, S. Liebler, and H. Mantler, “SusHi: A program for the calculation of Higgs production in gluon fusion and bottom-quark annihilation in the Standard Model and the MSSM,” *Comput. Phys. Commun.* **184** (2013) 1605–1617, [arXiv:1212.3249 \[hep-ph\]](#).
- [231] ATLAS Collaboration, G. Aad *et al.*, “Search for new resonances in $W\gamma$ and $Z\gamma$ final states in pp collisions at $\sqrt{s} = 8$ TeV with the ATLAS detector,” *Phys. Lett.* **B738** (2014) 428–447, [arXiv:1407.8150 \[hep-ex\]](#).
- [232] CMS Collaboration, C. Collaboration, “Search for Resonances Decaying to Dijet Final States at $\sqrt{s} = 8$ TeV with Scouting Data,”.
- [233] ATLAS Collaboration, G. Aad *et al.*, “Search for an additional, heavy Higgs boson in the $H \rightarrow ZZ$ decay channel at $\sqrt{s} = 8$ TeV in pp collision data with the ATLAS detector,” *Eur. Phys. J.* **C76** no. 1, (2016) 45, [arXiv:1507.05930 \[hep-ex\]](#).
- [234] ATLAS Collaboration, G. Aad *et al.*, “A search for $t\bar{t}$ resonances using lepton-plus-jets events in proton-proton collisions at $\sqrt{s} = 8$ TeV with the ATLAS detector,” *JHEP* **08** (2015) 148, [arXiv:1505.07018 \[hep-ex\]](#).
- [235] R. Sekhar Chivukula, E. H. Simmons, and N. Vignaroli, “Distinguishing dijet resonances at the LHC,” *Phys. Rev.* **D91** no. 5, (2015) 055019, [arXiv:1412.3094 \[hep-ph\]](#).
- [236] J. M. Cornwall, D. N. Levin, and G. Tiktopoulos, “Derivation of Gauge Invariance from High-Energy Unitarity Bounds

- on the s Matrix,” *Phys. Rev.* **D10** (1974) 1145. [Erratum: *Phys. Rev.*D11,972(1975)].
- [237] B. W. Lee, C. Quigg, and H. B. Thacker, “Weak Interactions at Very High-Energies: The Role of the Higgs Boson Mass,” *Phys. Rev.* **D16** (1977) 1519.
- [238] G. J. Gounaris, R. Kogerler, and H. Neufeld, “Relationship Between Longitudinally Polarized Vector Bosons and their Unphysical Scalar Partners,” *Phys. Rev.* **D34** (1986) 3257.
- [239] M. S. Chanowitz and M. K. Gaillard, “The TeV Physics of Strongly Interacting W’s and Z’s,” *Nucl. Phys.* **B261** (1985) 379.
- [240] Y.-P. Yao and C. P. Yuan, “Modification of the Equivalence Theorem Due to Loop Corrections,” *Phys. Rev.* **D38** (1988) 2237.
- [241] B. A. Dobrescu, K. Kong, and R. Mahbubani, “Prospects for top-prime quark discovery at the Tevatron,” *JHEP* **06** (2009) 001, [arXiv:0902.0792](https://arxiv.org/abs/0902.0792) [[hep-ph](#)].
- [242] **Top Quark Working Group** Collaboration, K. Agashe *et al.*, “Working Group Report: Top Quark,” in *Community Summer Study 2013: Snowmass on the Mississippi (CSS2013) Minneapolis, MN, USA, July 29-August 6, 2013*. 2013. [arXiv:1311.2028](https://arxiv.org/abs/1311.2028) [[hep-ph](#)]. <http://inspirehep.net/record/1263763/files/arXiv:1311.2028.pdf>.
- [243] O. Matsedonskyi, G. Panico, and A. Wulzer, “On the Interpretation of Top Partners Searches,” *JHEP* **12** (2014) 097, [arXiv:1409.0100](https://arxiv.org/abs/1409.0100) [[hep-ph](#)].
- [244] S. Dawson, A. Ismail, and I. Low, “What’s in the loop? The anatomy of double Higgs production,” *Phys. Rev.* **D91** no. 11, (2015) 115008, [arXiv:1504.05596](https://arxiv.org/abs/1504.05596) [[hep-ph](#)].
- [245] A. Djouadi, V. Driesen, W. Hollik, and A. Kraft, “The Higgs photon - Z boson coupling revisited,” *Eur. Phys. J.* **C1** (1998) 163–175, [arXiv:hep-ph/9701342](https://arxiv.org/abs/hep-ph/9701342) [[hep-ph](#)].
- [246] A. Djouadi, “The Anatomy of electro-weak symmetry breaking. II. The Higgs bosons in the minimal supersymmetric model,” *Phys. Rept.* **459** (2008) 1–241, [arXiv:hep-ph/0503173](https://arxiv.org/abs/hep-ph/0503173) [[hep-ph](#)].
- [247] M. A. Shifman, A. I. Vainshtein, M. B. Voloshin, and V. I. Zakharov, “Low-Energy Theorems for Higgs Boson Couplings to Photons,” *Sov. J. Nucl. Phys.* **30** (1979) 711–716. [*Yad. Fiz.*30,1368(1979)].
- [248] A. Falkowski, C. Gross, and O. Lebedev, “A second Higgs from the Higgs portal,” *JHEP* **05** (2015) 057, [arXiv:1502.01361](https://arxiv.org/abs/1502.01361) [[hep-ph](#)].
- [249] M.-L. Xiao and J.-H. Yu, “Stabilizing electroweak vacuum in a vectorlike fermion model,” *Phys. Rev.* **D90** no. 1, (2014) 014007, [arXiv:1404.0681](https://arxiv.org/abs/1404.0681) [[hep-ph](#)]. [Addendum: *Phys. Rev.*D90,no.1,019901(2014)].
- [250] A. Sirlin and R. Zucchini, “Dependence of the higgs coupling $h m_s(m)$ on m_h and the possible onset of new physics,” *Nuclear Physics B* **266** no. 2, (1986) 389 – 409. <http://www.sciencedirect.com/science/article/pii/0550321386900969>.
- [251] R. Hempfling and B. A. Kniehl, “On the relation between the fermion pole mass and MS Yukawa coupling in the standard model,” *Phys. Rev.* **D51** (1995) 1386–1394, [arXiv:hep-ph/9408313](https://arxiv.org/abs/hep-ph/9408313) [[hep-ph](#)].