

On bosonic non-Gaussian processes: photon-added Gaussian channels

Krishna Kumar Sabapathy^{1,*}

¹*Física Teòrica: Informació i Fenòmens Quàntics, Departament de Física, Universitat Autònoma de Barcelona, 08193 Bellaterra (Barcelona), Spain.*

We present a framework for systematically studying linear bosonic non-Gaussian channels. Our emphasis is on a class of channels that we call as photon-added Gaussian channels and these are experimentally viable with current quantum-optical technologies. These channels are obtained by extending Gaussian channels with photon addition applied to the environment state (in its respective Stinespring unitary representation) giving rise to a one-parameter family of non-Gaussian channels indexed by photon number n with $n = 0$ corresponding to the underlying Gaussian channel. We then derive the corresponding operator-sum representation and observe that these channels are Fock-preserving, i.e., coherence non-generating on incoherent states in the Fock basis. Furthermore, noisy Gaussian channels can be expressed as a convex mixture of these non-Gaussian channels analogous to the Fock basis representation of a thermal state. We then report examples of activation of nonclassicality, using this method of photon-addition, at outputs of channels that would otherwise output only classical states, and present a certain classicality no-go theorem. We also derive many structure theorems for these channels. Finally, we observe that there exists an environment-assisted error-correction scheme for transmitting classical information through these channels. These channels add to the toolbox of realizable non-Gaussian resources (both states and operations) that are of increasing use in continuous-variable quantum information processing.

PACS numbers: 03.67.Mn, 03.65.Yz, 42.50.Dv

I. INTRODUCTION

Non-Gaussian states and operations have recently received much attention with respect to theoretical and experimental schemes in continuous-variable quantum information theory. Commonly used non-Gaussian operations include photon addition [1, 2], photon subtraction [3–5], photon counting [6], cubic phase gates [7], and Kerr nonlinearities [8]. Experimentally realizable non-Gaussian states include Fock states [9–11], noon states [12], cat states [13, 14], photon-added coherent states [15, 16] among other examples [17–19].

There are various motivations and uses for going beyond the Gaussian regime for implementing quantum information protocols. These include no-go theorems against Gaussian-only toolbox like distillation of entanglement from Gaussian states [20–22], use as quantum repeaters [23], and for other quantum information protocols like cloning [24], error-correction [25], bit-commitment [26], and computing with cluster states [27], to list a few examples. Also non-Gaussian resources have proven advantageous in many scenarios like parameter estimation [28], generation of entangled states [29–32], teleportation [33–35], and universal quantum computation [36–38].

In this article we generate non-Gaussian operations using two main ingredients, the commonly used photon-addition and the ubiquitous class of bosonic Gaussian channels. We call the resulting non-Gaussian operations as photon-added Gaussian channels and this is schemat-



FIG. 1: Showing a schematic diagram for the construction of a class of non-Gaussian channels by using two constituent elements of photon-addition and bosonic Gaussian channels.

ically represented in Fig. 1. Here the photon-addition will be applied to the environment state in the Stinespring dilation of the underlying Gaussian channel. As a consequence we generate non-Gaussian operations on the initial system when the environment system is ignored.

The method can also be thought of as being one example of the many protocols and implementations which concern manipulating the environment state in the Stinespring representation of a channel that have been considered in literature. Some illustrative examples include implementation of general gates [39], using mixed environment states for channel simulation [40], manipulating the environment to generate additional capacities either as a helper or adversary [41–43], and using feedback from the environment to correct for transmission of information through the channel [44–46].

The rest of the article is structured as follows. Section II introduces the basic framework for quantum channels and provides a brief introduction to the phase-space techniques and notations that will be used in the rest of the article. In Section III we introduce our construction of photon-added channels with an emphasis on three special classes of channels and derive their respective operator-sum representations. We then study in Section IV the structure and numerous physical and mathematical prop-

*Electronic address: krishnakumar.sabapathy@gmail.com

erties of the channels introduced in Section III. We finally conclude in Section V.

II. PRELIMINARIES

We now briefly discuss the connection between the unitary Stinespring representation and the operator-sum representation of any channel. Given a channel Φ it can always be represented as a unitary dynamics on a suitably chosen larger system with the ancilla system consequently ignored. Let the input system be described by a Hilbert space \mathcal{H}_A . Then we have that there exists an environment with Hilbert space \mathcal{H}_E , a system-environment unitary U_{AE} , and a pure state $|\psi\rangle \in \mathcal{H}_E$, such that any completely positive trace-preserving map on system A can be represented in the following way:

$$\Phi[\hat{\rho}_A] = \text{Tr}_E \left[U_{AE} (\hat{\rho}_A \otimes |\psi\rangle_E \langle\psi|) U_{AE}^\dagger \right]. \quad (1)$$

To obtain the operator-sum representation [47] we introduce a suitable complete basis to perform the trace of the environment system, say $\{|k\rangle\}$, and we have from Eq. (1)

$$\begin{aligned} \Phi[\hat{\rho}_A] &= \sum_k {}_E\langle k| \left[U_{AE} (\hat{\rho}_A \otimes |\psi\rangle_E \langle\psi|) U_{AE}^\dagger \right] |k\rangle_E \\ &= \sum_k ({}_E\langle k| U_{AE} |\psi\rangle_E) \hat{\rho}_A ({}_E\langle\psi| U_{AE}^\dagger |k\rangle_E) \\ &= \sum_k A_k \hat{\rho}_A A_k^\dagger, \end{aligned} \quad (2)$$

where $\{A_k = {}_E\langle k| U_{AE} |\psi\rangle_E\}$ are the Kraus operators for the channel Φ .

Let the unitary operator in the dilation of a channel Φ as in Eq. (1) be written as $U[\Phi]$ with matrix elements in the Fock basis given by

$$U[\Phi] = \sum_{m_1, m_2, n_1, n_2=0}^{\infty} T[\Phi]_{n_1, n_2}^{m_1, m_2} |m_1, m_2\rangle \langle n_1, n_2|. \quad (3)$$

Then by Eq. (2) we have that the Kraus operators $\{A_k\}$ of Φ are given by

$$\begin{aligned} A_k &= {}_E\langle k| \left[\sum_{m_1, m_2, n_1, n_2=0}^{\infty} T[\Phi]_{n_1, n_2}^{m_1, m_2} |m_1, m_2\rangle \langle n_1, n_2| \right] |\psi\rangle_E \\ &= \sum_{m_1, n_1, n_2=0}^{\infty} T[\Phi]_{n_1, n_2}^{m_1, k} \langle n_2 | \psi \rangle_E |m_1\rangle \langle n_1|. \end{aligned} \quad (4)$$

In this article we are interested in channels for which there exists a dilation in which the larger system-environment unitary is a Gaussian unitary. We say that such channels are *Gaussian dilatable*.

We now recall a few points regarding the Stinespring dilation of Gaussian channels since it is important as hinted in Fig. 1. For the underlying phase-space framework we refer the reader to [48, 49]. An important fact

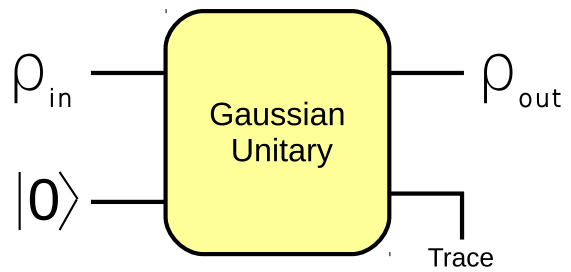


FIG. 2: Showing a unitary dilation for Gaussian channels. Any bosonic Gaussian channel can be realized in the following three step method: first one appends a suitable environment state which can be taken to be pure Gaussian (vacuum, without loss of generality), then evolves the system-environment state through a canonical Gaussian unitary, and finally, traces out the environment degrees of freedom.

that will play a crucial role for us is that every Gaussian channel can be realized as a canonical unitary interaction with a suitable environment taken in a pure Gaussian state (or vacuum state without loss of generality) and then ignoring the environment degrees of freedom. This representation is schematically depicted in Fig. 2.

A. Phase space description of linear bosonic channels

We now briefly outline the phase space description of linear bosonic channels for an n -mode system. At the level of displacement operators $\mathcal{D}(\xi)$, or equivalently the Heisenberg picture, a general linear channel can be written as [50]

$$\mathcal{D}(\xi) \rightarrow \mathcal{D}(\xi)' = \mathcal{D}(X\xi)f(\xi), \quad (5)$$

where X is a linear operator and f is an arbitrary function that has to satisfy certain constraints for the map to be completely positive [50]. At the level of the characteristic function we then have

$$\begin{aligned} \chi(\xi; \hat{\rho}) \rightarrow \chi(\xi; \hat{\rho}') &= \text{Tr} [\hat{\rho} \mathcal{D}(\xi)'] \\ &= \text{Tr} [\hat{\rho} \mathcal{D}(X\xi)] f(\xi) \\ &= \chi(X\xi; \hat{\rho}) f(\xi). \end{aligned} \quad (6)$$

When the function f is Gaussian and satisfies the complete-positivity (CP) condition, the map corresponds to a linear bosonic Gaussian channel. For a non-Gaussian function f that satisfies the CP condition the corresponding channel is a linear bosonic non-Gaussian channel.

III. PHOTON-ADDED GAUSSIAN CHANNELS

Non-Gaussian channels can essentially be realized by three underlying schemes in its Stinespring dilation as depicted in Fig. 3. Either the non-Gaussian channel is

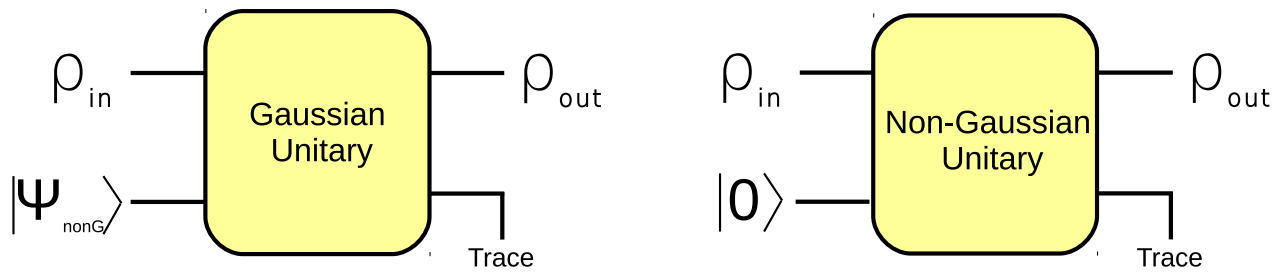


FIG. 3: Showing the three basic schemes to construct non-Gaussian channels using the Stinespring representation. One can use an ancilla non-Gaussian state $|\psi_{\text{nonG}}\rangle$ and a Gaussian unitary as in scheme 1, or a non-Gaussian unitary with a Gaussian ancilla as in scheme 2, or a third scheme that combines the use of a non-Gaussian unitary and a non-Gaussian ancilla state. In this article we focus on scheme 1.

realized through a Gaussian unitary and a non-Gaussian environment state, or, through a non-Gaussian unitary and a Gaussian environment state, or a combination of a non-Gaussian unitary with a non-Gaussian environment state.

We focus on the first case where we have a Gaussian unitary and a non-Gaussian environment state. In particular, as mentioned earlier, we construct a special class of channels that we call as photon-added Gaussian channels. These channels are constructed through three elementary building blocks. First we start with the Gaussian unitary in the dilation of a Gaussian channel and a vacuum state in the environment as previously depicted in Fig. 2. Next we apply photon-addition to the environment (vacuum) state and finally, we trace out the environment system. We now briefly discuss the phase-space description of photon-added Gaussian channels.

Let the Gaussian unitary of the dilation corresponding to the underlying Gaussian channel induce a symplectic transformation of the form

$$S^{-1} = \begin{bmatrix} S_1 & S_2 \\ S_3 & S_4 \end{bmatrix} \quad (7)$$

at the level of the characteristic function [51], i.e.,

$$\chi(\boldsymbol{\xi}; U\hat{\rho}U^\dagger) = \chi(S^{-1}\boldsymbol{\xi}, \hat{\rho}). \quad (8)$$

Let $\hat{\rho}_E$ be the photo-added state of the environment. So we have by Eqs. (1) and (8) that the combined system-environment output state after the action of the Gaussian unitary is

$$\begin{aligned} & \chi(\boldsymbol{\xi}_1, \boldsymbol{\xi}_2; U(\hat{\rho} \otimes \hat{\rho}_E)U^\dagger) \\ & = \chi(S_1\boldsymbol{\xi}_1 + S_2\boldsymbol{\xi}_2; \hat{\rho}) \chi(S_3\boldsymbol{\xi}_1 + S_4\boldsymbol{\xi}_2; \hat{\rho}_E). \end{aligned} \quad (9)$$

We then obtain the characteristic function corresponding to the output state of the channel corresponding to input state $\hat{\rho}$ by setting $\boldsymbol{\xi}_2 = 0$ in Eq. (9), i.e.,

$$\chi(\boldsymbol{\xi}_1; \hat{\rho}_{\text{out}}) = \chi(S_1\boldsymbol{\xi}_1; \hat{\rho}) \chi(S_3\boldsymbol{\xi}_1; \hat{\rho}_E). \quad (10)$$

Comparing Eqs.(6) and (10) we see that S_1 plays the role of X and $\chi(S_3\boldsymbol{\xi}_1; \hat{\rho}_E)$ plays the role of $f(\boldsymbol{\xi}_1)$. Since the map is completely positive trace preserving by construction we have the following theorem.

Channel	Unitary	Kraus	Fock matrix elements
$\mathcal{A}(\kappa; n)$	$U[\mathcal{A}(\kappa; n)]$	$\{A_\ell(\kappa; n)\}$	$T[\mathcal{A}(\kappa; n)]_{n_1, n_2}^{m_1, m_2}$
$\mathcal{B}(\kappa; n)$	$U[\mathcal{B}(\kappa; n)]$	$\{B_\ell(\kappa; n)\}$	$T[\mathcal{B}(\kappa; n)]_{n_1, n_2}^{m_1, m_2}$
$\mathcal{C}(\kappa; n)$	$U[\mathcal{C}(\kappa; n)]$	$\{C_\ell(\kappa; n)\}$	$T[\mathcal{C}(\kappa; n)]_{n_1, n_2}^{m_1, m_2}$

TABLE I: Showing the notation used for the various quantities. $\mathcal{A}(\kappa; 0)$, $\kappa \geq 1$; $\mathcal{B}(\kappa; 0)$, $\kappa \leq 1$, and $\mathcal{C}(\kappa; 0)$, $\kappa \geq 0$ denote the amplifier, attenuator, and phase-conjugation channels, respectively. The argument κ stands for the corresponding underlying Gaussian channel parameter and n for the resulting number state of the environment post photon addition. U denotes the unitary matrix in the dilation of the underlying Gaussian channels and T represents its Fock basis matrix elements.

Theorem 1. *All photon-added bosonic Gaussian channels belong to the class of linear bosonic non-Gaussian channels.*

We now consider in detail the case of the photon-added bosonic Gaussian channel as depicted in Fig. 4. We will consider three main classes which are the photon-added quantum-limited amplifier, attenuator, and phase-conjugation channels and study their properties in subsequent sections. The case of photon-addition to noisy Gaussian channels will be considered towards the end of the article in Sec. IV G. Furthermore, it turns out that the description at the level of phase space is rather limited so we resort to working completely in the Fock basis.

Before we begin with our specific examples of non-Gaussian channels we make a brief note of the notation that we will be using in the rest of the article and this is outlined in Table. I. We use the calligraphic letters \mathcal{A} , \mathcal{B} , \mathcal{C} to denote the amplifier, attenuator, and phase-conjugation channels, respectively, with κ denoting the channel parameter of the underlying quantum-limited channels and n denoting the Fock state (or number of photon-additions applied) of the environment. The regular letters A , B , C denote the respective Kraus operators, U the unitary operator of the dilation of the Gaussian channels, and T the matrix elements of this unitary operator in the Fock basis.

The rest of this Section is dedicated to deriv-

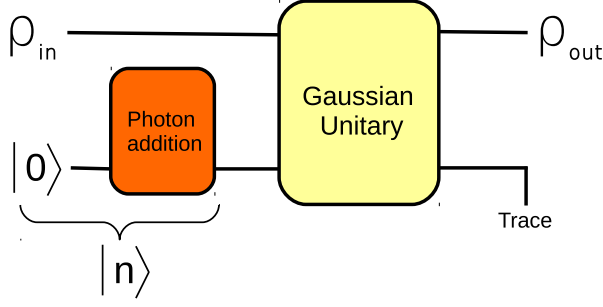


FIG. 4: Showing a scheme for obtaining photo-added Gaussian channels. Starting from the underlying unitary representation for quantum-limited attenuator, amplifier, and phase conjugation channels we obtain the corresponding photon-added version by applying photon addition to the vacuum state to generate a Fock state in the environment. The resulting channels fall under the class of linear bosonic non-Gaussian channels. In the absence of photon-addition we have the underlying single-mode quantum-limited bosonic Gaussian channel.

ing the operator-sum representation of the photon-added quantum-limited amplifier, attenuator, and phase-conjugation channels of a single mode.

A. Photon-added amplifier $\mathcal{A}(\kappa; n)$

We first consider the case of the photon-added amplifier. From the scheme mentioned above we have to evaluate the appropriate matrix elements of the unitary operator to obtain the operator-sum representation. The Gaussian unitary in the dilation of an amplifier channel is a two-mode squeeze operator and its matrix elements were previously evaluated to be [52]

$$\begin{aligned} T[\mathcal{A}(\kappa; n)]_{n_1, m_2}^{m_1, m_2} &= \kappa^{-1} \sqrt{\frac{n_1! m_2!}{m_1! n_2!}} \sum_{r=0}^{n_2} \sum_{j=0}^{m_1} n_2 C_r^{m_1} C_j^{n_2} (-1)^r (\kappa^{-1})^{n_2+j-r} \\ &\times (\sqrt{1-\kappa^{-2}})^{m_1+r-j} \delta_{n_1, r+j} \delta_{m_2, n_2+m_1-r-j}, \end{aligned} \quad (11)$$

where ${}^x C_y = x!/(y!(x-y)!)$. As outlined in Sec. II and Fig. 4 we set $m_2 = \ell$, $n_2 = n$, and eliminate j using $\delta_{n_1, r+j}$ to obtain

$$\begin{aligned} T[\mathcal{A}(\kappa; n)]_{n_1, n}^{m_1, \ell} &= \kappa^{-1} \sqrt{\frac{n_1! \ell!}{m_1! n!}} g_1(n, n_1, m_1; \kappa) \delta_{\ell, m_1+n-n_1}, \end{aligned} \quad (12)$$

where

$$\begin{aligned} g_1(n, n_1, m_1; \kappa) &= \sum_{r=\max\{0, n_1-m_1\}}^{\min\{n, n_1\}} n C_r^{m_1} C_{n_1-r}^{n_1} (-1)^r (\kappa^{-1})^{n+n_1-2r} \\ &\times (\sqrt{1-\kappa^{-2}})^{m_1+2r-n_1}. \end{aligned} \quad (13)$$

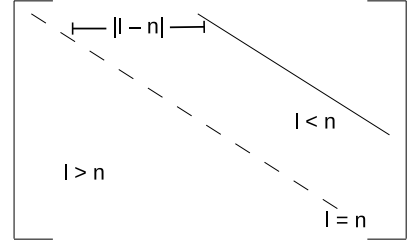


FIG. 5: Showing the structure of each of the Kraus operators for the photon-added amplifier channels. Each Kraus operator has non-zero elements only along a line parallel to the diagonal whose location depends on $|\ell - n|$ where ℓ is the Kraus index and n the number of photon-addition.

By Eq. (4), we then obtain the Kraus operators $A_\ell(\kappa; n)$ as

$$\begin{aligned} A_\ell(\kappa; n) &= \kappa^{-1} \sum_{m_1, n_1=0}^{\infty} \sqrt{\frac{n_1! \ell!}{m_1! n!}} g_1(n, n_1, m_1; \kappa) \\ &\times \delta_{\ell, m_1+n-n_1} |m_1\rangle \langle n_1| \\ &= \kappa^{-1} \sum_{n_1=\max\{0, n-\ell\}}^{\infty} \sqrt{\frac{n_1! \ell!}{(\ell-n+n_1)! n!}} \\ &\times g_1(n, n_1, \ell-n+n_1; \kappa) |n_1 + (\ell-n)\rangle \langle n_1|. \end{aligned} \quad (14)$$

As a preliminary observation we see that each Kraus operator has non-zero elements only along a line parallel to the diagonal. We find a demarcation into three regions depending on $|\ell - n|$. For the case when the Kraus index $\ell < n$ this line falls above the diagonal and for $\ell > n$ it falls below the diagonal. For the case $\ell = n$ we see that the corresponding Kraus operator is diagonal in the Fock basis. This is schematically depicted in Fig. 5

B. Photon-added attenuator $\mathcal{B}(\kappa; n)$

We next consider the case of the photon-added attenuator channel. The unitary in the dilation of the attenuator channel is the beamsplitter. The matrix elements of the two-mode beamsplitter unitary operator was previously evaluated as [52]

$$\begin{aligned} T[\mathcal{B}(\kappa; n)]_{n_1, n_2}^{m_1, m_2} &= \sqrt{\frac{m_1! m_2!}{n_1! n_2!}} \sum_{r=0}^{n_1} \sum_{j=0}^{n_2} n_1 C_r^{m_1} n_2 C_j^{m_2} (-1)^{n_2-j} \delta_{m_2, r+j} \\ &\times (\kappa)^{n_1-r+j} (\sqrt{1-\kappa^2})^{r+n_2-j} \delta_{m_1, n_1+n_2-r-j}. \end{aligned} \quad (15)$$

As in the earlier case, setting $m_2 = \ell$, $n_2 = n$, and eliminating j using $\delta_{m_2, r+j}$ we have

$$T[\mathcal{B}(\kappa; n)]_{n_1, n}^{m_1, \ell} = \sqrt{\frac{m_1! \ell!}{n_1! n!}} g_2(n, \ell, n_1; \kappa) \delta_{m_1, n_1+n-\ell}, \quad (16)$$

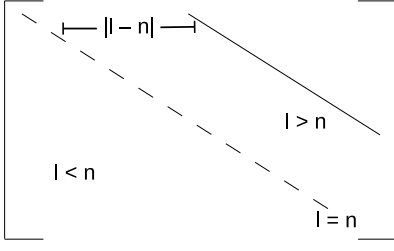


FIG. 6: Showing the structure of each of the Kraus operators for the photon-added attenuator channels. Each Kraus operator with index ℓ has non-zero elements only along a line parallel to the diagonal, whose location depends on $|\ell - n|$, where n is the photon-number state of the environment.

where

$$\begin{aligned}
 & g_2(n, \ell, n_1; \kappa) \\
 &= \sum_{r=\max\{0, \ell-n\}}^{\min\{\ell, n_1\}} n_1 C_r^n C_{\ell-r} (-1)^{n-\ell+r} (\kappa)^{n_1-2r+\ell} \\
 & \times (\sqrt{1-\kappa^2})^{2r+n-\ell}. \quad (17)
 \end{aligned}$$

We then evaluate the Kraus operators $B_\ell(\kappa; n)$ to be

$$\begin{aligned}
 B_\ell(\kappa; n) &= \sum_{m_1, n_1=0}^{\infty} \sqrt{\frac{m_1! \ell!}{n_1! n!}} g_2(n, \ell, n_1; \kappa) \\
 & \times \delta_{m_1, n_1+n_2-r-j} |m_1\rangle \langle n_1| \\
 &= \sum_{n_1=\max\{0, \ell-n\}}^{\infty} \sqrt{\frac{(n_1+n-\ell)! \ell!}{n_1! n!}} \\
 & \times g_2(n, \ell, n_1; \kappa) |n_1 + (n-\ell)\rangle \langle n_1|. \quad (18)
 \end{aligned}$$

We notice that as in the photon-added amplifier case each Kraus operator has non-zero elements only along a line parallel to the diagonal whose location depends on $|\ell - n|$ but the situation is now reversed when compared with the photon-added amplifier channel as depicted in Fig. 6. This line is located in the upper triangle for $\ell > n$ and in the lower triangle for $\ell < n$.

C. Photon-added phase conjugator $\mathcal{C}(\kappa; n)$

The last example we shall consider is the photon-added phase-conjugation channel. The unitary operator in the dilation of the phase-conjugation channel has matrix elements given by [52]

$$\begin{aligned}
 & T[\mathcal{C}(\kappa; n)]_{n_1, n_2}^{m_1, m_2} \\
 &= d_\kappa \sqrt{\frac{n_2! m_2!}{m_1! n_1!}} \sum_{r=0}^{m_1} \sum_{j=0}^{n_1} m_1 C_r^{n_1} C_j (-1)^j \\
 & \times (\sqrt{1+\kappa^2})^{-(n_1+r-j)} (\sqrt{1+\kappa^{-2}})^{-(m_1-r+j)} \\
 & \times \delta_{n_2, r+j} \delta_{m_2, n_1+m_1-r-j}, \quad (19)
 \end{aligned}$$

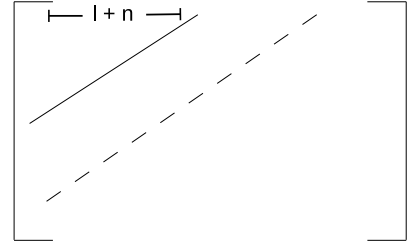


FIG. 7: Showing the structure of each of the Kraus operators for the photon-added phase conjugation channels. Each Kraus operator has non-zero elements only along a particular ‘anti-diagonal’ whose location depends on $\ell + n$, where ℓ is the Kraus index and n is the value of photon-addition.

where $d_\kappa = (\sqrt{1+\kappa^2})^{-1}$. As before by setting $m_2 = \ell$, $n_2 = n$ and eliminating j using $\delta_{n_2, r+j}$ we have

$$\begin{aligned}
 & T[\mathcal{C}(\kappa; n)]_{n_1, n}^{m_1, \ell} \\
 &= d_\kappa \sqrt{\frac{n! \ell!}{m_1! n_1!}} g_3(n, n_1, m_1; \kappa) \delta_{\ell, m_1-n+n_1}, \quad (20)
 \end{aligned}$$

where

$$\begin{aligned}
 & g_3(n, n_1, m_1; \kappa) \\
 &= \sum_{r=\max\{0, n-n_1\}}^{\min\{n, m_1\}} m_1 C_r^{n_1} C_{n-r} (-1)^{n-r} \\
 & \times (\sqrt{1+\kappa^{-2}})^{-(m_1-2r+n)} (\sqrt{1+\kappa^2})^{-(n_1+2r-n)}. \quad (21)
 \end{aligned}$$

We then obtain the Kraus operators $C_\ell(\kappa; n)$ as

$$\begin{aligned}
 & C_\ell(\kappa; n) \\
 &= d_\kappa \sum_{m_1, n_1=0}^{\infty} \sqrt{\frac{n! \ell!}{m_1! n_1!}} g_3(n, n_1, m_1; \kappa) \\
 & \times \delta_{\ell, m_1-n+n_1} |m_1\rangle \langle n_1| \\
 &= d_\kappa \sum_{n_1=0}^{n+\ell} \sqrt{\frac{n! \ell!}{(\ell+n-n_1)! n_1!}} g_3(n, n_1, \ell+n-n_1; \kappa) \\
 & \times |\ell+n-n_1\rangle \langle n_1|. \quad (22)
 \end{aligned}$$

We observe that these Kraus operators are of finite rank for finite n, ℓ . Furthermore, we note that unlike the photon-added amplifier and the attenuation channels, each Kraus operator has non-zero elements along a line parallel to the ‘anti-diagonal’ as depicted in Fig. 7.

We wish to emphasize that for each of the photon-added amplifier, attenuator, and phase conjugation channels there exists an operator-sum representation in the Fock basis in which all the Kraus operators are real.

IV. PROPERTIES OF PHOTON-ADDED CHANNELS

In this section we derive various properties of photon-added channels whose operator-sum representation we

derived in the previous Section. We wish to emphasise the fact that the Fock basis plays an important role to describe the properties of these non-Gaussian channels due to the limited role of the phase space description.

A. Action on Fock states

From the operator-sum representation of each of the photon-added channels we study their action on the Fock basis and this turns out to reveal many important structural properties.

We first begin with the action of the photon-added attenuator channel on a given Fock state $|j\rangle\langle j|$. We have from Eq. (18)

$$\begin{aligned}
\mathcal{B}(\kappa; n)[|j\rangle\langle j|] &= \sum_{\ell=0}^{\infty} B_{\ell}(\kappa; n)|j\rangle\langle j|B_{\ell}(\kappa; n)^{\dagger} \\
&= \sum_{\ell=0}^{\infty} \sum_{n_1=\max\{0, n-\ell\}}^{\infty} \sum_{m_1=\max\{0, n-\ell\}}^{\infty} \sqrt{\frac{(n_1+n-\ell)! \ell!}{n_1! n!}} \\
&\quad \times \sqrt{\frac{(m_1+n-\ell)! \ell!}{m_1! n!}} g_2(n, \ell, n_1; \kappa) g_2(n, \ell, m_1; \kappa) \\
&\quad \times \langle n_1|j\rangle\langle j|m_1\rangle |n_1+n-\ell\rangle\langle m_1+n-\ell| \\
&= \sum_{\ell=0}^{j+n} \frac{(j+n-\ell)! \ell!}{j! n!} g_2(n, \ell, j; \kappa)^2 |j+n-\ell\rangle\langle j+n-\ell|.
\end{aligned} \tag{23}$$

We observe that states diagonal in the Fock basis are mapped to states that are also diagonal in the Fock basis irrespective of the amount of photon-addition. Furthermore, we see that states having a finite Fock support are also taken to states with finite Fock support.

We next consider the case of the photon-added amplifier and consider its action on an input Fock state $|j\rangle\langle j|$. We have by Eq. (14)

$$\begin{aligned}
\mathcal{A}(\kappa; n)[|j\rangle\langle j|] &= \sum_{\ell=0}^{\infty} A_{\ell}(\kappa; n)|j\rangle\langle j|A_{\ell}(\kappa; n)^{\dagger} \\
&= \kappa^{-2} \sum_{\ell=0}^{\infty} \sum_{n_1=n_0}^{\infty} \sum_{m_1=n_0}^{\infty} \sqrt{\frac{n_1! \ell!}{(\ell-n+n_1)! n!}} \\
&\quad \times \sqrt{\frac{m_1! \ell!}{(\ell-n+m_1)! n!}} g_1(n, n_1, \ell-n+n_1; \kappa) \\
&\quad \times g_1(n, m_1, \ell-n+m_1; \kappa) |n_1+\ell-n\rangle\langle n_1|j\rangle \\
&\quad \times \langle j|m_1\rangle\langle m_1+\ell-n|; \quad n_0 = \max\{0, n-\ell\}, \\
&= \kappa^{-2} \sum_{\ell=\max\{n-j, 0\}}^{\infty} \frac{j! \ell!}{(\ell-n+j)! n!} g_1(n, j, \ell-n+j; \kappa)^2 \\
&\quad \times |\ell-n+j\rangle\langle \ell-n+j|.
\end{aligned} \tag{24}$$

Finally, for the case of the action of the photon-added phase-conjugation channel on an input Fock state, we

Channel	$N_{\min}[\hat{\rho}_{\text{out}}]$	$N_{\max}[\hat{\rho}_{\text{out}}]$
$\mathcal{A}(\kappa; n)$	$\max\{N_{\min}[\hat{\rho}_{\text{in}}] - n, 0\}$	∞
$\mathcal{B}(\kappa; n)$	0	$N_{\max}[\hat{\rho}_{\text{in}}] + n$
$\mathcal{C}(\kappa; n)$	$\max\{n - N_{\min}[\hat{\rho}_{\text{in}}], 0\}$	∞

TABLE II: Showing the largest and smallest Fock state support of an output state $\hat{\rho}_{\text{out}}$ for a given input state $\hat{\rho}_{\text{in}}$ for each of the photon-added amplifier, attenuator, and phase-conjugation channels. Here $N_{\max}[\hat{\rho}]$ and $N_{\min}[\hat{\rho}]$ denote the largest and smallest Fock state in the support of $\hat{\rho}$.

have by Eqs. (21) and (22)

$$\begin{aligned}
\mathcal{C}(\kappa; n)[|j\rangle\langle j|] &= \sum_{\ell=0}^{\infty} C_{\ell}(\kappa; n)|j\rangle\langle j|C_{\ell}(\kappa; n)^{\dagger} \\
&= d_{\kappa}^2 \sum_{\ell=0}^{\infty} \sum_{m_1=0}^{n+\ell} \sum_{n_1=0}^{n+\ell} \sqrt{\frac{n! \ell!}{(\ell+n-n_1)! n_1!}} \langle n_1|j\rangle\langle j|m_1\rangle \\
&\quad \times \sqrt{\frac{n! \ell!}{(\ell+n-m_1)! m_1!}} g_3(n, n_1, \ell+n-n_1; \kappa) \\
&\quad \times g_3(n, m_1, \ell+n-m_1; \kappa) |\ell+n-n_1\rangle\langle \ell+n-m_1| \\
&= d_{\kappa}^2 \sum_{\ell=\max\{j-n, 0\}}^{\infty} \frac{n! \ell!}{(\ell+n-j)! j!} g_3(n, j, \ell+n-j; \kappa)^2 \\
&\quad \times |\ell+n-j\rangle\langle \ell+n-j|.
\end{aligned} \tag{25}$$

From the action on an arbitrary Fock state one can deduce some properties of the action of the photon-added channels on a general state $\hat{\rho}$. For this let us denote by $N_{\max}[\hat{\rho}]$ and $N_{\min}[\hat{\rho}]$ the largest and smallest Fock state in the support of some given state $\hat{\rho}$.

Let an input state $\hat{\rho}_{\text{in}}$ to either of the photon-added channels be mapped to an output state $\hat{\rho}_{\text{out}}$. The by Eqs. (23), (24), and (25) we have the following theorem regarding the action of photon-added channels on $\hat{\rho}_{\text{in}}$ and this is also summarized in Table. II.

Theorem 2. *The n photon-added attenuator produces an output with $N_{\max}[\hat{\rho}_{\text{out}}] = N_{\max}[\hat{\rho}_{\text{in}}] + n$ and $N_{\min}[\hat{\rho}_{\text{out}}] = 0$, the n photon-added amplifier produces an output with $N_{\min}[\hat{\rho}_{\text{out}}] = \max\{N_{\min}[\hat{\rho}_{\text{in}}] - n, 0\}$ and $N_{\max}[\hat{\rho}_{\text{out}}] = \infty$, and finally, the n photon-added phase conjugator outputs a state with $N_{\min}[\hat{\rho}_{\text{out}}] = \max\{n - N_{\min}[\hat{\rho}_{\text{in}}], 0\}$ and $N_{\max}[\hat{\rho}_{\text{out}}] = \infty$.*

We note that photon-addition gives rise to different properties of the output states as compared with the Gaussian ($n = 0$) case. As a consequence of Theorem. 2 we observe the following lemma.

Corollary 3. *There does not exist any fixed point with finite support in the Fock basis for the photon-added attenuator, amplifier and phase conjugation channels.*

For a comparison with the fixed points of the corresponding Gaussian amplifier, attenuator, and phase-conjugation channels, i.e., in the absence of any photon-addition ($n = 0$), we refer the reader to [52].

B. Activation of nonclassicality

We now present an interesting consequence of photon-addition in respect of nonclassicality which culminates into a classicality no-go theorem stated at the end of this subsection. We show that nonclassicality can be activated at the outputs of certain channels, through our scheme of photon-addition to the environment state, that would otherwise output only classical states. We illustrate this using a useful example.

It is known that the quantum-limited phase conjugation channel is nonclassicality breaking [48, 49, 52, 53]. In other words, the output corresponding to any input to the phase-conjugation channel is rendered classical. Let us now consider the effect of photon-addition, to give rise to the photon-added phase conjugator, on the output states of the corresponding channel. We state the following theorem describing the effect of photon-addition applied to the environment, on the output states of the channel.

Theorem 4. *The photon-added phase conjugation channel $\mathcal{C}(\kappa; n)$ is nonclassicality breaking only for $n = 0$. For $n > 0$ nonclassicality is activated at the output of the corresponding channel under any non-trivial photon-addition. Furthermore, fixing this unitary in the dilation of the phase-conjugation channel, squeezing is necessary among Gaussian states of the environment to achieve this activation of nonclassicality.*

Proof. As mentioned earlier it is known that the phase conjugation channel $\mathcal{C}(\kappa; 0)$ (with no photon addition) is nonclassicality breaking [48, 49, 52, 53]. We now consider the case $n \neq 0$. Let us consider as input the vacuum state $|0\rangle\langle 0|$. Having seen the action of the photon-added channel in the Fock basis, we have by Eq. (25) that the corresponding output is given by

$$\begin{aligned} & \mathcal{C}(\kappa; n)[|0\rangle\langle 0|] \\ &= d_\kappa^2 \sum_{\ell=0}^{\infty} \frac{n!\ell!}{(\ell+n)!} g_3(n, 0, \ell+n; \kappa)^2 |\ell+n\rangle\langle \ell+n|. \end{aligned} \quad (26)$$

So it clear that

$$\langle \tau | \mathcal{C}(\kappa; n)[|0\rangle\langle 0|] | \tau \rangle = 0 \quad \forall \tau = 0, 1, \dots, n-1, \quad (27)$$

and in particular for $\tau = 0$. This implies further that the Q -function defined as $Q(\alpha; \hat{\rho}) = \langle \alpha | \hat{\rho} | \alpha \rangle$ is zero when evaluated at $\alpha = 0$. It then immediately follows that the corresponding output state $\mathcal{C}(\kappa; n)[|0\rangle\langle 0|]$ is nonclassical for each $n > 0$ [54]. Hence we see that photon-addition to the environment has activated nonclassicality at the output of the corresponding photon-added phase-conjugation channel. \square

For the second part of the theorem that deals with Gaussian environment states, we consider the channel action at the level of covariance matrices. The symplectic matrix corresponding to the two-mode unitary operator

in the dilation of $\mathcal{C}(\kappa; 0)$ is given by [52]

$$S[\mathcal{C}(\kappa; 0)] = \begin{bmatrix} \kappa\sigma_3 & \sqrt{1+\kappa^2}\mathbb{1}_2 \\ \sqrt{1+\kappa^2}\mathbb{1}_2 & \kappa\sigma_3 \end{bmatrix}. \quad (28)$$

We now obtain the (X, Y) matrices for a Gaussian channel resulting from the above two-mode unitary operator with an arbitrary Gaussian environment state with covariance matrix V_E .

Let V_{in} correspond to the covariance matrix of some input Gaussian state. Then the covariance matrix V_{SE} corresponding to the combined system-environment Gaussian state is given by

$$\begin{aligned} V_{SE} &= S[\mathcal{C}(\kappa; 0)][V_{\text{in}} \oplus V_E]S[\mathcal{C}(\kappa; 0)]^T \\ &= \begin{bmatrix} \kappa\sigma_3 & \sqrt{1+\kappa^2}\mathbb{1}_2 \\ \sqrt{1+\kappa^2}\mathbb{1}_2 & \kappa\sigma_3 \end{bmatrix} \begin{bmatrix} V_{\text{in}} & 0 \\ 0 & V_E \end{bmatrix} \\ &\times \begin{bmatrix} \kappa\sigma_3 & \sqrt{1+\kappa^2}\mathbb{1}_2 \\ \sqrt{1+\kappa^2}\mathbb{1}_2 & \kappa\sigma_3 \end{bmatrix} = \begin{bmatrix} V_1 & V_2 \\ V_2^T & V_3 \end{bmatrix}, \end{aligned} \quad (29)$$

with

$$\begin{aligned} V_1 &= \kappa^2\sigma_3 V_{\text{in}}\sigma_3 + (\kappa^2 + 1)V_E, \\ V_2 &= V_2 = \kappa\sqrt{\kappa^2 + 1}(\sigma_3 V_{\text{in}} + V_E, \sigma_3) \\ V_3 &= \kappa^2\sigma_3 V_{\text{in}}\sigma_3 + (\kappa^2 + 1)V_E. \end{aligned} \quad (30)$$

Tracing out the environment state, we have that the output state of the system has covariance given by

$$\kappa^2\sigma_3 V_{\text{in}}\sigma_3 + (\kappa^2 + 1)V_E. \quad (31)$$

The (X, Y) matrices of the resulting Gaussian channel are then given by $(\kappa\sigma_3, (\kappa^2 + 1)V_E)$. Without loss of generality we can take $V_E = \text{diag}(a, b)$ with $ab \geq 1$. The condition for the resulting Gaussian channel to be nonclassicality breaking is given by [48]

$$\begin{aligned} & (1 + \kappa^2)V_E + i\kappa^2\Omega \geq \mathbb{1}, \\ \text{i.e., } & (1 + \kappa^2) \begin{bmatrix} a & 0 \\ 0 & b \end{bmatrix} + i\kappa^2 \begin{bmatrix} 0 & 1 \\ -1 & 0 \end{bmatrix} \geq \mathbb{1}, \end{aligned} \quad (32)$$

where Ω is the standard antisymmetric symplectic metric. It is clear that one can easily find a squeezed state such that the condition in Eq. (32) is violated, as an example when $b < (1 + \kappa^2)^{-1}$.

Next, let us consider the case when V_E corresponds to a classical state and so can be taken to be of the form $\mathbb{1} + \text{diag}(\epsilon_1, \epsilon_2)$, with $\epsilon_1, \epsilon_2 \geq 0$. Then we have by Eq. (32) that

$$(1 + \kappa^2)\mathbb{1} + (1 + \kappa^2) \begin{bmatrix} \epsilon_1 & 0 \\ 0 & \epsilon_2 \end{bmatrix} + i\kappa^2 \begin{bmatrix} 0 & 1 \\ -1 & 0 \end{bmatrix} \geq \mathbb{1}. \quad (33)$$

We see that the above equation is always satisfied. Hence, among Gaussian states squeezing is necessary to activate

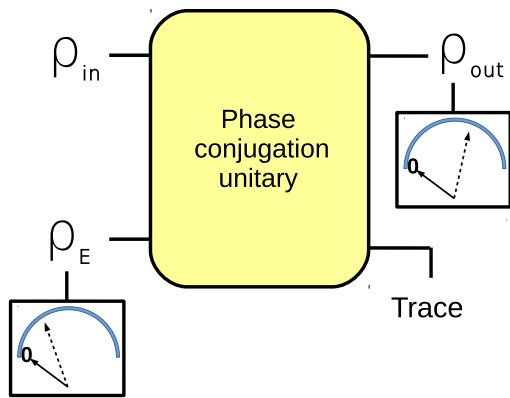


FIG. 8: Showing a schematic of the classicality no-go theorem mentioned in the Corollary 8. The box denotes any measure of nonclassicality for states. For the fixed canonical phase conjugation unitary, suitable nonclassicality is necessary in the environment state ($\hat{\rho}_E$) to produce nonclassicality at the output of the channel (dotted arrow). If $\hat{\rho}_E$ is classical (solid arrow) then so is $\hat{\rho}_{out}$.

nonclassicality at the output of the channel $\mathcal{C}(\kappa; n)$. Also by the first part of the proof we see that one can use either a squeezed state with a suitable amount of squeezing or any Fock state $|n\rangle$, $n \geq 1$, for activation of nonclassicality at the output of the corresponding channel. ■

As an immediate consequence of the above theorem we state a classicality no-go theorem in the following corollary.

Corollary 5. *With the fixed Gaussian unitary in the dilation of the phase-conjugation channel $\mathcal{C}(\kappa, 0)$, nonclassicality is necessary in any environment state to generate nonclassicality at the output of the corresponding channel.*

Proof. We have seen that among Gaussian states in the environment, squeezing is necessary to activate nonclassicality at the output of the corresponding channel. Since any classical state can be written as a convex mixture of coherent states, this implies that using any classical state of the environment gives a convex mixture of Gaussian channels with each Gaussian channel corresponding to a particular coherent state in the decomposition of the classical state. Then by Theorem 4 we have that each of the Gaussian channels in this decomposition is nonclassicality breaking and so also their convex mixture. This proves the corollary. ■

As a consequence we have that if one uses non-Gaussian environment states it needs to be nonclassical to achieve this activation. This corollary can also be thought of as a certain type of classicality no-go theorem with photon-addition being one such example to overcome it.

C. Fock-basis coherence

From the action of the photon-added channels in the Fock basis we can obtain its behaviour with respect to generating coherence in the Fock basis. By Eqs. (23), (24), and (25) we immediately see that states diagonal in the Fock basis are taken to states that are diagonal in the Fock basis as summarized in the following theorem.

Theorem 6. *The photon-added attenuator, amplifier and phase conjugation channels are Fock-preserving, i.e. states with only diagonal entries in the Fock basis are mapped to states that are also diagonal in the Fock basis.*

In the language of resource theory of coherence [55–57] that has received much recent attention, states that are diagonal in the Fock basis (the basis under consideration) are known as incoherent states (or free states). Operations that map incoherent states to incoherent states are known as incoherent operations, or more specifically maximally incoherent operations. By Theorem 6 we have that the photon-added amplifier, attenuator, and phase-conjugation channels are all maximally incoherent operations for every $n \geq 0$.

We can refine the specific class to which these non-Gaussian operations belong. From the structure of the Kraus operators we have by Eqs. (14), (18), and (22) that each individual Kraus operator takes states diagonal in the Fock basis to those diagonal in the Fock basis up to an overall scale factor. Thus the photon-added channels are not only maximally incoherent but also incoherent operations [57].

Furthermore, it is also easy to see that the action of each individual Kraus operator commutes with the completely dephasing map Δ (in the Fock basis), which is defined as

$$\Delta : \Delta(\hat{\rho}) = \sum_{n=0}^{\infty} \langle n | \hat{\rho} | n \rangle |n\rangle \langle n|. \quad (34)$$

Due to this fact the photon-added channels that we have considered belong to the class of so-called strictly incoherent operations, and we state it in the following lemma.

Lemma 7. *The photon-added attenuator, amplifier and phase conjugation channels belong to the class of strictly incoherent maps acting on the Fock basis for each $n \geq 0$.*

Note that the set of strictly incoherent operations is contained in the set of incoherent operations, which is in turn contained in the set of maximally incoherent operations [57].

D. Environment-assisted error correction

We now briefly discuss the notion of environment-assisted error correction for photon-added Gaussian channels. We follow the formalism that was introduced

by Gregoratti and Werner in Ref. [44]. A schematic of the protocol is provided in Fig. 9. Classical information is encoded in some chosen basis states and sent into the communication channel. We assume that there is classical feedback from the environment which contains information about the exact Kraus operator that has acted on the input state based on a measurement outcome. Conditioned on this information, one can apply a recovery map at the output of the channel to correct for loss of information.

It turns out that the structure of the quadratic operators $\{T_\ell^\dagger T_\ell\}$ mentioned in the Appendix Sec. VI A, where $\{T_\ell\}$ are the Kraus operators of a given channel, has consequences for the existence of an error correction scheme for environment assisted information transmission. We first begin with a theorem regarding these quadratic operators corresponding to photon-added Gaussian channels.

By Eqs. (53), (54), and (55) in the Sec. VI A, we have the following theorem.

Theorem 8. *The positive operators $\{W[\Phi]_{\ell\ell} = T_\ell^\dagger[\Phi] T_\ell[\Phi]\}$ corresponding to the Kraus operators $\{T_\ell[\Phi]\}$ of each of the photon-added amplifier, attenuator, and phase-conjugation channels are all diagonal in the Fock basis for every $n \geq 0$.*

The above theorem has an information-theoretic consequence with respect to environment assisted communication that we now state as a Theorem.

Theorem 9. *For the photon-added attenuator, amplifier and phase conjugation channels there exists an environment-assisted error correction scheme that restores classical information encoded in the Fock basis for every value $n \geq 0$ of photon-addition.*

Proof. Consider the following scheme. Let $\{|n_j\rangle\}_{j=0}^\infty$ denote the Fock basis with j representing the encoding of a classical message taken from a given message set. Let Φ denote either of the photon-added amplifier, attenuator, or phase-conjugation channels, with Kraus operators $\{T_y\}$. Let $|n_x\rangle\langle n_x|$ be a particular input state to Φ encoded with classical message x . The output operator conditioned on classical feedback from the environment, say y , i.e., conditioned on the action of a particular Kraus operator T_y , is given by $T_y|n_x\rangle\langle n_x|T_y^\dagger$.

We then construct the recovery map (completely positive and trace preserving) as

$$R_y(\hat{\rho}) = \sum_j |n_j\rangle\langle\phi_j| \hat{\rho} |\phi_j\rangle\langle n_j| + E_y \hat{\rho} E_y, \quad (35)$$

where $|\phi_j\rangle$ denotes the normalized state

$$|\phi_j\rangle = (||T_y|n_j\rangle||)^{-1} T_y|n_j\rangle \quad (36)$$

for all $||T_y|n_j\rangle|| \neq 0$ and E_y denotes the projection onto the orthogonal subspace corresponding to $\text{span}\{T_y|n_j\rangle, \forall j\}$.

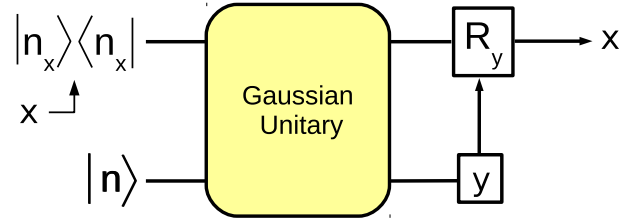


FIG. 9: Showing the scheme for environment-assisted error correction for transmitting classical information through the photon-added attenuator, amplifier, and phase conjugation channels. Here the label x stands for classical information encoded into Fock states and input to the channel. Conditioned on classical feedback y from the environment that results from a measurement, a recovery map R_y is applied at the output of the channel to achieve error correction.

Then conditioned on a particular y we have that

$$\begin{aligned} & R_y(T_y|n_x\rangle\langle n_x|T_y^\dagger) \\ &= \sum_j |n_j\rangle \frac{\langle n_j|T_y^\dagger T_y|n_x\rangle \langle n_x|T_y T_y^\dagger|n_j\rangle}{(||T_y|n_j\rangle||)^{-1} (||T_y|n_j\rangle||)^{-1}} \langle n_j| \\ & \quad + E_y(T_y|n_x\rangle\langle n_x|T_y^\dagger)E_y. \end{aligned} \quad (37)$$

By Theorem 8 we have that the above equation reduces to

$$R_y(T_y|n_x\rangle\langle n_x|T_y^\dagger) = (\langle n_x|T_y^\dagger T_y|n_x\rangle)|n_x\rangle\langle n_x|. \quad (38)$$

Therefore the action of the corrected channel $\Phi_{\text{corr}} = \sum_y R_y \circ T_y$ considering all the Kraus operators (or equivalently labels y) on any basis vector $|n_x\rangle$ is then given by

$$\begin{aligned} \Phi_{\text{corr}}(|n_x\rangle\langle n_x|) &= \sum_y R_y(T_y|n_x\rangle\langle n_x|T_y^\dagger) \\ &= \langle n_x| \left[\sum_y T_y^\dagger T_y \right] |n_x\rangle|n_x\rangle\langle n_x| = |n_x\rangle\langle n_x|. \end{aligned} \quad (39)$$

So we have that every vector $\{|n\rangle\}_{n=0}^\infty$ in the Fock basis that is input to Φ can be restored by a correction map applied to the output with the help of classical feedback from the environment. In other words, the fact that the positive operators $\{W_\ell\}_{\ell=0}^\infty$ are all diagonal in the Fock basis guarantees that the output states conditioned on a Kraus operator are orthogonal for input Fock states. This implies that these outputs can be reliably distinguished and hence useful for transmission of classical information encoded in them.

E. Connection between photon-added channels and noisy Gaussian channels

For this subsection we wish to introduce some notation. Consider a bosonic Gaussian channel represented by the

matrix pair (X, Y) . Let the noise matrix Y be decomposed as $Y_{\text{QL}} + \tilde{Y}$, where Y_{QL} stands for the minimum amount of noise as required by the complete positivity condition for the given X , and \tilde{Y} stands for the additional noise in the channel over and above the amount that makes the channel quantum-limited.

For a consistent notation we denote by $\Phi(X, \tilde{Y}; n)$ a n photon added noisy Gaussian channel represented by the matrix pair $(X, Y_{\text{QL}} + \tilde{Y})$, and we suppress the Y_{QL} term and denote only the extra noise. Therefore, a photon-added quantum-limited channel as considered in earlier sections will be denoted by $\Phi(X, 0; n)$ or simply $\Phi(X; n)$.

We now present a straightforward connection between photon-added Gaussian channels and noisy Gaussian channels. We first begin with the following fact that every noisy Gaussian channel can be obtained by using a thermal state in the Stinespring representation of these noisy channels [52, 58]. In other words we have that any noisy Gaussian channel $(X, Y_{\text{QL}} + Y(\bar{n}))$, with additional noise denoted by $Y(\bar{n})$ can be written as

$$\Phi(X, Y(\bar{n}); 0) = \text{Tr}_E \left[U_{AE} (\hat{\rho}_A \otimes \hat{\rho}_{\text{th}}(\bar{n})) U_{AE}^\dagger \right], \quad (40)$$

where $\hat{\rho}_{\text{th}}(\bar{n})$ is the thermal state

$$\hat{\rho}_{\text{th}}(\bar{n}) = \frac{1}{1 + \bar{n}} \sum_{n=0}^{\infty} \left(\frac{\bar{n}}{1 + \bar{n}} \right)^n |n\rangle\langle n|, \quad (41)$$

and $\bar{n} = \langle \hat{a}^\dagger \hat{a} \rangle_{\hat{\rho}_{\text{th}}}$ is the average photon number in the state $\hat{\rho}_{\text{th}}$. By Eq. (10) we have that the amount of additional noise in the Gaussian channel $\Phi(\kappa; 0)$ is $Y(\bar{n}) = 2\bar{n} Y_{\text{QL}}$ (with the quantum-limited channel corresponding to $\bar{n} = 0$, or vacuum state in the environment), and can be tuned to any value depending on the average photon-number.

Substituting the Fock basis representation of Eq. (41) in Eq. (40) we have that

$$\begin{aligned} \Phi(X, Y(\bar{n}); 0) &= \text{Tr}_E \left[U_{AE} (\hat{\rho}_A \otimes (1 - a)a^n |n\rangle\langle n|) U_{AE}^\dagger \right] \\ &= (1 - a) \sum_{n=0}^{\infty} a^n \text{Tr}_E \left[U_{AE} (\hat{\rho}_A \otimes |n\rangle\langle n|) U_{AE}^\dagger \right] \\ &= \sum_{n=0}^{\infty} p_n(\bar{n}) \Phi(X; n), \quad a = \frac{\bar{n}}{1 + \bar{n}}, \quad p_n(\bar{n}) = \frac{\bar{n}^n}{(1 + \bar{n})^{1+n}}, \end{aligned} \quad (42)$$

where $\Phi(X; n)$ are the photon-added Gaussian (quantum-limited) channels. To summarize we have

$$\Phi(X, Y(\bar{n}); 0) = \sum_{n=0}^{\infty} p_n(\bar{n}) \Phi(X; n) \quad (43)$$

which is expressed as the following theorem connecting noisy Gaussian channels and the non-Gaussian photon-added channels.

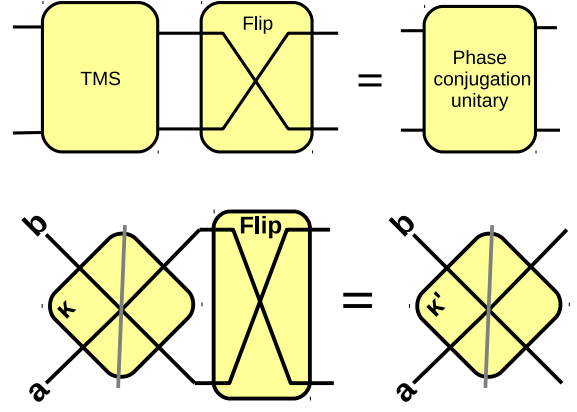


FIG. 10: Showing the relation between the unitary in the Stinespring dilation of the amplifier channel denoted by TMS (two-mode squeeze operator) and that of the phase conjugation channel, and the two unitary (beamsplitters) in the Stinespring dilation of the corresponding attenuator channels of parameters κ and $\kappa' = \sqrt{1 - \kappa^2}$. The pair-wise unitaries in each case are connected by the mode-flip operator.

Theorem 10. *The noisy attenuator, amplifier, and phase conjugation channels can be decomposed into a convex mixture of their corresponding photon-added channels as given in Eq. (43).*

The expansion in Theorem 43 is the channel analogue of the decomposition of a thermal state as a convex mixture of Fock states. As mentioned earlier this decomposition is precisely a consequence of the Fock representation of thermal states.

F. Complementarity

Consider a channel Φ which has a Stinespring representation as given in Eq. (1). Then the complimentary channel, denoted by Φ^c , is given by tracing out the system degrees of freedom, i.e.,

$$\Phi^c[\hat{\rho}_A] = \text{Tr}_A \left[U_{AE} (\hat{\rho}_A \otimes |\psi\rangle_E \langle \psi|) U_{AE}^\dagger \right]. \quad (44)$$

Therefore the complementary channel maps state of the system to states of the environment system. We make the following observation with respect to complementarity of photon-added channels.

Theorem 11. *The complementary channel corresponding to the photon-added amplifier channel $\mathcal{A}(\kappa; n)$ with $\kappa \geq 1$ is the photon-added phase-conjugation channel $\mathcal{C}(\sqrt{\kappa^2 - 1}; n)$ for every n . Similarly, the photon-added attenuator $\mathcal{B}(\kappa; n)$ with $\kappa \leq 1$ is complementary to another photon-added attenuator $\mathcal{B}(\sqrt{1 - \kappa^2}; n)$ for every $n \geq 0$.*

Proof. We begin at the level of the Fock basis matrix elements of the associated unitary operators in their respective channel dilations. We first prove the following

relation that

$$U[\mathcal{C}(\kappa^2 - 1)] = U[\mathcal{A}(\kappa)] \circ U[\mathcal{B}(0)] \circ U_{lo}, \quad (45)$$

where U_{lo} is a product of local unitary operators and is given by

$$\langle m_1, m_2 | U_{lo} | n_1, n_2 \rangle = (-1)^{n_2} \delta_{m_1, n_1} \delta_{m_2, n_2}. \quad (46)$$

Its role is to compensate for the phases. Furthermore, we have by Eq. (15) that

$$\langle m_1, m_2 | U[\mathcal{B}(0)] | n_1, n_2 \rangle = (-1)^{n_2} \delta_{m_1, n_2} \delta_{m_2, n_1}. \quad (47)$$

We have the product of $U[\mathcal{B}(0)] \circ U_{lo}$ to be the flip operator U_{flip} which is given by

$$\langle m_1, m_2 | U_{\text{flip}} | n_1, n_2 \rangle = \delta_{m_1, n_2} \delta_{m_2, n_1}. \quad (48)$$

By Eq. (11) we see that $U[\mathcal{A}(\kappa)] \circ U_{\text{flip}}$ is given by

$$\begin{aligned} & \langle m_1, m_2 | U[\mathcal{A}(\kappa)] \circ U_{\text{flip}} | n_1, n_2 \rangle \\ &= \langle m_1, m_2 | U[\mathcal{A}(\kappa)] | n_2, n_1 \rangle \\ &= \kappa^{-1} \sqrt{\frac{n_2! m_2!}{m_1! n_1!}} \sum_{j=0}^{n_1} \sum_{r=0}^{m_1} n_1 C_r m_1 C_r (-1)^j (\kappa^{-1})^{n_1+r-j} \\ & \times (\sqrt{1 - \kappa^{-2}})^{m_1+j-r} \delta_{n_2, r+j} \delta_{m_2, n_1+m_1-r-j}. \end{aligned} \quad (49)$$

We substitute $\kappa = \sqrt{1+t^2}$ which can always be done since $\kappa \geq 1$. We have that $\langle m_1, m_2 | U[\mathcal{A}(t)] | n_2, n_1 \rangle$ is given by

$$\begin{aligned} & (\sqrt{1+t^2})^{-1} \sqrt{\frac{n_2! m_2!}{m_1! n_1!}} \sum_{j=0}^{n_1} \sum_{r=0}^{m_1} m_1 C_r (\sqrt{1+t^2})^{-(n_1+r-j)} \\ & \times n_1 C_r (-1)^j (\sqrt{1+t^2})^{-(m_1+j-r)} \delta_{n_2, r+j} \delta_{m_2, n_1+m_1-r-j} \\ &= T[\mathcal{C}(t)]_{n_1, n_2}^{m_1, m_2}, \end{aligned} \quad (50)$$

where the last line followed from Eq. (19). Hence, we recover the matrix elements of the phase conjugation unitary. It is then a simple consequence that the n photon-added phase conjugation $\mathcal{C}(\sqrt{\kappa-1}; n)$ is complementary to the n photon-added amplifier $\mathcal{A}(\kappa; n)$ for each $n \geq 0$.

The proof of the second part of the theorem regarding attenuators also follows in a similar way to the above proof since

$$U[\mathcal{B}(\sqrt{1-\kappa^2})] = U_{\text{flip}} \circ U[\mathcal{B}(\kappa)], \quad (51)$$

as can be seen by Eq. (15). Hence the photon-added attenuator $\mathcal{B}(\kappa; n)$ is complementary to another photon-added attenuator $\mathcal{B}(\sqrt{1-\kappa^2}; n)$ for all $n \geq 0$. The relation between the unitary operators of the photon-added amplifier and the photon-added phase conjugation, and the relation between the two beamsplitters is represented in Fig. 10. ■

We have a straightforward implication regarding the minimum output entropies of the photon-added phase-conjugation and photon-added amplifier channel.

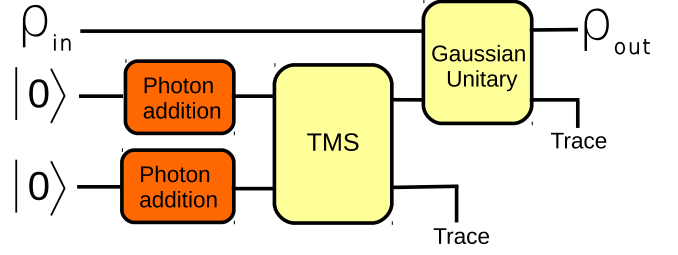


FIG. 11: Showing a schematic for photon-added noisy Gaussian channels. In the absence of photon-addition we obtain the underlying noisy Gaussian channel with noise parameter tuned by the squeeze parameter of the two-mode squeeze (TMS) operator. One can then independently apply photon-addition to each of the environment modes to obtain photon-added noisy Gaussian channels.

Corollary 12. *The minimum output entropy of the photon-added amplifier channel $\mathcal{A}(\kappa; n)$ and the photon-added phase-conjugation channel $\mathcal{C}(\sqrt{\kappa^2 - 1}; n)$ are identical.*

This can be seen from two facts, namely, that the minimum output entropy is achieved on pure states and that for pure inputs, the photon-added amplifier and photon-added phase conjugation have identical output entropy, and thereby, also for the optimal state that minimizes the output entropy.

G. Photon-addition to noisy channels

Until the last section we had considered photon-added quantum-limited Gaussian channels. We now generalize the scheme to incorporate photon-addition to noisy Gaussian channels in a systematic way. To achieve this, we start from the unitary dilation of noisy Gaussian channels and represent them in terms of an environment state that is a vacuum state and this is schematically depicted in Fig. 11. Note that in Sec. IV E we used a representation of noisy Gaussian channels where the environment was in a mixed thermal state. But for the purpose of considering a scheme of photon-added noisy channels we need an environment with a pure state and this is stated as the following lemma.

Lemma 13. *Noisy attenuator, amplifier, and phase-conjugation channels of a single-mode can be realized with a two-mode vacuum environment state followed by a suitable two-mode squeeze transformation before the channel application.*

In Fig. 2 we mentioned a general representation for all Gaussian channels. We refine this representation and include photon-addition in Fig. 11 to provide a uniform framework that includes four special cases. First, in the absence of both the photon-addition and the two-mode squeezing (TMS) we have the representation for

a quantum-limited Gaussian channel. Second, to obtain the noisy version of the Gaussian channel one can tune the squeezing parameter of the TMS and with no photon-addition. Third, to obtain photon-addition to the quantum-limited Gaussian channels we switch off the TMS. Finally, with all elements in place we have photon-addition to noisy Gaussian channels which in turn can be refined into further classes depending on which modes of the environment has the photon-addition.

The usefulness of this representation is that the starting environment state is in the vacuum and we can have a consistent description of photon-addition as in the earlier cases of photon-addition to quantum-limited Gaussian channels. Also the role of each component is made transparent. We will consider the properties of photon-added noisy Gaussian channels elsewhere.

V. CONCLUSIONS

We presented a systematic framework to study non-Gaussian channels. We focused on a special class of channels we call as photon-added Gaussian channels. These channels are realized by extending quantum-limited Gaussian channels with photon-addition applied to the environment state in the Stinespring dilation of these channels. The resulting channels are linear and non-Gaussian in nature. We considered the case of photon-added attenuator, amplifier, and phase conjugator as our main examples.

We then obtained the operator-sum representation of the photon-added channels and studied various implications. We find that for each of the three families of channels there exists an operator-sum representation in which the Kraus operators are real. Furthermore, the positive quadratic operators associated with the Kraus operators can all be taken to be simultaneously diagonal in the Fock basis. This allows for environment-assisted classical information transmission through these channels.

We then derived a series of structure theorems for these channels. The photon-added amplifier, attenuator, and phase-conjugation channels take incoherent states in the Fock basis to incoherent states showing that they belong to the class of the so-called maximally incoherent operations from a resource-theoretic point of view for coherence in the Fock basis. We also see that the photon-added channels are complementary to the photon-added amplifier channels leading to a trivial implication on the minimum output entropy for these channels.

We then showed that the output nonclassicality of the phase conjugation channel can be activated by a non-trivial photon-addition leading to a classicality no-go theorem and we will explore other such implications elsewhere. We also provided a decomposition of noisy Gaussian channels in terms of their respective photon-added quantum-limited channels analogous to the Fock basis representation of a thermal state.

The present study is one approach contributing to the

systematic study of non-Gaussian operations that have not only proved advantageous for many quantum information protocols but are also necessary due to many Gaussian no-go theorems as mentioned in the Introduction. The non-Gaussian channels that we introduced are arguably the simplest class of channels that go beyond the Gaussian scenario.

Furthermore, our method allows for tuning between the Gaussian and non-Gaussian regime in the space of channels through photon-addition where n plays the role of the tuning parameter, with $n = 0$ corresponding to a Gaussian channel and $n > 0$ corresponding to a non-Gaussian channel. Also the photon-added channels considered in this article are experimentally realizable. We believe that there are many applications of the present work in light of the increasing use of non-Gaussian resources in continuous-variable quantum computing, cryptography, and communications tasks.

VI. APPENDIX

A. Structure of quadratic operators $\{T_i^\dagger T_j\}$

For a given channel Φ there are many useful properties that can be inferred from the structure of the corresponding quadratic operators $\{T_i^\dagger[\Phi]T_j[\Phi]\}_{ij}$, where $\{T_j[\Phi]\}_j$ are the Kraus operators of Φ . Extremality is one such example and an application to environment-assisted communication was presented earlier in Sec. IV D.

The set of all channels on a single-mode system form a convex set. Extremal channels are those that lie on the boundary of this convex set and cannot be expressed as a convex combination of other channels. Starting from the structure of the Kraus operators, we state the following conjecture in respect of the photon-added channels and extremality.

Conjecture 14. *The photon-added amplifier, attenuator, and, phase conjugation channels are extremal in the set of all completely positive trace-preserving maps for every $n > 0$.*

The conjecture was shown to hold true for the case $n = 0$, i.e., the Gaussian channel case, in Ref. [52] using a theorem by Choi [59, 60] that tells us that a channel Φ with Kraus operators $\{T_\ell[\Phi]\}_\ell$ is extremal if and only if the set of associated matrices $\{W[\Phi]_{\ell\ell'}\}_{\ell,\ell'}$ defined as

$$W[\Phi]_{\ell\ell'} := T_\ell^\dagger[\Phi]T_{\ell'}[\Phi], \quad \ell, \ell' = 0, 1, \dots, \infty \quad (52)$$

are linearly independent.

We now compute the quadratic operators for each of the channels beginning with the photon-added phase con-

jugation channel.

$$\begin{aligned}
& W[\mathcal{C}(\kappa; n)]_{\ell\ell'} \\
&= d_\kappa^2 \sum_{n_1=0}^{n+\ell} \sum_{m_1=0}^{n+\ell'} \sqrt{\frac{n!\ell!}{(\ell+n-n_1)!n_1!}} \\
&\times \sqrt{\frac{n!\ell!}{(\ell'+n-m_1)!m_1!}} g_3(n, n_1, \ell+n-n_1; \kappa) \\
&\times g_3(n, m_1, \ell'+n-m_1; \kappa) \langle \ell+n-n_1 | \ell'+n-m_1 \rangle \\
&\times |n_1\rangle \langle m_1| \\
&= d_\kappa^2 \sum_{n_1=\max\{0, \ell-\ell'\}}^{n+\ell} \sqrt{\frac{n!^2 \ell! \ell'! (\ell'-\ell+n_1)!^{-1}}{n_1! (\ell-n+n_1)!^2}} \\
&\times g_3(n, n_1, \ell+n-n_1; \kappa) \\
&\times g_3(n, \ell'-\ell+n_1, \ell+n-n_1; \kappa) |n_1\rangle \langle \ell'-\ell+n_1|. \tag{53}
\end{aligned}$$

We next consider the quadratic operators $\{W[\mathcal{B}(\kappa; n)]_{\ell\ell'}\}$ for the attenuator channel. We have by Eq. (18) that

$$\begin{aligned}
& W[\mathcal{B}(\kappa; n)]_{\ell\ell'} = B_\ell^\dagger(\kappa; n) B_{\ell'}(\kappa; n) \\
&= \sum_{n_1=\max\{0, \ell-n\}}^{\infty} \sum_{m_1=\max\{0, \ell-n\}}^{\infty} \sqrt{\frac{(n_1+n-\ell)! \ell!}{n_1! n!}} \\
&\times \sqrt{\frac{(m_1+n-\ell')! \ell'!}{m_1! n!}} g_2(n, \ell, n_1; \kappa) g_2(n, \ell', m_1; \kappa) \\
&\times |n_1\rangle \langle n_1+n-\ell | m_1+n-\ell' \rangle \langle m_1| \\
&= \sum_{n_1=\max\{0, \ell-n, \ell-\ell'\}}^{\infty} \sqrt{\frac{(n_1+n-\ell)!^2 \ell! \ell'!}{n_1! n!^2 (n_1+\ell'-\ell)!}} \\
&\times g_2(n, \ell, n_1; \kappa) g_2(n, \ell', n_1+\ell'-\ell; \kappa) |n_1\rangle \langle n_1+\ell'-\ell|. \tag{54}
\end{aligned}$$

As the final case the operators quadratic in the Kraus operators for the photon-added amplifier channel are given by Eq. (14) to be

$$\begin{aligned}
& W[\mathcal{A}(\kappa; n)]_{\ell\ell'} = A_\ell^\dagger(\kappa; n) A_{\ell'}(\kappa; n) \\
&= \kappa^{-2} \sum_{n_1=\max\{0, n-\ell\}}^{\infty} \sum_{m_1=\max\{0, n-\ell'\}}^{\infty} \\
&\times \sqrt{\frac{n_1! \ell!}{(\ell-n+n_1)! n!}} \sqrt{\frac{m_1! \ell'!}{(\ell'-n+m_1)! n!}} \\
&\times g_1(n, n_1, \ell-n+n_1; \kappa) \langle n_1+\ell-n | m_1+\ell'-n \rangle \\
&\times g_1(n, m_1, \ell'-n+m_1; \kappa) |n_1\rangle \langle m_1| \\
&= \kappa^{-2} \sum_{n_1=\max\{0, n-\ell, \ell'-\ell\}}^{\infty} \sqrt{\frac{n_1! \ell! \ell'! (n_1+\ell-\ell')}{(\ell-n+n_1)!^2 n!^2}} \\
&\times g_1(n, n_1, \ell-n+n_1; \kappa) \\
&\times g_1(n, n_1+\ell-\ell', \ell-n+n_1; \kappa) |n_1\rangle \langle n_1+\ell-\ell'|. \tag{55}
\end{aligned}$$

We see that there are three natural branches corresponding to $\ell < \ell'$, $\ell > \ell'$ and $\ell = \ell'$ in which the corresponding quadratic operators are mutually linearly independent. Proving that the quadratic operators within each branch are also linearly independent would settle Conjecture 14 by the above mentioned Theorem of Choi.

Acknowledgements

The author acknowledges useful discussions with Andreas Winter, Nicolas Cerf and Raul García-Patrón. The author is supported by the ERC, Advanced Grant ‘‘IRQUAT’’, Contract No. ERC-2010-AdG-267386, the Spanish MINECO Project No. FIS2013-40627-P, and the Generalitat de Catalunya CIRIT, Project No. 2014-SGR-966.

-
- [1] V. Parigi, A. Zavatta, M. S. Kim, and M. Bellini, Probing quantum commutation rules by addition and subtraction of single photons to/from a light field, *Science* **317**, 1890 (2007).
- [2] J. Fiurášek, Engineering quantum operations on traveling light beams by multiple photon addition and subtraction, *Phys. Rev. A* **80**, 052822 (2009).
- [3] A. Kitagawa, M. Takeoka, M. Sasaki, and A. Chefles, Entanglement evaluation of non-Gaussian states generated by photon subtraction from squeezed states, *Phys. Rev. A* **73**, 042310 (2006).
- [4] N. Namekata, Y. Takahashi, G. Fujii, D. Fukuda, S. Kurimura and S. Inoue, Non-Gaussian operation based on photon subtraction using a photon-number-resolving detector at a telecommunications wavelength, *Nat. Photonics* **4**, 655 (2010).
- [5] K. Wakui, H. Takahashi, A. Furusawa, and M. Sasaki, Photon subtracted squeezed states generated with periodically poled *KTiOPO*₄, *Opt. Exp.* **15**, 3568 (2007).
- [6] C. Guerlin et. al., Progressive field-state collapse and quantum non-demolition photon counting, *Nature* **448**, 889 (2007).
- [7] K. Miyata et. al., Implementation of a quantum cubic gate by an adaptive non-Gaussian measurement, *Phys. Rev. A* **93**, 022301 (2016).
- [8] T. Tyc and N. Korolkova, Highly non-Gaussian states created via cross-Kerr nonlinearity, *New J. Phys.* **10**, 023041 (2008).
- [9] M. Hofheinz et. al., Generation of Fock states in a superconducting quantum circuit, *Nature* **454**, 310 (2008).
- [10] C. Sayrin et. al., Real-time quantum feedback prepares and stabilizes photon number states, *Nature* **477**, 73 (2011).
- [11] K. R. Motes et. al., Efficient recycling strategies for preparing large Fock states from single-photon sources — Applications to quantum metrology,

- arXiv:1603.00533[quant-ph].
- [12] I. Afek, O. Ambar, and Y. Silberberg, High-NOON states by mixing quantum and classical light, *Science* **328**, 879 (2010).
 - [13] M. Sasaki and M. Suzuki, Multimode theory of measurement-induced non-Gaussian operation on wide-band squeezed light: Analytical formula, *Phys. Rev. A* **73**, 043807 (2006).
 - [14] A. Ourjoumtsev, H. Jeong, R. Tualle-Brouri, and P. Grangier, Generation of optical ‘Schrödinger cats’ from photon number states, *Nature* **448**, 784 (2007).
 - [15] G. S. Agarwal and K. Tara, Nonclassical properties of states generated by the excitations on a coherent state, *Phys. Rev. A* **43**, 492 (1991).
 - [16] A. Zavatta, S. Viciani, and M. Bellini, Quantum-to-Classical Transition with Single-Photon-Added Coherent States of Light, *Science* **306**, 660 (2004).
 - [17] J. Wenger, R. Tualle-Brouri, and P. Grangier, Non-Gaussian Statistics from Individual Pulses of Squeezed Light, *Phys. Rev. Lett.* **92**, 153601 (2004).
 - [18] J. S. Neergaard-Nielsen, B. M. Nielsen, C. Hettich, K. Mølmer, and E. S. Polzik, Generation of a Superposition of Odd Photon Number States for Quantum Information Networks, *Phys. Rev. Lett.* **97**, 083604 (2006).
 - [19] J. Stanojevic et al., Generating non-Gaussian states using collisions between Rydberg polaritons, *Phys. Rev. A* **86**, 021403(R) (2012).
 - [20] J. Eisert, S. Scheel, and M. B. Plenio, Distilling Gaussian states with Gaussian operations is impossible, *Phys. Rev. Lett.* **89**, 137903 (2002).
 - [21] J. Fiurášek, Gaussian transformations and distillation of entangled Gaussian states, *Phys. Rev. Lett.* **89**, 137904 (2002).
 - [22] G. Giedke and J. I. Cirac, Characterization of Gaussian operations and distillation of Gaussian states, *Phys. Rev. A* **66**, 032316 (2002).
 - [23] R. Namiki, O. Gittsovich, S. Guha, and N. Lütkenhaus, Gaussian-only regenerative stations cannot act as quantum repeaters, *Phys. Rev. A* **90**, 062316 (2014).
 - [24] N. J. Cerf, O. Krüger, P. Navez, R. F. Werner, and M. M. Wolf, Non-Gaussian Cloning of Quantum Coherent States is Optimal, *Phys. Rev. Lett.* **95**, 070501 (2005).
 - [25] J. Niset, J. Fiurášek, and N. J. Cerf, No-Go Theorem for Gaussian Quantum Error Correction, *Phys. Rev. Lett.* **102**, 120501 (2009).
 - [26] L. Magnin, F. Magniez, A. Leverrier, and N. J. Cerf, Strong no-go theorem for Gaussian quantum bit commitment, *Phys. Rev. A* **81**, 010302(R) (2010).
 - [27] M. Ohliger, K. Kieling, and J. Eisert, Limitations of quantum computing with Gaussian cluster states, *Phys. Rev. A* **82**, 042336 (2010).
 - [28] G. Adesso, F. Dell’Anno, S. De Siena, F. Illuminati, and L. A. M. Souza, Optimal estimation of losses at the ultimate quantum limit with non-Gaussian states, *Phys. Rev. A* **79**, 040305(R) (2009).
 - [29] A. Ourjoumtsev, A. Dantan, R. Tualle-Brouri, and P. Grangier, Increasing Entanglement between Gaussian States by Coherent Photon Subtraction, *Phys. Rev. Lett.* **98**, 030502 (2007).
 - [30] H. Yakahashi, J. S. Neergaard-Nielsen, M. Takeuchi, M. Takeoka, K. Hayasaka, A. Furusawa, and M. Sasaki, Entanglement distillation from Gaussian input states, *Nat. Photonics* **4**, 178 (2010).
 - [31] K. K. Sabapathy, J. S. Ivan, and R. Simon, Robustness of Non-Gaussian Entanglement against Noisy Amplifier and Attenuator Environments, *Phys. Rev. Lett.* **107**, 130501 (2011).
 - [32] C. Navarrete-Benlloch, R. García-Patrón, J. H. Shapiro, and N. J. Cerf, Enhancing quantum entanglement by photon addition and subtraction, *Phys. Rev. A* **86**, 012328 (2012).
 - [33] S. Olivares, M. G. A. Paris, and R. Bonifacio, Teleportation improvement by inconclusive photon subtraction, *Phys. Rev. A* **67**, 032314 (2003).
 - [34] T. Opatrny, G. Kurizki, and D.-G. Welsch, Improvement on teleportation of continuous variables by photon subtraction via conditional measurement, *Phys. Rev. A* **61**, 032302 (2000).
 - [35] F. Dell’Anno, S. De Siena, L. Albano, and F. Illuminati, Continuous-variable quantum teleportation with non-Gaussian resources, *Phys. Rev. A* **76**, 022301 (2007).
 - [36] S. Lloyd and S. L. Braunstein, Quantum Computation over Continuous Variables, *prl* **82**, 1784 (1999).
 - [37] S. D. Bartlett and B. C. Sanders, Universal continuous-variable quantum computation: Requirement of optical nonlinearity for photon counting, *Phys. Rev. A* **65**, 042304 (2002).
 - [38] N. C. Menicucci et al., Universal Quantum Computation with Continuous-Variable Cluster States, *Phys. Rev. Lett.* **97**, 110501 (2006).
 - [39] S. Ghose and B. C. Sanders, Non-Gaussian ancilla states for continuous variable quantum computation via Gaussian maps, *J. Mod. Opt.* **54**, 855 (2007).
 - [40] B. M. Terhal, I. L. Chuang, D. P. DiVincenzo, M. Grassl, and J. A. Smolin, Simulating quantum operations with mixed environments, *Phys. Rev. A* **60**, 881 (1999).
 - [41] S. Karumanchi, S. Mancini, A. Winter, and D. Yang, Quantum Channel Capacities with Passive Environment Assistance, *IEEE Trans. Inf. Theory* **62**, 1733 (2016).
 - [42] S. Karumanchi, S. Mancini, A. Winter, and D. Yang, Classical capacities of quantum channels with environment assistance, arXiv:1602.02036 [quant-ph].
 - [43] J. A. Smolin, F. Verstraete, A. Winter, Entanglement of assistance and multipartite state distillation, *Phys. Rev. A* **72**, 052317, 2005.
 - [44] M. Gregoratti and R. F. Werner, Quantum lost and found, *J. Mod. Opt.* **50**, 915 (2003).
 - [45] M. Gregoratti and R. F. Werner, On quantum error-correction by classical feedback in discrete time, *J. Math. Phys.* **45**, 2600 (2004).
 - [46] P. Hayden and C. King, Correcting quantum channels by measuring the environment, *Quantum Inf. Comput.* **5**, 156 (2005).
 - [47] K. Kraus, States, Effects, and Operations: Fundamental Notions in Quantum Theory, *Lecture Notes in Physics* Vol. 190, (Springer-Verlag, Berlin, 1983).
 - [48] J. S. Ivan, K. K. Sabapathy, R. Simon, Nonclassicality breaking is the same as entanglement breaking for bosonic Gaussian channels, *Phys. Rev. A* **88**, 032302 (2013).
 - [49] K. K. Sabapathy, Quantum-optical channels that output only classical states, *Phys. Rev. A* **92**, 052301 (2015).
 - [50] A. S. Holevo and R. F. Werner, Evaluating capacities of bosonic Gaussian channels, *Phys. Rev. A* **63**, 032312 (2001).
 - [51] R. Simon, Peres-Horodecki Separability Criterion for Continuous Variable Systems, *Phys. Rev. Lett.* **84** 2726 (2000).

- [52] J. S. Ivan, K. K. Sabapathy, and R. Simon, Operator-sum representation for bosonic Gaussian channels, *Phys. Rev. A* **84**, 042311 (2011).
- [53] K. K. Sabapathy, Process output nonclassicality and nonclassicality depth of quantum-optical channels, *Phys. Rev. A* **93**, 042103 (2016).
- [54] L. Lütkenhaus and S. M. Barnett, Nonclassical effects in phase space, *Phys. Rev. A* **51**, 3340 (1995).
- [55] A. Winter and D. Yang, Operational Resource Theory of Coherence, *Phys. Rev. Lett.* **116**, 120404 (2016).
- [56] T. Baumgratz, M. Cramer, and M.B. Plenio, Quantifying Coherence, *Phys. Rev. Lett.* **113**, 140401 (2014).
- [57] E. Chitambar and G. Gour, Are Incoherent Operations Physically Consistent? A Critical Examination of Incoherent Operations, arxiv:1602.06969 [quant-ph].
- [58] F. Caruso, V. Giovannetti, and A. S. Holevo, One-mode bosonic Gaussian channels: a full weak-degradability classification, *New J. Phys.* **8**, 310 (2006).
- [59] M. D. Choi, Completely positive linear maps on complex matrices, *Lin. Alg. Appl.* **10**, 285 (1975).
- [60] S.-K. Tsui, Completely positive module maps and completely positive extreme maps, *Proc. Am. Math. Soc.* **124**, 437 (1996).