

# Tuning Parameter Selection in High-Dimensional Penalized Likelihood

YINGYING FAN AND CHENG YONG TANG \*

## Abstract

Determining how to appropriately select the tuning parameter is essential in penalized likelihood methods for high-dimensional data analysis. We examine this problem in the setting of penalized likelihood methods for generalized linear models, where the dimensionality of covariates  $p$  is allowed to increase exponentially with the sample size  $n$ . We propose to select the tuning parameter by optimizing the generalized information criterion (GIC) with an appropriate model complexity penalty. To ensure that we consistently identify the true model, a range for the model complexity penalty is identified in GIC. We find that this model complexity penalty should diverge at the rate of some power of  $\log p$  depending on the tail probability behavior of the response variables. This reveals that using the AIC or BIC to select the tuning parameter may not be adequate for consistently identifying the true model. Based on our theoretical study, we propose a uniform choice of the model complexity penalty and show that the proposed approach consistently identifies the true model among candidate models with asymptotic probability one. We justify the performance of the proposed procedure by numerical simulations and a gene expression data analysis.

*Keywords:* Generalized linear model; Generalized information criterion, Penalized likelihood; Tuning parameter selection; Variable Selection.

---

\*Marshall School of Business, University of Southern California, and Department of Statistics and Applied Probability, National University of Singapore. We thank the Editor, the AE, and two referees for their insightful comments and constructive suggestions that have greatly improved the presentation of the paper. Fan's work was partially supported by NSF CAREER Award DMS-1150318 and Grant DMS-0906784, and 2010 Zumberge Individual Award from USC's James H. Zumberge Faculty Research and Innovation Fund. Tang acknowledges support from National University of Singapore Academic Research Grants and a Research Grant from Risk Management Institute, National University of Singapore.

# 1 Introduction

Various types of high-dimensional data are encountered in multiple disciplines when solving practical problems, for example, gene expression data for disease classifications (Golub et al., 1999), financial market data for portfolio construction and assessment (Jagannathan and Ma, 2003), and spatial earthquake data for geographical analysis (van der Hilst et al., 2007), among many others. To meet the challenges in analyzing high-dimensional data, penalized likelihood methods have been extensively studied; see Hastie et al. (2009) and Fan and Lv (2010) for overviews among a large amount of recent literature.

Though demonstrated effective in analyzing high-dimensional data, the performance of penalized likelihood methods depends on the choice of the tuning parameters, which controls the trade-off between the bias and variance in resulting estimators (Hastie et al., 2009; Fan and Lv, 2010). Generally speaking, the optimal properties of those penalized likelihood methods require certain specifications of the optimal tuning parameters (Fan and Lv, 2010). On the other hand, theoretically quantified optimal tuning parameters are not practically feasible, because they are valid only asymptotically and usually depend on unknown nuisance parameters in the true model. Therefore, in practical implementations, penalized likelihood methods are usually applied with a sequence of tuning parameters resulting in a corresponding collection of models. Then, selecting an appropriate model and equivalently the corresponding tuning parameter becomes an important question of interest, both theoretically and practically.

Traditionally in model selection, cross-validation and information criteria – including AIC (Akaike, 1973) and BIC (Schwarz, 1978) – are widely applied. A generalized information criterion (Nishii, 1984) is constructed as follows:

$$\text{measure of model fitting} + a_n \times \text{measure of model complexity}, \quad (1.1)$$

where  $a_n$  is some positive sequence that depends only on the sample size  $n$  and that controls the penalty on model complexity. The rationale of the information criteria for model selection is that the true model can uniquely optimize the information criterion (1.1) by appropriately choosing  $a_n$ . Hence, the choice of  $a_n$  becomes crucial for effectively identifying the true model. The minus log likelihood is commonly used as a measure of the model fitting, and  $a_n$  is 2 and  $\log n$  in the AIC and BIC respectively. It is known that the BIC can identify the true model consistently in linear regression with fixed dimensional covariates, while the AIC may fail due to overfitting (Shao, 1997). Meanwhile, cross-validation is shown asymptotically equivalent to the AIC (Yang, 2005) so that they behave similarly.

When applying penalized likelihood methods, existing model selection criteria are

naturally incorporated to select the tuning parameter. Analogously to those results for model selection, Wang et al. (2007) showed that the tuning parameter selected by the BIC criterion can identify the true model consistently for the SCAD approach in Fan and Li (2001), while the AIC and cross-validation may fail to play such a role (see also Zhang et al., 2010). However, those studies on tuning parameter selection for penalized likelihood methods are mainly for fixed dimensionality. Wang et al. (2009) recently considered the tuning parameter selection in the setting of linear regression with diverging dimensionality and showed that a modified BIC criterion continues to work for tuning parameter selection. However, their analysis is confined to the penalized least-squares method, and the dimensionality  $p$  of covariates is not allowed to exceed the sample size  $n$ . We also refer to Chen and Chen (2008) for a recent study on an extended BIC and its property for Gaussian linear models, and Wang and Zhu (2011) for tuning parameter selection in high-dimensional penalized least-squares.

The current trend of high-dimensional data analysis poses new challenges for tuning parameter selection. To the best of our knowledge, there is no existing work accommodating tuning parameter selection for general penalized likelihood methods when the dimensionality  $p$  grows exponentially with the sample size  $n$ , i.e.  $\log p = O(n^\kappa)$  for some  $\kappa > 0$ . The problem is challenging in a few aspects. First, note that there are generally no explicit forms of the maximum likelihood estimates for models other than the linear regression model, which makes it more difficult to characterize the asymptotic performance of the first part of (1.1). Second, the exponentially growing dimensionality  $p$  induces a huge number of candidate models. One may reasonably conjecture that the true model may be differentiated from a specific candidate model with probability tending to 1 as  $n \rightarrow \infty$ . However, the probability that the true model is not dominated by any of the candidate models may not be straightforward to calculate, and an inappropriate choice of  $a_n$  in (1.1) may even cause the model selection consistency to fail.

We explore in this paper the tuning parameter selection for penalized generalized linear regression, with the penalized Gaussian linear regression as a special case, in which the dimensionality  $p$  is allowed to increase exponentially fast with the sample size  $n$ . We systematically examine the generalized information criterion, and our analysis reveals the connections among the model complexity penalty  $a_n$ , the data dimensionality  $p$ , and the tail probability distribution of the response variables, for consistently identifying the true model. Subsequently, we identify a range of  $a_n$  such that the tuning parameter selected by optimizing the generalized information criterion can achieve model selection consistency. We find that when  $p$  grows polynomially with sample size  $n$ , the modified BIC criteria (Wang et al., 2009) can still be successful in tuning parameter selection. But when  $p$  grows exponentially with sample size  $n$ ,  $a_n$  should diverge with some power

of  $\log p$ , where the power depends on the tail distribution of response variables. This produces a phase diagram of how the model complexity penalty should adapt to the growth of sample size  $n$  and dimensionality  $p$ . Our theoretical investigations, numerical implementations by simulations, and a data analysis illustrate that the proposed approach can be effectively and conveniently applied in practice. As demonstrated in Figure 3 for analyzing a gene expression data-set, we find that a single gene identified by the proposed approach can be very informative in predictively differentiating between two types of leukemia patients.

The rest of this paper is organized as follows. In Section 2, we outline the problem and define the model selection criterion GIC. To study GIC, we first investigate the asymptotic property of a proxy of GIC in Section 3, and we summarize the main result of the paper in Section 4. Section 5 demonstrates the proposed approach via numerical examples of simulations and gene expression data analysis, and Section 6 contains the technical conditions and some intermediate results. The technical proofs are contained in the Appendix.

## 2 Penalized Generalized Linear Regression and Tuning Parameter Selection

Let  $\{(\mathbf{x}_i, Y_i)\}_{i=1}^n$  be independent data with the scalar response variable  $Y_i$  and the corresponding  $p$ -dimensional covariate vector  $\mathbf{x}_i$  for the  $i$ th observation. We consider the generalized linear model (McCullagh and Nelder, 1989) with the conditional density function of  $Y_i$  given  $\mathbf{x}_i$

$$f_i(y_i; \theta_i, \phi) = \exp\{y_i\theta_i - b(\theta_i) + c(y_i, \phi)\}, \quad (2.1)$$

where  $\theta_i = \mathbf{x}_i^T \boldsymbol{\beta}$  is the canonical parameter with  $\boldsymbol{\beta}$  a  $p$ -dimensional regression coefficient,  $b(\cdot)$  and  $c(\cdot, \cdot)$  are some suitably chosen known functions,  $E[Y_i | \mathbf{x}_i] = \mu_i = b'(\theta_i)$ ,  $g(\mu_i) = \theta_i$  is the link function, and  $\phi$  is a known scale parameter. Thus, the log-likelihood function for  $\boldsymbol{\beta}$  is given by

$$\ell_n(\boldsymbol{\beta}) = \sum_{i=1}^n \{Y_i \mathbf{x}_i^T \boldsymbol{\beta} - b(\mathbf{x}_i^T \boldsymbol{\beta}) + c(Y_i, \phi)\}. \quad (2.2)$$

The dimensionality  $p$  in our study is allowed to increase with sample size  $n$  exponentially fast – i.e.,  $\log p = O(n^\kappa)$  for some  $\kappa > 0$ . To enhance the model fitting accuracy and ensure the model identifiability, it is commonly assumed that the true population parameter  $\boldsymbol{\beta}_0$  is sparse, with only a small fraction of nonzeros (Tibshirani,

1996; Fan and Li, 2001). Let  $\alpha_0 = \text{supp}(\boldsymbol{\beta}_0)$  be the support of the true model consisting of indices of all non-zero components in  $\boldsymbol{\beta}_0$ , and let  $s_n = |\alpha_0|$  be the number of true covariates, which may increase with  $n$  and which satisfies  $s_n = o(n)$ . To ease the presentation, we suppress the dependence of  $s_n$  on  $n$  whenever there is no confusion. By using compact notations, we write  $\mathbf{Y} = (Y_1, \dots, Y_n)^T$  as the  $n$ -vector of response,  $\mathbf{X} = (\mathbf{x}_1, \dots, \mathbf{x}_n)^T = (\tilde{\mathbf{x}}_1, \dots, \tilde{\mathbf{x}}_p)$  as the  $n \times p$  fixed design matrix, and  $\boldsymbol{\mu} = \mathbf{b}'(\mathbf{X}\boldsymbol{\beta}) = (b'(\mathbf{x}_1^T\boldsymbol{\beta}), \dots, b'(\mathbf{x}_n^T\boldsymbol{\beta}))^T$  as the mean vector. We standardize each column of  $\mathbf{X}$  so that  $\|\tilde{\mathbf{x}}_j\|_2 = \sqrt{n}$  for  $j = 1, \dots, p$ .

In practice, the true parameter  $\boldsymbol{\beta}_0$  is unknown and needs to be estimated from data. Penalized likelihood methods have attracted substantial attention recently for simultaneously selecting and estimating the unknown parameters. The penalized maximum likelihood estimator (MLE) is broadly defined as

$$\hat{\boldsymbol{\beta}}^{\lambda_n} = \arg \max_{\boldsymbol{\beta} \in \mathbf{R}^p} \left\{ \ell_n(\boldsymbol{\beta}) - n \sum_{j=1}^p p_{\lambda_n}(|\beta_j|) \right\}, \quad (2.3)$$

where  $p_{\lambda_n}(\cdot)$  is some penalty function with tuning parameter  $\lambda_n \geq 0$ . For simplicity, we suppress the dependence of  $\lambda_n$  on  $n$  and write it as  $\lambda$  when there is no confusion. Let  $\alpha_\lambda = \text{supp}(\hat{\boldsymbol{\beta}}^\lambda)$  be the model identified by the penalized likelihood method with tuning parameter  $\lambda$ .

For the penalized likelihood method to successfully identify the underlying true model and enjoy desirable properties, it is critically important to choose an appropriate tuning parameter  $\lambda$ . Intuitively, a too large (small) tuning parameter imposes an excessive (inadequate) penalty on the magnitude of the parameter so that the support of  $\hat{\boldsymbol{\beta}}^\lambda$  is different from that of the true model  $\alpha_0$ . Clearly, a meaningful discussion of tuning parameter selection in (2.3) requires the existence of a  $\lambda_0$  such that  $\alpha_{\lambda_0} = \alpha_0$ , which has been established in various model settings when different penalty functions are used; see, for example, Zhao and Yu (2006), Lv and Fan (2009), and Fan and Lv (2011).

To identify the  $\lambda_0$  that leads to the true model  $\alpha_0$ , we propose to use the generalized information criterion (GIC):

$$\text{GIC}_{a_n}(\lambda) = \frac{1}{n} \{ D(\hat{\boldsymbol{\mu}}_\lambda; \mathbf{Y}) + a_n |\alpha_\lambda| \}, \quad (2.4)$$

where  $a_n$  is a positive sequence depending only on  $n$  and  $D(\hat{\boldsymbol{\mu}}_\lambda; \mathbf{Y})$  is the scaled deviation measure defined as the scaled log-likelihood ratio of the saturated model and the candidate model with parameter  $\hat{\boldsymbol{\beta}}^\lambda$ ; i.e.,

$$D(\hat{\boldsymbol{\mu}}_\lambda; \mathbf{Y}) = 2\{\ell_n(\mathbf{Y}; \mathbf{Y}) - \ell_n(\hat{\boldsymbol{\mu}}_\lambda; \mathbf{Y})\} \quad (2.5)$$

with  $\ell_n(\boldsymbol{\mu}; \mathbf{Y})$  the log-likelihood function (2.2) expressed as a function of  $\boldsymbol{\mu}$  and  $\mathbf{Y}$ , and  $\widehat{\boldsymbol{\mu}}_\lambda = \mathbf{b}'(\mathbf{X}\widehat{\boldsymbol{\beta}}^\lambda)$ . The scaled deviation measure is used to evaluate the goodness-of-fit. It reduces to the sum of squared residuals in Gaussian linear regression. The second component in the definition of GIC (2.4) is a penalty on the model complexity. So, intuitively, GIC trades off between the model fitting and the model complexity by appropriately choosing  $a_n$ . When  $a_n = 2$  and  $\log n$ , (2.4) becomes the classical AIC (Akaike, 1973) and BIC (Schwarz, 1978), respectively. The modified BIC (Wang et al., 2009) corresponds to  $a_n = C_n \log n$  with a diverging  $C_n$  sequence. The scaled deviation measure and GIC are also studied in Zhang et al. (2010) for regularization parameter selection in a fixed dimensional setting.

Our problem of interest now becomes how to appropriately choose  $a_n$  such that the tuning parameter  $\lambda_0$  can be consistently identified by minimizing (2.4) with respect to  $\lambda$  – i.e., with probability tending to 1 –

$$\inf_{\{\lambda > 0: \alpha_\lambda \neq \alpha_0\}} \text{GIC}_{a_n}(\lambda) - \text{GIC}_{a_n}(\lambda_0) > 0. \quad (2.6)$$

From (2.4) and (2.6), we can see clearly that to study the choice of  $a_n$ , it is essential to investigate the asymptotic properties of  $D(\widehat{\boldsymbol{\mu}}_\lambda; \mathbf{Y})$  uniformly over a range of  $\lambda$ . Directly studying  $D(\widehat{\boldsymbol{\mu}}_\lambda; \mathbf{Y})$  is challenging because  $\widehat{\boldsymbol{\mu}}_\lambda$  depends on  $\widehat{\boldsymbol{\beta}}^\lambda$ , which is the maximizer of a possibly non-concave function (2.3); thus, it takes no explicit form, and more critically, its uniform asymptotic properties are difficult to establish. To overcome these difficulties, we introduce a proxy of  $\text{GIC}_{a_n}(\lambda)$ , which is defined as

$$\text{GIC}_{a_n}^*(\alpha) = \frac{1}{n} \{D(\widehat{\boldsymbol{\mu}}_\alpha^*; \mathbf{Y}) + a_n |\alpha|\} \quad (2.7)$$

for a given model support  $\alpha \subset \{1, \dots, p\}$  that collects indices of all included covariates, and  $\widehat{\boldsymbol{\mu}}_\alpha^* = \mathbf{b}'(\mathbf{X}\widehat{\boldsymbol{\beta}}^*(\alpha))$  with  $\widehat{\boldsymbol{\beta}}^*(\alpha)$  being the unpenalized maximum likelihood estimator (MLE) restricted to the space  $\{\boldsymbol{\beta} \in \mathbf{R}^p : \text{supp}(\boldsymbol{\beta}) = \alpha\}$ ; that is,

$$\widehat{\boldsymbol{\beta}}^*(\alpha) = \arg \max_{\{\boldsymbol{\beta} \in \mathbf{R}^p: \text{supp}(\boldsymbol{\beta}) = \alpha\}} \ell_n(\boldsymbol{\beta}). \quad (2.8)$$

The critical difference between (2.4) and (2.7) is that  $\text{GIC}_{a_n}(\lambda)$  is a function of  $\lambda$  depending on the penalized MLE  $\widehat{\boldsymbol{\beta}}^\lambda$ , while  $\text{GIC}_{a_n}^*(\alpha)$  is a function of model  $\alpha$  depending on the corresponding unpenalized MLE  $\widehat{\boldsymbol{\beta}}^*(\alpha)$ . Under some signal-strength assumptions and some regularity conditions,  $\widehat{\boldsymbol{\beta}}^{\lambda_0}$  and  $\widehat{\boldsymbol{\beta}}^*(\alpha_0)$  are close to each other asymptotically (Zhang and Huang, 2006; Fan and Li, 2001; Lv and Fan, 2009). As a consequence,  $\text{GIC}_{a_n}(\lambda_0)$  and  $\text{GIC}_{a_n}^*(\alpha_0)$  are also asymptotically close, as formally presented in the following proposition:

**Proposition 1.** *Under Conditions 1, 2, and 4 in Section 6, if  $p'_{\lambda_0}(\frac{1}{2} \min_{j \in \alpha_0} |\beta_{0j}|) = o(s^{-1/2}n^{-1/2}a_n^{1/2})$ , then*

$$GIC_{a_n}(\lambda_0) - GIC_{a_n}^*(\alpha_0) = o_p(n^{-1}a_n). \quad (2.9)$$

Furthermore, it follows from the definition of  $\widehat{\boldsymbol{\beta}}^*(\alpha)$  that for any  $\lambda > 0$ ,  $GIC_{a_n}(\lambda) \geq GIC_{a_n}^*(\alpha_\lambda)$ . Therefore, Proposition 1 entails

$$\begin{aligned} GIC_{a_n}(\lambda) - GIC_{a_n}(\lambda_0) &\geq (GIC_{a_n}^*(\alpha_\lambda) - GIC_{a_n}^*(\alpha_0)) + (GIC_{a_n}^*(\alpha_0) - GIC_{a_n}(\lambda_0)) \\ &= (GIC_{a_n}^*(\alpha_\lambda) - GIC_{a_n}^*(\alpha_0)) + o_p(n^{-1}a_n). \end{aligned} \quad (2.10)$$

Hence, the difficulties of directly studying GIC can be overcome by using the proxy  $GIC^*$  as a bridge, whose properties are elaborated in the next section.

## 3 Asymptotic Properties of the Proxy GIC

### 3.1 Underfitted Models

From (2.7), the properties of  $GIC^*$  depend upon the unpenalized MLE  $\widehat{\boldsymbol{\beta}}^*(\alpha)$  and scaled deviance measure  $D(\widehat{\boldsymbol{\mu}}_\alpha^*; \mathbf{Y})$ . When the truth  $\alpha_0$  is given, it is well known from classical statistical theory that  $\widehat{\boldsymbol{\beta}}^*(\alpha_0)$  consistently estimates the population parameter  $\boldsymbol{\beta}_0$ . However, such a result is less intuitive if  $\alpha \neq \alpha_0$ . In fact, as shown in Proposition 2 in Section 6, uniformly for all  $|\alpha| \leq K$  for some positive integer  $K > s$  and  $K = o(n)$ ,  $\widehat{\boldsymbol{\beta}}^*(\alpha)$  converges in probability to the minimizer  $\boldsymbol{\beta}^*(\alpha)$  of the following Kullback-Leibler (KL) divergence:

$$I(\boldsymbol{\beta}(\alpha)) = E[\log(f^*/g_\alpha)] = \sum_{i=1}^n \{b'(\mathbf{x}_i^T \boldsymbol{\beta}_0) \mathbf{x}_i^T (\boldsymbol{\beta}_0 - \boldsymbol{\beta}(\alpha)) - b(\mathbf{x}_i^T \boldsymbol{\beta}_0) + b(\mathbf{x}_i^T \boldsymbol{\beta}(\alpha))\}, \quad (3.1)$$

where  $\boldsymbol{\beta}(\alpha)$  is a  $p$ -dimensional parameter vector with support  $\alpha$ ,  $f^*$  is the density of the underlying true model, and  $g_\alpha$  is the density of the model with population parameter  $\boldsymbol{\beta}(\alpha)$ . Intuitively, model  $\alpha$  coupled with the population parameter  $\boldsymbol{\beta}^*(\alpha)$  has the smallest KL divergence from the truth among all models with support  $\alpha$ . Since the KL divergence is non-negative and  $I(\boldsymbol{\beta}_0) = 0$ , the true parameter  $\boldsymbol{\beta}_0$  is a global minimizer of (3.1). To ensure identifiability, we assume that (3.1) has a unique minimizer  $\boldsymbol{\beta}^*(\alpha)$  for every  $\alpha$  satisfying  $|\alpha| \leq K$ . This unique minimizer assumption will be further discussed in Section 6. Thus, it follows immediately that  $\boldsymbol{\beta}^*(\alpha) = \boldsymbol{\beta}_0$  for all  $\alpha \supseteq \alpha_0$  with  $|\alpha| \leq K$ , and consequently,  $I(\boldsymbol{\beta}^*(\alpha)) = 0$ . Hereinafter, we refer to the population model  $\alpha$  as the one associated with the population parameter  $\boldsymbol{\beta}^*(\alpha)$ . We refer to  $\alpha$  as an overfitted model if  $\alpha \supsetneq \alpha_0$ , and as an underfitted model if  $\alpha \not\supseteq \alpha_0$ .



For an underfitted population model  $\alpha$ , the KL divergence  $I(\boldsymbol{\beta}^*(\alpha))$  measures the deviance from the truth due to missing at least one true covariate. Therefore, we define

$$\delta_n = \inf_{\substack{\alpha \neq \alpha_0 \\ |\alpha| \leq K}} \frac{1}{n} I(\boldsymbol{\beta}^*(\alpha)) \quad (3.2)$$

as an essential measure of the smallest signal strength of the true covariates, which effectively controls the extent to which the true model can be distinguished from underfitted models.

Let  $\boldsymbol{\mu}_\alpha^* = \mathbf{b}'(\mathbf{X}\boldsymbol{\beta}^*(\alpha))$  and  $\boldsymbol{\mu}_0 = \mathbf{b}'(\mathbf{X}\boldsymbol{\beta}_0)$  be the population mean vectors corresponding to the parameter  $\boldsymbol{\beta}^*(\alpha)$  and the true parameter  $\boldsymbol{\beta}_0$ , respectively. It can be seen from definition (3.1) that

$$I(\boldsymbol{\beta}^*(\alpha)) = \frac{1}{2} E[D(\boldsymbol{\mu}_\alpha^*; \mathbf{Y}) - D(\boldsymbol{\mu}_0; \mathbf{Y})].$$

Hence,  $2I(\boldsymbol{\beta}^*(\alpha))$  is the population version of the difference between  $D(\widehat{\boldsymbol{\mu}}_\alpha^*; \mathbf{Y})$  and  $D(\widehat{\boldsymbol{\mu}}_0^*; \mathbf{Y})$ , where  $\widehat{\boldsymbol{\mu}}_0^* = \widehat{\boldsymbol{\mu}}_{\alpha_0}^* = \mathbf{b}'(\mathbf{X}\widehat{\boldsymbol{\beta}}^*(\alpha_0))$  is the estimated population mean vector knowing the truth  $\alpha_0$ . Therefore, the KL divergence  $I(\cdot)$  can be intuitively understood as a population distance between a model  $\alpha$  and the truth  $\alpha_0$ . The following theorem formally characterizes the uniform convergence result of the difference of scaled deviance measures to its population version  $2I(\boldsymbol{\beta}^*(\alpha))$ .

**Theorem 1.** *Under Conditions 1 and 2 in Section 6, as  $n \rightarrow \infty$ ,*

$$\sup_{\substack{|\alpha| \leq K \\ \alpha \in \{1, \dots, p\}}} \frac{1}{n|\alpha|} |D(\widehat{\boldsymbol{\mu}}_\alpha^*; \mathbf{Y}) - D(\widehat{\boldsymbol{\mu}}_0^*; \mathbf{Y}) - 2I(\boldsymbol{\beta}^*(\alpha))| = O_p(R_n),$$

when either a) the  $Y_i$ 's are bounded or Gaussian distributed,  $R_n = \sqrt{(\log p)/n}$ , and  $\log p = o(n)$ ; or b) the  $Y_i$ 's are unbounded and non-Gaussian distributed, the design matrix satisfies  $\max_{ij} |x_{ij}| = O(n^{\frac{1}{2}-\tau})$  with  $\tau \in (0, 1/2]$ , Condition 3 holds,  $R_n = \sqrt{(\log p)/n} + m_n^2(\log p)/n$ , and  $\log p = o(\min\{n^{2\tau}(\log n)^{-1}K^{-2}, nm_n^{-2}\})$  with  $m_n$  defined in Condition 3.

Theorem 1 ensures that for any model  $\alpha$  satisfying  $|\alpha| \leq K$ ,

$$\text{GIC}_{a_n}^*(\alpha) - \text{GIC}_{a_n}^*(\alpha_0) = \frac{2}{n} I(\boldsymbol{\beta}^*(\alpha)) + (|\alpha| - |\alpha_0|)(a_n n^{-1} - O_p(R_n)). \quad (3.3)$$

Hence, it implies that if a model  $\alpha$  is far away from the truth – i.e.,  $I(\boldsymbol{\beta}^*(\alpha))$  is large – then this population discrepancy can be detected by looking at the sample value of the proxy  $\text{GIC}_{a_n}^*(\alpha)$ .



Combining (3.2) with (3.3), we immediately find that if  $\delta_n K^{-1} R_n^{-1} \rightarrow \infty$  as  $n \rightarrow \infty$  and  $a_n$  is chosen such that  $a_n = o(s^{-1} n \delta_n)$ , then, for large enough  $n$ ,

$$\inf_{\alpha \not\supseteq \alpha_0, |\alpha| \leq K} \text{GIC}_{a_n}^*(\alpha) - \text{GIC}_{a_n}^*(\alpha_0) > \delta_n - s a_n n^{-1} - O_p(K R_n) \geq \delta_n/2, \quad (3.4)$$

with probability tending to 1. Thus, (3.4) indicates that as long as the signal  $\delta_n$  is not decaying to zero too fast, any underfitted model leads to a non-negligible increment in the proxy  $\text{GIC}^*$ . This guarantees that minimizing  $\text{GIC}_{a_n}^*(\alpha)$  with respect to  $\alpha$  can identify the true model  $\alpha_0$  among all underfitted models asymptotically.

On the other hand, however, for any overfitted model  $\alpha \supsetneq \alpha_0$  with  $|\alpha| \leq K$ ,  $\beta^*(\alpha) = \beta_0$ , and thus  $I(\beta^*(\alpha)) = 0$ . Consequently, the true model  $\alpha_0$  cannot be differentiated from an overfitted model  $\alpha$  using the formulation (3.3). In fact, the study of overfitted models is far more difficult in a high-dimensional setting, as detailed in the next subsection.

## 3.2 Overfitted Models: The Main Challenge

It is known that for an overfitted model  $\alpha$ , the difference of scaled deviation measures

$$D(\hat{\mu}_\alpha^*; \mathbf{Y}) - D(\hat{\mu}_0; \mathbf{Y}) = 2(\ell_n(\hat{\mu}_\alpha^*; \mathbf{Y}) - \ell_n(\hat{\mu}_0; \mathbf{Y})) \quad (3.5)$$

follows asymptotically the  $\chi^2$  distribution with  $|\alpha| - |\alpha_0|$  degrees of freedom when  $p$  is fixed. Since there are only a finite number of candidate models for fixed  $p$ , a model complexity penalty diverging to infinity at an appropriate rate with sample size  $n$  facilitates an information criterion to identify the true model consistently; see, for example, Shao (1997), Bai et al. (1999), Wang et al. (2007), Zhang et al. (2010), and references therein. However, when  $p$  grows with  $n$ , the device in traditional model selection theory cannot be carried forward. Substantial challenges arise from two aspects. One is how to characterize the asymptotic probabilistic behavior of (3.5) when  $|\alpha| - |\alpha_0|$  itself is diverging. The other is how to deal with so many candidate models, the number of which grows combinatorially fast with  $p$ .

Let  $\mathbf{H}_0 = \text{diag}\{\mathbf{b}''(\mathbf{X}\beta_0)\}$  be the diagonal matrix of the variance of  $\mathbf{Y}$ , and  $\mathbf{X}_\alpha$  be a submatrix of  $\mathbf{X}$  formed by columns whose indices are in  $\alpha$ . For any overfitted model  $\alpha$ , we define the associated projection matrix as

$$\mathbf{B}_\alpha = \mathbf{H}_0^{1/2} \mathbf{X}_\alpha (\mathbf{X}_\alpha^T \mathbf{H}_0 \mathbf{X}_\alpha)^{-1} \mathbf{X}_\alpha^T \mathbf{H}_0^{1/2}. \quad (3.6)$$

When the  $Y_i$ 's are Gaussian,  $\hat{\beta}^*(\alpha)$  is the least-squares estimate and admits an explicit form so that direct calculations yield

$$D(\hat{\mu}_\alpha^*; \mathbf{Y}) - D(\hat{\mu}_0; \mathbf{Y}) = -(\mathbf{Y} - \boldsymbol{\mu}_0)^T \mathbf{H}_0^{-1/2} (\mathbf{B}_\alpha - \mathbf{B}_{\alpha_0}) \mathbf{H}_0^{-1/2} (\mathbf{Y} - \boldsymbol{\mu}_0). \quad (3.7)$$

When the  $Y_i$ 's are non-Gaussian, the above result still holds, but only approximately. In fact, as formally shown in Proposition 3 in Section 6,

$$D(\widehat{\boldsymbol{\mu}}_\alpha^*; \mathbf{Y}) - D(\widehat{\boldsymbol{\mu}}_0; \mathbf{Y}) = -(\mathbf{Y} - \boldsymbol{\mu}_0)^T \mathbf{H}_0^{-1/2} (\mathbf{B}_\alpha - \mathbf{B}_{\alpha_0}) \mathbf{H}_0^{-1/2} (\mathbf{Y} - \boldsymbol{\mu}_0) + (|\alpha| - |\alpha_0|)(\text{uniformly small term}). \quad (3.8)$$

The interim result (3.8) facilitates characterizing the deviation result for the scaled deviance measures by concentrating on the asymptotic property of

$$Z_\alpha = (\mathbf{Y} - \boldsymbol{\mu}_0)^T \mathbf{H}_0^{-1/2} (\mathbf{B}_\alpha - \mathbf{B}_{\alpha_0}) \mathbf{H}_0^{-1/2} (\mathbf{Y} - \boldsymbol{\mu}_0).$$

When the  $Y_i$ 's are Gaussian, it can be seen that  $Z_\alpha \sim \chi_{|\alpha| - |\alpha_0|}^2$  for each fixed  $\alpha$ . Thus, the deviation result on  $\max_{\alpha \supseteq \alpha_0, |\alpha| \leq K} Z_\alpha$  can be obtained by explicitly calculating the tail probabilities of  $\chi^2$  random variables. However, if  $Y_i$ 's are non-Gaussian, it is challenging to study the asymptotic property of  $Z_\alpha$ , not to mention the uniform result across all overfitted models. To overcome this difficulty, we use the decoupling inequality (De La Peña and Montgomery-Smith, 1994) to study  $Z_\alpha$ . The main results for overfitted models are given in the following theorem.

**Theorem 2.** *Suppose that the design matrix satisfies  $\max_{ij} |x_{ij}| = O(n^{\frac{1}{2}-\tau})$  with  $\tau \in (1/3, 1/2]$  and  $\log p = O(n^\kappa)$  for some  $0 < \kappa < 1$ . Under Conditions 1–2 in Section 6, as  $n \rightarrow \infty$ ,*

$$\frac{1}{|\alpha| - |\alpha_0|} \left( D(\widehat{\boldsymbol{\mu}}_\alpha^*; \mathbf{Y}) - D(\widehat{\boldsymbol{\mu}}_0; \mathbf{Y}) \right) = O_p(\psi_n)$$

*uniformly for all  $\alpha \supseteq \alpha_0$  with  $|\alpha| \leq K$ , and  $\psi_n$  is specified respectively in the following two situations:*

- a)  $\psi_n = \sqrt{\log p}$  when the  $Y_i$ 's are bounded,  $K = O(\min\{n^{(3\tau-\kappa-1)/3}, n^{(4\tau-1-3\kappa)/8}\})$  and  $\kappa \leq 3\tau - 1$ ;
- b)  $\psi_n = \log p$  when the  $Y_i$ 's are Gaussian distributed; or when the  $Y_i$ 's are unbounded non-Gaussian distributed, additional Condition 3 holds,  $K = O(n^{(6\tau-2-\kappa)/6}(\sqrt{\log n} + m_n)^{-1})$ ,  $\kappa \leq 6\tau - 2$ , and  $m_n = o(n^{(6\tau-2-\kappa)/6})$ .

The results in Theorem 2 hold for all overfitted models, which provides an insight into a high-dimensional scenario beyond the asymptotic result characterized by  $\chi^2$  distribution when  $p$  is fixed. Theorem 2 entails that when  $a_n$  is chosen such that  $a_n \psi_n^{-1} \rightarrow \infty$ , uniformly for any overfitted model  $\alpha \supseteq \alpha_0$ ,

$$\text{GIC}_{a_n}^*(\alpha) - \text{GIC}_{a_n}^*(\alpha_0) = \frac{|\alpha| - |\alpha_0|}{n} \{a_n - O_p(\psi_n)\} > a_n / (2n) \quad (3.9)$$

with asymptotic probability 1. Thus, we are now able to differentiate overfitted models from the truth by examining the values of the proxy  $\text{GIC}_{a_n}^*(\alpha)$ .

## 4 Consistent Tuning Parameter Selection with GIC

Now, we are ready to study the appropriate choice of  $a_n$  such that the tuning parameter  $\lambda_0$  can be selected consistently by minimizing GIC as defined in (2.4). In practical implementation, the tuning parameter  $\lambda$  is considered over a range and, correspondingly, a collection of models are produced. Let  $\lambda_{\max}$  and  $\lambda_{\min}$  be, respectively, the upper and lower limits of the regularization parameter, where  $\lambda_{\max}$  can be easily chosen such that  $\alpha_{\lambda_{\max}}$  is empty and  $\lambda_{\min}$  can be chosen such that  $\widehat{\beta}^{\lambda_{\min}}$  is sparse, and the corresponding model size  $K = |\alpha_{\lambda_{\min}}|$  satisfies conditions in Theorem 3 below. Using the same notations as those in Zhang et al. (2010), we partition the interval  $[\lambda_{\min}, \lambda_{\max}]$  into subsets

$$\begin{aligned}\Omega_- &= \{\lambda \in [\lambda_{\min}, \lambda_{\max}] : \alpha_\lambda \not\supset \alpha_0\}, \\ \Omega_+ &= \{\lambda \in [\lambda_{\min}, \lambda_{\max}] : \alpha_\lambda \supset \alpha_0 \text{ and } \alpha_\lambda \neq \alpha_0\}.\end{aligned}$$

Thus,  $\Omega_-$  is the set of  $\lambda$ 's that result in underfitted models, and  $\Omega_+$  is the set of  $\lambda$ 's that produce overfitted models.

We now present the main result of the paper. Combining (2.10), (3.4), and (3.9) with Proposition 1, we have the following theorem.

**Theorem 3.** *Under the same conditions in Proposition 1, Theorem 1, and Theorem 2, if  $\delta_n K^{-1} R_n^{-1} \rightarrow \infty$ ,  $a_n$  satisfies  $n\delta_n s^{-1} a_n^{-1} \rightarrow \infty$  and  $a_n \psi_n^{-1} \rightarrow \infty$ , where  $R_n$  and  $\psi_n$  are specified in Theorems 1 and 2, then as  $n \rightarrow \infty$ ,*

$$P\left(\inf_{\lambda \in \Omega_- \cup \Omega_+} GIC_{a_n}(\lambda) > GIC_{a_n}(\lambda_0)\right) \rightarrow 1,$$

where  $\lambda_0$  is the tuning parameter in Condition 4 that consistently identifies the true model.

The two requirements on  $a_n$  specify a range such that GIC is consistent in model selection for penalized MLEs. They reveal the synthetic impacts due to the signal strength, tail probability behavior of the response, and the dimensionality. Specifically,  $a_n \psi_n^{-1} \rightarrow \infty$  means that  $a_n$  should diverge to  $\infty$  adequately fast so that the true model is not dominated by overfitted models. On the other hand,  $n\delta_n s^{-1} a_n^{-1} \rightarrow \infty$  restricts the diverging rate of  $a_n$ , which can be viewed as constraints due to the signal strength quantified by  $\delta_n$  in (3.2) and the size  $s$  of the true model.

Note that  $\psi_n$  in Theorem 2 is a power of  $\log p$ . The condition  $a_n \psi_n^{-1}$  in Theorem 3 clearly demonstrates the impact of dimensionality  $p$  so that the penalty on the model complexity should incorporate  $\log p$ . From this perspective, the AIC and even the BIC may fail to consistently identify the true model when  $p$  grows exponentially fast

with  $n$ . As can be seen from the technical proofs in the Appendix, the huge number of overfitted candidate models leads to the model complexity penalty involving  $\log p$ . Moreover, Theorem 3 actually accommodates the existing results – for example, the modified BIC as in Wang et al. (2009). If dimensionality  $p$  is only of polynomial order of sample size  $n$  (i.e.,  $p = n^c$  for some  $c \geq 0$ ), then  $\log p = O(\log n)$ , and thus the modified BIC with  $a_n = (\log \log n) \log n$  can consistently select the true model in Gaussian linear models. As mentioned in the introduction, Theorem 3 produces a phase diagram of how the model complexity penalty should adapt to the growth of sample size  $n$  and dimensionality  $p$ .

Theorem 3 specifies a range of  $a_n$  for consistent model selection:

$$n\delta_n s^{-1} a_n^{-1} \rightarrow \infty \text{ and } a_n \psi_n^{-1} \rightarrow \infty.$$

For practical implementation, we propose to use a uniform choice  $a_n = (\log \log n) \log p$  in the GIC. The diverging part  $\log \log n$  ensures  $a_n \psi_n^{-1} \rightarrow \infty$  for all situations in Theorem 3, and the slow diverging rate can ideally avoid underfitting. As a direct consequence of Theorem 3, we have the following corollary for the validity of the choice of  $a_n$ .

**Corollary 1.** *Under the same Conditions in Theorem 3 and letting  $a_n = (\log \log n) \log p$ , as  $n \rightarrow \infty$*

$$P \left( \inf_{\lambda \in \Omega_- \cup \Omega_+} GIC_{a_n}(\lambda) > GIC_{a_n}(\lambda_0) \right) \rightarrow 1$$

*if  $\delta_n K^{-1} R_n^{-1} \rightarrow \infty$  and  $n\delta_n s^{-1} (\log \log n)^{-1} (\log p)^{-1} \rightarrow \infty$ , where  $R_n$  is as specified in Theorem 1.*

When  $a_n$  is chosen appropriately as in Theorem 3 and Corollary 1, minimizing (2.4) identifies the tuning parameter  $\lambda_0$  with probability tending to one. This concludes a valid tuning parameter selection approach for identifying the true model for penalized likelihood methods.

## 5 Numerical Examples

### 5.1 Simulations

We implement the proposed tuning parameter selection procedure using GIC with  $a_n = (\log \log n) \log p$  as proposed in Corollary 1. We compare its performance with those obtained by using AIC ( $a_n = 2$ ) and BIC ( $a_n = \log n$ ). In addition  $a_n = \log p$  is also assessed, which is one of the possible criteria proposed in Wang and Zhu (2011).

Throughout the simulations, the number of replications is 1,000. In the numerical studies, the performance of AIC is substantially worse than other tuning parameter selection methods, especially when  $p$  is much larger than  $n$ , so that we omit the corresponding results for the ease of presentation.

We first consider the Gaussian linear regression where continuous response variables are generated from the model

$$Y_i = \mathbf{x}_i^T \boldsymbol{\beta} + \epsilon_i, \quad i = 1, \dots, n. \quad (5.1)$$

The row vectors  $\mathbf{x}_i$ 's of the design matrix  $\mathbf{X}$  are generated independently from a  $p$ -dimensional multivariate standard Gaussian distribution, and the  $\epsilon_i$ 's are iid  $N(0, \sigma^2)$  with  $\sigma = 3.0$  corresponding to the noise level. In our simulations,  $p$  is taken to be the integer part of  $\exp\{(n - 20)^{0.37}\}$ . We let  $n$  increase from 100 to 500 with  $p$  ranging from 157 to 18,376. The number of true covariates  $s$  is growing with  $n$  in the following manner. Initially,  $s = 3$ , and the first 5 elements of the true coefficient vector  $\boldsymbol{\beta}_0$  are set to be  $(3.0, 1.5, 0.0, 0.0, 2.0)^T$  and all remaining elements are zero. Afterward,  $s$  increases by 1 for every 40-unit increment in  $n$  and the new element takes the value 2.5. For each simulated data set, we calculate the penalized MLE  $\hat{\boldsymbol{\beta}}^\lambda$  using (2.3) with  $\ell_n(\boldsymbol{\beta})$  being the log-likelihood function for the linear regression model (5.1).

We then consider the logistic regression where binary response variables are generated from the model

$$P(Y_i = 1 | \mathbf{x}_i) = 1 / (1 + e^{-\mathbf{x}_i^T \boldsymbol{\beta}}), \quad i = 1, \dots, n. \quad (5.2)$$

The design matrix  $\mathbf{X} = (\mathbf{x}_1, \mathbf{x}_2, \dots, \mathbf{x}_n)^T$ , dimensionality  $p$  and sample size  $n$  are samely specified as in the linear regression example. The first 5 elements of  $\boldsymbol{\beta}_0$  are set to be  $(-3.0, 1.5, 0.0, 0.0, -2.0)^T$ , and the remaining components are all zeros. Afterward, the number of nonzero parameters  $s$  increases by 1 for every 80-unit increment in  $n$  with the value being 2.0 and  $-2.0$  alternatively. The penalized MLE  $\hat{\boldsymbol{\beta}}^\lambda$  is computed for each simulated data set based on (2.3) with  $\ell_n(\boldsymbol{\beta})$  being the log-likelihood function for the logistic regression model (5.2).

We apply regularization methods with the Lasso (Tibshirani, 1996), SCAD (Fan and Li, 2001) and MCP (Zhang, 2010) penalties, and the coordinate decent algorithms (Breheny and Huang, 2011; Friedman et al., 2010) are carried out in optimizing the objective functions. The results of the MCP penalty are very similar to those of the SCAD penalty, and they are omitted. We also compare with a re-weighted adaptive Lasso method, whose adaptive weight for  $\beta_j$  is chosen as  $p'_\lambda(\hat{\beta}_{j,Lasso}^\lambda)$  with  $p'_\lambda(\cdot)$  being the derivative of SCAD penalty, and  $\hat{\boldsymbol{\beta}}_{Lasso}^\lambda = (\hat{\beta}_{1,Lasso}^\lambda, \dots, \hat{\beta}_{p,Lasso}^\lambda)^T$  being the Lasso estimator. We remark that this re-weighted adaptive Lasso method shares the same spirit as the original SCAD-regularized

estimate. In fact, a similar method, the local linear approximation method, has been proposed and studied in Zou and Li (2008). They show that under some conditions of the initial estimator  $\widehat{\beta}_{Lasso}$ , the re-weighted adaptive Lasso estimator discussed above enjoys the same oracle property as the original SCAD-regularized estimator. The similarities of these two estimates can also be seen in Figures 1 and 2.

For each regularization method – say, the SCAD method – when carrying out the tuning parameter selection procedure, we first calculate partly the solution path by choosing  $\lambda_{\min}$  and  $\lambda_{\max}$ . Here,  $\lambda_{\max}$  is chosen in such a way that no covariate is selected by the SCAD method in the corresponding model, while  $\lambda_{\min}$  is the value where  $[3\sqrt{n}]$  covariates are selected. Subsequently, for a grid of 200 values of  $\lambda$  equally spaced on the log scale over  $[\lambda_{\min}, \lambda_{\max}]$ , we calculate the SCAD-regularized estimates. This results in a sequence of candidate models. Then we apply each of the aforementioned tuning parameter selection methods to select the best model from the sequence. We repeat the same procedure for other regularization methods.

To evaluate the tuning parameter selection methods, we calculate the percentage of correctly specified models, the average number of false zeros identified, and the median model error  $E(\mathbf{x}_i^T \widehat{\beta} - \mathbf{x}_i^T \beta_0)^2$  for each selected model. We would like to remark that the median and mean of model errors are qualitatively similar, and we use the median just to make results comparable to those in Wang et al. (2009). The comparison results are summarized in Figures 1 and 2. We clearly see that for the SCAD and adaptive Lasso, higher percentages of correctly specified models are achieved when  $a_n = (\log \log n) \log p$  is used. The Lasso method performs relative poorly, due to its bias issue (Fan and Lv, 2010). In fact, our GIC aims at selecting the true model, while it is known that Lasso tends to over-select many variables. Thus the GIC selects larger values of tuning parameter  $\lambda$  for Lasso than for other regularization methods to enforce the model sparsity, as shown in panel (d) of Figures 1 and 2. This larger thresholding level  $\lambda$  results in an even more severe bias issue as well as missing true weak covariates for Lasso method, which in turn cause larger model errors (see panel (c)).

As expected and seen from panel (b),  $a_n = (\log \log n) \log p$  in combination with the SCAD and adaptive Lasso has much smaller false positives, which is the main reason for the substantial improvements in model selection. This demonstrates the need for applying an appropriate value of  $a_n$  in ultra-high dimensions. In panel (c), we report the median of relative model errors of the re-fitted unpenalized estimates for each selected model. We use the oracle model error from the fitted true model as the baseline, and report the ratios of model errors for selected models to the oracle ones. From panel (c) of Figures 1 and 2, we can see that the median relative model errors corresponding to  $(\log \log n) \log p$  decrease to 1 very fast, and are consistently smaller than those using BIC, for both SCAD and adaptive Lasso. This demonstrates the improvement by using

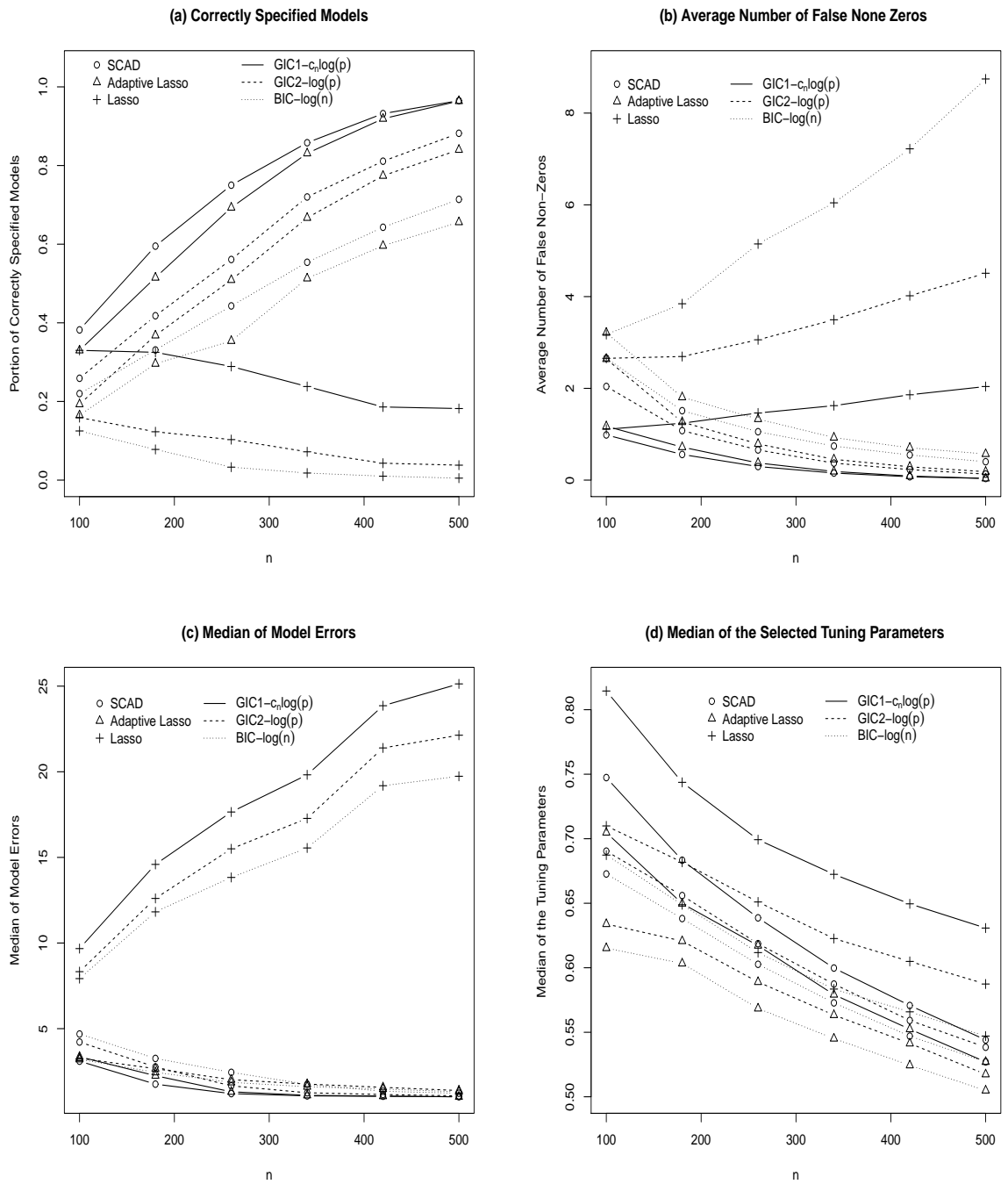


Figure 1: Results for linear model with Gaussian errors and  $c_n = \log \log n$ .



a more accurate model selection procedure in an ultra-high-dimensional setting. As the sample size  $n$  increases, the chosen tuning parameter decreases as shown in panel (d). We also observe from panel (d) that  $a_n = (\log \log n) \log p$  results in relatively larger values of selected  $\lambda$ . Since  $\lambda$  controls the sparsity level of the model, panel (d) reflects the extra model complexity penalty made by our GIC in order to select the true model from a huge collection of candidate models, as theoretically demonstrated in previous sections.

## 5.2 Gene Expression Data Analysis

We then examine the tuning parameter selection procedures on the data from a gene expression study of leukemia patients. The study is described in Golub et al. (1999) and the data-set is available at <http://www.genome.wi.mit.edu/MPR>. The training set contains gene expression levels of two types of acute leukemias: 27 patients with acute lymphoblastic leukemia (ALL) and 11 patients with acute myeloid leukemia (AML). Gene expression levels for another 34 patients are available in a test set. We applied the pre-processing steps as in Dudoit et al. (2002), which resulted in  $p = 3,051$  genes. We create a binary response variable based on the types of leukemias by letting  $Y_i = 1$  (or 0) if the corresponding patient has ALL (or AML). By using the gene expression levels as covariates in  $\mathbf{x}_i$ , we fit the data to the penalized logistic regression model (5.2) using the SCAD penalty for a sequence of tuning parameters. Applying the AIC criterion, 7 genes were selected, which is close to the results by the cross-validation procedure applied in Breheny and Huang (2011). Applying the BIC criterion, 4 genes were selected. When applying the GIC criterion with  $a_n = (\log \log n) \log p$ , only one gene, **CST3 Cystatin C** (amyloid angiopathy and cerebral hemorrhage), was selected. We note that this gene was included in those selected by the AIC and BIC. Given the small sample size ( $n = 38$ ) and extremely high dimensionality ( $p > 3,000$ ), the variable selection result is actually not surprising. By further examining the gene expression level of **CST3 Cystatin C**, we can find that it is actually highly informative in differentiating between the two types ALL and AML even using only one gene. To assess the out-of-sample performance, we generated the accuracy profile by first ordering the patients according to the gene expression level of **CST3 Cystatin C** and then plotting the top  $x\%$  patients against the  $y\%$  of actual AML cases among them. By looking at the accuracy profile in Figure 3 according to the ranking using the gene expression level of **CST3 Cystatin C**, we can see that the profile is very close to the oracle profile that knows the truth. For comparisons, we also plot the accuracy profiles based on genes selected by the AIC and BIC for comparisons. As remarked in Dudoit et al. (2002), the out-of-sample test set is more heterogeneous because of a broader range of samples,

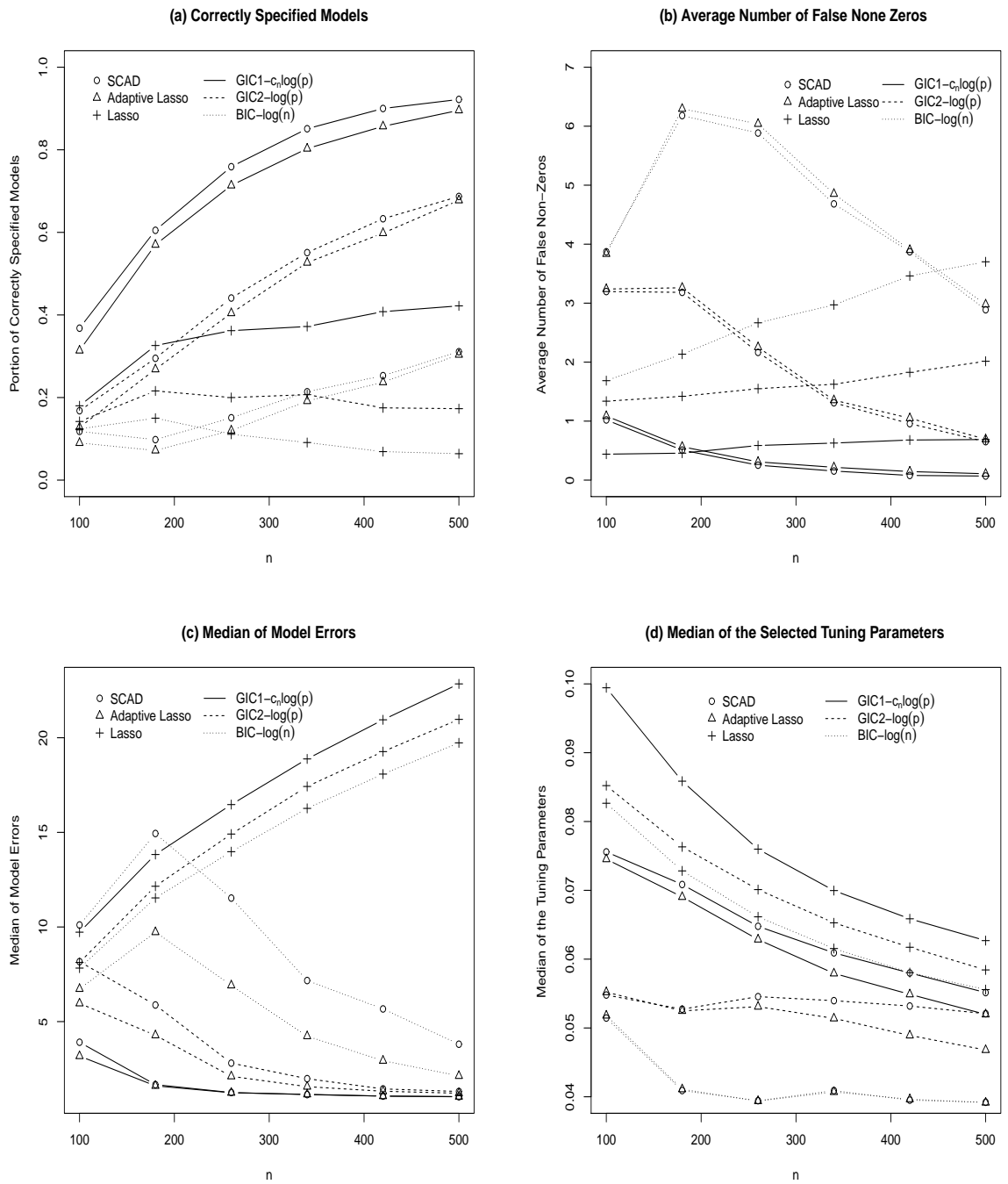


Figure 2: Results for logistic regressions and  $c_n = \log \log n$ .

including those from peripheral blood and bone marrow, from childhood AML patients, and even from laboratories that used different sample preparation protocols. In this case, the accuracy profile is instead an informative indication in telling the predicting power of gene expression levels.

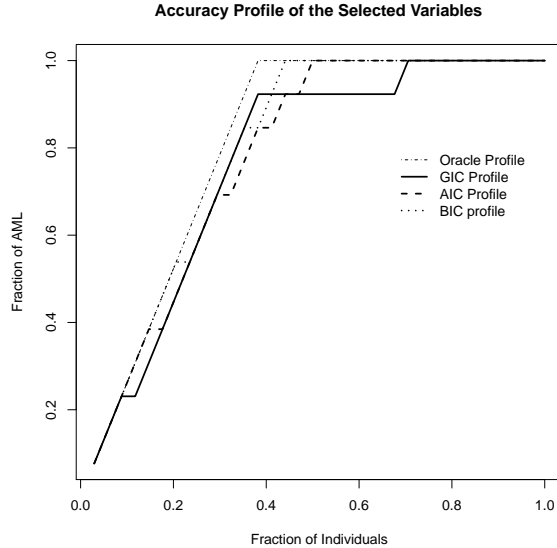


Figure 3: Accuracy profiles of the selected gene expression level for discriminating between the types of leukemias.

## 6 Technical Conditions and Intermediate Results

For the model identifiability, we assume in Section 3.1 that (3.1) has a unique minimizer  $\hat{\beta}^*(\alpha)$  for all  $\alpha$  satisfying  $|\alpha| \leq K$ . By optimization theory,  $\beta^*(\alpha)$  is the unique solution to the first-order equation

$$\mathbf{X}_\alpha^T \{ \mathbf{b}'(\mathbf{X}\beta_0) - \mathbf{b}'(\mathbf{X}\beta(\alpha)) \} = \mathbf{0}, \quad (6.1)$$

where  $\mathbf{X}_\alpha$  is the design matrix corresponding to the model  $\alpha$ . It has been discussed in Lv and Liu (2010) that a sufficient condition for the uniqueness of the solution to (6.1) is the combination of Condition 1 below and the assumption that  $\mathbf{X}_\alpha$  has full rank. In practice, requiring the design matrix  $\mathbf{X}_\alpha$  to be full rank is not stringent because a violation means that some explanatory variables can be expressed as linear combinations of other variables, and thus they can always be eliminated to make the design matrix nonsingular.

For theoretical analysis, we assume that the true parameter  $\beta_0$  is in some sufficiently large, convex, compact set  $\mathcal{B}$  in  $\mathbf{R}^p$ , and that  $\|\beta^*(\alpha)\|_\infty$  is uniformly bounded by some positive constant for all models  $\alpha$  with  $|\alpha| \leq K$ . Denote by  $\mathbf{W} = (W_1, \dots, W_n)^T$  where  $W_i = Y_i - E[Y_i]$  is the model error for the  $i$ th observation. The following conditions are imposed in the theoretical developments of results in this paper.

**Condition 1.** *The function  $b(\theta)$  is three times differentiable with  $c_0 \leq b''(\theta) \leq c_0^{-1}$  and  $|b'''(\theta)| \leq c_0^{-1}$  in its domain for some constant  $c_0 > 0$ .*

**Condition 2.** *For any  $\alpha \subset \{1, \dots, p\}$  such that  $|\alpha| \leq K$ ,  $n^{-1}\mathbf{X}_\alpha^T \mathbf{X}_\alpha$  has the smallest and largest eigenvalues bounded from below and above by  $c_1$  and  $1/c_1$  for some  $c_1 > 0$ , where  $K$  is some positive integer satisfying  $K > s$  and  $K = o(n)$ .*

**Condition 3.** *For unbounded and non-Gaussian distributed  $Y_i$ , there exists a diverging sequence  $m_n = o(\sqrt{n})$  such that*

$$\sup_{\beta \in \mathcal{B}_1} \max_{1 \leq i \leq n} |b'(|\mathbf{x}_i^T \beta|)| \leq m_n, \quad (6.2)$$

where  $\mathcal{B}_1 = \{\beta \in \mathcal{B} : |\text{supp}(\beta)| \leq K\}$ . Additionally  $W_i$ 's follow the uniform sub-Gaussian distribution – i.e., there exist constants  $c_2, c_3 > 0$  such that uniformly for all  $i = 1, \dots, n$ ,

$$P(|W_i| \geq t) \leq c_2 \exp(-c_3 t^2) \text{ for any } t > 0. \quad (6.3)$$

**Condition 4.** *There exists a  $\lambda_0 \in [\lambda_{\min}, \lambda_{\max}]$  such that  $\alpha_{\lambda_0} = \alpha_0$  and  $\|\widehat{\beta}^{\lambda_0} - \beta_0\|_2 = O_p(n^{-\pi})$  for  $0 < \pi < 1/2$ . Moreover, for each fixed  $\lambda$ ,  $p'_\lambda(t)$  is non-increasing over  $t \in (0, \infty)$ . Also,  $n^\pi \min_{j \in \alpha_0} |\beta_{0j}| \rightarrow \infty$  as  $n \rightarrow \infty$ .*

Condition 1 implies that the generalized linear model (2.2) has smooth and bounded variance function. It ensures the existence of the Fisher information for statistical inference with model (2.2). For commonly used generalized linear models, Condition 1 is satisfied. These include the Gaussian linear model, the logistic regression model, and the Poisson regression model with bounded variance function. Thus, all models fitted in Section 5 satisfy this condition. Condition 2 on the design matrix is important for ensuring the uniqueness of the population parameter  $\beta^*(\alpha)$ . If a random design matrix is considered, Wang (2009) shows that Condition 2 holds with probability tending to 1 under appropriate assumptions on the distribution of the predictor vector  $\mathbf{x}_i$ , true model size  $s$  and the dimensionality  $p$ , which are satisfied by the settings in our simulation examples.

Condition 3 is a technical condition used to control the tail behavior of unbounded non-Gaussian response  $Y_i$ 's. It is imposed to ensure a general and broad applicability of the method. For many practically applied models such as those in Section 5, this

condition is not required. Inequality (6.2) is on the mean function of the response variable, while (6.3) is on the tail probability distribution of the model error. The combination of (6.2) and (6.3) controls the magnitude of the response variable  $Y_i$  in probability uniformly. If we further have  $\|\boldsymbol{\beta}\|_\infty \leq C$  with some constant  $C > 0$  for any  $\boldsymbol{\beta} \in \mathcal{B}_1$ , with  $\mathcal{B}_1$  defined in Condition 3, then

$$\sup_{\boldsymbol{\beta} \in \mathcal{B}_1} \max_{1 \leq i \leq n} |\mathbf{x}_i^T \boldsymbol{\beta}| \leq \sup_{\boldsymbol{\beta} \in \mathcal{B}_1} \|\mathbf{X}_{\text{supp}(\boldsymbol{\beta})}\|_\infty \|\boldsymbol{\beta}\|_\infty \leq CK \max_{ij} |x_{ij}|.$$

Hence, (6.2) holds if  $|b'(t)|$  is bounded by  $m_n$  for all  $|t| \leq CK \max_{ij} |x_{ij}|$ . Analogous conditions to (6.2) are made in Fan and Song (2010) and Bühlmann and van de Geer (2011) for studying high-dimensional penalized likelihood methods.

Since our interest is on tuning parameter selection, we impose Condition 4 to ensure that the true model can be recovered by regularization method. All requirements in this condition are not restrictive from the practical perspective, and their validity and applicability can be supported by existing results in literature on variable selection via regularization methods. Specifically, the first part of Condition 4 is satisfied automatically if the penalized likelihood method maximizing (2.3) has the oracle property (Fan and Li, 2001). Meanwhile, the desirable oracle property and selection consistency for various penalized likelihood methods have been extensively studied recently. For example, Zhao and Yu (2006) proved that in the linear-model setting, the Lasso method with  $l_1$  penalty  $p_\lambda(t) = \lambda t$  has model selection consistency under the strong irrepresentable condition. Zhang and Huang (2006) studied the sparsity and bias of the Lasso estimator and established the consistency rate, and Lv and Fan (2009) established the weak oracle property of the regularized least-squares estimator with general concave penalty functions. For generalized linear models, Fan and Lv (2011) proved that the penalized likelihood methods with folded-concave penalty functions enjoy the oracle property in the setting of non-polynomial dimensionality. The second part of Condition 4 is a mild assumption on  $p_\lambda(t)$  to avoid excessive bias, which is satisfied by commonly used penalty functions in practice including those in our numerical examples – i.e., Lasso, SCAD, and MCP. The last part of Condition 4,  $n^\pi \min_{j \in \alpha_0} |\beta_{0j}| \rightarrow \infty$ , is a general and reasonable specification on the signal strength for ensuring the model selection sign consistency – i.e.,  $\text{sgn}(\widehat{\boldsymbol{\beta}}^{\lambda_0}) = \text{sgn}(\boldsymbol{\beta}_0)$ , of the estimator  $\widehat{\boldsymbol{\beta}}^{\lambda_0}$ . This, together with the technical condition  $p'_{\lambda_0}(\frac{1}{2} \min_{j \in \alpha_0} |\beta_{0j}|) = o(s^{-1/2} n^{-1/2} a_n^{1/2})$  in Proposition 1 are used to show that  $\|\widehat{\boldsymbol{\beta}}^{\lambda_0} - \widehat{\boldsymbol{\beta}}^*(\alpha_0)\|_2 = o_p((\log p)^{\xi/2} / \sqrt{n})$  with  $\xi$  defined in Proposition 3. For a more specific data model and penalty function, alternative weaker conditions may replace Condition 4 as long as the same result holds.

We now establish the uniform convergence of the MLE  $\widehat{\boldsymbol{\beta}}^*(\alpha)$  to the population parameter  $\boldsymbol{\beta}^*(\alpha)$  over all models  $\alpha$  with  $|\alpha| \leq K$ . This intermediate result plays a

pivotal role in measuring the goodness of fit of underfitted and overfitted models in Section 3.

**Proposition 2.** *Under Conditions 1 and 2, as  $n \rightarrow \infty$ ,*

$$\sup_{\substack{|\alpha| \leq K \\ \alpha \subset \{1, \dots, p\}}} \frac{1}{\sqrt{|\alpha|}} \|\widehat{\boldsymbol{\beta}}^*(\alpha) - \boldsymbol{\beta}^*(\alpha)\|_2 = O_p\left(L_n \sqrt{(\log p)/n}\right),$$

when either a) the  $Y_i$ 's are bounded or Gaussian distributed,  $L_n = O(1)$ , and  $\log p = o(n)$ ; or b) the  $Y_i$ 's are unbounded non-Gaussian distributed, additional Condition 3 holds,  $L_n = O(\sqrt{\log n} + m_n)$ , and  $\log p = o(n/L_n^2)$ .

Proposition 2 extends the consistency result of  $\widehat{\boldsymbol{\beta}}^*(\alpha_0)$  to  $\boldsymbol{\beta}_0$  to the uniform setting over all candidate models with model size less than  $K$ , where there are  $\binom{p}{K} \sim p^K$  such models in total. The large amount of candidate models causes the extra term  $\log p$  in the convergence rate.

Based on Proposition 2, we have the following result on the log-likelihood ratio for non-Gaussian GLM response. It parallels the result (3.7) in the Gaussian response setting.

**Proposition 3.** *Suppose that the design matrix satisfies  $\max_{ij} |x_{ij}| = O(n^{\frac{1}{2}-\tau})$  with  $\tau \in (0, 1/2]$ . Then, under Conditions 1 and 2, uniformly for all models  $\alpha \supseteq \alpha_0$  with  $|\alpha| \leq K$ , as  $n \rightarrow \infty$ ,*

$$\begin{aligned} \ell_n(\widehat{\boldsymbol{\beta}}^*(\alpha)) - \ell_n(\boldsymbol{\beta}^*(\alpha)) &= \frac{1}{2}(\mathbf{Y} - \boldsymbol{\mu}_0)^T \mathbf{H}_0^{-1/2} \mathbf{B}_\alpha \mathbf{H}_0^{-1/2} (\mathbf{Y} - \boldsymbol{\mu}_0) \\ &+ |\alpha|^{5/2} O_p(L_n^2 n^{\frac{1}{2}-2\tau} (\log p)^{1+\frac{\xi}{2}}) + |\alpha|^4 O_p(n^{1-4\tau} (\log p)^2) + |\alpha|^3 O_p(L_n^3 n^{1-3\tau} (\log p)^{\frac{3}{2}}) \end{aligned}$$

when a)  $Y_i$ 's are bounded,  $\xi = 1/2$  and  $L_n = O(1)$ ; or b)  $Y_i$ 's are unbounded non-Gaussian distributed, additional Condition 3 holds,  $\xi = 1$ , and  $L_n = \sqrt{\log n} + m_n$ .

## 7 Appendix

### 7.1 Lemmas

We first present a few lemmas whose proofs are given in the Supplementary Material.

**Lemma 1.** *Assume  $W_1, \dots, W_n$  are independent and have uniform sub-Gaussian distribution (6.3). Then, with probability at least  $1 - o(1)$ ,*

$$\|\mathbf{W}\|_\infty \leq C_1 \sqrt{\log n}$$

with some constant  $C_1 > 0$ . Moreover, for any positive sequence  $\tilde{L}_n \rightarrow \infty$ , if  $n$  is large enough, there exists some constant  $C_2 > 0$  such that

$$n^{-1} \sum_{i=1}^n \left( E[W_i | \Omega_n] \right)^2 \leq C_2 \tilde{L}_n \exp(-C_2 \tilde{L}_n^2).$$

**Lemma 2.** *If the  $Y_i$ 's are unbounded non-Gaussian distributed and Conditions 1–2 hold, then for any diverging sequence  $\gamma_n \rightarrow \infty$  satisfying  $\gamma_n L_n \sqrt{K(\log p)/n} \rightarrow 0$ ,*

$$\sup_{|\alpha| \leq K} \frac{1}{|\alpha|} Z_\alpha \left( \gamma_n L_n \sqrt{|\alpha|(\log p)/n} \right) = O_p(L_n^2 n^{-1} (\log p)), \quad (7.1)$$

where  $L_n = 2m_n + C_1 \sqrt{\log n}$  with  $C_1$  defined in Lemma 1. If the  $Y_i$ 's are bounded and Conditions 1 and 2 hold, then the same result holds with  $L_n$  replaced with 1.

**Lemma 3.** *Let  $\tilde{\mathbf{Y}} \equiv (\tilde{Y}_1, \dots, \tilde{Y}_n)^T = \mathbf{H}_0^{-1/2}(\mathbf{Y} - \boldsymbol{\mu}_0)$ . For any  $K = o(n)$ ,*

$$\sup_{\alpha \supset \alpha_0, |\alpha| \leq K} \frac{1}{|\alpha| - |\alpha_0|} \tilde{\mathbf{Y}}^T (\mathbf{B}_\alpha - \mathbf{B}_{\alpha_0}) \tilde{\mathbf{Y}} = O_p((\log p)^\xi),$$

where a)  $\xi = 1/2$  when the  $\tilde{Y}_i$ 's are bounded, and b)  $\xi = 1$  when the  $\tilde{Y}_i$ 's are uniform sub-Gaussian random variables.

We use the empirical process techniques to prove the main results. We first introduce some notations. For a given model  $\alpha$  with  $|\alpha| \leq K$  and a given  $N > 0$ , define the set

$$\mathcal{B}_\alpha(N) = \{\boldsymbol{\beta} \in \mathbf{R}^p : \|\boldsymbol{\beta} - \boldsymbol{\beta}^*(\alpha)\|_2 \leq N, \text{supp}(\boldsymbol{\beta}) = \alpha\} \cup \{\boldsymbol{\beta}^*(\alpha)\}.$$

Consider the negative log-likelihood loss function  $\rho(s, Y_i) = -Y_i s + b(s) - c(Y_i, \phi)$  for  $s \in \mathbf{R}$ . Then  $\ell_n(\boldsymbol{\beta}) = -\sum_{i=1}^n \rho(\mathbf{x}_i^T \boldsymbol{\beta}, Y_i)$ . Further, define  $Z_\alpha(N)$  as

$$Z_\alpha(N) = \sup_{\boldsymbol{\beta} \in \mathcal{B}_\alpha(N)} n^{-1} \left| \ell_n(\boldsymbol{\beta}) - \ell_n(\boldsymbol{\beta}^*(\alpha)) - E[\ell_n(\boldsymbol{\beta}) - \ell_n(\boldsymbol{\beta}^*(\alpha))] \right|. \quad (7.2)$$

It is seen that  $Z_\alpha(N)$  is the supreme of the absolute value of an empirical process indexed by  $\boldsymbol{\beta} \in \mathcal{B}_\alpha(N)$ . Define the event  $\Omega_n = \{\|\mathbf{W}\|_\infty \leq \tilde{L}_n\}$  with  $\mathbf{W} = \mathbf{Y} - E[\mathbf{Y}]$  being the error vector and  $\tilde{L}_n$  some positive sequence that may diverge with  $n$ . Then, for bounded responses,  $P(\Omega_n) = 1$  if  $\tilde{L}_n$  is chosen as a large enough constant; for unbounded and non-Gaussian responses, by Lemma 1,  $P(\Omega_n) = 1 - o(1)$  if  $\tilde{L}_n = C_1 \sqrt{\log n}$  with  $C_1 > 0$  a large enough constant. On the event  $\Omega_n$ ,  $\|\mathbf{Y}\|_\infty \leq m_n + C_1 \sqrt{\log n}$ . Throughout, we use  $C$  to denote a generic positive constant, and we slightly abuse the notation by using  $\boldsymbol{\beta}(\alpha)$  to denote either the  $p$ -vector or its subvector on the support  $\alpha$  when there is no confusion.



## 7.2 Proof of Proposition 1

*Proof.* First note that  $\widehat{\boldsymbol{\beta}}_0 \equiv \widehat{\boldsymbol{\beta}}^*(\alpha_0)$  maximizes the log-likelihood  $\ell_n(\boldsymbol{\beta})$  restricted to model  $\alpha_0$ . Thus,  $\frac{\partial}{\partial \boldsymbol{\beta}} \ell_n(\widehat{\boldsymbol{\beta}}_0) = 0$ . Moreover, it follows from Condition 1 that  $\frac{\partial}{\partial^2 \boldsymbol{\beta}} \ell_n(\boldsymbol{\beta}) = \mathbf{X}^T \mathbf{H}(\boldsymbol{\beta}) \mathbf{X}$ . Thus, by Taylor's expansion and Condition 2 we obtain

$$\begin{aligned} 0 &\geq \text{GIC}_{a_n}^*(\alpha_0) - \text{GIC}_{a_n}(\lambda_0) = \frac{1}{n} (\ell(\widehat{\boldsymbol{\beta}}^{\lambda_0}) - \ell(\widehat{\boldsymbol{\beta}}_0)) \\ &= -\frac{1}{n} (\widehat{\boldsymbol{\beta}}^{\lambda_0} - \widehat{\boldsymbol{\beta}}_0)^T \mathbf{X}^T \mathbf{H}(\widetilde{\boldsymbol{\beta}}) \mathbf{X} (\widehat{\boldsymbol{\beta}}^{\lambda_0} - \widehat{\boldsymbol{\beta}}_0) \geq -C \|\widehat{\boldsymbol{\beta}}^{\lambda_0} - \widehat{\boldsymbol{\beta}}_0\|_2^2, \end{aligned} \quad (7.3)$$

where  $\widetilde{\boldsymbol{\beta}}$  lie on the line segment connecting  $\widehat{\boldsymbol{\beta}}^{\lambda_0}$  and  $\widehat{\boldsymbol{\beta}}_0$ , and we have used  $\text{supp}(\widehat{\boldsymbol{\beta}}^{\lambda_0}) = \text{supp}(\widehat{\boldsymbol{\beta}}_0) = \alpha_0$  for the last inequality. It remains to prove that  $\|\widehat{\boldsymbol{\beta}}^{\lambda_0} - \widehat{\boldsymbol{\beta}}_0\|_2$  is small.

Let  $\widehat{\boldsymbol{\beta}}_{\alpha_0}^{\lambda_0}$  and  $\widehat{\boldsymbol{\beta}}_{0,\alpha_0}$  be the subvectors of  $\widehat{\boldsymbol{\beta}}^{\lambda_0}$  and  $\widehat{\boldsymbol{\beta}}_0$  on the support  $\alpha_0$ , correspondingly. Since  $\widehat{\boldsymbol{\beta}}^{\lambda_0}$  minimizes  $\ell_n(\boldsymbol{\beta}) + n \sum_{j=1}^n p_{\lambda_0}(|\beta_j|)$ , it follows from the classical optimization theory that  $\widehat{\boldsymbol{\beta}}_{\alpha_0}^{\lambda_0}$  is a critical value, and thus

$$\mathbf{X}_0^T (\mathbf{Y} - \mathbf{b}'(\mathbf{X}_0 \widehat{\boldsymbol{\beta}}_{\alpha_0}^{\lambda_0})) + n \bar{p}'_{\lambda_n}(\widehat{\boldsymbol{\beta}}_{\alpha_0}^{\lambda_0}) = 0,$$

where  $\mathbf{X}_0$  is the design matrix of the true model, and  $\bar{p}'_{\lambda_n}(\widehat{\boldsymbol{\beta}}_{\alpha_0}^{\lambda_0})$  is a vector with components  $\text{sgn}(\widehat{\beta}_j^{\lambda_0}) p'_{\lambda_0}(|\widehat{\beta}_j^{\lambda_0}|)$  and  $j \in \alpha_0$ . Since  $\widehat{\boldsymbol{\beta}}_0$  is the MLE when restricted to the support  $\alpha_0$ ,  $\mathbf{X}_0^T (\mathbf{Y} - \mathbf{b}'(\mathbf{X}_0 \widehat{\boldsymbol{\beta}}_{0,\alpha_0})) = 0$ . Thus, the above equation can be rewritten as

$$\mathbf{X}_0^T (\mathbf{b}'(\mathbf{X}_0 \widehat{\boldsymbol{\beta}}_{0,\alpha_0}) - \mathbf{b}'(\mathbf{X}_0 \widehat{\boldsymbol{\beta}}_{\alpha_0}^{\lambda_0})) + n \bar{p}'_{\lambda_n}(\widehat{\boldsymbol{\beta}}_{\alpha_0}^{\lambda_0}) = 0, \quad (7.4)$$

Now, applying the Taylor's expansion to (7.4) we obtain that  $\mathbf{X}_0^T \mathbf{H}(\mathbf{X}_0 \bar{\boldsymbol{\beta}}) \mathbf{X}_0 (\widehat{\boldsymbol{\beta}}_{\alpha_0}^{\lambda_0} - \widehat{\boldsymbol{\beta}}_{0,\alpha_0}) = n \bar{p}_{\lambda_0}(|\widehat{\boldsymbol{\beta}}_{\alpha_0}^{\lambda_0}|)$ , where  $\bar{\boldsymbol{\beta}}$  lies between the line segment connecting  $\widehat{\boldsymbol{\beta}}_{\alpha_0}^{\lambda_0}$  and  $\widehat{\boldsymbol{\beta}}_{0,\alpha_0}$ . Therefore,

$$\widehat{\boldsymbol{\beta}}_{\alpha_0}^{\lambda_0} - \widehat{\boldsymbol{\beta}}_{0,\alpha_0} = n (\mathbf{X}_0^T \mathbf{H}(\mathbf{X}_0 \bar{\boldsymbol{\beta}}) \mathbf{X}_0)^{-1} \bar{p}_{\lambda_0}(\widehat{\boldsymbol{\beta}}_{\alpha_0}^{\lambda_0}).$$

This together with Conditions 1 and 2 ensures that

$$\|\widehat{\boldsymbol{\beta}}_{\alpha_0}^{\lambda_0} - \widehat{\boldsymbol{\beta}}_{0,\alpha_0}\|_2 \leq C \|\bar{p}_{\lambda_0}(\widehat{\boldsymbol{\beta}}_{\alpha_0}^{\lambda_0})\|_2. \quad (7.5)$$

Since we have assumed that  $\|\widehat{\boldsymbol{\beta}}^{\lambda_0} - \boldsymbol{\beta}_0\|_2 = O_p(n^{-\pi})$ , it follows that for large enough  $n$ ,  $\min_{j \in \alpha_0} |\widehat{\beta}_j^{\lambda_0}| \geq \min_{j \in \alpha_0} |\beta_{0j}| - n^{-\pi} \geq 2^{-1} \min_{j \in \alpha_0} |\beta_{0j}|$ . Thus, by theorem assumptions,

$$\|\bar{p}'_{\lambda_0}(\widehat{\boldsymbol{\beta}}_{\alpha_0}^{\lambda_0})\|_2 \leq \sqrt{s} p'_{\lambda_0} \left( \frac{1}{2} \min_{j \in \alpha_0} |\beta_{0j}| \right) = o(\sqrt{n^{-1} a_n}).$$

Combing the above inequality with (7.5) yields

$$\|\widehat{\boldsymbol{\beta}}^{\lambda_0} - \widehat{\boldsymbol{\beta}}_0\|_2 = \|\widehat{\boldsymbol{\beta}}_{\alpha_0}^{\lambda_0} - \widehat{\boldsymbol{\beta}}_{0,\alpha_0}\|_2 \leq o(n^{-1/2} a_n^{1/2}).$$

This, together with (7.3), completes the proof of (2.9).  $\square$

### 7.3 Proof of Proposition 2

*Proof.* We first consider the non-Gaussian responses. Using the similar idea in van de Geer (2002), for a given  $N > 0$ , define a convex combination  $\widehat{\boldsymbol{\beta}}_u(\alpha) = u\widehat{\boldsymbol{\beta}}^*(\alpha) + (1-u)\boldsymbol{\beta}^*(\alpha)$  with  $u = (1 + \|\widehat{\boldsymbol{\beta}}^*(\alpha) - \boldsymbol{\beta}^*(\alpha)\|_2/N)^{-1}$ . Then, by definition,  $\|\widehat{\boldsymbol{\beta}}_u(\alpha) - \boldsymbol{\beta}^*(\alpha)\|_2 = u\|\widehat{\boldsymbol{\beta}}^*(\alpha) - \boldsymbol{\beta}^*(\alpha)\|_2 \leq N$ . If  $\text{supp}(\widehat{\boldsymbol{\beta}}_u) \neq \alpha$ , then modify the definition of  $u$  a little bit by slightly increasing  $N$  to make  $\text{supp}(\widehat{\boldsymbol{\beta}}_u) = \alpha$ . So we assume implicitly that  $\text{supp}(\widehat{\boldsymbol{\beta}}_u) = \alpha$  and thus that  $\widehat{\boldsymbol{\beta}}_u \in \mathcal{B}_\alpha(N)$ . The key is to prove

$$\sup_{|\alpha| \leq K} \frac{1}{\sqrt{|\alpha|}} \|\widehat{\boldsymbol{\beta}}_u(\alpha) - \boldsymbol{\beta}^*(\alpha)\|_2 = O_p(L_n \sqrt{(\log p)/n}). \quad (7.6)$$

Then, by noting that  $\|\widehat{\boldsymbol{\beta}}_u(\alpha) - \boldsymbol{\beta}^*(\alpha)\|_2 \leq N/2$  implies  $\|\widehat{\boldsymbol{\beta}}^*(\alpha) - \boldsymbol{\beta}^*(\alpha)\|_2 \leq N$ , the result in Proposition 2 is proved.

Now, we proceed to prove (7.6). By the concavity of the log-likelihood function,

$$\ell_n(\widehat{\boldsymbol{\beta}}_u(\alpha)) \geq u\ell_n(\widehat{\boldsymbol{\beta}}^*(\alpha)) + (1-u)\ell_n(\boldsymbol{\beta}^*(\alpha)).$$

Since  $\widehat{\boldsymbol{\beta}}^*(\alpha)$  maximizes  $\ell_n(\boldsymbol{\beta})$  over all models with support  $\alpha$ , the above inequality can further be written as  $\ell_n(\boldsymbol{\beta}^*(\alpha)) \leq \ell_n(\widehat{\boldsymbol{\beta}}_u(\alpha))$ . On the other hand, since  $\boldsymbol{\beta}^*(\alpha)$  minimizes the KL divergence  $I(\boldsymbol{\beta}(\alpha))$  in (3.1), we obtain

$$E[\ell_n(\boldsymbol{\beta}^*(\alpha)) - \ell_n(\widehat{\boldsymbol{\beta}}_u(\alpha))] = I(\widehat{\boldsymbol{\beta}}_u(\alpha)) - I(\boldsymbol{\beta}^*(\alpha)) \geq 0,$$

where  $E[\ell_n(\widehat{\boldsymbol{\beta}}_u(\alpha))] = -\sum_{i=1}^n E[\rho(\mathbf{x}_i^T \widehat{\boldsymbol{\beta}}_u, Y_i)]$  should be understood as  $E[\rho(\mathbf{x}_i^T \widehat{\boldsymbol{\beta}}_u, Y_i)] = \int \rho(\mathbf{x}_i^T \widehat{\boldsymbol{\beta}}_u, y) dF_i(y)$  with  $F_i(\cdot)$  being the distribution function of  $Y_i$ . Combining these two results yields

$$\begin{aligned} 0 &\leq E[\ell_n(\boldsymbol{\beta}^*(\alpha)) - \ell_n(\widehat{\boldsymbol{\beta}}_u(\alpha))] \\ &\leq (\ell_n(\widehat{\boldsymbol{\beta}}_u(\alpha)) - E[\ell_n(\widehat{\boldsymbol{\beta}}_u(\alpha))]) - (\ell_n(\boldsymbol{\beta}^*(\alpha)) - E[\ell_n(\boldsymbol{\beta}^*(\alpha))]) \leq nZ_\alpha(N), \end{aligned} \quad (7.7)$$

where  $Z_\alpha(N)$  is defined in (7.2). On the other hand, by (6.1), for any  $\boldsymbol{\beta}(\alpha) \in \mathcal{B}_\alpha(N)$ ,

$$\begin{aligned} E[\ell_n(\boldsymbol{\beta}(\alpha)) - \ell_n(\boldsymbol{\beta}^*(\alpha))] &= \mathbf{b}'(\mathbf{X}\boldsymbol{\beta}_0)^T \mathbf{X}[\boldsymbol{\beta}(\alpha) - \boldsymbol{\beta}^*(\alpha)] - \mathbf{1}^T[\mathbf{b}(\mathbf{X}\boldsymbol{\beta}(\alpha)) - \mathbf{b}(\mathbf{X}\boldsymbol{\beta}^*(\alpha))] \\ &= \mathbf{b}'(\mathbf{X}\boldsymbol{\beta}^*(\alpha))^T \mathbf{X}[\boldsymbol{\beta}(\alpha) - \boldsymbol{\beta}^*(\alpha)] - \mathbf{1}^T[\mathbf{b}(\mathbf{X}\boldsymbol{\beta}(\alpha)) - \mathbf{b}(\mathbf{X}\boldsymbol{\beta}^*(\alpha))] \\ &= -\frac{1}{2}(\boldsymbol{\beta}(\alpha) - \boldsymbol{\beta}^*(\alpha))^T \mathbf{X}_\alpha^T \tilde{\mathbf{H}} \mathbf{X}_\alpha (\boldsymbol{\beta}(\alpha) - \boldsymbol{\beta}^*(\alpha)), \end{aligned}$$

where  $\tilde{\mathbf{H}} = \text{diag}\{\mathbf{b}''(\mathbf{X}\bar{\boldsymbol{\beta}}(\alpha))\}$  and  $\bar{\boldsymbol{\beta}}(\alpha)$  lies on the segment connecting  $\boldsymbol{\beta}^*(\alpha)$  and  $\boldsymbol{\beta}(\alpha)$ . Thus, it follows from Conditions 1 and 3 that for any  $\boldsymbol{\beta}(\alpha) \in \mathcal{B}_\alpha(N)$ ,

$$E[\ell_n(\boldsymbol{\beta}(\alpha)) - \ell_n(\boldsymbol{\beta}^*(\alpha))] \leq -\frac{1}{2}c_0c_1n\|\boldsymbol{\beta}(\alpha) - \boldsymbol{\beta}^*(\alpha)\|_2^2.$$

This, together with (7.7), entails that for any  $\boldsymbol{\beta}(\alpha) \in \mathcal{B}_\alpha(N)$ ,

$$\|\boldsymbol{\beta}(\alpha) - \boldsymbol{\beta}^*(\alpha)\|_2^2 \leq 2(c_0c_1)^{-1}Z_\alpha(N).$$

Since  $\widehat{\boldsymbol{\beta}}_u \in \mathcal{B}_\alpha(N)$ , taking  $N = N_n \equiv \gamma_n L_n \sqrt{|\alpha|(\log p)/n}$  and by Lemma 2, we have

$$\sup_{|\alpha| \leq K} \frac{1}{\sqrt{|\alpha|}} \|\widehat{\boldsymbol{\beta}}_u(\alpha) - \boldsymbol{\beta}^*(\alpha)\|_2 \leq 2(c_0c_1)^{-1} \left\{ \sup_{|\alpha| \leq K} \frac{1}{|\alpha|} Z_\alpha(N_n) \right\}^{1/2} = O_p(L_n \sqrt{(\log p)/n}),$$

where  $L_n = 2m_n + O(\sqrt{\log n})$  when the  $Y_i$ 's are unbounded non-Gaussian, and  $L_n = O(1)$  when the  $Y_i$ 's are bounded. This completes the proof of (7.6).

Now consider the Gaussian response. For a given model  $\alpha$ , we have the explicit form that  $\widehat{\boldsymbol{\beta}}^*(\alpha) = (\mathbf{X}_\alpha^T \mathbf{X}_\alpha)^{-1} \mathbf{X}_\alpha^T \mathbf{Y}$ . Since  $\mathbf{X}_\alpha^T (\mathbf{X} \boldsymbol{\beta}^*(\alpha) - \mathbf{X} \boldsymbol{\beta}_0) = 0$ , direct calculation yields

$$\widehat{\boldsymbol{\beta}}^*(\alpha) - \boldsymbol{\beta}^*(\alpha) = (\mathbf{X}_\alpha^T \mathbf{X}_\alpha)^{-1} \mathbf{X}_\alpha^T \mathbf{W}.$$

Since  $\mathbf{W} \sim N(0, \sigma^2 I_n)$ , it follows that  $\widehat{\boldsymbol{\beta}}^*(\alpha) - \boldsymbol{\beta}^*(\alpha) \sim N(0, \sigma^2 I_{|\alpha|})$ . So  $\sigma^{-2} \|\widehat{\boldsymbol{\beta}}^*(\alpha) - \boldsymbol{\beta}^*(\alpha)\|_2^2 \sim \chi_{|\alpha|}^2$ . Thus, for  $t > 0$  there exists  $C > 0$ :

$$P(\|\widehat{\boldsymbol{\beta}}^*(\alpha) - \boldsymbol{\beta}^*(\alpha)\|_2^2 \geq |\alpha|t) \leq C \exp(-C|\alpha|t).$$

Using a similar method as before, we obtain that

$$\sup_{|\alpha| \leq K} |\alpha|^{-1/2} \|\widehat{\boldsymbol{\beta}}^*(\alpha) - \boldsymbol{\beta}^*(\alpha)\|_2 = O_p(\sqrt{(\log p)/n}).$$

This completes the proof. □

## 7.4 Proof of Proposition 3

*Proof.* By Taylor expansion,  $\ell_n(\widehat{\boldsymbol{\beta}}^*(\alpha)) - \ell_n(\boldsymbol{\beta}^*(\alpha))$  can be written as

$$\ell_n(\widehat{\boldsymbol{\beta}}^*(\alpha)) - \ell_n(\boldsymbol{\beta}^*(\alpha)) = I_1(\alpha) - I_2(\alpha) + I_3(\alpha), \quad (7.8)$$

where

$$I_1(\alpha) = (\widehat{\boldsymbol{\beta}}^*(\alpha) - \boldsymbol{\beta}^*(\alpha))^T \mathbf{X}^T (\mathbf{Y} - \mathbf{b}'(\mathbf{X} \boldsymbol{\beta}^*(\alpha))), \quad (7.9)$$

$$I_2(\alpha) = \frac{1}{2} (\widehat{\boldsymbol{\beta}}^*(\alpha) - \boldsymbol{\beta}^*(\alpha))^T \mathbf{X}^T \mathbf{H}_0 \mathbf{X} (\widehat{\boldsymbol{\beta}}^*(\alpha) - \boldsymbol{\beta}^*(\alpha)), \quad (7.10)$$

and  $I_3(\alpha)$  is the remainder term. We will study them one by one.

We first consider  $I_1(\alpha)$ . Since  $\widehat{\boldsymbol{\beta}}^*(\alpha)$  is the MLE, it satisfies the first-order equation  $\mathbf{X}_\alpha^T [\mathbf{Y} - \mathbf{b}'(\mathbf{X} \widehat{\boldsymbol{\beta}}^*(\alpha))] = 0$ . Applying the Taylor expansion to  $\mathbf{b}'(\mathbf{X} \widehat{\boldsymbol{\beta}}^*(\alpha))$  yields

$$\mathbf{X}_\alpha^T \mathbf{Y} = \mathbf{X}_\alpha^T [\mathbf{b}'(\mathbf{X} \boldsymbol{\beta}^*(\alpha)) + \mathbf{H}_0 \mathbf{X} (\widehat{\boldsymbol{\beta}}^*(\alpha) - \boldsymbol{\beta}^*(\alpha)) + \mathbf{v}_\alpha],$$

where

$$\mathbf{v}_\alpha = (v_1, \dots, v_n)^T \text{ with } v_i = \frac{1}{2} b'''(\mathbf{x}_i^T \tilde{\boldsymbol{\beta}}^*(\alpha)) (\mathbf{x}_i^T (\hat{\boldsymbol{\beta}}^*(\alpha) - \boldsymbol{\beta}^*(\alpha)))^2 \quad (7.11)$$

and  $\tilde{\boldsymbol{\beta}}^*(\alpha)$  lying on the line segment connecting  $\boldsymbol{\beta}^*(\alpha)$  and  $\hat{\boldsymbol{\beta}}^*(\alpha)$ . Since (6.1) ensures  $\mathbf{X}_\alpha^T \mathbf{b}'(\mathbf{X}\boldsymbol{\beta}_0) = \mathbf{X}_\alpha^T \mathbf{b}'(\mathbf{X}\boldsymbol{\beta}^*(\alpha))$ . Thus we have

$$\begin{aligned} \hat{\boldsymbol{\beta}}^*(\alpha) - \boldsymbol{\beta}^*(\alpha) &= (\mathbf{X}_\alpha^T \mathbf{H}_0 \mathbf{X}_\alpha)^{-1} \mathbf{X}_\alpha^T (\mathbf{Y} - \mathbf{b}'(\mathbf{X}\boldsymbol{\beta}^*(\alpha)) - \mathbf{v}_\alpha) \\ &= (\mathbf{X}_\alpha^T \mathbf{H}_0 \mathbf{X}_\alpha)^{-1} \mathbf{X}_\alpha^T (\mathbf{Y} - \boldsymbol{\mu}_0 - \mathbf{v}_\alpha). \end{aligned} \quad (7.12)$$

Combining (7.9) and (7.12), we obtain

$$I_1(\alpha) = (\mathbf{Y} - \boldsymbol{\mu}_0)^T \mathbf{H}_0^{-1/2} \mathbf{B}_\alpha \mathbf{H}_0^{-1/2} (\mathbf{Y} - \boldsymbol{\mu}_0) + R_{1,\alpha}, \quad (7.13)$$

where  $\mathbf{B}_\alpha$  is defined in (3.6) and  $R_{1,\alpha} = -\mathbf{v}_\alpha^T \mathbf{H}_0^{-1/2} \mathbf{B}_\alpha \mathbf{H}_0^{-1/2} \mathbf{W}$ . We only need to study  $R_{1,\alpha}$ . By the Cauchy-Schwartz inequality, we have

$$|R_{1,\alpha}| \leq \|\mathbf{B}_\alpha \mathbf{H}_0^{-1/2} \mathbf{W}\|_2 \|\mathbf{H}_0^{-1/2} \mathbf{v}_\alpha\|_2 \leq \left( \|\mathbf{B}_{\alpha_0} \mathbf{H}_0^{-1/2} \mathbf{W}\|_2 + \|\tilde{R}_{1,\alpha}\|_2 \right) \|\mathbf{H}_0^{-1/2} \mathbf{v}_\alpha\|_2, \quad (7.14)$$

where  $\tilde{R}_{1,\alpha} = (\mathbf{B}_\alpha - \mathbf{B}_{\alpha_0}) \mathbf{H}_0^{-1/2} \mathbf{W}$ . We consider the terms on the very right-hand side of (7.14) one by one. By the Markov's inequality, and noting that  $\mathbf{H}_0 = E[\mathbf{W}\mathbf{W}^T]$  and  $\text{tr}(\mathbf{B}_{\alpha_0} \mathbf{B}_{\alpha_0}) = |\alpha_0|$ , we can derive that for any  $\gamma_n \rightarrow \infty$

$$\begin{aligned} P\left(\|\mathbf{B}_{\alpha_0} \mathbf{H}_0^{-1/2} \mathbf{W}\|_2 \geq \sqrt{|\alpha_0| \gamma_n}\right) &\leq \frac{1}{|\alpha_0| \gamma_n} E[\|\mathbf{B}_{\alpha_0} \mathbf{H}_0^{-1/2} \mathbf{W}\|_2^2] \\ &= \frac{1}{|\alpha_0| \gamma_n} \text{tr}\{\mathbf{B}_{\alpha_0} \mathbf{H}_0^{-1/2} E[\mathbf{W}\mathbf{W}^T] \mathbf{H}_0^{-1/2} \mathbf{B}_{\alpha_0}\} = \frac{1}{\gamma_n} \rightarrow 0. \end{aligned}$$

Therefore,

$$\|\mathbf{B}_{\alpha_0} \mathbf{H}_0^{-1/2} \mathbf{W}\|_2 = O_p(\sqrt{|\alpha_0|}). \quad (7.15)$$

Next, by Lemma 3 we obtain that uniformly for all  $\alpha$ :

$$\{|\alpha| - |\alpha_0|\}^{-1/2} \|\tilde{R}_{1,\alpha}\|_2 = O_p((\log p)^{\xi/2}), \quad (7.16)$$

where  $\xi$  is defined therein. Finally we consider  $\|\mathbf{H}_0^{-1/2} \mathbf{v}_\alpha\|_2$ . Since  $b'''(\cdot)$  is bounded,  $\max_{ij} |x_{ij}| = O(n^{\frac{1}{2}-\tau})$  and  $\text{supp}(\hat{\boldsymbol{\beta}}^*(\alpha)) = \text{supp}(\boldsymbol{\beta}^*(\alpha)) = \alpha$ , by (7.11) and Condition 2,

$$\begin{aligned} \|\mathbf{H}_0^{-1/2} \mathbf{v}_\alpha\|_2 &\leq C \|\mathbf{v}_\alpha\|_2 \leq C \left( \sum_{i=1}^n |\mathbf{x}_i^T (\hat{\boldsymbol{\beta}}^*(\alpha) - \boldsymbol{\beta}^*(\alpha))|^4 \right)^{1/2} \\ &\leq C |\alpha| n^{\frac{3}{2}-2\tau} \|\hat{\boldsymbol{\beta}}^*(\alpha) - \boldsymbol{\beta}^*(\alpha)\|_2^2 = |\alpha|^2 O_p(L_n^2 n^{\frac{1}{2}-2\tau} (\log p)). \end{aligned} \quad (7.17)$$

Combining (7.14) – (7.17), and in view of (7.13), we obtain that

$$I_1(\alpha) = (\mathbf{Y} - \boldsymbol{\mu}_0)^T \mathbf{H}_0^{-1/2} \mathbf{B}_\alpha \mathbf{H}_0^{-1/2} (\mathbf{Y} - \boldsymbol{\mu}_0) + R_{1,\alpha}, \quad (7.18)$$

where uniformly for all overfitted models  $\alpha$ ,

$$R_{1,\alpha} = |\alpha|^{5/2} O_p(L_n^2 n^{\frac{1}{2}-2\tau} (\log p)^{1+\frac{\xi}{2}}). \quad (7.19)$$

Next, we consider  $I_2(\alpha)$  defined in (7.10). By (7.12) we have the decomposition

$$\begin{aligned} I_2(\alpha) &= \frac{1}{2} [\widehat{\boldsymbol{\beta}}^*(\alpha) - \boldsymbol{\beta}^*(\alpha)]^T \mathbf{X}_\alpha^T \mathbf{H}_0 \mathbf{X}_\alpha [\widehat{\boldsymbol{\beta}}^*(\alpha) - \boldsymbol{\beta}^*(\alpha)] \\ &= \frac{1}{2} (\mathbf{Y} - \boldsymbol{\mu}_0)^T \mathbf{H}_0^{-1/2} \mathbf{B}_\alpha \mathbf{H}_0^{-1/2} (\mathbf{Y} - \boldsymbol{\mu}_0) + \frac{1}{2} R_{2,\alpha} - R_{1,\alpha}, \end{aligned} \quad (7.20)$$

where  $R_{2,\alpha} = \mathbf{v}_\alpha^T \mathbf{H}_0^{-1/2} \mathbf{B}_\alpha \mathbf{H}_0^{-1/2} \mathbf{v}_\alpha$ , and  $R_{1,\alpha}$  is defined in (7.18) and (7.19). We only need to study  $R_{2,\alpha}$ . Since  $b''(\cdot)$  is bounded,  $\max_{i,j} |x_{ij}| = O(n^{\frac{1}{2}-\tau})$  and  $\mathbf{B}_\alpha$  is a projection matrix, it is easy to derive that

$$R_{2,\alpha} = \mathbf{v}_\alpha^T \mathbf{H}_0^{-1/2} \mathbf{B}_\alpha \mathbf{H}_0^{-1/2} \mathbf{v}_\alpha \leq \mathbf{v}_\alpha^T \mathbf{H}_0^{-1} \mathbf{v}_\alpha \leq C \|\mathbf{v}_\alpha\|_2^2 = |\alpha|^4 O_p(n^{1-4\tau} (\log p)^2), \quad (7.21)$$

where the last step is because of Theorem 4 and (7.11). The above result is uniformly over all  $\alpha$  with  $|\alpha| \leq K$ . This, together with (7.10), and (7.19)–(7.21) ensures that uniformly for all overfitted models  $\alpha$ ,

$$\begin{aligned} I_2(\alpha) &= \frac{1}{2} (\mathbf{Y} - \boldsymbol{\mu}_0)^T \mathbf{H}_0^{-1/2} \mathbf{B}_\alpha \mathbf{H}_0^{-1/2} (\mathbf{Y} - \boldsymbol{\mu}_0) \\ &\quad + |\alpha|^{5/2} O_p(L_n^2 n^{\frac{1}{2}-2\tau} (\log p)^{1+\frac{\xi}{2}}) + |\alpha|^4 O_p(n^{1-4\tau} (\log p)^2). \end{aligned} \quad (7.22)$$

Finally, we consider  $I_3(\alpha)$  in (7.8). Since  $b'''(\cdot)$  is bounded, by Theorem 4 we have

$$|I_3(\alpha)| \leq C n^{\frac{5}{2}-3\tau} |\alpha|^{3/2} \|\widehat{\boldsymbol{\beta}}^*(\alpha) - \boldsymbol{\beta}^*(\alpha)\|_2^3 = |\alpha|^3 O_p(n^{1-3\tau} L_n^3 (\log p)^{\frac{3}{2}}),$$

where this result is uniformly over all  $\alpha$  with  $|\alpha| \leq K$ . The above result, together with (7.18), (7.22) and (7.8), completes the proof of Proposition 3.  $\square$

## 7.5 Proof of Theorem 1

*Proof.* We note that Theorem 1 is a direct consequence of the following two propositions, the proofs of which are given in the Supplementary Material.

**Proposition 4.** *In either situation a) or b) in Proposition 2, and under the same conditions, as  $n \rightarrow \infty$ ,*

$$\sup_{\substack{|\alpha| \leq K \\ \alpha \subset \{1, \dots, p\}}} \frac{1}{n|\alpha|} \left( \ell_n(\widehat{\boldsymbol{\mu}}_\alpha^*; \mathbf{Y}) - \ell_n(\boldsymbol{\mu}_\alpha^*; \mathbf{Y}) \right) = O_p(n^{-1} L_n^2 \log p).$$

**Proposition 5.** Under Conditions 1 and 2, as  $n \rightarrow \infty$ ,

$$\sup_{\substack{|\alpha| \leq K \\ \alpha \subset \{1, \dots, p\}}} \frac{1}{n|\alpha|} |\ell_n(\boldsymbol{\mu}_\alpha^*; \mathbf{Y}) - E[\ell_n(\boldsymbol{\mu}_\alpha^*; \mathbf{Y})]| = O_p(\sqrt{(\log p)/n})$$

when either a) the  $Y_i$ 's are bounded or Gaussian distributed and  $\log p = o(n)$ ; or b) the  $Y_i$ 's are unbounded and non-Gaussian distributed, additional Condition 3 holds,  $\max_{ij} |x_{ij}| = O(n^{\frac{1}{2}-\tau})$  with  $\tau \in (0, 1/2]$ , and  $K^2 \log p = o(n^{2\tau})$ .

□

## 7.6 Proofs of Theorem 2

*Proof.* Theorem 2 follows directly from Lemma 3 and Proposition 3. □

## 7.7 Proofs of Theorem 3

*Proof.* Combining (3.4) with (3.9), and in view of Theorems 4 and 2, we obtain that if  $\delta_n K^{-1} R_n^{-1} \rightarrow \infty$ ,  $a_n$  satisfies  $n \delta_n s^{-1} a_n^{-1} \rightarrow \infty$ , and  $a_n \psi_n^{-1} \rightarrow \infty$ , then

$$P \left( \inf_{\alpha \supseteq \alpha_0} \text{GIC}_{a_n}^*(\alpha) - \text{GIC}_{a_n}^*(\alpha_0) > \frac{\delta_n}{2} \text{ and } \inf_{\alpha \not\supseteq \alpha_0} \text{GIC}_{a_n}^*(\alpha) - \text{GIC}_{a_n}^*(\alpha_0) > \frac{a_n}{2n} \right) \rightarrow 1, \quad (7.23)$$

where  $R_n$  and  $\psi_n$  are specified in Theorems 1 and 2. This, together with Proposition 1 and (2.10), completes the proof of the theorem. □

## References

- Akaike, H. (1973). *Information theory and an extension of the maximum likelihood principle, in 2nd international symposium on information theory, Petrov, B. N. and Csaki, F. eds.* Akademiai Kiado, Budapest.
- Bai, Z. D., Rao, C. R., and Wu, Y. (1999). Model selection with data-oriented penalty. *Journal of Statistical Planning and Inference*, 77:103–117.
- Breheeny, P. and Huang, J. (2011). Coordinate decent algorithms for nonconvex penalized regression, with applications to biological feature selection. *The Annals of Applied Statistics*, 5:232–253.
- Bühlmann, P. and van de Geer, S. (2011). *Statistics for High-Dimensional Data: Methods, Theory and Applications.* New York: Springer.
- Chen, J. and Chen, Z. (2008). Extended Bayesian information criterion for model selection with large model space. *Biometrika*, 95:759–771.

- De La Peña, V. H. and Montgomery-Smith, S. J. (1994). Bounds on the tail probability of  $U$ -statistics and quadratic forms. *Bulletins of the American Mathematical Society*, 31:223–227.
- Dudoit, S., Fridlyand, J., and Speed, T. (2002). Comparison of discrimination methods for the classification of tumors using gene expression data. *Journal of the American Statistical Association*, 97:77–87.
- Fan, J. and Li, R. (2001). Variable selection via nonconcave penalized likelihood and its oracle properties. *Journal of the American Statistical Association*, 96:1348–1360.
- Fan, J. and Lv, J. (2010). A selective overview of variable selection in high dimensional feature space. *Statistica Sinica*, 20:101–148.
- Fan, J. and Lv, J. (2011). Non-concave penalized likelihood with np-dimensionality. *IEEE Transactions on Information Theory*, 57:5467–5484.
- Fan, J. and Song, R. (2010). Sure independence screening in generalized linear models with NP-dimensionality. *The Annals of Statistics*, 38:3567–3604.
- Friedman, J., Hastie, T., and Tibshirani, R. (2010). Regularization paths for generalized linear models via coordinate descent. *Journal of Statistical Software*, 33:1–22.
- van de Geer, S. (2002) M-estimation using penalties or sieves. *Journal of Statistical Planning and Inference*, 108: 55-69.
- Golub, T. R., Slonim, D. K., Tamayo, P., Huard, C., Gaasenbeek, M., Mesirov, J. P., Coller, H., Loh, M. L., Downing, J. R., Caligiuri, M. A., Bloomfield, C. D., and Lander, E. S. (1999). Molecular classification of cancer: Class discovery and class prediction by gene expression monitoring. *Science*, 286:531–537.
- Hastie, T., Tibshirani, R., and Friedman, J. (2009). *The Elements of Statistical Learning—Data Mining, Inference and Prediction*. New York: Springer, 2nd edition.
- Jagannathan, R. and Ma, T. (2003). Risk reduction in large portfolios: why imposing the wrong constraints helps. *Journal of Finance*, 58:1651–1683.
- Lv, J. and Fan, Y. (2009). A unified approach to model selection and sparse recovery using regularized least squares. *The Annals of Statistics*, 37:3498–3528.
- Lv, J. and Liu, J. (2010). Model selection principles in misspecified models. *Manuscript*.
- McCullagh, P. and Nelder, J. A. (1989). *Generalized linear models*. Chapman and Hall/CRC.
- Nishii, R. (1984). Asymptotic properties of criteria for selection of variables in multiple regression. *The Annals of Statistics*, 12:758–765.
- Schwarz, G. (1978). Estimating the dimension of a model. *The Annals of Statistics*, 6:461–464.



- Shao, J. (1997). An asymptotic theory for linear model selection. *Statistica Sinica*, 7:221–264.
- Tibshirani, R. (1996). Regression shrinkage and selection via the Lasso. *Journal of the Royal Statistical Society Series B* 58, 267–288.
- van der Hilst, R., de Hoop, M., Wang, P., Shim, S.-H., Ma, P., and Tenorio, L. (2007). Seismo-stratigraphy and thermal structure of earth’s core-mantle boundary region. *Science*, 315:1813–1817.
- van der Vaart, A. W. and Wellner, J. A. (1996). *Weak Convergence and Empirical Processes*. New York: Springer.
- Wang, T. and Zhu, L. (2011). Consistent tuning parameter selection in high dimensional sparse linear regression. *Journal of Multivariate Analysis*, 102:1141–1151.
- Wang, H., Li, B., and Leng, C. (2009). Shrinkage tuning parameter selection with a diverging number of parameters. *Journal of the Royal Statistical Society, Series B*, 71:671–683.
- Wang, H. (2009). Forward regression for ultra-high dimensional variable screening. *Journal of the American Statistical Association*, 104: 1512–1524.
- Wang, H., Li, R., and Tsai, C. L. (2007). Tuning parameter selectors for the smoothly clipped absolute deviation method. *Biometrika*, 94:553–568.
- Yang, Y. (2005). Can the strengths of aic and bic be shared? A conflict between model identification and regression estimation. *Biometrika*, 92:937–950.
- Zhang, C. H. and Huang, J. (2006). The sparsity and bias of the Lasso selection in high-dimensional linear regression. *The Annals of Statistics*, 36:1567–1594.
- Zhang, Y., Li, R., and Tsai, C. L. (2010). Regularization parameter selections via generalized information criterion. *Journal of American Statistical Association*, 105:312–323.
- Zhao, P. and Yu, B. (2006). On model selection consistency of Lasso. *Journal of Machine Learning Research*, 7:2541–2563.
- Zhang, C.-H. (2010). Nearly unbiased variable selection under minimax concave penalty. *The Annals of Statistics*, 38:894–942.
- Zou, H. and R. Li (2008). One-step sparse estimates in nonconcave penalized likelihood models (with discussion). *The Annals of Statistics*, 36:1509–1533.

# Supplementary Material to “Tuning Parameter Selection in High-Dimensional Penalized Likelihood”

Yingying Fan and Cheng Yong Tang

This Supplementary Material contains proofs of Lemmas 1-3, and Propositions 4 and 5.

## 1 Proofs of Lemmas

### 1.1 Proof of Lemma 1

*Proof.* The first result follows trivially from the definition of the uniform sub-Gaussian distribution. So, we only prove the second result.

Since  $E[W_i] = 0$ , by the definition of condition expectation,

$$E[W_i | |W_i| \leq \tilde{L}_n] = \frac{E[W_i 1\{|W_i| \leq \tilde{L}_n\}]}{P(|W_i| \leq \tilde{L}_n)} = -\frac{1}{P(|W_i| \leq \tilde{L}_n)} E[W_i 1\{|W_i| > \tilde{L}_n\}]. \quad (\text{A.1})$$

Next, note that  $|E[W_i 1\{|W_i| > \tilde{L}_n\}]| \leq E[|W_i| 1\{|W_i| > \tilde{L}_n\}]$ . By the definition of expectation, the right-hand side can be further bounded as

$$\begin{aligned} E[|W_i| 1\{|W_i| > \tilde{L}_n\}] &= \int_0^\infty P(|W_i| 1\{|W_i| > \tilde{L}_n\} \geq t) dt \\ &= \tilde{L}_n P(|W_i| > \tilde{L}_n) + \int_{\tilde{L}_n}^\infty P(|W_i| > t) dt. \end{aligned}$$

Further, by (6.3) in Condition 3 and the tail inequality for Gaussian density  $\int_{\tilde{L}_n}^\infty \exp(-c_3 t^2) dt \leq C \tilde{L}_n^{-1} \exp(-C \tilde{L}_n^2)$ , it follows that

$$|E[W_i 1\{|W_i| > \tilde{L}_n\}]| \leq c_2 \tilde{L}_n \exp(-c_3 \tilde{L}_n^2) + c_2 \int_{\tilde{L}_n}^\infty \exp(-c_3 t^2) dt \leq C \tilde{L}_n \exp(-C \tilde{L}_n^2).$$

This, together with (A.1) and (6.3), yields

$$E[W_i | |W_i| \leq \tilde{L}_n] \leq C \tilde{L}_n \exp(-C \tilde{L}_n^2).$$

This and the independence of  $W_i$  ensure the second result in the lemma.  $\square$

### 1.2 Proof of Lemma 2

*Proof.* Define  $\tilde{Z}_\alpha(N)$  as

$$\tilde{Z}_\alpha(N) = \sup_{\boldsymbol{\beta} \in \mathcal{B}_\alpha(N)} n^{-1} \left| \ell_n(\boldsymbol{\beta}) - \ell_n(\boldsymbol{\beta}^*(\alpha)) - E[\ell_n(\boldsymbol{\beta}) - \ell_n(\boldsymbol{\beta}^*(\alpha)) | \Omega_n] \right|. \quad (\text{A.2})$$

By the definition of  $Z_\alpha(N)$  and  $\tilde{Z}_\alpha(N)$ , we have the following triangular inequality:

$$\sup_{|\alpha| \leq K} \frac{1}{|\alpha|} Z_\alpha(N) \leq \sup_{|\alpha| \leq K} \frac{1}{|\alpha|} \tilde{Z}_\alpha(N) + \sup_{|\alpha| \leq K, \boldsymbol{\beta} \in \mathcal{B}_\alpha(N)} \frac{1}{|\alpha|} R_\alpha(\boldsymbol{\beta}) \equiv I_1(N) + I_2(N), \quad (\text{A.3})$$

where  $R_\alpha(\boldsymbol{\beta}) = \frac{1}{n} |(E[\mathbf{Y}] - E[\mathbf{Y}|\Omega_n])^T \mathbf{X}(\boldsymbol{\beta} - \boldsymbol{\beta}^*(\alpha))|$ . We will prove that with  $N = \gamma_n L_n \sqrt{|\alpha|(\log p)/n}$ ,

$$I_1(N) = o((\log p)/n), \quad (\text{A.4})$$

$$I_2(N) = O_p(L_n^2 n^{-1}(\log p)). \quad (\text{A.5})$$

Then combining (A.3)-(A.5) completes the proof.

We now proceed to prove (A.4). Note that  $n^{-1} \mathbf{X}_\alpha^T \mathbf{X}_\alpha$  has bounded eigenvalues as assumed in Condition 2, by Cauchy-Schwarz inequality and Lemma 1 we have

$$\begin{aligned} R_\alpha(\boldsymbol{\beta}) &\leq n^{-1} \|E[\mathbf{W}|\Omega_n]\|_2 \|\mathbf{X}_\alpha(\boldsymbol{\beta} - \boldsymbol{\beta}^*(\alpha))\|_2 \\ &\leq c_1^{-1/2} \|n^{-1/2} E[\mathbf{W}|\Omega_n]\|_2 \|\boldsymbol{\beta} - \boldsymbol{\beta}^*(\alpha)\|_2 \leq C \exp(-C \tilde{L}_n^2) N. \end{aligned}$$

Taking  $\tilde{L}_n = C_1 \sqrt{\log n}$  with  $C_1$  being some large positive constant completes the proof of (A.4).

Now, we prove (A.5). The key is to use concentration inequalities in the empirical process literature to prove the uniform convergence result for  $\tilde{Z}_\alpha(N)$ . For  $\boldsymbol{\beta}_1, \boldsymbol{\beta}_2 \in \mathcal{B}_\alpha(N)$ , by the middle-value theorem  $b(\mathbf{x}_i^T \boldsymbol{\beta}_1) - b(\mathbf{x}_i^T \boldsymbol{\beta}_2) = b'(\mathbf{x}_i^T \tilde{\boldsymbol{\beta}})(\mathbf{x}_i^T \boldsymbol{\beta}_1 - \mathbf{x}_i^T \boldsymbol{\beta}_2)$  with  $\tilde{\boldsymbol{\beta}}$  lying on the line segment connecting  $\boldsymbol{\beta}_1$  and  $\boldsymbol{\beta}_2$ . Moreover, it follows from (6.2) in Condition 3 that  $|b'(\mathbf{x}_i^T \tilde{\boldsymbol{\beta}})| \leq m_n$ . Thus, conditioning on  $\Omega_n$ ,  $\rho(\cdot, Y_i)$  satisfies the Lipschitz inequality

$$\begin{aligned} |\rho(\mathbf{x}_i^T \boldsymbol{\beta}_1, Y_i) - \rho(\mathbf{x}_i^T \boldsymbol{\beta}_2, Y_i)| &= | -Y_i(\mathbf{x}_i^T \boldsymbol{\beta}_1 - \mathbf{x}_i^T \boldsymbol{\beta}_2) + b(\mathbf{x}_i^T \boldsymbol{\beta}_1) - b(\mathbf{x}_i^T \boldsymbol{\beta}_2) | \\ &\leq L_n |\mathbf{x}_i^T (\boldsymbol{\beta}_1 - \boldsymbol{\beta}_2)| \end{aligned} \quad (\text{A.6})$$

with  $L_n = \tilde{L}_n + 2m_n$ .

Let  $\varepsilon_1, \dots, \varepsilon_n$  be a Rademacher sequence, independent of  $W_1, \dots, W_n$ . By the symmetrization theorem combined with the Lipschitz condition (A.6) and the concentration inequality (see, for example, Theorems 14.3 and 14.4 in Bühlmann and van de Geer (2011)), we obtain that

$$\begin{aligned} E[\tilde{Z}_\alpha(N)|\Omega_n] &\leq 2E \left[ \sup_{\boldsymbol{\beta} \in \mathcal{B}_\alpha(N)} n^{-1} \left| \sum_{i=1}^n \varepsilon_i (\rho(\mathbf{x}_i^T \boldsymbol{\beta}, Y_i) - \rho(\mathbf{x}_i^T \boldsymbol{\beta}^*(\alpha), Y_i)) \right| \Omega_n \right] \\ &\leq 4L_n E \left[ \sup_{\boldsymbol{\beta} \in \mathcal{B}_\alpha(N)} n^{-1} \left| \sum_{i=1}^n \varepsilon_i (\mathbf{x}_i^T \boldsymbol{\beta} - \mathbf{x}_i^T \boldsymbol{\beta}^*(\alpha)) \right| \right]. \end{aligned} \quad (\text{A.7})$$

Now, by the Cauchy-Schwartz inequality,

$$\sup_{\boldsymbol{\beta} \in \mathcal{B}_\alpha(N)} \left| \frac{1}{n} \sum_{i=1}^n \varepsilon_i (\mathbf{x}_i^T \boldsymbol{\beta} - \mathbf{x}_i^T \boldsymbol{\beta}^*(\alpha)) \right| \leq \left( \sup_{\boldsymbol{\beta} \in \mathcal{B}_\alpha(N)} \|\boldsymbol{\beta} - \boldsymbol{\beta}^*(\alpha)\|_2 \right) \left( \sum_{j \in \alpha} \left| \frac{1}{n} \sum_{i=1}^n (\varepsilon_i x_{ij})^2 \right| \right)^{1/2}. \quad (\text{A.8})$$

Since  $\sum_{i=1}^n x_{ij}^2 = n$  for any  $j \in \{1, \dots, p\}$ , it follows from the definition of  $\varepsilon_i$ 's that

$$E\left(\sum_{j \in \alpha} \left|n^{-2} \sum_{i=1}^n (\varepsilon_i x_{ij})^2\right|\right)^{1/2} \leq \left(n^{-2} \sum_{j \in \alpha} \sum_{i=1}^n E[(\varepsilon_i x_{ij})^2]\right)^{1/2} = \sqrt{|\alpha|/n}. \quad (\text{A.9})$$

Combing (A.7)–(A.9) ensures that

$$E[\tilde{Z}_\alpha(N)|\Omega_n] \leq 4L_n N \sqrt{|\alpha|/n}. \quad (\text{A.10})$$

For all  $|\alpha| \leq K$ , by Condition 2,

$$n^{-1} \sum_{i=1}^n (L_n \mathbf{x}_i^T (\boldsymbol{\beta}(\alpha) - \boldsymbol{\beta}_0))^2 = n^{-1} L_n^2 (\boldsymbol{\beta}(\alpha) - \boldsymbol{\beta}_0)^T \mathbf{X}_\alpha^T \mathbf{X}_\alpha (\boldsymbol{\beta}(\alpha) - \boldsymbol{\beta}_0) \leq c_1^{-1} L_n^2 N^2.$$

Combining this with the Lipschitz inequality (A.6), and applying the Massart's concentration theory (see Theorem 14.2 in Bühlmann and van de Geer (2011)) yields that for any  $t > 0$ ,

$$P\left(\tilde{Z}_\alpha(N) \geq E[\tilde{Z}_\alpha(N)|\Omega_n] + t \mid \Omega_n\right) \leq \exp(-nc_1 t^2 / (2L_n^2 N^2)).$$

Taking  $t = 4NL_n u \sqrt{|\alpha|/n}$  with  $u > 0$ , and in view of the bound (A.7), we obtain

$$P\left(\tilde{Z}_\alpha(N) \geq 4L_n N \sqrt{|\alpha|/n} (1+u) \mid \Omega_n\right) \leq \exp(-8c_1 |\alpha| u^2).$$

Further note that  $\binom{p}{k} \leq (pe/k)^k$  for any  $0 \leq k \leq p$ . So taking  $N = N_n \equiv L_n \sqrt{|\alpha|/n} (1+u)$ , we have

$$\begin{aligned} & P\left(\sup_{|\alpha| \leq K} \frac{1}{|\alpha|} \tilde{Z}_\alpha(N_n) \geq 4L_n^2 n^{-1} (1+u)^2 \mid \Omega_n\right) \\ & \leq \sum_{|\alpha| \leq K} P\left(\tilde{Z}_\alpha(N_n) \geq 4|\alpha| L_n^2 n^{-1} (1+u)^2 \mid \Omega_n\right) \leq \sum_{k \leq K} (pe/k)^k \exp(-8c_1 k u^2). \end{aligned} \quad (\text{A.11})$$

Now, taking  $u = \gamma_n \sqrt{\log p}$  with  $\gamma_n$  some slowly diverging sequence in (A.11), we have

$$P\left(\sup_{|\alpha| \leq K} \frac{1}{|\alpha|} \tilde{Z}_\alpha(N_n) \geq 4\gamma_n^2 L_n^2 n^{-1} \log p \mid \Omega_n\right) \rightarrow 0.$$

Finally, since for any event  $A$  we have  $P(A) \leq P(A|\Omega_n) + P(\Omega_n^c)$ , it follows from the result above that

$$P\left(\sup_{|\alpha| \leq K} \frac{1}{|\alpha|} \tilde{Z}_\alpha(N_n) \geq 4\gamma_n^2 L_n^2 n^{-1} \log p\right) \leq o(1) + P(\Omega_n^c).$$

By Lemma 1,  $P(\Omega_n^c) \rightarrow 0$  if  $\tilde{L}_n = C_1 \sqrt{\log n}$  with  $C_1$  being a large enough constant. Thus, (A.5) has been proved and the result in the lemma follows.

If in addition the  $Y_i$ 's are bounded, then  $\tilde{L}_n$  and  $m_n$  can both be taken as the upper bound of the  $Y_i$ 's, and  $\Omega_n$  becomes the whole probability space. Thus, the second result in Lemma 1 follows easily by similar arguments.  $\square$

### 1.3 Proof of Lemma 3

*Proof.* To ease the presentation, denote by  $k = |\alpha| - |\alpha_0|$ , and  $\mathbf{P}_\alpha = (P_{ij}) = \mathbf{B}_\alpha - \mathbf{B}_{\alpha_0}$ . Then,  $\mathbf{P}_\alpha$  is a projection matrix. Since  $\text{tr}(\mathbf{P}_\alpha - \mathbf{P}_{\alpha_0}) = k$  and  $\text{tr}((\mathbf{P}_\alpha)^2) = \text{tr}(\mathbf{P}_\alpha) = k$ , it is easy to obtain that  $\sum_{i=1}^n P_{ii} = k$  and  $\sum_{i,j} P_{ij}^2 = k$ . Moreover, since  $\mathbf{P}_\alpha$  is the projection matrix, it follows that  $0 \leq P_{ii} \leq 1$ . The key is the following decomposition:

$$\frac{1}{k} \tilde{\mathbf{Y}}^T \mathbf{P}_\alpha \tilde{\mathbf{Y}} = \frac{1}{k} \sum_{i=1}^n P_{ii} \tilde{Y}_i^2 + \frac{1}{k} \sum_{i \neq j} P_{ij} \tilde{Y}_i \tilde{Y}_j \equiv I_1(\alpha) + I_2(\alpha). \quad (\text{A.12})$$

The first term  $I_1(\alpha)$  is a summation of independent random variables, and its tail probability has been thoroughly studied in the literature. The difficulty comes from the second term  $I_2(\alpha)$ , whose summands are not independent. To overcome this difficulty, we use the decoupling inequality. According to De La Peña and Montgomery-Smith (1994), the tail probability of  $I_2(\alpha)$  can be obtained by comparing with the random variable  $\tilde{I}_2(\alpha) = k^{-1} \sum_{i \neq j} P_{ij} \tilde{Y}_i \tilde{Y}_j^*$ , where  $(\tilde{Y}_1^*, \dots, \tilde{Y}_n^*)$  is an independent copy of  $(\tilde{Y}_1, \dots, \tilde{Y}_n)$ . Specifically, there exists a constant  $C > 0$  independent of  $n$  and  $\alpha$ , such that

$$P\left(k^{-1} \left| \sum_{i \neq j} P_{ij} \tilde{Y}_i \tilde{Y}_j \right| \geq t\right) \leq CP\left(k^{-1} \left| \sum_{i \neq j} P_{ij} \tilde{Y}_i \tilde{Y}_j^* \right| \geq C^{-1}t\right), \quad (\text{A.13})$$

where the right-hand side is the tail probability of the sum of independent random variables.

We separate the cases when  $Y_i$ 's are bounded or sub-Gaussian.

**When the  $Y_i$ 's are bounded:** We first consider  $I_1(\alpha)$ . Note that  $E[I_1(\alpha)] = 1$  and  $\sum_{i=1}^n k^{-2} P_{ii}^2 \leq k^{-2} \sum_{i,j} P_{ij}^2 = k^{-1}$ . Since the  $\tilde{Y}_i$ 's are independent, by Hoeffding's inequality (see Bühlmann and van de Geer, 2011), we obtain that for any  $x > 0$ ,

$$P(I_1(\alpha) \geq 1 + x) \leq 2 \exp\left(-\frac{Cx^2}{\sum_{i=1}^n k^{-2} P_{ii}^2}\right) \leq 2 \exp\left(-Ckx^2\right).$$

Thus, taking  $x = \sqrt{\gamma_n \log p}$  with  $\gamma_n$  any diverging sequence and noting that  $\binom{p}{k} \leq (pe/k)^k$  for any positive integers  $p, k$ , we have

$$\begin{aligned} P\left(\sup_{|\alpha| \leq K} I_1(\alpha) \geq 1 + \sqrt{\gamma_n \log p}\right) &\leq \sum_{|\alpha| \leq K} P\left(I_1(\alpha) \geq 1 + \sqrt{\gamma_n \log p}\right) \\ &\leq 2 \sum_{k=1}^{K-s} \binom{p-s}{k} \exp(-Ck\gamma_n \log p) \leq 2C \sum_{k=1}^K ((p-s)e/k)^k \exp(-Ck\gamma_n \log p) \rightarrow 0. \end{aligned} \quad (\text{A.14})$$

This ensures that

$$\sup_{|\alpha| \leq K} I_1(\alpha) = O_p(\sqrt{\log p}). \quad (\text{A.15})$$

Next, we consider  $I_2(\alpha)$ . Since  $\sum_{i \neq j} P_{ij}^2 = \sum_i (P_{ii} - P_{ii}^2) < k$ , by (A.13) and the Hoeffding's inequality

$$P(|I_2(\alpha)| \geq t) \leq CP \left( \frac{1}{k} \left| \sum_{i \neq j} P_{ij} \tilde{Y}_i \tilde{Y}_j^* \right| \geq C^{-1}t \right) \leq C \exp \left( - \frac{C^{-2}k^2t^2}{\sum_{i \neq j} P_{ij}^2} \right) \leq C \exp(-Ckt^2).$$

Thus, using a similar argument as that for  $I_1(\alpha)$  we obtain

$$\sup_{|\alpha| \leq K} I_2(\alpha) = O_p(\sqrt{\log p}). \quad (\text{A.16})$$

Combining (A.15) and (A.16) with (A.12) completes the proof.

**When  $Y_i$ 's are sub-Gaussian:** First consider  $I_1(\alpha)$ . It follows easily from Conditions 1 and 3 that  $\tilde{Y}_i$ 's are also sub-Gaussian. By Condition 3 and Stirling's formula  $m! \sim (2\pi m)^{1/2}(m/e)^m$ , we have for all  $m \geq 2$ ,

$$\begin{aligned} E|\tilde{Y}_i^2|^m &= m \int x^{2m-1} P(|\tilde{Y}_i| \geq x) dx \leq Cm \int x^{2m-1} \exp(-Cx^2) dx \\ &\leq 2CmC^{2m}m! \leq Cm^{3/2}C^m m^m. \end{aligned} \quad (\text{A.17})$$

Thus, applying Stirling's formula  $m! \sim (2\pi m)^{1/2}(m/e)^m$  one more time yields

$$E|P_{ii}\tilde{Y}_i^2|^m \leq Cm^{3/2}(CP_{ii})^m m^m \leq m!C^{m-2}P_{ii}^2/2, \text{ for } m \geq 2.$$

By Bernstein's inequality (see van der Vaart and Wellner, 1996), and noting that  $\sum_{i=1}^n P_{ii}^2 \leq k$ , we obtain that for any  $x > 0$ ,

$$P(I_1(\alpha) \geq x^2) = P\left(\sum_{i=1}^n P_{ii}\tilde{Y}_i^2 \geq kx^2\right) \leq 2 \exp\left(-\frac{k^2x^4}{2(\sum_{i=1}^n P_{ii}^2 + Ckx^2)}\right) \leq 2 \exp(-Ckx^2).$$

Taking  $x = \sqrt{\gamma_n \log p}$  with any  $\gamma_n \rightarrow \infty$  we have

$$P(I_1(\alpha) \geq \gamma_n \log p) \leq C \exp(-C\gamma_n |\alpha| \log p).$$

Since  $\binom{p}{k} \leq (pe/k)^k$ , it follows from the above inequality that

$$\begin{aligned} P\left(\sup_{|\alpha| \leq K} I_1(\alpha) \geq \gamma_n \log p\right) &\leq \sum_{|\alpha| \leq K} C \exp(-C|\alpha|\gamma_n \log p) \\ &\leq \sum_{k=1}^K \binom{p}{k} C \exp(-Ck\gamma_n \log p) \leq \sum_{k=1}^K (pe/k)^k C \exp(-Ck\gamma_n \log p) \rightarrow 0. \end{aligned}$$

Thus,

$$\sup_{|\alpha| \leq K} I_1(\alpha) = O_p(\log p). \quad (\text{A.18})$$

Now, we consider  $I_2(\alpha)$ . Since  $(Y_1, \dots, Y_n)$  and  $(Y_1^*, \dots, Y_n^*)$  are independent copies, by the moment inequality (A.17) we have

$$\sum_{i \neq j} |P_{ij}|^m E[|\tilde{Y}_i \tilde{Y}_j^*|^m] \leq C m^3 C^m m^m P_{ij}^2 \leq C m^{5/2} C^m m! P_{ij}^2 \leq m! C^{m-2} P_{ij}^2 / 2,$$

for all  $m \geq 2$  and  $i \neq j \in \{1, \dots, n\}$ . Thus, in view of (A.13), and by Bernstein's inequality and  $\sum_{i \neq j} P_{ij}^2 \leq k$ ,

$$\begin{aligned} P(|I_2(\alpha)| \geq x) &\leq CP \left( \frac{1}{k} \left| \sum_{i \neq j} P_{ij} \tilde{Y}_i \tilde{Y}_j^* \right| \geq C^{-1} x \right) \\ &\leq C \exp \left( - \frac{1}{2C} \frac{k^2 x^2}{\sum_{i \neq j} P_{ij}^2 + C x k} \right) \leq C \exp(-C k x). \end{aligned}$$

Taking  $x = \gamma_n \log p$  and using same argument as for  $I_1(\alpha)$ , we obtain that

$$\sup_{|\alpha| \leq K} I_2(\alpha) = O_p(\log p). \quad (\text{A.19})$$

Hence, the second result of Lemma 3 follows immediately from (A.18) and (A.19).  $\square$

## 2 Proof of Proposition 4

*Proof.* First consider non-Gaussian errors. Define the event

$$\mathcal{E}_n = \left\{ \sup_{|\alpha| \leq K} \{ |\alpha|^{-1/2} \|\widehat{\beta}^*(\alpha) - \beta^*(\alpha)\|_2 \} \leq L_n \gamma_n \sqrt{(\log p)/n} \right\},$$

where  $\gamma_n$  is some slowly diverging sequence and  $L_n$  is defined in Proposition 2. The key of the proof is the following inequality

$$\begin{aligned} &P \left( \sup_{|\alpha| \leq K} \frac{1}{|\alpha|} |\ell_n(\widehat{\beta}(\alpha)) - \ell_n(\beta^*(\alpha))| \geq t \mid \mathcal{E}_n \right) \\ &\leq P \left( \sup_{|\alpha| \leq K} \frac{1}{|\alpha|} |\ell_n(\widehat{\beta}(\alpha)) - \ell_n(\beta^*(\alpha))| \geq t \mid \mathcal{E}_n \right) + P(\mathcal{E}_n^c). \end{aligned} \quad (\text{A.20})$$

Since  $P(\mathcal{E}_n^c) = o(1)$  by Proposition 2, we only need to consider the first term above.

For each given model  $\alpha$ , by definitions of  $\widehat{\beta}^*(\alpha)$  and  $\beta^*(\alpha)$ , we obtain that  $\ell_n(\widehat{\beta}^*(\alpha)) \geq \ell_n(\beta^*(\alpha))$  and  $E[\ell_n(\beta^*(\alpha)) - \ell_n(\widehat{\beta}^*(\alpha))] = I(\widehat{\beta}^*(\alpha)) - I(\beta^*(\alpha)) \geq 0$ , where  $\widehat{\beta}^*(\alpha)$  should be understood as a parameter of  $E[\ell_n(\beta)]$ . Thus, conditioning on the event  $\mathcal{E}_n$ , with  $N_n \equiv \gamma_n L_n \sqrt{|\alpha|(\log p)/n}$ ,

$$\begin{aligned} 0 \leq \ell_n(\widehat{\beta}^*(\alpha)) - \ell_n(\beta^*(\alpha)) &\leq (\ell_n(\widehat{\beta}^*(\alpha)) - E[\ell_n(\widehat{\beta}^*(\alpha))]) \\ &\quad - (\ell_n(\beta^*(\alpha)) - E[\ell_n(\beta^*(\alpha))]) \leq n Z_\alpha(N_n). \end{aligned}$$



In view of Lemma 2, we have that, conditioning on  $\mathcal{E}_n$ ,

$$\sup_{|\alpha| \leq K} \frac{1}{|\alpha|} \left( \ell_n(\widehat{\boldsymbol{\beta}}^*(\alpha)) - \ell_n(\boldsymbol{\beta}^*(\alpha)) \right) \leq O_p(L_n^2(\log p)).$$

This, together with (A.20), completes the proof.

Now, we consider Gaussian errors. First, note that for a given model  $\alpha$ , we have

$$\mathbf{X}_\alpha^T (\mathbf{X}\boldsymbol{\beta}_0 - \mathbf{X}\boldsymbol{\beta}^*(\alpha)) = 0. \quad (\text{A.21})$$

So, using (A.21), and by direct calculations, we have  $\widehat{\boldsymbol{\beta}}^*(\alpha) = \boldsymbol{\beta}^*(\alpha) + (\mathbf{X}_\alpha^T \mathbf{X}_\alpha)^{-1} \mathbf{X}_\alpha^T \mathbf{W}$  and

$$\begin{aligned} \ell_n(\widehat{\boldsymbol{\beta}}^*(\alpha)) &= \frac{1}{2} (\boldsymbol{\beta}^*(\alpha))^T \mathbf{X}^T \mathbf{X} \boldsymbol{\beta}^*(\alpha) + \mathbf{W}^T \mathbf{X} \boldsymbol{\beta}^*(\alpha) + \frac{1}{2} \mathbf{W}^T \mathbf{X}_\alpha (\mathbf{X}_\alpha^T \mathbf{X}_\alpha)^{-1} \mathbf{X}_\alpha^T \mathbf{W}, \\ \ell_n(\boldsymbol{\beta}^*(\alpha)) &= \mathbf{W}^T \mathbf{X} \boldsymbol{\beta}^*(\alpha) + \frac{1}{2} (\boldsymbol{\beta}^*(\alpha))^T \mathbf{X}^T \mathbf{X} \boldsymbol{\beta}^*(\alpha). \end{aligned}$$

Combining the above two equations yields

$$2(\ell_n(\widehat{\boldsymbol{\beta}}^*(\alpha)) - \ell_n(\boldsymbol{\beta}^*(\alpha))) = \mathbf{W}^T \mathbf{X}_\alpha (\mathbf{X}_\alpha^T \mathbf{X}_\alpha)^{-1} \mathbf{X}_\alpha^T \mathbf{W},$$

where the right-hand side term is  $\chi_{|\alpha|}^2$  distributed. This follows that for any  $t > 0$ ,

$$P\left(2(\ell_n(\widehat{\boldsymbol{\beta}}^*(\alpha)) - \ell_n(\boldsymbol{\beta}^*(\alpha))) \geq |\alpha|t\right) \leq C \exp(-C|\alpha|t).$$

Using same argument as that for (A.11) completes the proof. □

### 3 Proof of Proposition 5

*Proof.* By direct calculations,

$$\ell_n(\boldsymbol{\beta}^*(\alpha)) - E[\ell_n(\boldsymbol{\beta}^*(\alpha))] = \mathbf{W}^T \mathbf{X} \boldsymbol{\beta}^*(\alpha).$$

If  $W_i$ 's are bounded, then by Hoeffding's inequality (see Bühlmann and van de Geer, 2011) we obtain that for any  $t > 0$ ,

$$P\left(|\mathbf{W}^T \mathbf{X} \boldsymbol{\beta}^*(\alpha)| \geq t\right) \leq C \exp\left(-\frac{Ct^2}{\sum_{i=1}^n (\mathbf{x}_i^T \boldsymbol{\beta}^*(\alpha))^2}\right). \quad (\text{A.22})$$

Since  $\sum_{i=1}^n (\mathbf{x}_i^T \boldsymbol{\beta}^*(\alpha))^2 = \boldsymbol{\beta}^*(\alpha)^T \mathbf{X}_\alpha^T \mathbf{X}_\alpha \boldsymbol{\beta}^*(\alpha) \leq Cn|\alpha|$ , if we take  $t = |\alpha| \sqrt{n\gamma_n \log p}$  with  $\gamma_n$  some slowly diverging sequence, then

$$P\left(|\mathbf{W}^T \mathbf{X}_\alpha \boldsymbol{\beta}^*(\alpha)| \geq |\alpha| \sqrt{\gamma_n n \log p}\right) \leq C \exp(-C\gamma_n |\alpha| \log p).$$

Thus, using the same argument as that for (A.11) completes the proof.

For Gaussian errors and a given model  $\alpha$ ,  $\mathbf{W}^T \mathbf{X}_\alpha \boldsymbol{\beta}^*(\alpha) \sim N(0, (\boldsymbol{\beta}^*(\alpha))^T \mathbf{X}_\alpha^T \mathbf{X}_\alpha \boldsymbol{\beta}^*(\alpha))$ . Since  $(\boldsymbol{\beta}^*(\alpha))^T \mathbf{X}_\alpha^T \mathbf{X}_\alpha \boldsymbol{\beta}^*(\alpha) \leq Cn|\alpha|$ , it follows that

$$P\left(\ell_n(\boldsymbol{\beta}^*(\alpha)) - E[\ell_n(\boldsymbol{\beta}^*(\alpha))] \geq Ct\sqrt{|\alpha|n}\right) \leq C \exp(-Ct^2).$$

Taking  $t = \sqrt{\gamma_n |\alpha| \log p}$ , using the same argument as that for (A.11) completes the proof.

Finally, we consider unbounded errors. Similar to (A.17), we have for  $m = 2, 3, \dots$

$$E[|\mathbf{x}_i^T \boldsymbol{\beta}^*(\alpha) W_i|^m] \leq Cm(|\mathbf{x}_i^T \boldsymbol{\beta}^*(\alpha)|C)^m (m/2)! \leq (|\mathbf{x}_i^T \boldsymbol{\beta}^*(\alpha)|)^2 (\|\mathbf{X}_\alpha \boldsymbol{\beta}^*(\alpha)\|_\infty C)^{m-2} \frac{m!}{2}.$$

Thus, an application of Bernstein's inequality yields that for any  $t > 0$ ,

$$P\left(|\mathbf{W}^T \mathbf{X}_\alpha \boldsymbol{\beta}^*(\alpha)| \geq \sqrt{nt}\right) \leq 2 \exp\left(-\frac{1}{2} \frac{nt^2}{C\|\mathbf{X}_\alpha^T \boldsymbol{\beta}^*(\alpha)\|_2^2 + C\sqrt{n}\|\mathbf{X}_\alpha \boldsymbol{\beta}^*(\alpha)\|_\infty t}\right). \quad (\text{A.23})$$

Note that  $\|\mathbf{X}_\alpha^T \boldsymbol{\beta}^*(\alpha)\|_2^2 = O(|\alpha|n)$  and  $\|\mathbf{X}_\alpha \boldsymbol{\beta}^*(\alpha)\|_\infty \leq \|\mathbf{X}_\alpha\|_\infty \|\boldsymbol{\beta}^*(\alpha)\|_\infty \leq C|\alpha| \max_{ij} |x_{ij}|$ . Thus,  $\|\mathbf{X}_\alpha \boldsymbol{\beta}^*(\alpha)\|_2^2 / (\sqrt{n}\|\mathbf{X}_\alpha \boldsymbol{\beta}^*(\alpha)\|_\infty) \geq n^t$ . Taking  $t = |\alpha| \sqrt{\gamma_n \log p}$ , then if  $K^2(\log p)/n^{2\tau} \rightarrow 0$ , we have  $\|\mathbf{X}_\alpha \boldsymbol{\beta}^*(\alpha)\|_2^2 \gg \sqrt{n}\|\mathbf{X}_\alpha \boldsymbol{\beta}^*(\alpha)\|_\infty t$ , and thus (A.23) becomes

$$P\left(|\mathbf{W}^T \mathbf{X}_\alpha \boldsymbol{\beta}^*(\alpha)| \geq |\alpha| \sqrt{\gamma_n n \log p}\right) \leq 2 \exp(-C\gamma_n |\alpha| \log p).$$

Using a similar argument as that for (A.11) completes the proof. □