

# A functional renormalization group approach to electronic structure calculations for systems without translational symmetry

Christian Seiler and Ferdinand Evers

*Institut für Theoretische Physik, Universität Regensburg, D-93053 Regensburg*

(Dated: May 14, 2016)

A formalism for electronic-structure calculations is presented that is based on the functional renormalization group (FRG). The traditional FRG has been formulated for systems that exhibit a translational symmetry with an associated Fermi surface, which can provide the organization principle for the renormalization group (RG) procedure. We here advance an alternative formulation, where the RG-flow is organized in the energy-domain rather than in  $k$ -space. This has the advantage that it can also be applied to inhomogeneous matter lacking a band-structure, such as disordered metals or molecules. The energy-domain FRG ( $\epsilon$ FRG) presented here accounts for Fermi-liquid corrections to quasi-particle energies and particle-hole excitations. It goes beyond the state of the art GW-BSE, because in  $\epsilon$ FRG the Bethe-Salpeter equation (BSE) is solved in a self-consistent manner. An efficient implementation of the approach that has been tested against exact diagonalization calculations and calculations based on the density matrix renormalization group is presented.

Similar to the conventional FRG, also the  $\epsilon$ FRG is able to signalize the vicinity of an instability of the Fermi-liquid fixed point via runaway flow of the corresponding interaction vertex. Embarking upon this fact, in an application of  $\epsilon$ FRG to the spinless disordered Hubbard model we calculate its phase-boundary in the plane spanned by the interaction and disorder strength. Finally, an extension of the approach to finite temperatures and spin  $S=1/2$  is also given.

PACS numbers: 71.10.-w, 71.15.-m, 71.23.-k

## I. INTRODUCTION

Correlation effects are the driving agent behind a great many of the phenomena that are comprising the contemporary physics of condensed matter systems. As long as interactions are not too strong, such correlation phenomena can be understood in terms of an effective single particle picture as it is provided, e.g., by the Fermi-liquid theory. In this weakly correlated limit, the density-functional theory (DFT) can yield useful, often quantitative results for the electronic structure of crystalline or molecular matter. Where DFT fails to be quantitative, post-DFT correction schemes have been introduced that can significantly improve the accuracy, in particular with respect to (charged) excitation energies.<sup>1</sup> As a particularly successful example, we mention the GW-approximation motivated by conventional diagrammatic perturbation theory.<sup>2-4</sup>

At low enough temperatures most real materials undergo a transition into a correlated low-temperature phase, such as a magnet or a superconductor. Such phenomena are usually at the verge of applicability of perturbative methods. Still, perturbation theory can be very useful, because it often signalizes the existence of such phase-transitions via divergent diagrams. In recent years a powerful method has been devised to deal with stronger correlations, the functional renormalization group (FRG), that has proven particularly successful in this respect.<sup>5,6</sup> It can be (roughly) thought of as a systematic extension of GW-theory and its Bethe-Salpeter-type generalizations. Because it monitors the RG-flow of a representative set of interaction vertices, FRG can predict in an unbiased way the leading Fermi liquid in-

stabilities together with estimates for the corresponding phase boundaries.

Beyond phase boundaries, the FRG is capable to predict a variety of other physical observables including Luttinger-liquid parameters,<sup>7</sup> Fermi-liquid corrections,<sup>8,9</sup> and spin susceptibilities.<sup>10-12</sup> Correspondingly, the FRG has been applied to a variety of systems, e.g., the Hubbard model in various parameter regimes,<sup>13-19</sup> single impurity models,<sup>20,21</sup> spin-,<sup>10-12,22-24</sup> and quantum critical systems,<sup>25-27</sup> and superfluids.<sup>19,28</sup> For an overview we direct the reader to Refs. 5 and 29.

### A. Motivation underlying this work

Good progress has been made in electronic structure calculations for real materials as well as for model Hamiltonians. Still, we believe that there is room for improvement. With an eye on ab-initio calculations, we observe that it is still very challenging to accurately calculate, e.g., ionization energies and electron affinities of small molecules or atom clusters. Quantitative results from DFT can be obtained only via procedures, such as  $\Delta$ SCF, that rely on error cancellation. The  $G_0W_0$ -method in this respect seems more reliable; benchmarks for different implementations have recently become available.<sup>4,30,31</sup> The  $G_0W_0$ -approximation is not selfconsistent, however, and partly for this reason it comes in many flavors. The development and testing of self-consistent and computationally affordable GW-schemes is currently under way.<sup>31-34</sup> Even more challenging it is to calculate the dynamical response, e.g., the optical gap or the absorption spectrum. The traditional time-dependent DFT, such as TDLDA,

tends to underestimate optical gaps in solids by  $\sim eV$ . Interestingly, it can quantitatively reproduce excitation gaps of small molecules when combined with long range functionals, especially if they are optimally tuned.<sup>35,36</sup>

In combination with GW-theory one solves the Bethe-Salpeter equation to find the optical properties. Due to the computational complexity, one usually keeps only the simplest non-trivial vertex corrections (GW+BSE). The approach yields results often with a typical accuracy of a few hundred meV, see Ref. 37 for a recent overview and Ref. 38 for benchmarks. In some cases much larger deviations have been reported, however, calling for a further validation of GW+BSE.<sup>39</sup> State of the art GW-implementations can be found in many standard band structure codes, e.g., Refs. 40–44

(i) In this situation it seems advisable to go a step forward and explore more complete approximation schemes that in principle could go significantly beyond the lowest order BSE-technology by incorporating, e.g., a self-consistent evaluation of screening in the presence of vertex corrections. The extended scheme would thus provide a laboratory for testing the current BSE-technology against a more accurate higher order method. Our work is underlying the idea that the FRG could be an interesting candidate for such a more advanced electronic structure theory.

A certain limitation of the FRG in its current formulation is that it is applicable to homogeneous (clean) systems, only. It thus could form the basis for improved band structure calculations for crystalline matter, but it will be inapplicable to the more inhomogeneous systems that we are mostly interested in, here. Specifically, the program lined out before in (i) cannot be followed within the present framework of FRG for molecules or disordered metals. From a methodological point of view, we therefore consider it an interesting challenge modifying the traditional  $k$ -space FRG ( $k$ FRG) into a new tool – energy-domain FRG ( $\epsilon$ FRG) – that can also describe the phases and the corresponding transitions in weakly correlated, inhomogeneous matter.

(ii) To elaborate on the perspective for the  $\epsilon$ FRG, we mention two research fields with prospective applications. (1) Quantum chemistry calculations could benefit from  $\epsilon$ FRG in a range of system sizes where high-precision calculations, e.g. the couple-cluster approach, are computationally not affordable any more. (2) The  $\epsilon$ FRG might prove a useful tool for investigating the effect that disorder has on those quantum phase transitions that have already been investigated in the clean limit.<sup>5</sup> Conversely, there is the intriguing prospect to study the effect that weak interactions have on disordered systems with wavefunctions that are localized due to quantum interference.<sup>45</sup>

Motivated by (2), we here present an implementation of an  $\epsilon$ FRG that can operate on disordered model Hamiltonians. Our goal is to explore the potential of the approach as a higher-order method for studies of weakly correlated fermions in generic environments lack-

ing translational symmetries.

## B. FRG for systems without translational symmetries – $\epsilon$ FRG

Consider a fermion system with a Hamiltonian that decomposes into a one-body and a two-body part,

$$\hat{H} = \hat{H}_0 + \hat{U}. \quad (1)$$

The non-interacting part,  $\hat{H}_0$ , includes a static potential. It is considered generic in the sense that it does not exhibit translational symmetries; its single-particle eigenstates  $|\alpha\rangle$ ,  $\alpha = 1, \dots, N$  are far from plane waves. They can be thought of as wavefunctions of a strongly disordered metal or as molecular orbitals, e.g., of a generic organic molecule. We will leave the interacting part,  $\hat{U}$ , unspecified for the time being.

### 1. Excursion: Hedin's equations and FRG

As was recognized by L. Hedin, in order to compute physical observables in the presence of two-body interactions, one can solve a set of self-consistent non-linear matrix equations for the exact (causal) Green's function, the corresponding self-energies and vertex-functions.<sup>46,47</sup> Unfortunately, Hedin's equations are impossible to solve exactly even with today's computational resources for realistic system sizes. Difficulties arise because of (a) the complicated nature of the matrix-kernels and (b) the very large dimensions of the matrices involved, especially of the interaction vertex  $\Gamma$ . The ubiquitous approximation strategy therefore is truncating the matrix-equations so that the kernels simplify and reducing the effective matrix size by grading the many-particle Hilbert space. Eventually, also the FRG relies on such a truncation scheme.

However, even the truncated set of equations is very difficult to solve. Partially, this is because the requirement of the solution being self-consistent. Here the idea of the renormalization group (RG) with the corresponding flow-equation comes in. Speaking in a loose manner, what corresponds to an iteration cycle in conventional solutions of self-consistency problems is in the framework of FRG replaced by a consecutive integration of a differential equation that establishes the RG-flow. The initializing guess of the iteration cycle corresponds to the initialization of the flow equation; the flow stops once the (self-consistent) fixed-point has been reached. Advantages of the RG-approach over self-consistency cycles are (a) that uncertainties related to the proper choice of the starting guess are removed and (b) there is a clear physical interpretation in terms of “runaway flow” even when the numerical integration breaks down, so the RG-flow cannot be followed all the way to the fixed-point. In contrast, the lack of convergence of a self-consistency cycle is much more difficult to interpret consistently.

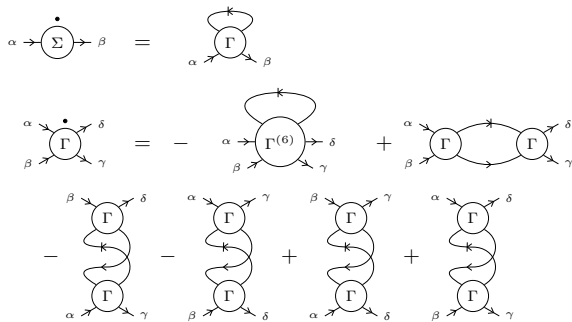


FIG. 1: Diagrammatic representation of the FRG flow equations for the self-energy  $\Sigma^\Lambda$  and the vertex  $\Gamma^\Lambda$ . A vertical bar denotes the single-scale propagator  $\mathcal{S}^\Lambda$ , the other propagators are  $\mathcal{G}^\Lambda$ . As usual, external legs do not entail a propagator.

## 2. Mathematical challenges of FRG

For the specific set of flow equations used in this work, we adopt the same truncation scheme for the RG-equations, Fig. 1, that also is underlying the traditional FRG for periodic systems ( $k$ FRG). At this stage the only difference is that with  $\epsilon$ FRG each line represents a (Matsubara) Green’s function deriving from a resolvent  $G = (i\omega - H_0)^{-1}$  that is not diagonal in momentum ( $k$ -) space. Fig. 1 gives a graphical representation of a set of nonlinear (integro-)differential equations that represent a typical initial-value problem; the flowing energy-cutoff  $\Lambda$  plays a role analogous to a time. Ideally, after integrating the equations from  $\Lambda = \infty$  to  $\Lambda = 0$  an exact solution of the (truncated) vertex-equation has been found.

As we already mentioned, solving the truncated set of flow equations, Fig. 1, still poses a problem of formidable computational complexity. The difficulty arises from the fact that the vertex function,  $\Gamma(\Omega)$ , is represented as very large family of matrices with three continuous frequencies,  $\Omega = (\omega_1, \omega_2, \omega_3)$ , acting as family parameters. In addition, each matrix has four indices, every one of which explores, in principle, the basis set of the full single-particle Hilbert space.

## 3. Established approximation strategies

Two main simplification strategies can reduce the computational effort, making FRG feasible and competitive. We offer a short overview.

*a. Static (or adiabatic) approximation.* The frequency-dependence of the vertex function is neglected,  $\Gamma(\omega_1, \omega_2; \omega'_1) \rightarrow \Gamma(0)$ . This is analogous to the static screening approximation familiar from the traditional treatment of the BSE imposed on top of  $G_0W_0$ .<sup>48–51</sup> In FRG one also ignores the frequency dependency of the self-energy,  $\Sigma$ . As a consequence,  $\Sigma_{\text{FRG}}$  turns into an energy-independent, hermitian cor-

rection to the reference Hamiltonian  $\hat{H}_0$ . The effective Hamiltonian matrix  $H_{\text{eff}} = H_0 + \Sigma_{\text{FRG}}$  defines the quasi-particle energies and wavefunctions. With respect to the static self-energy, the situation in FRG is completely analogous to the one in the quasi-particle self-consistent GW-theory (qpGW).<sup>34,52–55</sup> The advantage of FRG over this theory is, that vertex corrections are accounted for in FRG in a *self-consistent* manner.

In the static approximation, the scaling of FRG with the dimension of the single-particle Hilbert space,  $N$ , is formally  $N^6$  if one does not consider further symmetries such as translational invariance. It is thus roughly comparable to the scaling of high-precision methods in quantum chemistry, like the coupled cluster method (flavor CCSD).<sup>56</sup>

*b. Clean systems: Fermi-surface projection for  $k$ FRG.* In the clean case,  $H_0$  exhibits a translational symmetry, so the number of independent matrix elements of  $\Gamma(0)$  reduces significantly. Moreover, a Fermi-surface exists that helps to identify a hierarchical structure within the matrix elements of  $\Gamma(0)$ . In many cases, only matrix elements with wavevectors close to the Fermi surface dominate the physics of the system, so the vertex at momenta away from this surface may be replaced by the vertex with momenta projected onto it, drastically simplifying the calculation.

## 4. “Active-space” approximation for $\epsilon$ FRG.

In the case of generic systems, there is no intrinsic symmetry guidance as towards how to simplify the matrix structure of  $\Gamma(0)$ . In particular, Fermi-surface projection is not feasible. The most important new conceptual step in  $\epsilon$ FRG as compared to  $k$ FRG will be to find an alternative to the common Fermi-surface projection. It should reduce the number of degrees of freedom that are kept explicit in the RG-calculation without invoking a momentum-space concept. In this work we propose and test an “active-space” approximation that can achieve this goal.

*a. How to choose the active space.* Similar to the FRG-treatment of clean systems, we also work in the eigenstate basis  $|\alpha\rangle$  of the non-interacting Hamiltonian  $\hat{H}_0$ . Then the vertex function takes a matrix representation  $\Gamma_{\alpha_1, \alpha_2, \alpha_3, \alpha_4}(0)$ . To simplify the flow equations, we will approximate this matrix by the bare interaction vertex,  $U_{\alpha_1, \alpha_2, \alpha_3, \alpha_4}$ , whenever one of the states  $|\alpha_i\rangle, i = 1, \dots, 4$  is outside a certain active space  $\mathcal{H}_M$  of the full single-particle Hilbert space,  $\mathcal{H}$ . A natural choice of  $\mathcal{H}_M$  corresponds to states with energy  $\epsilon_\alpha$  in the vicinity of the chemical potential  $\mu_{\text{chem}}$ . The index  $M$  indicates the size of the volume, which could be characterized by an energy scale or simply by the number of states that it contains. We will adopt the simplest choice associating  $M$  with the number of states kept in  $\mathcal{H}_M$ .

*b. Computational scaling.* The important computational aspect of the active-space concept is that it brings

the nominal scaling of  $\epsilon$ FRG down to  $M^4N^2 + M^2N^3$ . The optimal choice of  $M$  balances the computational effort against the required numerical accuracy of the calculational results. In our applications we found that typically  $M = N/3$  is a reliable choice. It is implying a speedup of a factor  $10^2$  for the applications that we have investigated. For the limit of large  $N$ , we argue that  $M \sim N^{1/2}$  in two-dimensional systems, so that the net scaling of  $\epsilon$ FRG would be  $N^4$ . It thus formally scales comparable to current implementations of the GW-method.

### C. Application of $\epsilon$ FRG: Disordered Hubbard model

As a first application of the new formalism and in order to demonstrate what can be achieved with it, we have studied the 2D-spinless, repulsive Hubbard model with on-site disorder at half filling. At zero disorder,  $W=0$ , the model exhibits a charge-density wave, while at zero interaction,  $U=0$ , the ground state corresponds to an Anderson insulator. Our interest is in determining the phase boundary that separates the two phases in the situation where disorder and interaction compete. We have calculated it in the  $U/W$ -plane. Specifically, we can establish that at  $W>0$  the Anderson-insulator survives as long as the interaction does not exceed a critical value,  $U > U^*(W) > 0$ .

### D. Conclusion and Outlook

As it is typical with higher-order methods, the computational bottleneck restricts the feasible system sizes. In our applications, we found it practical to work with a single particle Hilbert space containing  $N \sim 50-100$  states. Our preliminary tests indicate that substantially bigger system sizes of a few hundred states are realistically accessible,  $N \sim 200-400$ , after additional improvements in the code performance have been implemented. It is only the limit of very large values of  $N$ , though, where the superior scaling of  $\epsilon$ FRG will become effective, so that the method becomes favorable as compared to other well established techniques, such as CCSD or quantum-Monte-Carlo. Whether these system sizes actually can be reached, future research will tell.

At present,  $\epsilon$ FRG is readily applicable to models of interacting fermions in low dimensions, which includes Hubbard models with spin and (attractive) interactions at different filling fractions, but also, e.g., small molecules.

### E. Organization of this paper

The paper is organized in the following way. In section II we give the main formalism including the formulæ

needed to reconstruct physical observables, in particular densities and occupation numbers. Also the formulæ for the finite-temperature formalism are given there, so that also, e.g., the effect of heat could be studied. Section III provides the computational details of our specific implementation of the main formulæ. In the consecutive section IV we test this implementation on 1D- and 2D-model systems of disordered fermions against numerically exact results from exact diagonalization and the density matrix renormalization group (DMRG) for small system sizes.

To illustrate the potential of  $\epsilon$ FRG, we present in section V an application to the disordered, spinless 2D-Hubbard model. We will calculate and discuss the phase boundary between the Anderson-insulator and the Mott-phase in the plane spanned by the disorder and interaction strength.

## II. GENERAL METHODOLOGY OF $\epsilon$ FRG

In this section we will develop our  $\epsilon$ FRG-scheme. We will assume that it is practical to diagonalize the non-interacting Hamiltonian exactly,

$$\hat{H}_0 |\alpha\rangle = \epsilon_\alpha |\alpha\rangle, \quad (2)$$

yielding eigenstates  $\{|\alpha\rangle\}$  with corresponding eigenenergies  $\{\epsilon_\alpha\}$ . This allows us to rewrite the full Hamiltonian in terms of the non-interacting eigenbasis,

$$\hat{H} = \sum_\alpha \epsilon_\alpha \hat{c}_\alpha^\dagger \hat{c}_\alpha + \frac{1}{4} \sum_{\alpha\beta\gamma\delta} U_{\alpha\beta\gamma\delta} \hat{c}_\alpha^\dagger \hat{c}_\beta^\dagger \hat{c}_\delta \hat{c}_\gamma. \quad (3)$$

Here,  $U_{\alpha\beta\gamma\delta}$  are the anti-symmetrized bare interaction matrix elements in the non-interacting eigenbasis.

As discussed in Ref. 5, the FRG is a means to solve this interacting problem by introducing a cutoff into the bare propagator of the system. As the systems we want to study are inhomogeneous in nature, and hence the single-particle states are not easily classified systematically, we introduce a cutoff in frequency space (as opposed to momentum space), see Eq. (57) in Ref. 5,

$$\mathcal{G}^{0,\Lambda}(i\omega) = \frac{\Theta^\Lambda(\omega)}{i\omega - H_0 + \mu_{\text{chem}}}, \quad (4)$$

where  $\Theta^\Lambda(\omega)$  vanishes at  $\Lambda \rightarrow \infty$  and approaches 1 at  $\Lambda \rightarrow 0$ ; see below for a discussion of our choice for  $\Theta^\Lambda(\omega)$ .

As a consequence of introducing the infrared cutoff,  $\Lambda$ , all other quantities of the system depend on  $\Lambda$ . If we take the limit of  $\Lambda \rightarrow \infty$ , it can be shown (see Eq (31) in Ref. 5) that the self-energy vanishes and the effective interaction vertex  $\Gamma$  is given by the matrix elements of the bare interaction,  $U$ .... On the other hand, taking the limit of  $\Lambda \rightarrow 0$ , we recover the original system without the introduced cutoff. There is now a continuous variable that connects the real system ( $\Lambda \rightarrow 0$ ), where the physical quantities are not known *a priori*, with a trivial system ( $\Lambda \rightarrow \infty$ ), where all quantities are known.

### A. Flow equations

As is discussed in the literature<sup>5,6</sup>, the derivatives of the vertex functions (self-energy, effective interaction, etc.) yield a set of flow equations; a full derivation of their most generic form may be found in Chapter. 4 of Ref. 6. Following Ref. 5 (Eq. (50)), we will adopt the generic formulation of the flow equations,

$$\frac{d}{d\Lambda} \Sigma^\Lambda(x', x) = \sum_{y, y'} \mathcal{S}^\Lambda(y, y') \Gamma^\Lambda(x', y'; x, y), \quad (5)$$

and for the vertex, Ref. 5 (Eq. (52)),

$$\begin{aligned} & \frac{d}{d\Lambda} \Gamma^\Lambda(x'_1, x'_2; x_1, x_2) \\ &= \sum_{y_1, y'_1} \sum_{y_2, y'_2} \mathcal{G}^\Lambda(y_1, y'_1) \mathcal{S}^\Lambda(y_2, y'_2) \\ & \times \left\{ \Gamma^\Lambda(x'_1, x'_2; y_1, y_2) \Gamma^\Lambda(y'_1, y'_2; x_1, x_2) \right. \\ & - [\Gamma^\Lambda(x'_1, y'_2; x_1, y_1) \Gamma^\Lambda(y'_1, x'_2; y_2, x_2) \\ & \quad + (y_1 \leftrightarrow y_2, y'_1 \leftrightarrow y'_2)] \\ & + [\Gamma^\Lambda(x'_2, y'_2; x_1, y_1) \Gamma^\Lambda(y'_1, x'_1; y_2, x_2) \\ & \quad + (y_1 \leftrightarrow y_2, y'_1 \leftrightarrow y'_2)] \left. \right\} \\ & - \sum_{y, y'} \mathcal{S}^\Lambda(y, y') \Gamma^{(6),\Lambda}(x'_1, x'_2, y'; x_1, x_2, y). \quad (6) \end{aligned}$$

Here,  $x$  and  $y$  are combined indices for space and time coordinates. A diagrammatic representation of these equations is given in in Fig. 1. Furthermore, we copy the definition of Ref. 5 (Eq. (47)) for the single-scale propagator,

$$\mathcal{S}^\Lambda = -\mathcal{G}^\Lambda \left[ \frac{d}{d\Lambda} (\mathcal{G}^{0,\Lambda})^{-1} \right] \mathcal{G}^\Lambda. \quad (7)$$

We next rewrite these quantities into our own nomenclature, where we work in Matsubara space. Furthermore,

we separate the generic indices into Matsubara frequencies and Hilbert space indices,  $x \rightarrow (\mu, \omega_n)$ . We also drop the term with  $\Gamma^{(6),\Lambda}$  in accordance with the standard truncation scheme for these equations,<sup>5</sup> where in the case of short-range interactions, power counting arguments establish the scheme's validity.

Since energy is conserved, the self-energy, the single-particle Green's functions, the single-scale propagator and the vertex include the corresponding  $\delta$ -function,

$$\Sigma_{\alpha\beta}^\Lambda(\omega_n; \omega_{n'}) \rightarrow T^{-1} \delta_{n,n'} \Sigma_{\alpha\beta}^\Lambda(\omega_n), \quad (8)$$

$$\mathcal{G}_{\alpha\beta}^{0,\Lambda}(\omega_n; \omega_{n'}) \rightarrow T^{-1} \delta_{n,n'} \mathcal{G}_{\alpha\beta}^{0,\Lambda}(\omega_n), \quad (9)$$

$$\mathcal{G}_{\alpha\beta}^\Lambda(\omega_n; \omega_{n'}) \rightarrow T^{-1} \delta_{n,n'} \mathcal{G}_{\alpha\beta}^\Lambda(\omega_n), \quad (10)$$

$$\mathcal{S}_{\alpha\beta}^\Lambda(\omega_n; \omega_{n'}) \rightarrow T^{-1} \delta_{n,n'} \mathcal{S}_{\alpha\beta}^\Lambda(\omega_n), \quad (11)$$

$$\Gamma_{\alpha\beta\gamma\delta}^\Lambda(\omega_n, \omega_{\bar{n}}; \omega_{n'}, \omega_{\bar{n}'}) \rightarrow T^{-1} \delta_{n+\bar{n}, n'+\bar{n}'} \times \Gamma_{\alpha\beta\gamma\delta}^\Lambda(\omega_n, \omega_{\bar{n}}; \omega_{n'}). \quad (12)$$

Inserting this into Eq. (5) yields

$$\begin{aligned} \frac{d}{d\Lambda} T^{-1} \delta_{n,n'} \Sigma_{\alpha\beta}^\Lambda(\omega_n) &= T^2 \sum_{\omega_m \omega_{m'}} \sum_{\mu\nu} \mathcal{S}_{\mu\nu}^\Lambda(\omega_m) \times \\ & \Gamma_{\alpha\nu\beta\mu}^\Lambda(\omega_n, \omega_{m'}; \omega_{n'}) \times \\ & T^{-1} \delta_{m,m'} T^{-1} \delta_{n+m', n'+m}, \quad (13) \end{aligned}$$

and after evaluating the sum over the Matsubara frequency  $\omega_{m'}$ , one arrives at

$$\begin{aligned} \frac{d}{d\Lambda} \Sigma_{\alpha\beta}^\Lambda(\omega_n) &= T \sum_{\omega_m} \sum_{\mu\nu} \mathcal{S}_{\mu\nu}^\Lambda(\omega_m) \times \\ & \Gamma_{\alpha\nu\beta\mu}^\Lambda(\omega_n, \omega_m; \omega_n). \quad (14) \end{aligned}$$

Here, we have used that a  $\delta_{n,n'}$  appears on both sides and have multiplied the equation by  $T$ .

Proceeding in a similar way for the equation of the flow of the vertex, Eq. (6), we arrive at

$$\begin{aligned} \frac{d}{d\Lambda} \Gamma_{\alpha\beta\gamma\delta}^\Lambda(\omega_n, \omega_{\bar{n}}; \omega_{n'}) &= T \sum_{\omega_m \omega_{\bar{m}}} \sum_{\mu\nu\rho\sigma} \mathcal{G}_{\rho\mu}^\Lambda(\omega_m) \mathcal{S}_{\sigma\nu}^\Lambda(\omega_{\bar{m}}) \times \left\{ \right. \\ & \Gamma_{\alpha\beta\rho\sigma}^\Lambda(\omega_n, \omega_{\bar{n}}; \omega_m) \Gamma_{\mu\nu\gamma\delta}^\Lambda(\omega_m, \omega_{\bar{m}}; \omega_{n'}) \delta_{\bar{m}}^{(c)} \\ & + [\Gamma_{\beta\nu\gamma\rho}^\Lambda(\omega_{\bar{n}}, \omega_{\bar{m}}; \omega_{n'}) \Gamma_{\mu\alpha\sigma\delta}^\Lambda(\omega_m, \omega_n; \omega_{\bar{m}}) \delta_{\bar{m}}^{(\text{ph},1)} \\ & \quad + \Gamma_{\beta\mu\gamma\sigma}^\Lambda(\omega_{\bar{n}}, \omega_m; \omega_{n'}) \Gamma_{\nu\alpha\rho\delta}^\Lambda(\omega_{\bar{m}}, \omega_n; \omega_m) \delta_{\bar{m}}^{(\text{ph},2)}] \\ & - [\Gamma_{\alpha\nu\gamma\rho}^\Lambda(\omega_n, \omega_{\bar{m}}; \omega_{n'}) \Gamma_{\mu\beta\sigma\delta}^\Lambda(\omega_m, \omega_{\bar{n}}; \omega_{\bar{m}}) \delta_{\bar{m}}^{(\text{ph},3)} \\ & \quad + \Gamma_{\alpha\mu\gamma\sigma}^\Lambda(\omega_n, \omega_m; \omega_{n'}) \Gamma_{\nu\beta\rho\delta}^\Lambda(\omega_{\bar{m}}, \omega_{\bar{n}}; \omega_m) \delta_{\bar{m}}^{(\text{ph},4)}] \left. \right\}, \quad (15) \end{aligned}$$

where  $\delta_{\bar{m}}^{(c)}$  and  $\delta_{\bar{m}}^{(\text{ph},\cdot)}$  reflect the energy conservation of

the vertex, e.g.  $\delta_{\bar{m}}^{(c)} = \delta_{n+\bar{n}, m+\bar{m}}$ .

## B. Formalism at Zero Temperature

For the most part, we will discuss the Formalism at  $T = 0$ . In that case, sums over Matsubara frequencies are replaced by integrals,

$$T \sum_{\omega_n} \rightarrow (2\pi)^{-1} \int d\omega, \quad (16)$$

and the Kronecker symbols will be replaced by  $\delta$ -functions,

$$T^{-1} \delta_{n,n'} \rightarrow 2\pi \delta(\omega - \omega'). \quad (17)$$

Eqs. (14,15) now read

$$\begin{aligned} \frac{d}{d\Lambda} \Sigma_{\alpha\beta}^{\Lambda}(\omega) &= \frac{1}{2\pi} \int d\bar{\omega} \sum_{\mu\nu} \mathcal{S}_{\mu\nu}^{\Lambda}(\bar{\omega}) \Gamma_{\alpha\nu\beta\mu}^{\Lambda}(\omega, \bar{\omega}; \omega), \\ \frac{d}{d\Lambda} \Gamma_{\alpha\beta\gamma\delta}^{\Lambda}(\omega, \bar{\omega}; \omega') &= \frac{1}{2\pi} \int d\bar{\omega} d\bar{\omega}' \sum_{\mu\nu\rho\sigma} \mathcal{G}_{\rho\mu}^{\Lambda}(\bar{\omega}) \mathcal{S}_{\sigma\nu}^{\Lambda}(\bar{\omega}') \times \left\{ \Gamma_{\alpha\beta\rho\sigma}^{\Lambda}(\omega, \bar{\omega}; \bar{\omega}) \Gamma_{\mu\nu\gamma\delta}^{\Lambda}(\bar{\omega}, \bar{\omega}'; \omega') \delta^{(c)}(\bar{\omega}') \right. \\ &+ [\Gamma_{\beta\nu\gamma\rho}^{\Lambda}(\bar{\omega}, \bar{\omega}'; \omega') \Gamma_{\mu\alpha\sigma\delta}^{\Lambda}(\bar{\omega}, \omega; \bar{\omega}') \delta^{(\text{ph},1)}(\bar{\omega}') + \Gamma_{\beta\mu\gamma\sigma}^{\Lambda}(\bar{\omega}, \bar{\omega}; \omega') \Gamma_{\nu\alpha\rho\delta}^{\Lambda}(\bar{\omega}', \omega; \bar{\omega}) \delta^{(\text{ph},2)}(\bar{\omega}')] \\ &\left. - [\Gamma_{\alpha\nu\gamma\rho}^{\Lambda}(\omega, \bar{\omega}'; \omega') \Gamma_{\mu\beta\sigma\delta}^{\Lambda}(\bar{\omega}, \bar{\omega}; \bar{\omega}') \delta^{(\text{ph},3)}(\bar{\omega}') + \Gamma_{\alpha\mu\gamma\sigma}^{\Lambda}(\omega, \bar{\omega}; \omega') \Gamma_{\nu\beta\rho\delta}^{\Lambda}(\bar{\omega}', \bar{\omega}; \bar{\omega}) \delta^{(\text{ph},4)}(\bar{\omega}')] \right\}, \end{aligned} \quad (19)$$

where again,  $\delta^{(c)}(\bar{\omega}')$  and  $\delta^{(\text{ph},\cdot)}(\bar{\omega}')$  reflect the energy conservation of the vertex, e.g.,  $\delta^{(\text{ph},1)}(\bar{\omega}') = \delta(\bar{\omega} + \bar{\omega}' - \omega' - \bar{\omega})$ .

We now proceed to take the static limit, i.e. by replacing the frequency dependence of the vertex and the self-energy by their static limit, e.g.,  $\Gamma(\omega, \omega'; \bar{\omega}) \rightarrow \Gamma(0)$ . For short-range interactions, power counting of the flow equations demonstrates that the dominant contribution for small  $\Lambda$  comes from zero frequencies and states close to the Fermi energy. This approximation has been discussed extensively in Ref. 5.

We arrive at

$$\begin{aligned} \frac{d}{d\Lambda} \Sigma_{\alpha\beta}^{\Lambda} &= \frac{1}{2\pi} \int d\bar{\omega} \sum_{\mu\nu} \mathcal{S}_{\mu\nu}^{\Lambda}(\bar{\omega}) \Gamma_{\alpha\nu\beta\mu}^{\Lambda}, \\ \frac{d}{d\Lambda} \Gamma_{\alpha\beta}^{\Lambda} &= \frac{1}{2\pi} \int d\bar{\omega} \sum_{\mu\nu\rho\sigma} \left\{ \mathcal{G}_{\rho\mu}^{\Lambda}(\bar{\omega}) \mathcal{S}_{\sigma\nu}^{\Lambda}(-\bar{\omega}) \Gamma_{\alpha\beta\rho\sigma}^{\Lambda} \Gamma_{\mu\nu\gamma\delta}^{\Lambda} \right. \\ &+ \mathcal{G}_{\rho\mu}^{\Lambda}(\bar{\omega}) \mathcal{S}_{\sigma\nu}^{\Lambda}(\bar{\omega}) [\Gamma_{\beta\nu\gamma\rho}^{\Lambda} \Gamma_{\mu\alpha\sigma\delta}^{\Lambda} + \Gamma_{\beta\mu\gamma\sigma}^{\Lambda} \Gamma_{\nu\alpha\rho\delta}^{\Lambda}] \\ &\left. - \mathcal{G}_{\rho\mu}^{\Lambda}(\bar{\omega}) \mathcal{S}_{\sigma\nu}^{\Lambda}(\bar{\omega}) [\Gamma_{\alpha\nu\gamma\rho}^{\Lambda} \Gamma_{\mu\beta\sigma\delta}^{\Lambda} + \Gamma_{\alpha\mu\gamma\sigma}^{\Lambda} \Gamma_{\nu\beta\rho\delta}^{\Lambda}] \right\}. \end{aligned} \quad (20)$$

Note that the vertex  $\Gamma^{\Lambda}$  is antisymmetric under exchange of the first or the last pair of indices,

$$\Gamma_{\alpha\beta\gamma\delta}^{\Lambda} = -\Gamma_{\beta\alpha\gamma\delta}^{\Lambda} = -\Gamma_{\alpha\beta\delta\gamma}^{\Lambda} = \Gamma_{\beta\alpha\delta\gamma}^{\Lambda}. \quad (22)$$

Furthermore, one can easily show that in the static limit for finite system sizes the self-energy  $\Sigma$  is hermitian. To further simplify these equations, we choose our cutoff  $\Theta^{\Lambda}(\omega)$  to be a simple step function,

$$\Theta^{\Lambda}(\omega) = \Theta(|\omega| - \Lambda), \quad (23)$$

such that its derivative is

$$\frac{d}{d\Lambda} \Theta^{\Lambda}(\omega) = -\delta(|\omega| - \Lambda). \quad (24)$$

Since by construction the self-energy is not frequency dependent, the frequency integrals may now be solved analytically. For Eq. (20), we have to integrate

$$\int d\bar{\omega} \mathcal{S}_{\mu\nu}^{\Lambda}(\bar{\omega}).$$

Inserting Dyson's equation into Eq. (7), we have

$$\begin{aligned} \mathcal{S} &= -\mathcal{G} \left( \frac{d}{d\Lambda} [\mathcal{G}^0]^{-1} \right) \mathcal{G} = -\mathcal{G} \left( \frac{d}{d\Lambda} [\mathcal{G}^{-1} + \Sigma] \right) \mathcal{G} \\ &= \dot{\mathcal{G}} - \mathcal{G} \dot{\Sigma} \mathcal{G}, \end{aligned} \quad (25)$$

in matrix notation. We note that  $\mathcal{G} = (\mathcal{Q} - \Theta\Sigma)^{-1}\Theta$ , where we use the shorthand  $\Theta = \Theta(|\omega| - \Lambda)$  and  $\mathcal{Q} = i\omega - H_0 + \mu_{\text{chem}}$ . Using  $\frac{d}{d\Lambda} A^{-1}(\Lambda) = -A^{-1}(\Lambda) \dot{A}(\Lambda) A^{-1}(\Lambda)$ , simple algebra yields

$$\mathcal{S} = -\delta \left( \mathbb{1} + \frac{\Theta}{\mathcal{Q} - \Theta\Sigma} \Sigma \right) \frac{1}{\mathcal{Q} - \Theta\Sigma}. \quad (26)$$

Since the  $\delta$  and  $\Theta$  functions are to be taken at the same argument, we employ Morris's Lemma<sup>57</sup> to resolve this,

$$\mathcal{S} = -\delta \int_0^1 dt \left( \mathbb{1} + t \frac{1}{\mathcal{Q} - t\Sigma} \Sigma \right) \frac{1}{\mathcal{Q} - t\Sigma}. \quad (27)$$

Using the fact that

$$\frac{d}{dt} \frac{1}{\mathcal{Q} - t\Sigma} = \frac{1}{\mathcal{Q} - t\Sigma} \Sigma \frac{1}{\mathcal{Q} - t\Sigma}$$

and partial integration, the second summand of the integral yields

$$-\left[ \frac{t}{\mathcal{Q} - t\Sigma} \right]_0^1 + \int_0^1 dt \frac{1}{\mathcal{Q} - t\Sigma},$$

where it can be seen that the remaining integral cancels the first summand of the integral in Eq. (27), so we arrive at

$$\mathcal{S}^\Lambda(\omega) = -\frac{\delta(|\omega| - \Lambda)}{i\omega - H_0 + \mu_{\text{chem}} - \Sigma^\Lambda}. \quad (28)$$

The frequency integral is now trivial, yielding

$$\int d\bar{\omega} \mathcal{S}^\Lambda(\bar{\omega}) = -\sum_{\bar{\omega}=\pm\Lambda} \frac{1}{i\bar{\omega} - H_0 + \mu_{\text{chem}} - \Sigma^\Lambda}. \quad (29)$$

As the following quantity will appear also in the flow equation for the vertex, we will define

$$P_{\mu\nu}^\Lambda(\bar{\omega}) := \frac{1}{i\bar{\omega} - H_0 + \mu_{\text{chem}} - \Sigma^\Lambda} \Big|_{\mu\nu}. \quad (30)$$

Inserting Eqs. (29,30) into Eq. (20), the flow equation for the self-energy now reads

$$\frac{d}{d\Lambda} \Sigma_{\alpha\beta}^\Lambda = -\frac{1}{2\pi} \sum_{\mu\nu} \underbrace{(P_{\mu\nu}^\Lambda(\Lambda) + P_{\mu\nu}^\Lambda(-\Lambda))}_{=: \Pi_{\mu\nu}^{\Sigma, \Lambda}} \Gamma_{\alpha\nu\beta\mu}^\Lambda. \quad (31)$$

When evaluating the flow equation for the vertex, Eq. (21), one must take care that the arguments for the  $\delta$  and  $\Theta$  functions coincide, so one may not simply take the result derived for the single-scale propagator in the self-energy flow and apply it, but one rather uses the same kind of treatment of the  $\delta$  and  $\Theta$  functions for the entire expression, on a term by term basis. In the end, the flow equation for the vertex in the static limit reads,

$$\begin{aligned} \frac{d}{d\Lambda} \Gamma_{\alpha\beta\gamma\delta}^\Lambda &= -\frac{1}{2\pi} \sum_{\mu\nu\rho\sigma} \sum_{\bar{\omega}=\pm\Lambda} \left\{ \frac{1}{2} P_{\rho\mu}^\Lambda(-\bar{\omega}) P_{\sigma\nu}^\Lambda(\bar{\omega}) \Gamma_{\alpha\beta\rho\sigma}^\Lambda \Gamma_{\mu\nu\gamma\delta}^\Lambda \right. \\ &\quad \left. + P_{\rho\mu}^\Lambda(\bar{\omega}) P_{\sigma\nu}^\Lambda(\bar{\omega}) [\Gamma_{\beta\nu\gamma\rho}^\Lambda \Gamma_{\alpha\mu\delta\sigma}^\Lambda - \Gamma_{\alpha\nu\gamma\rho}^\Lambda \Gamma_{\beta\mu\delta\sigma}^\Lambda] \right\} \\ &= -\frac{1}{2\pi} \sum_{\mu\nu\rho\sigma} \left\{ \Pi_{\mu\nu\sigma\rho}^{c, \Lambda} \Gamma_{\nu\rho\gamma\delta}^\Lambda \Gamma_{\alpha\beta\sigma\mu}^\Lambda \right. \\ &\quad \left. + \Pi_{\mu\nu\rho\sigma}^{\text{ph}, \Lambda} [\Gamma_{\beta\nu\gamma\rho}^\Lambda \Gamma_{\alpha\sigma\delta\mu}^\Lambda - \Gamma_{\alpha\nu\gamma\rho}^\Lambda \Gamma_{\beta\sigma\delta\mu}^\Lambda] \right\}, \quad (32) \end{aligned}$$

where we have used the symmetries of  $\Gamma$  to simplify the equations and abbreviated

$$\Pi_{\mu\nu\sigma\rho}^{c, \Lambda} := P_{\mu\nu}^\Lambda(\Lambda) P_{\sigma\rho}^\Lambda(-\Lambda) \quad (33)$$

$$\Pi_{\mu\nu\sigma\rho}^{\text{ph}, \Lambda} := P_{\mu\nu}^\Lambda(\Lambda) P_{\rho\sigma}^\Lambda(\Lambda) + P_{\mu\nu}^\Lambda(-\Lambda) P_{\rho\sigma}^\Lambda(-\Lambda). \quad (34)$$

The full derivation may be found in Appendix A.

### 1. Initial conditions

The initial conditions at  $\Lambda \rightarrow \infty$  are given by

$$\Sigma_{\alpha\beta}^{\Lambda \rightarrow \infty} = 0 \quad \text{and} \quad \Gamma_{\alpha\beta\gamma\delta}^{\Lambda \rightarrow \infty} = U_{\alpha\beta\gamma\delta}. \quad (35)$$

In order to solve the equations numerically, we need to choose an initial value  $\Lambda_0$  that is still finite but larger

than all other energy scales in the system. For  $\Lambda > \Lambda_0$  one may assume a form of  $(i\omega)^{-1} \mathbb{1}$  for the propagator, allowing us to analytically integrate the flow equations from  $\infty$  to  $\Lambda_0$ . In case of the flow equation for the vertex, power counting in  $U$  and  $\Lambda_0$  immediately yields

$$\Gamma^{\Lambda_0} - U \sim -\int_{\infty}^{\Lambda_0} UU \frac{1}{\Lambda^2} d\Lambda = \frac{1}{\Lambda_0} UU, \quad (36)$$

and hence

$$|\Gamma^{\Lambda_0} - U|/|U| \sim |U|/\Lambda_0. \quad (37)$$

We therefore may simply use that  $\Gamma^{\Lambda_0}$  does not differ from  $\Gamma^{\Lambda \rightarrow \infty}$  for large enough  $\Lambda_0$  and arrive at

$$\Gamma_{\alpha\beta\gamma\delta}^\Lambda = U_{\alpha\beta\gamma\delta}, \quad \Lambda > \Lambda_0. \quad (38)$$

The same does not hold true for the flow equation for the self-energy, where the analytical integral gives a non-negligible contribution,

$$\begin{aligned} \Sigma_{\alpha\beta}^{\Lambda_0} &= -\frac{1}{2\pi} \sum_{\mu} U_{\alpha\mu\beta\mu} \lim_{\eta \rightarrow 0^+} \int_{\infty}^{\Lambda_0} \left( \frac{e^{i\Lambda\eta}}{i\Lambda} - \frac{e^{-i\Lambda\eta}}{i\Lambda} \right) d\Lambda \\ &= -\frac{1}{\pi} \sum_{\mu} U_{\alpha\mu\beta\mu} \lim_{\eta \rightarrow 0^+} \eta \int_{\infty}^{\Lambda_0} \text{sinc}(\eta\Lambda) d\Lambda \\ &= \frac{1}{\pi} \sum_{\mu} U_{\alpha\mu\beta\mu} \lim_{\eta \rightarrow 0^+} \left[ \int_0^{\infty} \text{sinc}(x) dx - \mathcal{O}(\eta) \right] \\ &= \frac{1}{2} \sum_{\mu} U_{\alpha\mu\beta\mu}. \quad (39) \end{aligned}$$

Here we have explicitly included the required convergence factor  $e^{i\omega 0^+}$  that appears in the Green's function in imaginary frequency space.

## C. Systems with Spin

In Eqs. (31,32), the indices represent generic states in the Hilbert space. We will now discuss the case where the system is fully SU(2) symmetric. Here, it is convenient to separate the orbital degrees of freedom from the spin degrees of freedom,  $\alpha \rightarrow (\alpha, \sigma_1)$ . Our derivation will follow Ref. 58, but we will discuss the generic case without the additional particle-hole symmetry. Single-particle quantities (self-energy, propagators) do not depend on the spin degree of freedom,

$$\Sigma_{(\alpha, \sigma_1)(\beta, \sigma_2)}^\Lambda = \Sigma_{\alpha\beta}^{\Lambda} \delta_{\sigma_1 \sigma_2}, \quad (40)$$

$$\mathcal{G}_{(\alpha, \sigma_1)(\beta, \sigma_2)}^\Lambda = \mathcal{G}_{\alpha\beta}^{\Lambda} \delta_{\sigma_1 \sigma_2}, \quad (41)$$

$$\mathcal{S}_{(\alpha, \sigma_1)(\beta, \sigma_2)}^\Lambda = \mathcal{S}_{\alpha\beta}^{\Lambda} \delta_{\sigma_1 \sigma_2}, \quad (42)$$

$$P_{(\alpha, \sigma_1)(\beta, \sigma_2)}^\Lambda = P_{\alpha\beta}^{\Lambda} \delta_{\sigma_1 \sigma_2}. \quad (43)$$

The spin structure of the vertex is determined by the fact that two particles may either keep their spin or exchange

it, and may thus be decomposed into

$$\Gamma_{(\alpha,\sigma_1),(\beta,\sigma_2),(\gamma,\sigma_3),(\delta,\sigma_4)}^\Lambda = c_{\alpha\beta\gamma\delta}^{\text{I},\Lambda} \delta_{\sigma_1\sigma_3} \delta_{\sigma_2\sigma_4} + c_{\alpha\beta\gamma\delta}^{\text{II},\Lambda} \delta_{\sigma_1\sigma_4} \delta_{\sigma_2\sigma_3},$$

where  $c^{\text{I}}$  and  $c^{\text{II}}$  are the coefficients for each of these processes.

Using the antisymmetry of  $\Gamma$ , Eq. (22), we may exchange  $(\gamma, \sigma_3)$  with  $(\delta, \sigma_4)$ ,

$$\begin{aligned} \Gamma_{(\alpha,\sigma_1),(\beta,\sigma_2),(\gamma,\sigma_3),(\delta,\sigma_4)}^\Lambda &= -\Gamma_{(\alpha,\sigma_1),(\beta,\sigma_2),(\delta,\sigma_4),(\gamma,\sigma_3)}^\Lambda \\ &= -c_{\alpha\beta\delta\gamma}^{\text{I},\Lambda} \delta_{\sigma_1\sigma_4} \delta_{\sigma_2\sigma_3} - c_{\alpha\beta\delta\gamma}^{\text{II},\Lambda} \delta_{\sigma_1\sigma_3} \delta_{\sigma_2\sigma_4}. \end{aligned}$$

By comparing the coefficients of the Kronecker- $\delta$ s, we may identify

$$c_{\alpha\beta\gamma\delta}^{\text{I},\Lambda} = -c_{\alpha\beta\delta\gamma}^{\text{II},\Lambda} := -\Gamma_{\alpha\beta\delta\gamma}^{\text{s},\Lambda},$$

and hence write the vertex as

$$\begin{aligned} \Gamma_{(\alpha,\sigma_1),(\beta,\sigma_2),(\gamma,\sigma_3),(\delta,\sigma_4)}^\Lambda &= \Gamma_{\alpha\beta\gamma\delta}^{\text{s},\Lambda} \delta_{\sigma_1\sigma_4} \delta_{\sigma_2\sigma_3} \\ &\quad - \Gamma_{\alpha\beta\delta\gamma}^{\text{s},\Lambda} \delta_{\sigma_1\sigma_3} \delta_{\sigma_2\sigma_4}. \end{aligned} \quad (44)$$

Using the symmetry of  $\Gamma^\Lambda$ , one can see that  $\Gamma^{\text{s},\Lambda}$  is still symmetric under exchange of both pairs of indices,

$$\Gamma_{\alpha\beta\gamma\delta}^{\text{s},\Lambda} = \Gamma_{\beta\alpha\delta\gamma}^{\text{s},\Lambda}, \quad (45)$$

but in general it is not antisymmetric with respect to the exchange of a single pair of indices. Instead, one may identify the part of  $\Gamma^{\text{s},\Lambda}$  that is antisymmetric under exchange of  $\alpha$  and  $\beta$  with the triplet channel of the vertex, whereas the part that is symmetric under the exchange of  $\alpha$  and  $\beta$  represents the singlet channel.

Inserting Eqs. (40,43,44) into Eq. (31), we have

$$\begin{aligned} \frac{d}{d\Lambda} \Sigma_{\alpha\beta}^{\text{s},\Lambda} \delta_{\sigma_1\sigma_2} &= -\frac{1}{2\pi} \sum_{\mu\nu} \sum_{\sigma_3} \Pi_{\mu\nu}^{\Sigma,\text{s},\Lambda} (\Gamma_{\alpha\nu\beta\mu}^{\text{s},\Lambda} \delta_{\sigma_1\sigma_3} \delta_{\sigma_3\sigma_2} \\ &\quad - \Gamma_{\alpha\nu\mu\beta}^{\text{s},\Lambda} \delta_{\sigma_1\sigma_2} \delta_{\sigma_3\sigma_3}) \\ &= -\frac{1}{2\pi} \sum_{\mu\nu} \Pi_{\mu\nu}^{\Sigma,\text{s},\Lambda} (\Gamma_{\alpha\nu\beta\mu}^{\text{s},\Lambda} - 2\Gamma_{\alpha\nu\mu\beta}^{\text{s},\Lambda}) \delta_{\sigma_1\sigma_2}, \end{aligned}$$

and hence

$$\frac{d}{d\Lambda} \Sigma_{\alpha\beta}^{\text{s},\Lambda} = -\frac{1}{2\pi} \sum_{\mu\nu} \Pi_{\mu\nu}^{\Sigma,\text{s},\Lambda} (\Gamma_{\alpha\nu\beta\mu}^{\text{s},\Lambda} - 2\Gamma_{\alpha\nu\mu\beta}^{\text{s},\Lambda}). \quad (46)$$

Here, we have defined

$$\Pi_{\mu\nu}^{\Sigma,\text{s},\Lambda} := P_{\mu\nu}^{\text{s},\Lambda}(\Lambda) + P_{\mu\nu}^{\text{s},\Lambda}(-\Lambda) \quad (47)$$

in analogy to the definition in Eq. 31, as we will do with  $\Pi_{\mu\nu}^{\text{ph},\text{s},\Lambda}$  and  $\Pi_{\mu\nu}^{\text{c},\text{s},\Lambda}$  in the following. To obtain the flow equation for  $\Gamma^{\Lambda,\text{s}}$ , we must insert Eqs. (40,43,44) into Eq. (32). To simplify our notation, we will use  $\delta_{12}^{34} = \delta_{\sigma_1\sigma_2} \delta_{\sigma_3\sigma_4}$ . For the first term with  $\Pi^{\text{c},\text{s},\Lambda}$ , we have

$$\begin{aligned} &-\frac{1}{2\pi} \sum_{\mu\nu\rho\sigma} \sum_{\sigma_5\sigma_6} \Pi_{\mu\nu\rho\sigma}^{\text{c},\text{s},\Lambda} \times \\ &\quad \left( \Gamma_{\nu\rho\gamma\delta}^{\text{s},\Lambda} \delta_{54}^{63} - \Gamma_{\nu\rho\delta\gamma}^{\text{s},\Lambda} \delta_{53}^{64} \right) \times \\ &\quad \left( \Gamma_{\alpha\beta\sigma\mu}^{\text{s},\Lambda} \delta_{15}^{26} - \Gamma_{\alpha\beta\mu\sigma}^{\text{s},\Lambda} \delta_{16}^{25} \right). \end{aligned} \quad (48)$$

Multiplying out the main product, there are four terms of combinations of  $\Gamma^{\text{s},\Lambda}$  that appear,

$$\begin{aligned} &\sum_{\sigma_5\sigma_6} \Gamma_{\nu\rho\gamma\delta}^{\text{s},\Lambda} \Gamma_{\alpha\beta\sigma\mu}^{\text{s},\Lambda} \delta_{54}^{63} \delta_{15}^{26} = \Gamma_{\nu\rho\gamma\delta}^{\text{s},\Lambda} \Gamma_{\alpha\beta\sigma\mu}^{\text{s},\Lambda} \delta_{14}^{23}, \\ &\sum_{\sigma_5\sigma_6} -\Gamma_{\nu\rho\delta\gamma}^{\text{s},\Lambda} \Gamma_{\alpha\beta\sigma\mu}^{\text{s},\Lambda} \delta_{53}^{64} \delta_{15}^{26} = -\Gamma_{\nu\rho\delta\gamma}^{\text{s},\Lambda} \Gamma_{\alpha\beta\sigma\mu}^{\text{s},\Lambda} \delta_{13}^{24}, \\ &\sum_{\sigma_5\sigma_6} -\Gamma_{\nu\rho\gamma\delta}^{\text{s},\Lambda} \Gamma_{\alpha\beta\mu\sigma}^{\text{s},\Lambda} \delta_{54}^{63} \delta_{16}^{25} = -\Gamma_{\nu\rho\gamma\delta}^{\text{s},\Lambda} \Gamma_{\alpha\beta\mu\sigma}^{\text{s},\Lambda} \delta_{13}^{24}, \\ &\sum_{\sigma_5\sigma_6} \Gamma_{\nu\rho\delta\gamma}^{\text{s},\Lambda} \Gamma_{\alpha\beta\mu\sigma}^{\text{s},\Lambda} \delta_{53}^{64} \delta_{16}^{25} = \Gamma_{\nu\rho\delta\gamma}^{\text{s},\Lambda} \Gamma_{\alpha\beta\mu\sigma}^{\text{s},\Lambda} \delta_{14}^{23}. \end{aligned}$$

On the other hand, the left hand side of the flow equation reads

$$\frac{d}{d\Lambda} \left( \Gamma_{\alpha\beta\gamma\delta}^{\text{s},\Lambda} \delta_{14}^{23} - \Gamma_{\alpha\beta\delta\gamma}^{\text{s},\Lambda} \delta_{13}^{24} \right). \quad (49)$$

We may thus look at the products that contain  $\delta_{14}^{23}$  to obtain the first term of the flow equation for  $\Gamma^{\text{s},\Lambda}$ ,

$$-\frac{1}{2\pi} \sum_{\mu\nu\rho\sigma} \Pi_{\mu\nu\rho\sigma}^{\text{c},\Lambda} \left( \Gamma_{\nu\rho\gamma\delta}^{\text{s},\Lambda} \Gamma_{\alpha\beta\sigma\mu}^{\text{s},\Lambda} + \Gamma_{\nu\rho\delta\gamma}^{\text{s},\Lambda} \Gamma_{\alpha\beta\mu\sigma}^{\text{s},\Lambda} \right) \delta_{14}^{23}. \quad (50)$$

We may now proceed in doing the same for the particle-hole channel,

$$\begin{aligned} &-\frac{1}{2\pi} \sum_{\mu\nu\rho\sigma} \sum_{\sigma_5\sigma_6} \Pi_{\mu\nu\rho\sigma}^{\text{ph},\text{s},\Lambda} \times \\ &\quad \left\{ (\Gamma_{\alpha\nu\gamma\rho}^{\text{s},\Lambda} \delta_{53}^{16} - \Gamma_{\alpha\nu\rho\gamma}^{\text{s},\Lambda} \delta_{56}^{13}) (\Gamma_{\beta\sigma\delta\mu}^{\text{s},\Lambda} \delta_{64}^{25} - \Gamma_{\beta\sigma\mu\delta}^{\text{s},\Lambda} \delta_{65}^{24}) \right. \\ &\quad \left. + (\Gamma_{\beta\nu\gamma\rho}^{\text{s},\Lambda} \delta_{53}^{26} - \Gamma_{\beta\nu\rho\gamma}^{\text{s},\Lambda} \delta_{56}^{23}) (\Gamma_{\alpha\sigma\delta\mu}^{\text{s},\Lambda} \delta_{64}^{15} - \Gamma_{\alpha\sigma\mu\delta}^{\text{s},\Lambda} \delta_{65}^{14}) \right\}. \end{aligned} \quad (51)$$

Of the eight products that appear, we again pick out those that appear with a  $\delta_{14}^{23}$ , where we use that

$$\begin{aligned} \sum_{\sigma_5\sigma_6} \delta_{53}^{16} \delta_{64}^{25} &= \delta_{14}^{23}, & \sum_{\sigma_5\sigma_6} \delta_{56}^{23} \delta_{65}^{14} &= 2\delta_{14}^{23}, \\ \sum_{\sigma_5\sigma_6} \delta_{53}^{26} \delta_{65}^{14} &= \delta_{14}^{23}, & \sum_{\sigma_5\sigma_6} \delta_{56}^{23} \delta_{64}^{15} &= \delta_{14}^{23}, \end{aligned}$$

so that we arrive at

$$\begin{aligned} &-\frac{1}{2\pi} \sum_{\mu\nu\rho\sigma} \Pi_{\mu\nu\rho\sigma}^{\text{ph},\text{s},\Lambda} \times \\ &\quad \left( 2\Gamma_{\beta\nu\rho\gamma}^{\text{s},\Lambda} \Gamma_{\alpha\sigma\mu\delta}^{\text{s},\Lambda} + \Gamma_{\alpha\nu\gamma\rho}^{\text{s},\Lambda} \Gamma_{\beta\sigma\delta\mu}^{\text{s},\Lambda} \right. \\ &\quad \left. - \Gamma_{\beta\nu\rho\gamma}^{\text{s},\Lambda} \Gamma_{\alpha\sigma\delta\mu}^{\text{s},\Lambda} - \Gamma_{\beta\nu\gamma\rho}^{\text{s},\Lambda} \Gamma_{\alpha\sigma\mu\delta}^{\text{s},\Lambda} \right) \delta_{14}^{23}. \end{aligned} \quad (52)$$

Adding Eq. (50) and Eq. (52), the flow equation for  $\Gamma^{\text{s},\Lambda}$  now reads

$$\begin{aligned} \frac{d}{d\Lambda} \Gamma_{\alpha\beta\delta\gamma}^{\text{s},\Lambda} &= -\frac{1}{2\pi} \sum_{\mu\nu\rho\sigma} \left\{ \right. \\ &\quad \Pi_{\mu\nu\rho\sigma}^{\text{c},\text{s},\Lambda} (\Gamma_{\nu\rho\gamma\delta}^{\text{s},\Lambda} \Gamma_{\alpha\beta\sigma\mu}^{\text{s},\Lambda} + \Gamma_{\nu\rho\delta\gamma}^{\text{s},\Lambda} \Gamma_{\alpha\beta\mu\sigma}^{\text{s},\Lambda}) \\ &\quad \left. + \Pi_{\mu\nu\rho\sigma}^{\text{ph},\text{s},\Lambda} (2\Gamma_{\beta\nu\rho\gamma}^{\text{s},\Lambda} \Gamma_{\alpha\sigma\mu\delta}^{\text{s},\Lambda} + \Gamma_{\alpha\nu\gamma\rho}^{\text{s},\Lambda} \Gamma_{\beta\sigma\delta\mu}^{\text{s},\Lambda} \right. \\ &\quad \left. - \Gamma_{\beta\nu\rho\gamma}^{\text{s},\Lambda} \Gamma_{\alpha\sigma\delta\mu}^{\text{s},\Lambda} - \Gamma_{\beta\nu\gamma\rho}^{\text{s},\Lambda} \Gamma_{\alpha\sigma\mu\delta}^{\text{s},\Lambda}) \right\}. \end{aligned} \quad (53)$$



## D. Finite Temperature

For completeness, we also derive the form of the flow equations at finite temperature. In this case, using a sharp  $\Theta$ -function is ill-suited. Instead, we utilize the cutoff suggested in Ref. 59, hence we replace  $\Theta(|\omega| - \Lambda)$  by  $\chi^\Lambda(\omega_n)$ , which is given by

$$\chi^\Lambda(\omega_n) = \begin{cases} 0, & |\omega_n| \leq \Lambda - \pi T, \\ \frac{1}{2} + \frac{|\omega_n| - \Lambda}{2\pi T}, & \Lambda - \pi T \leq |\omega_n| \leq \Lambda + \pi T, \\ 1, & \Lambda + \pi T \leq |\omega_n|, \end{cases} \quad (54)$$

and its derivative with respect to  $\Lambda$  is then given by

$$-(\partial_\Lambda \chi^\Lambda(\omega_n)) = \begin{cases} \frac{1}{2\pi T} & \Lambda - \pi T \leq |\omega_n| \leq \Lambda + \pi T, \\ 0 & \text{otherwise.} \end{cases} \quad (55)$$

We note that  $\chi^\Lambda(\omega_n) \rightarrow \Theta(|\omega| - \Lambda)$  as  $T \rightarrow 0$ . The full Green's function is now given by

$$\mathcal{G}^\Lambda(\omega_n) = \frac{\chi^\Lambda(\omega_n)}{i\omega_n - H_0 + \mu_{\text{chem}} - \chi^\Lambda(\omega_n)\Sigma^\Lambda(\omega_n)}, \quad (56)$$

whereas the single-scale propagator, Eq. 7, reads

$$\mathcal{S}^\Lambda(\omega_n) = \frac{\partial_\Lambda \chi^\Lambda(\omega_n)}{i\omega_n - H_0 + \mu_{\text{chem}} - \chi^\Lambda(\omega_n)\Sigma^\Lambda(\omega_n)} \times \frac{1}{(i\omega_n - H_0 + \mu_{\text{chem}}) \times \frac{1}{i\omega_n - H_0 + \mu_{\text{chem}} - \chi^\Lambda(\omega_n)\Sigma^\Lambda(\omega_n)}}.$$

With this form of a cutoff function, the Matsubara sums may be evaluated analytically. Since Matsubara frequencies have a distance of  $2\pi T$  from each other, the derivative of the cutoff is only nonzero for a two Matsubara frequencies, whose magnitude are that closest to the parameter  $\Lambda$ . Any sum with a single derivative of  $\chi^\Lambda$  may hence be evaluated as

$$T \sum_n -(\partial_\Lambda \chi^\Lambda(\omega_n)) f(\omega_n) = \frac{1}{2\pi} \sum_{|\omega_n| \approx \Lambda} f(\omega_n). \quad (57)$$

This structure is very similar to the situation at  $T = 0$ , where we have

$$\frac{1}{2\pi} \int d\omega \delta(|\omega| - \Lambda) f(\omega) = \frac{1}{2\pi} \sum_{|\omega| = \Lambda} f(\omega). \quad (58)$$

Again we adopt the static limit and define  $P^{T,\Lambda}(\omega_n)$  as

$$P^{T,\Lambda}(\omega_n) := \frac{1}{i\omega_n - H_0 + \mu_{\text{chem}} - \chi^\Lambda(\omega_n)\Sigma^\Lambda}, \quad (59)$$

and  $P'^{T,\Lambda}, P''^{T,\Lambda}$  as

$$P'^{T,\Lambda}(\omega_n) := P^{T,\Lambda}(\omega_n)(i\omega_n - H_0 + \mu_{\text{chem}})P^{T,\Lambda}(\omega_n), \quad (60)$$

$$P''^{T,\Lambda}(\omega_n) := P^{T,\Lambda}(\omega_n)\chi^\Lambda(\omega_n), \quad (61)$$

the flow equation for the self-energy now reads

$$\frac{d}{d\Lambda} \Sigma_{\alpha\beta}^\Lambda = -\frac{1}{2\pi} \sum_{|\omega_n| \approx \Lambda} P_{\mu\nu}'^{T,\Lambda}(\omega_n) \Gamma_{\alpha\nu\beta\mu}^\Lambda. \quad (62)$$

Setting all external frequencies to zero and dropping the frequency dependence of the vertex, its flow equation is now given by

$$\begin{aligned} \frac{d}{d\Lambda} \Gamma_{\alpha\beta\gamma\delta}^\Lambda = & -\frac{1}{2\pi} \sum_{|\omega_n| \approx \Lambda} \sum_{\mu\nu\rho\sigma} \left\{ P_{\mu\nu}''^{T,\Lambda}(\omega_n) P_{\rho\sigma}'^{T,\Lambda}(-\omega_n) \times \right. \\ & \Gamma_{\alpha\beta\sigma\mu}^\Lambda \Gamma_{\nu\rho\gamma\delta}^\Lambda + \\ & P_{\mu\nu}''^{T,\Lambda}(\omega_n) P_{\rho\sigma}'^{T,\Lambda}(\omega_n) \times \\ & \left. [\Gamma_{\beta\nu\gamma\rho}^\Lambda \Gamma_{\alpha\mu\delta\sigma}^\Lambda - \Gamma_{\alpha\mu\gamma\sigma}^\Lambda \Gamma_{\beta\nu\delta\rho}^\Lambda \right. \\ & \left. + \Gamma_{\beta\mu\gamma\sigma}^\Lambda \Gamma_{\alpha\nu\delta\rho}^\Lambda - \Gamma_{\alpha\nu\gamma\rho}^\Lambda \Gamma_{\beta\mu\delta\sigma}^\Lambda] \right\}. \quad (63) \end{aligned}$$

We note that  $\chi^\Lambda(\omega_n) \rightarrow \frac{1}{2}$  for  $\omega_n \rightarrow \Lambda$ , so if taking the limit  $T \rightarrow 0$  (and applying the symmetries of the vertex) one recovers Eq. (32).

## E. Observables and Correlators

### 1. Single-particle observables

Single-particle observables may be expressed by the Green's function, which is given by

$$\mathcal{G}(i\omega) = \frac{1}{i\omega - H_0 + \mu - \Sigma} e^{i\omega 0^+}. \quad (64)$$

The convergence factor  $e^{i\omega 0^+}$  is explicitly required here. In the following we will summarize (trivial) statements that follow from employing the static limit. For example, the density matrix for the occupancy of single-particle states,  $\rho_{ij}$ , is given by

$$\rho_{ij} = \sum_{\alpha\beta} V_{i\alpha}^{\text{rn}} \left[ \frac{1}{2\pi} \int_{-\infty}^{\infty} d\omega \mathcal{G}_{\alpha\beta}(i\omega) e^{i\omega 0^+} \right] V_{\beta j}^{\text{rn},-1}, \quad (65)$$

where

$$V_{i\alpha}^{\text{rn}} = \langle \alpha | i \rangle \quad (66)$$

and  $|i\rangle$  is one out of  $N$  basis-vectors spanning the single-particle Hilbert space  $\mathcal{H}$ .

The frequency integral may be calculated analytically by going into the basis where  $\mathcal{G}$  is diagonal, i.e. the eigenbasis of  $H_0 + \Sigma$ . We will denote indices in that basis by a tilde, e.g.  $\tilde{\mu}$  and the eigenvalues of  $H_0 + \Sigma$  with  $\tilde{\epsilon}_{\tilde{\mu}}$ . (As  $\Sigma$  is hermitian in the static limit,  $\tilde{\epsilon}_{\tilde{\mu}}$  are real.) The basis transform from that basis into the basis chosen for observables will be denoted by  $V_{i\tilde{\mu}}^{\text{ri}}$ . The integral may now be performed analytically, closing the integration loop

around the left half-plane,

$$\begin{aligned}\rho_{ij} &= \sum_{\tilde{\mu}} V_{i\tilde{\mu}}^{\text{ri}} \left[ \frac{1}{2\pi} \int_{-\infty}^{\infty} d\omega \frac{e^{i\omega 0^+}}{i\omega - \tilde{\epsilon}_{\tilde{\mu}} + \mu_{\text{chem}}} \right] V_{\tilde{\mu}j}^{\text{ri},-1} \\ &= \sum_{\tilde{\mu}}^{\text{occ.}} V_{i\tilde{\mu}}^{\text{ri}} V_{\tilde{\mu}j}^{\text{ri},-1},\end{aligned}\quad (67)$$

where the summation is now only performed over states below the chemical potential. (Occupied states.)

In order to obtain the result at finite temperature,  $T > 0$ , we must replace the integral by a Matsubara sum, performing the inverse of Eq. (16). The sum may be performed analytically, using the well-known relation

$$T \sum_{\omega_n} \frac{1}{i\omega_n - \xi} = n_{\text{F}}(\xi), \quad (68)$$

where  $n_{\text{F}}$  is the Fermi function. We now obtain

$$\begin{aligned}\rho_{ij} &= \sum_{\tilde{\mu}} V_{i\tilde{\mu}}^{\text{ri}} \left[ T \sum_{\omega_n} \frac{1}{i\omega_n - \tilde{\epsilon}_{\tilde{\mu}} + \mu_{\text{chem}}} \right] V_{\tilde{\mu}j}^{\text{ri},-1} \\ &= \sum_{\tilde{\mu}} V_{i\tilde{\mu}}^{\text{ri}} n_{\text{F}}(\tilde{\epsilon}_{\tilde{\mu}} - \mu_{\text{chem}}) V_{\tilde{\mu}j}^{\text{ri},-1},\end{aligned}\quad (69)$$

which reproduces Eq. (67) for  $T \rightarrow 0$ .

Another single-particle quantity of interest is the (normalized) density of states (DOS), which may be calculated from the imaginary part of the retarded Green's function after Wick rotation. As we work in the static limit for the self-energy, the Wick rotation is trivial and yields the following expression for the density of states at  $T = 0$ ,

$$\rho(\epsilon) = -\frac{1}{2\pi N} \Im \sum_{\tilde{\mu}} \frac{1}{\epsilon - \tilde{\epsilon}_{\tilde{\mu}} + \mu_{\text{chem}} + i0}. \quad (70)$$

Finally, in systems with spin rotational invariance the single-particle Green's function is diagonal in spin space and the previously discussed quantities simply acquire a factor of 2.

## 2. Correlator of Occupancy Numbers ( $T = 0$ )

Two-particle observables may be rewritten in terms of single- and two-particle Green's functions. In the case of spinless Fermions the correlator of occupancy numbers,  $\mathcal{C}_{ij}^{\text{dd}}$ , may be rewritten as

$$\begin{aligned}\mathcal{C}_{ij}^{\text{dd}} &= \langle \hat{n}_i \hat{n}_j \rangle = \langle \hat{c}_i^\dagger \hat{c}_i \hat{c}_j^\dagger \hat{c}_j \rangle = \langle \hat{c}_j^\dagger \hat{c}_i^\dagger \hat{c}_i \hat{c}_j \rangle + \langle \hat{c}_i^\dagger \hat{c}_i \rangle \delta_{ij} \\ &= \mathcal{C}_{ij}^{\text{dd},(2)} + \langle \hat{n}_i \rangle \langle \hat{n}_j \rangle - \langle \hat{c}_i^\dagger \hat{c}_j \rangle \langle \hat{c}_j^\dagger \hat{c}_i \rangle + \langle \hat{n}_i \rangle \delta_{ij},\end{aligned}\quad (71)$$

where  $\mathcal{C}_{ij}^{\text{dd},(2)}$  is the part of the correlation function arising from the connected two-particle Green's function and thus the vertex. In the case of spinful Fermions, the correlator includes a sum over the spin degrees of freedom,

$$\mathcal{C}_{ij}^{\text{dd}} = \sum_{\sigma\sigma'} \langle \hat{n}_{i\sigma} \hat{n}_{j\sigma'} \rangle. \quad (72)$$

For systems that obey the full  $\text{SU}(2)$  symmetry, it reads

$$\begin{aligned}\mathcal{C}_{ij}^{\text{dd}} &= \mathcal{C}_{ij}^{\text{dd},(2)} + 4 \langle \hat{n}_{i\sigma} \rangle \langle \hat{n}_{j\sigma} \rangle - 2 \langle \hat{c}_{i\sigma}^\dagger \hat{c}_{j\sigma} \rangle \langle \hat{c}_{j\sigma}^\dagger \hat{c}_{i\sigma} \rangle \\ &\quad + 2 \langle \hat{n}_{i\sigma} \rangle \delta_{ij},\end{aligned}\quad (73)$$

where  $\sigma$  is an arbitrary spin index that is not summed over, as the single-particle quantities are proportional to  $\delta_{\sigma\sigma'}$ .

We will first derive the expression for  $\mathcal{C}_{ij}^{\text{dd},(2)}$  for the spinless case at  $T = 0$ . Since we are looking at static quantities, but our formalism is derived in Matsubara frequency space, we must perform a Fourier transform,

$$\begin{aligned}\mathcal{C}_{ij}^{\text{dd},(2)} &= \int \frac{d\omega_1}{2\pi} \int \frac{d\omega_2}{2\pi} \int \frac{d\omega_3}{2\pi} \int \frac{d\omega_4}{2\pi} \times \\ &\quad \mathcal{G}_{ijij}^{(2,c)}(i\omega_1, i\omega_2, i\omega_3, i\omega_4),\end{aligned}\quad (74)$$

where  $\mathcal{G}^{(2,c)}$  is the two-particle connected Green's function. Using the well-known relation between the two-particle connected Green's function and the vertex,

$$\begin{aligned}\text{Diagram 1} &= - \text{Diagram 2},\end{aligned}\quad (75)$$

Diagram 1: A circle with four external lines labeled  $\alpha, \beta, \gamma, \delta$ . Inside the circle is the label  $\mathcal{G}^{(2,c)}$ .  
Diagram 2: A central circle with four external lines labeled  $\alpha, \beta, \gamma, \delta$ . Inside the circle is the label  $\Gamma$ .

we arrive at

$$\begin{aligned}\mathcal{G}_{ijij}^{(2,c)}(i\omega_1, i\omega_2, i\omega_3, i\omega_4) &= -2\pi \sum_{\alpha\beta\gamma\delta} \sum_{\alpha'\beta'\gamma'\delta'} V_{i\alpha'}^{\text{rn}} V_{j\beta'}^{\text{rn}} \times \\ &\quad \mathcal{G}_{\alpha'\alpha}(i\omega_1) \mathcal{G}_{\beta'\beta}(i\omega_2) \Gamma_{\alpha\beta\gamma\delta} \delta(i\omega_1 + i\omega_2 - i\omega_3 - i\omega_4) \times \\ &\quad \mathcal{G}_{i\gamma\gamma'}(i\omega_3) \mathcal{G}_{\delta\delta'}(i\omega_4) V_{\gamma'i}^{\text{rn},-1} V_{\delta'j}^{\text{rn},-1}.\end{aligned}\quad (76)$$

In order to solve the frequency integral analytically, we again transform into the eigenbasis of  $H_0 + \Sigma$ . Eq. (76) now reads

$$\begin{aligned}\mathcal{G}_{ijij}^{(2,c)}(i\omega_1, i\omega_2, i\omega_3, i\omega_4) &= -2\pi \sum_{\alpha\beta\gamma\delta} \sum_{\tilde{\mu}\tilde{\nu}\tilde{\rho}\tilde{\sigma}} V_{i\tilde{\mu}}^{\text{ri}} V_{j\tilde{\nu}}^{\text{ri}} \times \\ &\quad \mathcal{G}_{\tilde{\mu}\tilde{\mu}}(i\omega_1) \mathcal{G}_{\tilde{\nu}\tilde{\nu}}(i\omega_2) V_{\tilde{\mu}\alpha}^{\text{in}} V_{\tilde{\nu}\beta}^{\text{in}} \times \\ &\quad \Gamma_{\alpha\beta\gamma\delta} \delta(i\omega_1 + i\omega_2 - i\omega_3 - i\omega_4) \times \\ &\quad V_{\tilde{\gamma}\tilde{\rho}}^{\text{in},-1} V_{\tilde{\delta}\tilde{\sigma}}^{\text{in},-1} \mathcal{G}_{\tilde{\rho}\tilde{\rho}}(i\omega_3) \mathcal{G}_{\tilde{\sigma}\tilde{\sigma}}(i\omega_4) V_{\tilde{\rho}i}^{\text{ri},-1} V_{\tilde{\sigma}j}^{\text{ri},-1}.\end{aligned}\quad (77)$$

For any given  $\tilde{\mu}, \tilde{\nu}, \tilde{\rho}, \tilde{\sigma}$ , we have for the frequency-dependent part

$$\begin{aligned}&2\pi \int \frac{d\omega_1}{2\pi} \int \frac{d\omega_2}{2\pi} \int \frac{d\omega_3}{2\pi} \int \frac{d\omega_4}{2\pi} \mathcal{G}_{\tilde{\mu}\tilde{\mu}}(i\omega_1) \mathcal{G}_{\tilde{\nu}\tilde{\nu}}(i\omega_2) \times \\ &\quad \mathcal{G}_{\tilde{\rho}\tilde{\rho}}(i\omega_3) \mathcal{G}_{\tilde{\sigma}\tilde{\sigma}}(i\omega_4) \delta(i\omega_1 + i\omega_2 - i\omega_3 - i\omega_4) \\ &= \int \frac{d\omega_1}{2\pi} \int \frac{d\omega_2}{2\pi} \int \frac{d\omega_3}{2\pi} \mathcal{G}_{\tilde{\mu}\tilde{\mu}}(i\omega_1) \mathcal{G}_{\tilde{\nu}\tilde{\nu}}(i\omega_2) \times \\ &\quad \mathcal{G}_{\tilde{\rho}\tilde{\rho}}(i\omega_3) \mathcal{G}_{\tilde{\sigma}\tilde{\sigma}}(i(\omega_1 + \omega_2 - \omega_3)).\end{aligned}\quad (78)$$

Using the convention that  $\tilde{\epsilon}_{\tilde{\mu}}$  is the  $\tilde{\mu}$ -th eigenvalue of  $H_0 + \Sigma$ , we may now write

$$\mathcal{G}_{\tilde{\mu}\tilde{\mu}}(i\omega_1) = \frac{1}{i\omega_1 - \tilde{\epsilon}_{\tilde{\mu}} + \mu_{\text{chem}}} =: \frac{1}{i\omega_1 - \tilde{\xi}_{\tilde{\mu}}}. \quad (79)$$

All occurring integrals are of similar form and may be solved by simply closing the integration loop around the left complex half-plane,

$$\int \frac{d\omega}{2\pi} \frac{1}{i\omega - z} \frac{1}{i\omega - \xi} = \frac{g(z, \xi)}{z - \xi}. \quad (80)$$

The exact result of the integral will depend on the position of each of the poles  $\{z, \xi\}$  relative to the integration loop. If they are either both inside or both outside, the integral gives zero (either the residues cancel or there are no poles inside the loop), there is only a contribution if there is just a single pole inside the loop. The residue is always  $\pm(z - \xi)^{-1}$ . Therefore, we define  $g(z, \xi)$  to keep track of the correct sign. It may be represented as

$$g(z, \xi) = -g(\xi, z) \\ = \Theta_{\Re}(-z)\Theta_{\Re}(\xi) - \Theta_{\Re}(z)\Theta_{\Re}(-\xi), \quad (81)$$

where  $\Theta_{\Re}(z)$  is the Heaviside step function of the real part of  $z$ .

Performing the first integral over  $\omega_1$ , we have

$$\int \frac{d\omega_1}{2\pi} \frac{1}{i\omega_1 - \tilde{\xi}_{\bar{\mu}}} \frac{1}{i\omega_1 - (\tilde{\xi}_{\bar{\sigma}} - i\omega_2 + i\omega_3)} \\ = \frac{g(\tilde{\xi}_{\bar{\mu}}, \tilde{\xi}_{\bar{\sigma}} + i(\omega_3 - \omega_2))}{\tilde{\xi}_{\bar{\mu}} - \tilde{\xi}_{\bar{\sigma}} + i\omega_2 - i\omega_3}. \quad (82)$$

The expression  $g(\tilde{\xi}_{\bar{\mu}}, \tilde{\xi}_{\bar{\sigma}} + i(\omega_3 - \omega_2))$  may be simplified further, since for real  $\omega_{2,3}$ , it is equal to  $g(\tilde{\xi}_{\bar{\mu}}, \tilde{\xi}_{\bar{\sigma}})$ .<sup>60</sup> Applying this result sequentially, the integral in Eq. (78) has the result

$$\frac{g(\tilde{\xi}_{\bar{\mu}}, \tilde{\xi}_{\bar{\sigma}})g(\tilde{\xi}_{\bar{\sigma}} - \tilde{\xi}_{\bar{\mu}}, \tilde{\xi}_{\bar{\nu}})g(\tilde{\xi}_{\bar{\mu}} + \tilde{\xi}_{\bar{\nu}} - \tilde{\xi}_{\bar{\sigma}}, \tilde{\xi}_{\bar{\rho}})}{\tilde{\xi}_{\bar{\mu}} + \tilde{\xi}_{\bar{\nu}} - \tilde{\xi}_{\bar{\rho}} - \tilde{\xi}_{\bar{\sigma}}}. \quad (83)$$

Further simplification is possible: if  $\Re\tilde{\xi}_{\bar{\mu}} > 0$ , then  $\Re\tilde{\xi}_{\bar{\sigma}}$  must be less than zero, or the contribution vanishes. In that case, it follows that  $\Re(\tilde{\xi}_{\bar{\sigma}} - \tilde{\xi}_{\bar{\mu}}) < 0$ , and we may deduce in the same way that  $\Re\tilde{\xi}_{\bar{\nu}}$  should be greater than zero. Finally,  $\Re(\tilde{\xi}_{\bar{\mu}} + \tilde{\xi}_{\bar{\nu}} - \tilde{\xi}_{\bar{\sigma}}) > 0$  leads to the conclusion that  $\Re\tilde{\xi}_{\bar{\rho}} < 0$ . On the other hand, if  $\Re\tilde{\xi}_{\bar{\mu}} < 0$ , the analogous argument can be made with flipped inequalities. The only non-zero contributions arise from combinations where the real parts of  $\tilde{\xi}_{\bar{\mu}}$  and  $\tilde{\xi}_{\bar{\nu}}$  have the same sign, but have the opposite sign to both  $\tilde{\xi}_{\bar{\rho}}$  and  $\tilde{\xi}_{\bar{\sigma}}$ . Using this result, Eq. (74) now reads

$$C_{ij}^{\text{dd},(2)} = \sum_{\alpha\beta\gamma\delta} \left[ \sum_{\substack{\bar{\mu}, \bar{\nu} \in \mathcal{H}_e \\ \bar{\rho}, \bar{\sigma} \in \mathcal{H}_h}} - \sum_{\substack{\bar{\mu}, \bar{\nu} \in \mathcal{H}_h \\ \bar{\rho}, \bar{\sigma} \in \mathcal{H}_e}} \right] \times \\ V_{i\bar{\mu}}^{\text{ri}} V_{j\bar{\nu}}^{\text{ri}} \frac{1}{\tilde{\epsilon}_{\bar{\mu}} + \tilde{\epsilon}_{\bar{\nu}} - \tilde{\epsilon}_{\bar{\rho}} - \tilde{\epsilon}_{\bar{\sigma}}} V_{\bar{\rho}i}^{\text{ri},-1} V_{\bar{\sigma}j}^{\text{ri},-1} \times \\ V_{\bar{\mu}\alpha}^{\text{in}} V_{\bar{\nu}\beta}^{\text{in}} \Gamma_{\alpha\beta\gamma\delta} V_{\gamma\bar{\rho}}^{\text{in},-1} V_{\delta\bar{\sigma}}^{\text{in},-1}, \quad (84)$$

where  $\mathcal{H}_e$  is the subspace where  $\tilde{\epsilon} - \mu_{\text{chem}} < 0$  (“electrons”) and  $\mathcal{H}_h$  the subspace where  $\tilde{\epsilon} + \mu_{\text{chem}} > 0$  (“holes”).

### 3. Correlator of Occupancy Numbers ( $T > 0$ )

At finite temperatures  $T > 0$ , the result is very similar. To derive it, we need to replace the integrals in Eq. (78) by Matsubara sums according to the inverse of Eqs. (16,17),

$$T \sum_{\omega_n} T \sum_{\omega_m} T \sum_{\omega_{n'}} \mathcal{G}_{\bar{\mu}\bar{\mu}}(i\omega_n) \mathcal{G}_{\bar{\nu}\bar{\nu}}(i\omega_m) \times \\ \mathcal{G}_{\bar{\rho}\bar{\rho}}(i\omega_{n'}) \mathcal{G}_{\bar{\sigma}\bar{\sigma}}(i(\omega_n + \omega_m - \omega_{n'})). \quad (85)$$

Inserting Eq. (79) into this expression, we may now perform the Matsubara sums analytically, which are of the form

$$T \sum_{\omega_n} \frac{1}{i\omega_n - z} \frac{1}{i\omega_n - \xi} = \frac{n_{\text{F}}(z) - n_{\text{F}}(\xi)}{z - \xi}, \quad (86)$$

where  $n_{\text{F}}$  is the Fermi function. We note that due to its periodicity we have  $n_{\text{F}}(\tilde{\xi} \pm i\omega_{n'}) = n_{\text{F}}(\tilde{\xi})$  if  $\omega_{n'}$  is a Matsubara frequency, so we may simplify the numerator again. Eq. (85) is thus equal to

$$[n_{\text{F}}(\tilde{\xi}_{\bar{\mu}}) - n_{\text{F}}(\tilde{\xi}_{\bar{\sigma}})][n_{\text{F}}(\tilde{\xi}_{\bar{\sigma}} - \tilde{\xi}_{\bar{\mu}}) - n_{\text{F}}(\tilde{\xi}_{\bar{\nu}})] \times \\ \frac{[n_{\text{F}}(\tilde{\xi}_{\bar{\mu}} + \tilde{\xi}_{\bar{\nu}} - \tilde{\xi}_{\bar{\sigma}}) - n_{\text{F}}(\tilde{\xi}_{\bar{\rho}})]}{\tilde{\xi}_{\bar{\mu}} + \tilde{\xi}_{\bar{\nu}} - \tilde{\xi}_{\bar{\rho}} - \tilde{\xi}_{\bar{\sigma}}}. \quad (87)$$

Therefore, we have

$$C_{ij}^{\text{dd},(2)} = \sum_{\alpha\beta\gamma\delta} \sum_{\bar{\mu}\bar{\nu}\bar{\rho}\bar{\sigma}} V_{i\bar{\mu}}^{\text{ri}} V_{j\bar{\nu}}^{\text{ri}} \frac{1}{\tilde{\epsilon}_{\bar{\mu}} + \tilde{\epsilon}_{\bar{\nu}} - \tilde{\epsilon}_{\bar{\rho}} - \tilde{\epsilon}_{\bar{\sigma}}} \times \\ [n_{\text{F}}(\tilde{\xi}_{\bar{\sigma}}) - n_{\text{F}}(\tilde{\xi}_{\bar{\mu}})][n_{\text{F}}(\tilde{\xi}_{\bar{\sigma}} - \tilde{\xi}_{\bar{\mu}}) - n_{\text{F}}(\tilde{\xi}_{\bar{\nu}})] \times \\ [n_{\text{F}}(\tilde{\xi}_{\bar{\mu}} + \tilde{\xi}_{\bar{\nu}} - \tilde{\xi}_{\bar{\sigma}}) - n_{\text{F}}(\tilde{\xi}_{\bar{\rho}})] V_{\bar{\rho}i}^{\text{ri},-1} V_{\bar{\sigma}j}^{\text{ri},-1} \times \\ V_{\bar{\mu}\alpha}^{\text{in}} V_{\bar{\nu}\beta}^{\text{in}} \Gamma_{\alpha\beta\gamma\delta} V_{\gamma\bar{\rho}}^{\text{in},-1} V_{\delta\bar{\sigma}}^{\text{in},-1}. \quad (88)$$

For orbitals far away from the Fermi energy,  $|\tilde{\xi}| \gg T$ , this expression goes over into the expression for  $T = 0$  and we arrive at Eq. (84) again.

### 4. Correlator of Occupancy Numbers (Systems with spin)

In systems with spin we must also sum over two spin indices when calculating  $C_{ij}^{\text{dd},(2)}$ . We replace all orbital indices in Eq. (88) by pairs of orbital and spin indices,  $\alpha \rightarrow (\alpha, \sigma)$ . For systems with SU(2) symmetry all single-particle quantities are diagonal in spin space, so after performing sums over all the relevant Kronecker- $\delta$ s, we have

$$C_{ij}^{\text{dd},(2)} = \sum_{\sigma\sigma'} \sum_{\alpha\beta\gamma\delta} \sum_{\bar{\mu}\bar{\nu}\bar{\rho}\bar{\sigma}} V_{i\bar{\mu}}^{\text{ri}} V_{j\bar{\nu}}^{\text{ri}} \frac{1}{\tilde{\epsilon}_{\bar{\mu}} + \tilde{\epsilon}_{\bar{\nu}} - \tilde{\epsilon}_{\bar{\rho}} - \tilde{\epsilon}_{\bar{\sigma}}} \times \\ [n_{\text{F}}(\tilde{\xi}_{\bar{\sigma}}) - n_{\text{F}}(\tilde{\xi}_{\bar{\mu}})][n_{\text{F}}(\tilde{\xi}_{\bar{\sigma}} - \tilde{\xi}_{\bar{\mu}}) - n_{\text{F}}(\tilde{\xi}_{\bar{\nu}})] \times \\ [n_{\text{F}}(\tilde{\xi}_{\bar{\mu}} + \tilde{\xi}_{\bar{\nu}} - \tilde{\xi}_{\bar{\sigma}}) - n_{\text{F}}(\tilde{\xi}_{\bar{\rho}})] V_{\bar{\rho}i}^{\text{ri},-1} V_{\bar{\sigma}j}^{\text{ri},-1} \times \\ V_{\bar{\mu}\alpha}^{\text{in}} V_{\bar{\nu}\beta}^{\text{in}} \Gamma_{(\alpha,\sigma)(\beta,\sigma')(\gamma,\sigma)(\delta,\sigma')} V_{\gamma\bar{\rho}}^{\text{in},-1} V_{\delta\bar{\sigma}}^{\text{in},-1}. \quad (89)$$

Inserting Eq. (44), we may perform the summation over the remaining spin indices and arrive at

$$\begin{aligned} \mathcal{C}_{ij}^{\text{dd},(2)} &= \sum_{\alpha\beta\gamma\delta} \sum_{\tilde{\mu}\tilde{\nu}\tilde{\rho}\tilde{\sigma}} V_{i\tilde{\mu}}^{\text{ri}} V_{j\tilde{\nu}}^{\text{ri}} \frac{1}{\tilde{\epsilon}_{\tilde{\mu}} + \tilde{\epsilon}_{\tilde{\nu}} - \tilde{\epsilon}_{\tilde{\rho}} - \tilde{\epsilon}_{\tilde{\sigma}}} \times \\ &\quad [n_{\text{F}}(\tilde{\xi}_{\tilde{\sigma}}) - n_{\text{F}}(\tilde{\xi}_{\tilde{\mu}})] [n_{\text{F}}(\tilde{\xi}_{\tilde{\sigma}} - \tilde{\xi}_{\tilde{\mu}}) - n_{\text{F}}(\tilde{\xi}_{\tilde{\nu}})] \times \\ &\quad [n_{\text{F}}(\tilde{\xi}_{\tilde{\mu}} + \tilde{\xi}_{\tilde{\nu}} - \tilde{\xi}_{\tilde{\sigma}}) - n_{\text{F}}(\tilde{\xi}_{\tilde{\rho}})] V_{\tilde{\rho}i}^{\text{ri},-1} V_{\tilde{\sigma}j}^{\text{ri},-1} \times \\ &\quad V_{\tilde{\mu}\alpha}^{\text{in}} V_{\tilde{\nu}\beta}^{\text{in}} [2\Gamma_{\alpha\beta\gamma\delta}^{\text{S}} - 4\Gamma_{\alpha\beta\delta\gamma}^{\text{S}}] V_{\gamma\tilde{\rho}}^{\text{in},-1} V_{\delta\tilde{\sigma}}^{\text{in},-1}. \end{aligned} \quad (90)$$

At  $T = 0$ , the result is analogously given by

$$\begin{aligned} \mathcal{C}_{ij}^{\text{dd},(2)} &= \sum_{\alpha\beta\gamma\delta} \left[ \sum_{\substack{\tilde{\mu}, \tilde{\nu} \in \mathcal{H}_e \\ \tilde{\rho}, \tilde{\sigma} \in \mathcal{H}_h}} - \sum_{\substack{\tilde{\mu}, \tilde{\nu} \in \mathcal{H}_h \\ \tilde{\rho}, \tilde{\sigma} \in \mathcal{H}_e}} \right] \times \\ &\quad V_{i\tilde{\mu}}^{\text{ri}} V_{j\tilde{\nu}}^{\text{ri}} \frac{1}{\tilde{\epsilon}_{\tilde{\mu}} + \tilde{\epsilon}_{\tilde{\nu}} - \tilde{\epsilon}_{\tilde{\rho}} - \tilde{\epsilon}_{\tilde{\sigma}}} V_{\tilde{\rho}i}^{\text{ri},-1} V_{\tilde{\sigma}j}^{\text{ri},-1} \times \\ &\quad V_{\tilde{\mu}\alpha}^{\text{in}} V_{\tilde{\nu}\beta}^{\text{in}} [2\Gamma_{\alpha\beta\gamma\delta}^{\text{S}} - 4\Gamma_{\alpha\beta\delta\gamma}^{\text{S}}] V_{\gamma\tilde{\rho}}^{\text{in},-1} V_{\delta\tilde{\sigma}}^{\text{in},-1}. \end{aligned} \quad (91)$$

### 5. Spin-Spin Correlator

In contrast to the expectation value of  $\mathbf{S}_i$ , the expectation value of  $\mathbf{S}_i \cdot \mathbf{S}_j$  does not automatically vanish in systems with SU(2) symmetry. Using

$$\hat{\mathbf{S}}_i = \sum_{\sigma\sigma'} \hat{c}_{i\sigma}^\dagger \vec{\tau}_{\sigma\sigma'} \hat{c}_{i\sigma'}, \quad (92)$$

where  $\vec{\tau}$  are the Pauli matrices and the identity

$$\sum_{k=0}^3 \tau_{\sigma\sigma'}^k \tau_{\tilde{\sigma}\tilde{\sigma}'}^k = 2\delta_{\sigma\tilde{\sigma}} \delta_{\sigma'\tilde{\sigma}'}, \quad (93)$$

we may write

$$\begin{aligned} \mathcal{C}_{ij}^{\text{SS}} &:= \langle \mathbf{S}_i \cdot \mathbf{S}_j \rangle \\ &= \sum_k \sum_{\sigma\sigma'} \sum_{\tilde{\sigma}\tilde{\sigma}'} \tau_{\sigma\sigma'}^k \tau_{\tilde{\sigma}\tilde{\sigma}'}^k \langle \hat{c}_{i\sigma}^\dagger \hat{c}_{i\sigma'} \hat{c}_{j\tilde{\sigma}}^\dagger \hat{c}_{j\tilde{\sigma}'} \rangle \\ &= 2 \sum_{\sigma\sigma'} \langle \hat{c}_{i\sigma}^\dagger \hat{c}_{i\sigma'} \hat{c}_{j\sigma'}^\dagger \hat{c}_{j\sigma} \rangle - \langle \hat{\mathbf{n}}_i \hat{\mathbf{n}}_j \rangle \\ &= 2 \sum_{\sigma\sigma'} \langle \hat{c}_{i\sigma}^\dagger \hat{c}_{j\sigma'}^\dagger \hat{c}_{j\sigma} \hat{c}_{i\sigma'} \rangle - \langle \hat{\mathbf{n}}_i \hat{\mathbf{n}}_j \rangle - 4\delta_{ij} \langle \hat{\mathbf{n}}_i \rangle \\ &= \mathcal{C}_{ij}^{\text{SS},(2)} - \langle \hat{\mathbf{n}}_i \hat{\mathbf{n}}_j \rangle - 4\delta_{ij} \langle \hat{\mathbf{n}}_i \rangle \\ &\quad + 2 \sum_{\sigma\sigma'} \left[ \langle \hat{c}_{j\sigma'}^\dagger \hat{c}_{j\sigma} \rangle \langle \hat{c}_{i\sigma}^\dagger \hat{c}_{i\sigma'} \rangle - \langle \hat{c}_{i\sigma}^\dagger \hat{c}_{j\sigma} \rangle \langle \hat{c}_{j\sigma'}^\dagger \hat{c}_{i\sigma'} \rangle \right] \\ &= \mathcal{C}_{ij}^{\text{SS},(2)} + 4 \langle \hat{\mathbf{n}}_{i\sigma} \rangle \langle \hat{\mathbf{n}}_{j\sigma} \rangle - 8 \langle \hat{c}_{i\sigma}^\dagger \hat{c}_{j\sigma} \rangle \langle \hat{c}_{j\sigma}^\dagger \hat{c}_{i\sigma} \rangle \\ &\quad - \langle \hat{\mathbf{n}}_i \hat{\mathbf{n}}_j \rangle - 4\delta_{ij} \langle \hat{\mathbf{n}}_i \rangle. \end{aligned} \quad (94)$$

Inserting Eq. (73), several terms cancel and we arrive at

$$\mathcal{C}_{ij}^{\text{SS}} = \mathcal{C}_{ij}^{\text{SS},(2)} - \mathcal{C}_{ij}^{\text{dd},(2)} - 6 \left( \langle \hat{c}_{i\sigma}^\dagger \hat{c}_{j\sigma} \rangle \langle \hat{c}_{j\sigma}^\dagger \hat{c}_{i\sigma} \rangle + \delta_{ij} \langle \hat{\mathbf{n}}_i \rangle \right). \quad (95)$$

The expression for  $\mathcal{C}_{ij}^{\text{SS},(2)}$  may be derived in the same manner as the expression for  $\mathcal{C}_{ij}^{\text{dd},(2)}$ . At finite temperatures, it reads

$$\begin{aligned} \mathcal{C}_{ij}^{\text{SS},(2)} &= 2 \sum_{\alpha\beta\gamma\delta} \sum_{\tilde{\mu}\tilde{\nu}\tilde{\rho}\tilde{\sigma}} V_{i\tilde{\mu}}^{\text{ri}} V_{j\tilde{\nu}}^{\text{ri}} \frac{1}{\tilde{\epsilon}_{\tilde{\mu}} + \tilde{\epsilon}_{\tilde{\nu}} - \tilde{\epsilon}_{\tilde{\rho}} - \tilde{\epsilon}_{\tilde{\sigma}}} \times \\ &\quad [n_{\text{F}}(\tilde{\xi}_{\tilde{\sigma}}) - n_{\text{F}}(\tilde{\xi}_{\tilde{\mu}})] [n_{\text{F}}(\tilde{\xi}_{\tilde{\sigma}} - \tilde{\xi}_{\tilde{\mu}}) - n_{\text{F}}(\tilde{\xi}_{\tilde{\nu}})] \times \\ &\quad [n_{\text{F}}(\tilde{\xi}_{\tilde{\mu}} + \tilde{\xi}_{\tilde{\nu}} - \tilde{\xi}_{\tilde{\sigma}}) - n_{\text{F}}(\tilde{\xi}_{\tilde{\rho}})] V_{\tilde{\rho}i}^{\text{ri},-1} V_{\tilde{\sigma}j}^{\text{ri},-1} \times \\ &\quad V_{\tilde{\mu}\alpha}^{\text{in}} V_{\tilde{\nu}\beta}^{\text{in}} [4\Gamma_{\alpha\beta\gamma\delta}^{\text{S}} - 2\Gamma_{\alpha\beta\delta\gamma}^{\text{S}}] V_{\gamma\tilde{\rho}}^{\text{in},-1} V_{\delta\tilde{\sigma}}^{\text{in},-1}. \end{aligned} \quad (96)$$

As one is often interested in both the occupation number and spin correlators, we note that the expression for the difference between  $\mathcal{C}_{ij}^{\text{SS},(2)}$  and  $\mathcal{C}_{ij}^{\text{dd},(2)}$  simplifies slightly,

$$\begin{aligned} \mathcal{C}_{ij}'^{\text{SS},(2)} &= \mathcal{C}_{ij}^{\text{SS},(2)} - \mathcal{C}_{ij}^{\text{dd},(2)} \\ &= 6 \sum_{\alpha\beta\gamma\delta} \sum_{\tilde{\mu}\tilde{\nu}\tilde{\rho}\tilde{\sigma}} V_{i\tilde{\mu}}^{\text{ri}} V_{j\tilde{\nu}}^{\text{ri}} \frac{1}{\tilde{\epsilon}_{\tilde{\mu}} + \tilde{\epsilon}_{\tilde{\nu}} - \tilde{\epsilon}_{\tilde{\rho}} - \tilde{\epsilon}_{\tilde{\sigma}}} \times \\ &\quad [n_{\text{F}}(\tilde{\xi}_{\tilde{\sigma}}) - n_{\text{F}}(\tilde{\xi}_{\tilde{\mu}})] [n_{\text{F}}(\tilde{\xi}_{\tilde{\sigma}} - \tilde{\xi}_{\tilde{\mu}}) - n_{\text{F}}(\tilde{\xi}_{\tilde{\nu}})] \times \\ &\quad [n_{\text{F}}(\tilde{\xi}_{\tilde{\mu}} + \tilde{\xi}_{\tilde{\nu}} - \tilde{\xi}_{\tilde{\sigma}}) - n_{\text{F}}(\tilde{\xi}_{\tilde{\rho}})] V_{\tilde{\rho}i}^{\text{ri},-1} V_{\tilde{\sigma}j}^{\text{ri},-1} \times \\ &\quad V_{\tilde{\mu}\alpha}^{\text{in}} V_{\tilde{\nu}\beta}^{\text{in}} \Gamma_{\alpha\beta\gamma\delta}^{\text{S}} V_{\gamma\tilde{\rho}}^{\text{in},-1} V_{\delta\tilde{\sigma}}^{\text{in},-1}. \end{aligned} \quad (97)$$

At  $T = 0$ , the expression reads

$$\begin{aligned} \mathcal{C}_{ij}'^{\text{SS},(2)} &= 6 \sum_{\alpha\beta\gamma\delta} \left[ \sum_{\substack{\tilde{\mu}, \tilde{\nu} \in \mathcal{H}_e \\ \tilde{\rho}, \tilde{\sigma} \in \mathcal{H}_h}} - \sum_{\substack{\tilde{\mu}, \tilde{\nu} \in \mathcal{H}_h \\ \tilde{\rho}, \tilde{\sigma} \in \mathcal{H}_e}} \right] \times \\ &\quad V_{i\tilde{\mu}}^{\text{ri}} V_{j\tilde{\nu}}^{\text{ri}} \frac{1}{\tilde{\epsilon}_{\tilde{\mu}} + \tilde{\epsilon}_{\tilde{\nu}} - \tilde{\epsilon}_{\tilde{\rho}} - \tilde{\epsilon}_{\tilde{\sigma}}} V_{\tilde{\rho}i}^{\text{ri},-1} V_{\tilde{\sigma}j}^{\text{ri},-1} \times \\ &\quad V_{\tilde{\mu}\alpha}^{\text{in}} V_{\tilde{\nu}\beta}^{\text{in}} \Gamma_{\alpha\beta\gamma\delta}^{\text{S}} V_{\gamma\tilde{\rho}}^{\text{in},-1} V_{\delta\tilde{\sigma}}^{\text{in},-1}. \end{aligned} \quad (98)$$

### F. Reducing the Hilbert space size: Active-space approximation (ASA)

The flow equations for the self-energy and the vertex, even in their simplest form Eqs. (31, 32), are still computationally challenging. In translationally invariant systems simplifications arise, because the vertex only depends on three momenta, the fourth given by momentum conservation. Moreover, one only tracks momenta near the Fermi surface: The Brillouin zone is divided into patches each containing a single tracked momentum and the interaction vertex  $\Gamma$  is only calculated at these momenta. Whenever it needs to be evaluated for other momenta, the other momentum is replaced by the tracked one located within the same patch (coarse graining).<sup>13</sup> In the absence of periodicity, this kind of patching is not possible, since there is no well-defined concept of a Fermi surface.

For systems without translational symmetries, we here propose an approach alternative to Fermi-surface patching for reducing the number of explicit degrees of freedom. Similar to the patching scheme, we define an ‘‘active space’’  $\mathcal{H}_M$  of (effective) single-particle states near

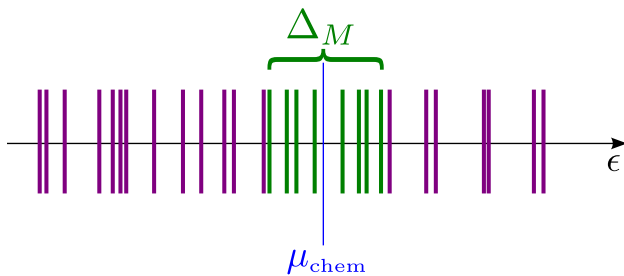


FIG. 2: Active space: Selection of  $M$  orbitals (green) around the chemical potential,  $\mu_{\text{chem}}$ , for which the vertex will be renormalized in the active space approximation (ASA). The self-energy will still be renormalized for all  $N$  orbitals, including the remaining (purple) ones.

the chemical potential that are kept. In our case  $\mathcal{H}_M$  simply contains the  $M$  orbitals closest to the chemical potential,  $\mu_{\text{chem}}$ , (e.g. half above and half below); see Fig. 2 for details. We will refer to this approach in a loose manner of speaking as “active-space approximation” (ASA).

Within ASA external indices of the flow equation for the vertex, Eq. (32), only refer to a reduced number of states. In summations over the full single-particle Hilbert space, we adopt the approximation scheme

$$\Gamma_{\alpha\beta\gamma\delta}^\Lambda \rightarrow \begin{cases} \Gamma_{\alpha\beta\gamma\delta}^\Lambda & \{\alpha, \beta, \gamma, \delta\} \subseteq \mathcal{H}_M \\ U_{\alpha\beta\gamma\delta} & \text{otherwise} \end{cases}, \quad (99)$$

To simplify the notation, in the following we label states from the active space  $\mathcal{H}_M$  with barred indices, e.g.  $\bar{\alpha}$ , whereas states from the full set of orbitals are denoted without bars, e.g.  $\alpha$ .

We comment on the choice for  $M$  at a given system size. As long as mostly the states close to the Fermi energy are important for screening (as is also assumed in applications of the FRG for translationally invariant systems), we can argue that the number of states necessarily kept in  $\mathcal{H}_M$ ,  $M$ , should grow sub-linearly with the total number of orbitals,  $N$ . We remind ourselves that in a translationally invariant system, the Fermi surface has dimensionality  $(d-1)$  within the  $d$ -dimensional Brillouin zone. Since the number of states in the Brillouin zone grows as  $L^d$ , but the number of states on a surface within that space grows as  $L^{d-1}$ , we suggest the number of states required should be proportional to  $L^{d-1}$ , which can be rewritten as  $L^{d-1} = (L^d)^{(d-1)/d} = N^{1-1/d}$ . To the extent that  $M$  scales the same also for generic systems, we have  $M \sim N^{1-1/d}$ , implying  $M \sim N^{1/2}$  in 2D.

In Sec. IV we will establish the efficacy of the ASA and also revisit the system size scaling.

### G. Runaway Flow

At present, one of the main applications of  $k$ FRG is the study of phase diagrams, because an unbiased view

of competing instabilities of the system is provided. In parameter regimes where the system shows a phase transition, the instabilities pertaining to the new phase lead to “runaway flow”: at a critical scale,  $\Lambda_c$ , the integration of the RG-equations exhibits matrix elements of the interaction vertex that diverge. The physical nature of the instability reveals itself in what matrix element actually shows the strongest divergence. This property of the FRG has been used very successfully to study the phase diagram of a multitude of systems, for an overview see Ref. 5. With  $\epsilon$ FRG one needs to keep in mind that the eigenstate representation is not based on plane waves. Therefore, the physics of individual vertex-elements may not be as transparent as it is in the clean case. Hence, it can be helpful to calculate two-particle correlators at  $\Lambda_c$  to support interpretations of the precise nature of the instability.

We mention that cases exist in which competing order parameters influence each other (such as antiferromagnetism and  $d$ -wave superconductivity). Strategies how to deal with this situation have been developed within  $k$ FRG. Ideally, one should continue the flow to  $\Lambda \rightarrow 0$  to obtain information about the true phase diagram of the system. This may be done in principle, e.g., by introducing an infinitesimal symmetry-breaking term that grows under the RG-flow, as has been done for superconductivity<sup>61</sup>. Alternatively, one may calculate the flow for the combined Bose-Fermi system, where fermions were decoupled via a Hubbard-Stratonovich transformation.<sup>62</sup>

## III. IMPLEMENTATION

We implement the FRG procedure in C++, using the Eigen linear algebra library<sup>63</sup> for matrix products and the HDF5 file format<sup>64</sup> for storage. We employ the OpenMP 3.1 standard<sup>65</sup> for parallelization.

### A. Computational Details

The computational complexity of the self-energy flow, Eqs. (31,46,62), is given by  $\mathcal{O}(N^4)$  – two loops for each of the outer indices, two loops for the contraction with the non-diagonal single-scale propagator. At first glance the flow of the vertex, e.g., Eq. (32) appears to have a complexity of  $\mathcal{O}(N^8)$ . However, one may define intermediate products,  $I^{c,\pm}, I^{\text{ph},\pm}$ ,

$$I_{\mu\rho\bar{\gamma}\bar{\delta}}^{c,+} = \sum_{\nu} P_{\mu\nu}^{\Lambda,s}(\Lambda) \Gamma_{\nu\rho\bar{\gamma}\bar{\delta}}^\Lambda \quad (100)$$

$$I_{\bar{\alpha}\bar{\beta}\rho\mu}^{c,-} = \sum_{\sigma} P_{\rho\sigma}^{\Lambda,s}(-\Lambda) \Gamma_{\bar{\alpha}\bar{\beta}\sigma\mu}^\Lambda \quad (101)$$

$$I_{\bar{\alpha}\nu\bar{\gamma}\sigma}^{\text{ph},\pm} = \sum_{\rho} \Gamma_{\bar{\alpha}\nu\bar{\gamma}\rho}^\Lambda P_{\rho\sigma}^{\Lambda,s}(\pm\Lambda), \quad (102)$$

where each of these partial diagrams has a complexity of  $\mathcal{O}(N^5)$ . The flow equation for the vertex now reads

$$\begin{aligned} \frac{d}{d\Lambda} \Gamma_{\bar{\alpha}\bar{\beta}\bar{\gamma}\bar{\delta}}^\Lambda = & -\frac{1}{2\pi} \sum_{\mu\rho} \left\{ I_{\mu\rho\bar{\gamma}\bar{\delta}}^{c,+} I_{\bar{\alpha}\bar{\beta}\rho\mu}^{c,-} \right. \\ & + I_{\bar{\alpha}\mu\bar{\gamma}\rho}^{\text{ph},+} I_{\bar{\beta}\rho\bar{\delta}\mu}^{\text{ph},+} + I_{\bar{\alpha}\mu\bar{\gamma}\rho}^{\text{ph},-} I_{\bar{\beta}\rho\bar{\delta}\mu}^{\text{ph},-} \\ & \left. - I_{\bar{\beta}\mu\bar{\gamma}\rho}^{\text{ph},+} I_{\bar{\alpha}\rho\bar{\delta}\mu}^{\text{ph},+} - I_{\bar{\beta}\mu\bar{\gamma}\rho}^{\text{ph},-} I_{\bar{\alpha}\rho\bar{\delta}\mu}^{\text{ph},-} \right\}, \end{aligned} \quad (103)$$

with a computational complexity of  $\mathcal{O}(N^6)$ . In the case of  $M < N$ , using the replacement in Eq. (99), this reduces to  $\mathcal{O}(N^3N^3)$  for the calculation of the intermediates and to  $\mathcal{O}(N^2M^4)$  for the trace.

Repeating our argument from Sec. II F that  $M \propto \sqrt{N}$ , we expect a scaling of  $\mathcal{O}(N^4)$  for two-dimensional systems.

### 1. Efficient Trace Evaluation

In order to evaluate the temporary products for the flow of the vertex, Eqs. (100,101,102), it is advantageous to rewrite the expression in terms of a matrix product, e.g.

$$I_{\mu,(\rho\bar{\gamma}\bar{\delta})}^{c,+} = \sum_{\nu} P_{\mu\nu}^{\Lambda,s}(\Lambda) \Gamma_{\nu,(\rho\bar{\gamma}\bar{\delta})}^\Lambda, \quad (104)$$

where we interpret  $(\rho\bar{\gamma}\bar{\delta})$  as a single index, because modern generic matrix-matrix multiplication (GEMM) kernels are highly optimized and perform far better than a simple sum. For the cases where we calculate the renormalization of the vertex for all states, this is trivial. Note that for some equations one needs to retain a copy of the vertex with transposed indices to be able to do this. Since our implementation is typically not constrained by the available memory but rather the available processing power, this tradeoff is advantageous. It is trickier to approximate the vertex according to Eq. (99). Instead of rewriting the entire expression in terms of a GEMM kernel, we need to perform the loop on the external indices explicitly. We may then split the resulting matrix product into five parts. Taking for example Eq. (100) and using that  $\mathcal{H}_M$  is the subset of states for which the vertex is renormalized, we have

$$I_{\mu\rho\bar{\gamma}\bar{\delta}}^{c,+} = \sum_{\bar{\nu} \in \mathcal{H}_M} P_{\mu\bar{\nu}}^{\Lambda,s}(\Lambda) \Gamma_{\bar{\nu}\rho\bar{\gamma}\bar{\delta}}^\Lambda \quad [\rho \in \mathcal{H}_M] \quad (105)$$

$$+ \sum_{\bar{\nu} \in \mathcal{H}_M} P_{\mu\bar{\nu}}^{\Lambda,s}(\Lambda) U_{\bar{\nu}\rho\bar{\gamma}\bar{\delta}} \quad [\rho < \min(\mathcal{H}_M)] \quad (106)$$

$$+ \sum_{\bar{\nu} \in \mathcal{H}_M} P_{\mu\bar{\nu}}^{\Lambda,s}(\Lambda) U_{\bar{\nu}\rho\bar{\gamma}\bar{\delta}} \quad [\rho > \max(\mathcal{H}_M)] \quad (107)$$

$$+ \sum_{\nu < \min(\mathcal{H}_M)} P_{\mu\nu}^{\Lambda,s}(\Lambda) U_{\nu\rho\bar{\gamma}\bar{\delta}} \quad (108)$$

$$+ \sum_{\nu > \max(\mathcal{H}_M)} P_{\mu\nu}^{\Lambda,s}(\Lambda) U_{\nu\rho\bar{\gamma}\bar{\delta}}. \quad (109)$$

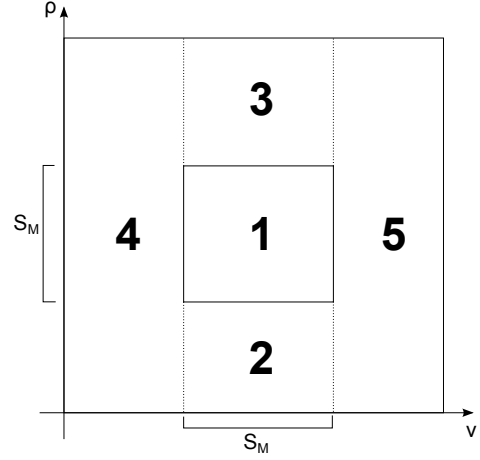


FIG. 3: The subdivision of the GEMM kernel for the intermediate product  $I^{c,+}$  in the  $\nu$  and  $\rho$  indices. The regions one to five in the diagram correspond to the terms of Eqs. (105,106,107,108,109), respectively.

We assume here that the non-interacting states are ordered in energy. The five subexpressions may then be written in terms of GEMM kernels with rectangular blocks of the matrices  $P^{\Lambda,s}$  and  $U_{\bar{\nu}\bar{\gamma}\bar{\delta}}$ . Figure 3 shows the division into these terms in the plane of  $\nu$  and  $\rho$  indices.

There are no standard kernels for trace evaluation, e.g. Eq. (103), hence we implement that directly in terms of a loop.

### 2. Parametrization of the Flow Equations

We use an exponential parametrization for the flow equations, Eqs. (31,103),

$$\Lambda = \Lambda_0 e^{-l\Delta s}, \quad l \in \mathbb{N}, \quad (110)$$

where  $\Lambda_0$  is the initial  $\Lambda$  at which the flow starts and  $l$  is our discretizing iteration number. This parametrization has the advantage that it captures the physics close to the Fermi energy well, as the integration mesh gets denser, while still being relatively fast in reaching that point. Both flow equations are of the form

$$\frac{d}{d\Lambda} A(\Lambda) = -\frac{1}{2\pi} B(\Lambda). \quad (111)$$

allowing for a trivial discretization,

$$A(\Lambda(l+1)) = A(\Lambda(l)) + \frac{\Lambda(l)\Delta s}{2\pi} B(\Lambda(l)), \quad (112)$$

assuming that  $\Delta s$  is sufficiently small. In the following calculations we have chosen the parameters  $\Delta s = 0.02$  and  $\Lambda_0 = 40$ . Unless we encounter a divergence in the flow, we stop as soon as  $\Lambda < 10^{-4}$  (giving a total of  $l_{\max} = 645$  iterations).

## B. Chemical Potential

We would like to keep the number of particles fixed to study the system at a given filling fraction. Since our flow modifies the real part of the self-energy, we need to constantly adjust the chemical potential during the renormalization procedure.

At  $T = 0$  we diagonalize the matrix  $H_0 + \Sigma^\Lambda$  to obtain the updated quasi-particle energies for a given  $\Lambda$  (including the initial  $\Lambda_0$ , since  $\Sigma^{\Lambda_0} \neq 0$ ). We choose our chemical potential to be

$$\mu_{\text{chem}}^\Lambda = \frac{1}{2}(\tilde{\epsilon}_{N_e+1}^\Lambda + \tilde{\epsilon}_{N_e}^\Lambda), \quad (113)$$

where  $\tilde{\epsilon}_{N_e}^\Lambda$  is the energy of the highest occupied quasi-particle state and  $\tilde{\epsilon}_{N_e}^\Lambda$  the energy of the lowest unoccupied quasi-particle state.

At  $T > 0$  the value of  $\mu_{\text{chem}}^\Lambda$  follows as usual from the solution to the equation

$$N_e = \sum_{\tilde{\epsilon}_\alpha^\Lambda < \mu_{\text{chem}}^\Lambda} n_{\text{F}}(\tilde{\epsilon}_\alpha^\Lambda - \mu_{\text{chem}}^\Lambda), \quad (114)$$

where  $N_e$  is the number of electrons and  $\tilde{\epsilon}_\alpha^\Lambda$  are the quasi-particle energies for a given  $\Lambda$ , i.e. the eigenvalues of  $H_0 + \Sigma^\Lambda$ .

## C. Correlators

Starting from Eq. (84), we first transform the vertex into the  $\Lambda$ -dependent quasi-particle basis,

$$\tilde{\Gamma}_{\tilde{\mu}\tilde{\nu}\tilde{\rho}\tilde{\sigma}}^\Lambda = \sum_{\alpha\beta\gamma\delta} V_{\tilde{\mu}\alpha}^{\text{in}} V_{\tilde{\nu}\beta}^{\text{in}} \Gamma_{\alpha\beta\gamma\delta}^\Lambda V_{\tilde{\rho}\gamma}^{\text{in},-1} V_{\tilde{\sigma}\delta}^{\text{in},-1}. \quad (115)$$

We exploit fast matrix multiplication routines to perform these basis transforms. As these routines require us to group either the three left- or rightmost indices together, we first transform the vertex in  $\alpha$  and  $\delta$ , then transpose it to have  $\beta$  as the first index and  $\gamma$  as the last index, and apply the final pair of transformations, yielding the following sequence of steps:

$$\Gamma_{\tilde{\mu}\beta\gamma\delta}^{\Lambda,(1)} = \sum_{\alpha} V_{\tilde{\mu}\alpha}^{\text{in}} \Gamma_{\alpha\beta\gamma\delta}^\Lambda \quad (116)$$

$$\Gamma_{\tilde{\mu}\beta\gamma\tilde{\sigma}}^{\Lambda,(2)} = \sum_{\delta} \Gamma_{\alpha\beta\gamma\delta}^{\Lambda,(1)} V_{\tilde{\sigma}\delta}^{\text{in},-1} \quad (117)$$

$$\Gamma_{\beta\tilde{\mu}\tilde{\sigma}\gamma}^{\Lambda,(3)} = \Gamma_{\tilde{\mu}\beta\gamma\tilde{\sigma}}^{\Lambda,(2)} \quad (118)$$

$$\Gamma_{\tilde{\nu}\tilde{\mu}\tilde{\sigma}\gamma}^{\Lambda,(4)} = \sum_{\tilde{\nu}} V_{\tilde{\nu}\beta}^{\text{in}} \Gamma_{\beta\tilde{\mu}\tilde{\sigma}\gamma}^{\Lambda,(3)} \quad (119)$$

$$\tilde{\Gamma}_{\tilde{\mu}\tilde{\nu}\tilde{\rho}\tilde{\sigma}}^\Lambda = \sum_{\tilde{\rho}} \Gamma_{\tilde{\nu}\tilde{\mu}\tilde{\sigma}\gamma}^{\Lambda,(4)} V_{\tilde{\rho}\gamma}^{\text{in},-1} \quad (120)$$

We do not need to transpose the final result because of the symmetry of  $\Gamma$ . If our ‘‘active space’’ approximation

(ASA) is used, Eq. (99), we employ rectangular submatrices of the  $V^{\text{in}}$ , since  $\Gamma$  is only of size  $\mathbb{C}^{M^4}$  but  $\tilde{\Gamma}$  needs to be of size  $\mathbb{C}^{N^4}$ .

Within ASA a decomposition similar to the one used in the flow equations, Eqs. (105-109), is not useful here, as a single matrix multiplication already decomposes into 5 products. Instead, we transform the entire bare interaction,  $U$ , in the full Hilbert space, and additionally transform  $\Gamma - U$  in the activate space and add the results together in the end.

We then proceed to multiply the transformed vertex by the energy denominator of Eq. (84),

$$\tilde{\Gamma}_{\tilde{\mu}\tilde{\nu}\tilde{\rho}\tilde{\sigma}}^{\Lambda,\text{div}} = \tilde{\Gamma}_{\tilde{\mu}\tilde{\nu}\tilde{\rho}\tilde{\sigma}}^\Lambda \frac{1}{\tilde{\epsilon}_{\tilde{\mu}} + \tilde{\epsilon}_{\tilde{\nu}} - \tilde{\epsilon}_{\tilde{\rho}} - \tilde{\epsilon}_{\tilde{\sigma}}}. \quad (121)$$

Finally, we need to transform to the target basis and select the proper orbitals. At  $T = 0$ , we have

$$\begin{aligned} \mathcal{C}_{i\tilde{\nu}\tilde{\sigma}}^{\text{dd-pre,(2)}} &= \left[ \sum_{\substack{\tilde{\mu} \in \mathcal{H}_e \\ \tilde{\rho} \in \mathcal{H}_h}} - \sum_{\substack{\tilde{\mu} \in \mathcal{H}_h \\ \tilde{\rho} \in \mathcal{H}_e}} \right] V_{i\tilde{\mu}}^{\text{ri}} \tilde{\Gamma}_{\tilde{\mu}\tilde{\nu}\tilde{\rho}\tilde{\sigma}}^{\Lambda,\text{div}} V_{\tilde{\rho}i}^{\text{ri},-1}, \quad (122) \\ \mathcal{C}_{ij}^{\text{dd,(2)}} &= \left[ \sum_{\substack{\tilde{\nu} \in \mathcal{H}_e \\ \tilde{\sigma} \in \mathcal{H}_h}} - \sum_{\substack{\tilde{\nu} \in \mathcal{H}_h \\ \tilde{\sigma} \in \mathcal{H}_e}} \right] V_{j\tilde{\nu}}^{\text{ri}} \mathcal{C}_{i\tilde{\nu}\tilde{\sigma}}^{\text{dd-pre,(2)}} V_{\tilde{\sigma}j}^{\text{ri},-1}. \quad (123) \end{aligned}$$

Because we transform into the basis of the quasi-particles for a given  $\Lambda$ , the transformation matrices  $V^{\text{in}}$  are  $\Lambda$ -dependent and the contribution from the bare interaction,  $U$ , cannot be calculated just once initially. This means that for each  $\Lambda$  the density-density correlator incurs a cost of  $\mathcal{O}(N^5)$ . Eq. (121) has a complexity of  $\mathcal{O}(N^4)$  and Eq. (122) a complexity of  $\mathcal{O}(N^5)$ . This cannot be simplified further without additional approximations, making it the most expensive object to calculate.

Fortunately, the density-density-correlator is not actually required for the flow of the vertex or the self-energy. Therefore, unless we see a divergence in our flow in  $\Lambda$ , we calculate it only once at the very end of the flow. In case a divergence is seen, we perform a backtracking procedure: while we don't store the vertex for all iteration steps, we do keep it for the last  $n_{\text{bt}}$  iterations. Once we detect a divergence, we reset the system to the current iteration minus  $n_{\text{bt}}$  steps (typically 10) and calculate the density-density correlator at that iteration step and proceed to the next iteration again. This is performed for a total of  $n_{\text{dv}} \leq n_{\text{bt}}$  iterations (typically 1 or 2), where we don't need to recalculate the flow but can just use the known self-energy and the vertex.

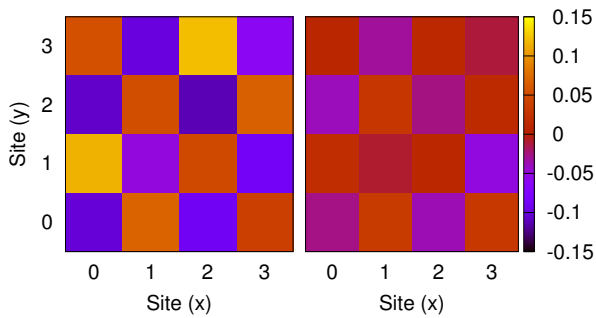


FIG. 4: Comparison of the particle density,  $n(\mathbf{r})$ , calculated from ED ( $n_{\text{ED}}$ ) and  $\epsilon$ FRG ( $n_{\epsilon\text{FRG}}$ ) for a single disorder realization at  $U = 0.01$  and  $W = 0.1$ . Left: Normalized relative deviation  $(n_{\text{ED}} - n_0)/n_0 U$ , where  $n_0$  denotes the density for the same disorder realization at  $U=0$ . Right:  $(n_{\text{ED}} - n_{\epsilon\text{FRG}})/n_0 U$ .

#### IV. VERIFICATION - TESTS ON THE SPINLESS HUBBARD MODEL

In this section we test our implementation applying it to disordered spinless Hubbard model. We compare results from  $\epsilon$ FRG for the quasiparticle energies and the particle density to the exact diagonalization (ED) in 2D and to the density matrix renormalization group (DMRG) in 1D.

The corresponding Hamiltonian reads

$$\hat{H} = -t \sum_{\langle ij \rangle} \hat{c}_i^\dagger \hat{c}_j + \sum_i \delta \epsilon_i \hat{n}_i + U \sum_{\langle ij \rangle} \hat{n}_i \hat{n}_j, \quad (124)$$

where  $t$  is the hopping parameter,  $U$  the interaction strength and the  $\delta \epsilon_i$  the on-site energies, which are chosen at random from a box distribution with width  $W$  centered around  $\epsilon = 0$ .<sup>66</sup> In all calculations we will be working at half-filling. All energies will be measured in units of  $t$ .

##### A. $\epsilon$ FRG vs. ED for square lattices

In this section we test our implementation of the  $\epsilon$ FRG equations. To this end, we work with small systems, so ED is feasible and there is no need to apply the ASA. Specifically, we consider the model Hamiltonian of Eq. (124) on a  $4 \times 4$  square lattice with  $N=16$  sites and periodic boundary conditions at half filling,  $\nu = 1/2$ . The details of our ED-implementation are given in App. C.

*a. Density* Fig. 4 (left) displays the interaction induced shift of the particle density as it is obtained for a typical disorder realization at very weak interactions and disorder  $U=0.01, W=0.1$ . To highlight the density response, we have divided the relative displacement by  $U$ . We obtain a checkerboard pattern that we interpret as a precursor to the system ordering in a charge-density wave (CDW). In the absence of disorder there is a two-fold degeneracy associated with the placement of the wave. The

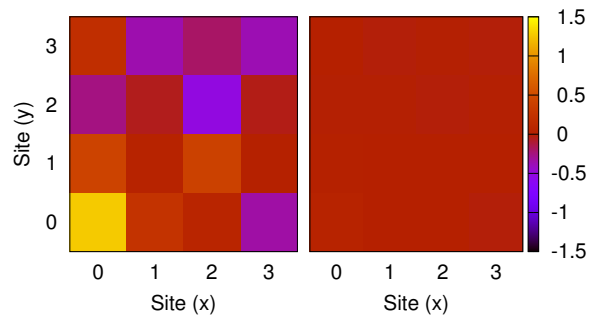


FIG. 5: Plot similar to Fig. 4 with  $U = 0.1$  and  $W = 5$ .

pattern is visible in our calculation due to the disorder which breaks this symmetry. As seen from Fig. 4 (right) the density response to very small values of  $U$  is reproduced by the  $\epsilon$ FRG reasonably well with a typical error of about 30%.

A comparison at stronger interaction and disorder is given in Fig. 5 where  $U=0.1$  and where the disorder potential of the previous realization has been recycled, but multiplied with a factor of fifty corresponding to  $W = 5.0$ .

*b. Quasiparticle energies* We also compare the spectral properties, i.e. the quasiparticle energies, for both systems, see Fig. 6.<sup>67</sup> The ordinate shows the energies of the corresponding non-interacting system, i.e. of  $\hat{H}_0$ . At low disorder,  $W = 0.1$ , the degeneracies of the clean system are only slightly lifted, hence the crosses in Fig. 6 appear in groups. The vertical spreading of these groups is seen to be larger than for the case with stronger disorder,  $W=5$ . We attribute the larger error for the near-degenerate situation to the fact that our formulation of the  $\epsilon$ FRG assumes that  $\hat{H}_0$  is non-degenerate and becomes singular, otherwise.

We observe that the normalized deviations between  $\epsilon$ FRG and ED are approximately independent of the interaction strength  $U$ . For the occupied states below the chemical potential,  $\mu_{\text{chem}} \approx 0$ , the error depends very weakly on energy with a typical error smaller than 5%. In contrast, the deviations keep growing for the unoccupied levels reaching values of 20% near the band edge.

##### B. Active Space Approximation(ASA)

As has been discussed in Sec. II F, we will consider the renormalized vertex within an active space of  $M < N$  states. In this section we test the sensitivity of  $n(\mathbf{r})$  and the spectral function to variation of  $M$ . To this end we will use a  $6 \times 6$  square lattice with periodic boundary conditions, so  $N=36$ . Each system is calculated twice, with the full  $M=36$ , and with  $M=16$ .

The real space density at  $U = 0.01$  for a specific disorder realization at  $W = 1$  is shown in Fig. 7. We see that there is a very good agreement between the density profiles of both methods, validating our approach at least for



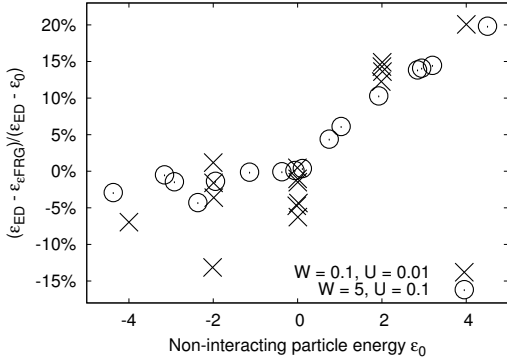


FIG. 6: Comparison of the quasiparticle energies obtained with  $\epsilon$ FRG and ED, normalized by the interaction-induced shift,  $(\epsilon_{ED} - \epsilon_{\epsilon FRG})/(\epsilon_{ED} - \epsilon_0)$ , for the same systems as in Fig. 4 (crosses) and Fig. 5 (circles), respectively.

small system sizes and moderate interaction strengths.

We also compare the quasi-particle energies as obtained from  $\epsilon$ FRG for both choices of  $M=36, 16$ . Fig. 8 shows the normalized difference of both spectra. As can be seen, the overall performance of ASA is acceptable with a relative error of about 0.5% for quasi-particle energies close to the Fermi level. Remarkably, the error does not exceed 1% even for states outside of the active space.

### C. $\epsilon$ FRG vs. DMRG for chains

As a second, independent line of testing we also compare the results from  $\epsilon$ FRG with DMRG calculations. To this end we consider the same Hamiltonian (124) as before, but now the geometry represents a short chain of  $L = 16$  sites. In the  $\epsilon$ FRG we keep  $N=16=M$ . At a given, fixed disorder configuration with  $W = 0.2$  we compare the particle density for two different interaction

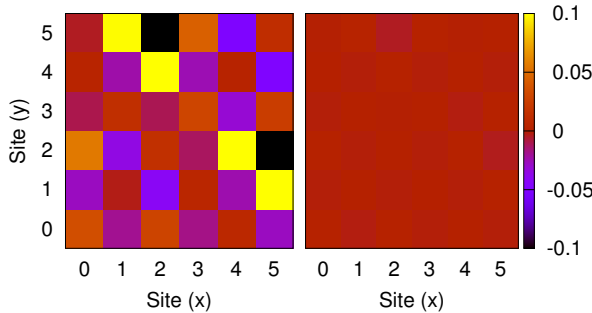


FIG. 7: Testing the ASA via density calculations at  $N=36$  with  $U=0.1$  for a given disorder realization at  $W = 1.0$ . Left:  $(n_{\epsilon FRG} - n_0)/Un_0$ . Right:  $(n_{\epsilon FRG} - n_{ASA})/Un_0$  where  $M = 16$  has been used in the ASA-calculation.

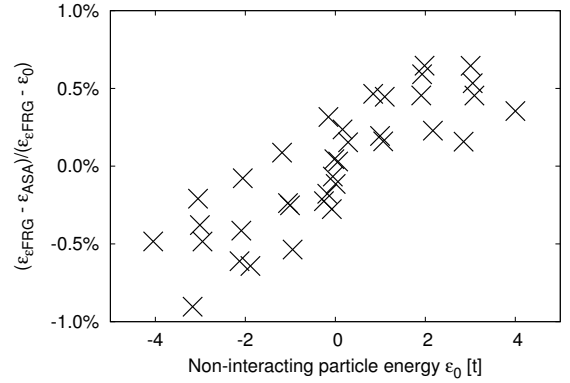


FIG. 8: Difference of the quasi-particle energies obtained with ASA ( $\epsilon_{ASA}$ ,  $M=16$ ) and without ( $\epsilon_{\epsilon FRG}$ ,  $N=M=36$ ) normalized by the interaction induced shift:  $(\epsilon_{\epsilon FRG} - \epsilon_{ASA})/(\epsilon_{\epsilon FRG} - \epsilon_0)$ . The same sample was used as in the previous Fig. 7.

strengths,  $U = 0.2$  and  $U = 1.5$ .

Fig. 9 displays the response of the density when switching on  $U$  as obtained with both methods. At smaller interaction values,  $U = 0.2$ , the  $\epsilon$ FRG reproduces the DMRG results quantitatively with errors in the percent-regime. When the interaction reaches values of the order of the band-width,  $2t$ , larger deviations occur reaching values of up to 50%. The systematic overshooting that is observed in the data, we tentatively attribute to a lack of screening related to the static approximation.

### D. Detecting the CDW state with $\epsilon$ FRG and ASA

As we pointed out in section II G, the FRG formalism signals the presence of an instability of the Fermi-liquid via runaway flow of certain elements of the inter-

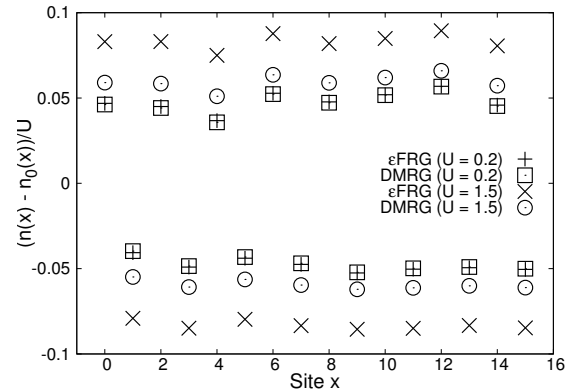


FIG. 9: Normalized interaction induced density response,  $(n_X - n_0)/U$ , of a 16 site chain obtained with DMRG (empty squares and circles) and FRG (crosses) at  $U = 0.2$  and  $U = 1.5$ ;  $n_0$  denotes the non-interacting density.

action vertex  $\Gamma$ . Therefore, a matrix-norm, e.g.,

$$|\Gamma^\Lambda| = M^{-4} \sqrt{\sum_{\bar{\alpha}\bar{\beta}\bar{\gamma}\bar{\delta}} (\Gamma_{\bar{\alpha}\bar{\beta}\bar{\gamma}\bar{\delta}}^\Lambda)^2}, \quad (125)$$

is a reliable indicator of a nearby instability. Fig. 10 shows how this norm flows under the action of the RG. It is seen to diverge, e.g., at  $\Lambda_c \approx 0.04$  for  $U=0.1$ .

Ideally, to pinpoint the nature of the instability, one would investigate which one of the matrix elements of  $\Gamma$  diverges so as to predict the nature of the instability. Since we here expect a CDW, we omit this step and just check that this interpretation is indeed consistent with the  $\epsilon$ FRG results. At first sight one might suspect that it would be sufficient to this end calculating the particle density  $n(\mathbf{r})$  and ensuring that it indeed exhibits the checkerboard pattern. However, this perspective is slightly misleading. In the presence of runaway flow, we cannot evaluate the density at  $\Lambda = 0$ , but only at  $\Lambda \gtrsim \Lambda_c$  where the ground-state does not yet fully exhibit the broken symmetry. Therefore, instead of calculating  $n(\mathbf{r})$  one rather evaluates the density-correlator at  $\Lambda = \Lambda_c$ ,

$$\mathcal{D}(\mathbf{k}) = N^{-1} \sum_{\mathbf{x}\mathbf{x}'} e^{i\mathbf{k}(\mathbf{x}-\mathbf{x}')} \mathcal{C}_{i=(x,y),j=(x',y')}^{\text{dd},(2)}, \quad (126)$$

where  $\mathcal{C}^{\text{dd},(2)}$  may be calculated according to Eq. (84). The result for  $\mathcal{D}$  is displayed in Fig. 11 (left column) for two different values of interactions and disorder. The peak at the correct ordering wavenumber ( $\mathbf{Q}=\pi, \pi$ ) of the density response is already clearly visibly foreshadowing the upcoming ordered phase.

To give further evidence of the correct prediction of charge ordering, we also calculate the real space density. Since due to runaway flow this cannot be done with  $\epsilon$ FRG, we again employ the ED. As expected, the resulting densities – shown in Fig. 11 (right column) – exhibit the checkerboard pattern.

We have already demonstrated that  $\Lambda_c$  is properly reproduced within ASA. As a final step in this section we

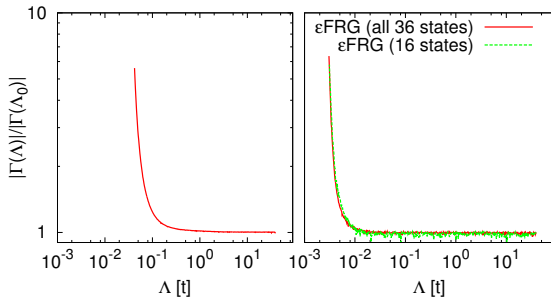


FIG. 10: RG flow of the norm of  $\Gamma^\Lambda$  for  $U=W=0.1$  on a lattice  $4 \times 4$  (left) and  $U=0.01, W=0.001, N=36$  on a lattice  $6 \times 6$  (right). The right panel shows in addition to full  $\epsilon$ FRG ( $M=36$ ) also ASA-data with  $M=16$  demonstrating that the critical value  $\Lambda_c$  is a very robust indicator of runaway flow.

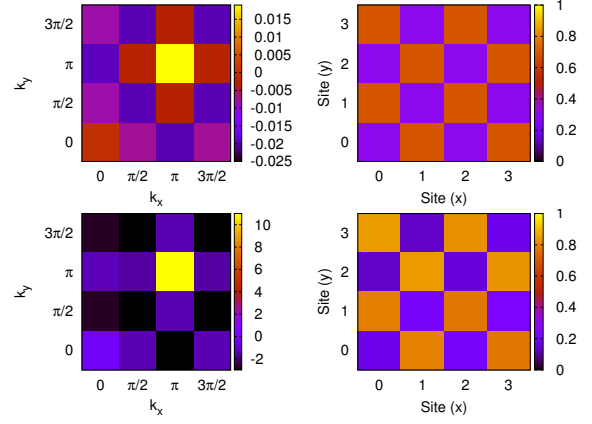


FIG. 11: Left column: The density-density correlator as defined in Eq. (126) calculated at  $\Lambda_c$  at  $U=W=0.01$  (upper row, system in Fig. 10) and at  $U=W=5$  (lower row). The peak indicates the CDW instability with wave-vector ( $\mathbf{Q}=\pi, \pi$ ). Right column: Respective densities  $n(\mathbf{r})$  from exact diagonalization (ED) exhibiting the correspondig pinned CDW.

show that this is also the case for the density response  $\mathcal{D}$ . In Fig. 12 we compare two calculations with full  $\epsilon$ FRG,  $N=M=36$  and with ASA ( $M=16$ ) for a system with very weak disorder and interaction. As is seen there, the ordering peak is quantitatively reproduced by the active-space approximation to the  $\epsilon$ FRG.

## V. APPLICATION – PHASE-DIAGRAM OF SPINLESS DISORDERED HUBBARD MODEL

As a relevant application of our method, we determine the phase diagram of the spinless Hubbard model on a square lattice with periodic boundary conditions. For two limiting cases the phases of the model are well known. In the absence of disorder,  $W=0$ , the ground state ex-

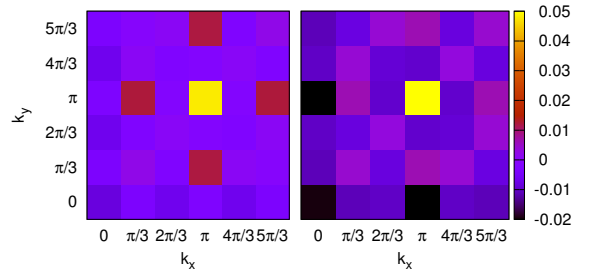


FIG. 12: The density-density correlator as obtained from  $\epsilon$ FRG at  $\Lambda_c$  with (left,  $M=16$ ) and without (right,  $N=M=36$ ) ASA for  $W=0.001, U=0.01$  on a  $6 \times 6$ -lattice. The peak is well exposed in both plots, so the CDW-nature of the ordering phase is reliably reproduced by ASA.

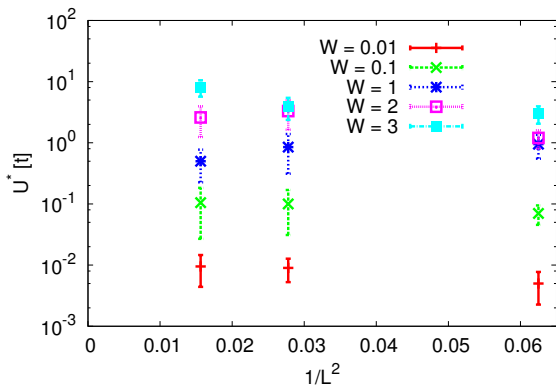


FIG. 13: Critical interaction  $U^*$  beyond which  $\epsilon$ FRG predicts CDW-ordering plotted over the inverse system size  $1/L^2$  for multiple different values of the disorder strength  $W$ . The results have been averaged over 5 disorder configurations and  $1\sigma$ -error bars are given.

hibits the charge-density wave (CDW) at any finite value of  $U > 0$ ;<sup>68</sup> it already made its appearance in the previous section. On the other hand, in the absence of interaction,  $U=0$ , the system becomes an Anderson insulator (AI) for any finite disorder  $W > 0$ .<sup>69</sup> The purpose of this investigation is to determine the phase-boundary in the general case,  $U, W > 0$ , as is indicated in the  $\epsilon$ FRG by runaway flow.

Our tests on small systems so far have indicated, that with disorder,  $W > 0$ , a minimum value of the interaction,  $U^*(W)$ , is required for the system to form a CDW ground state. This is in contrast to the clean case where for any  $U > 0$  a charge density order is established, at least for large enough systems. We evaluate  $U^*(W)$  with the  $\epsilon$ FRG.

Note, that  $U^*$  will somewhat vary between different disorder realization and may, in addition, exhibit a dependency on the system size  $L$ . To deal with this, we apply the following strategy: for a fixed system size and disorder realization, we scan over  $U$  and thus obtain  $U^*$  for this specific sample. We repeat the run for more samples with different disorder realizations keeping the same disorder strength  $W$  thus finding the average  $U^*(W, L)$ . Finally, to account for finite size effects we analyze the behavior of  $U^*(L, W)$  for varying system sizes.

### A. Results – Phase diagram

Fig. 13 displays  $U^*(W, L)$  after averaging over five disorder configurations for  $L \times L$ -lattices with  $L = 4, 6, 8$ . For  $L = 6, 8$  we have used ASA with  $M = 16$  states in both cases. Our data indicates that except at very large disorder values,  $W=3$ ,  $U^*$  appears to remain largely insensitive to variations of the (lateral) system size by a factor of two. We take this as an indication that  $U^*$  will indeed remain finite even at large system sizes. Thus en-

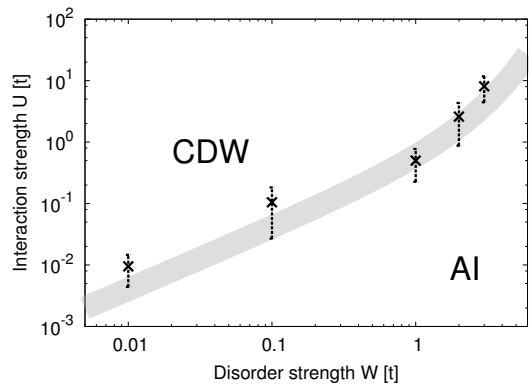


FIG. 14: The phase-diagram for the spinless disordered Hubbard model in 2D as calculated with  $\epsilon$ FRG.

couraged we take the data at  $L=8$  as an estimate for the phase boundary  $U^*(W)$  at  $L \rightarrow \infty$ . Fig. 14 shows the resulting phase diagram.

*Computational details.* We found it practical to work with a single particle Hilbert space containing  $N \sim 50-100$  states. For example, with a single-particle Hilbert space consisting of  $N = 64$  states and the active space consisting of  $M=32$  states, a single calculation on 8 CPU cores takes less than 24 hours.

## B. Discussion

### 1. Stability arguments and quasistatic approximation

Due to the quasi-static approximation the  $\epsilon$ FRG-self-energy is hermitian and energy-independent. On this level of approximation, the interaction is dealt with by replacing the non-interacting Hamiltonian  $H_0$  with an effective quasi-particle (qp) Hamiltonian  $H_{\text{qp}}$ . The latter deviates from  $H_0$  by a renormalized kinetic energy term, a renormalized effective potential that can, in general, carry off-diagonal entries.

After these preliminaries, one expects that the Anderson-localized phase (at  $U=0$ ) is seen to be stable within quasi-static  $\epsilon$ FRG against introducing a small repulsive interaction.<sup>70</sup> After all, the renormalized Hamiltonian  $\hat{H}_{\text{qp}}$  is still a generic representative of the orthogonal symmetry class and hence should exhibit conventional behavior.

A similar stability argument also applies to the ordered phase: the leading effect of weak disorder is pinning of the charge-density wave (CDW). The wave is destroyed only when strong fluctuations of the local potential allow for lattice defects, where two neighboring lattice sites are occupied. For box-distributed on-site potentials, isolated defects can occur only when  $W \sim U$ . As a consequence, one expects  $U^*(W) \sim W$  at weak disorder  $W$ , which is consistent with the phase-boundary seen in Fig. 14. Remarkably, at interaction strengths comparable to the

band-width,  $U \gtrsim 1$ , the disorder strength necessary to destroy the CDW appears to be considerably smaller than  $U$ . We hypothesize that we here witness the onset of a collective effect in which several particles can optimize their energy with respect to the disorder potential at the expense of very few particles that built up a defect line thus producing a phase-separation.

*Physics beyond the quasi-static approximation.* The quasi-static approximation ignores the energy exchange between the quasi-particles that of course also is included in the model Hamiltonian, Eq. (124). Effects of dephasing and many-body localization<sup>71</sup> are beyond its scope. Therefore, we consider it likely that the phase seen as (conventional) Anderson-insulator by the (quasi-static)  $\epsilon$ FRG is missing aspects of dynamical physics that dominate essential properties of the phase at non-vanishing temperature. What implications this may have on the (zero-temperature) phase-boundary between the CDW and the Anderson insulator remains to be seen.

## 2. Relation to earlier work

The spin-1/2 Hubbard model enjoyed considerable attention in recent years, because physical realizations can be found not only within condensed matter systems but also in cold atomic gases, see Refs. 72 and 73 for very recent results. In principle, also the spinless model, Eq. (124), that we deal with in this work could find a cold-atom realization which, however, would require the application of a strong homogeneous in-plane magnetic field. This could be one reason, why the spinless model, Eq. (124), has received considerably less attention over the years.

Numerical investigations of the spinless model have been concentrating on its quantum glass variant that deviates from Eq. (124) replacing the short-range interaction by a long-range Coulomb interaction.<sup>74–76</sup> An analytical treatment of the model, Eq. (124), has been given by Vlaming et al., Refs. 77 and 78. The authors employed the Bethe lattice where an exact solution can be given in the limit of infinite branching number. The physical picture developed there for the zero temperature limit is in qualitative agreement with our own findings. More recently, Foster and Ludwig studied the model, Eq. (124), with (complex) off-diagonal disorder focussing on the effect of interactions on the Gade-fixpoint.<sup>79</sup> In that case the non-interacting reference state is not an insulator but a (critical) metal that – according to perturbative RG – is unstable against weak repulsive interactions.

## VI. CONCLUSION AND OUTLOOK

The main purpose of this work was a methodological one: to develop, implement and test a variant of the traditional functional renormalization group (FRG) method that is applicable to generic systems, such as molecules

or disordered metal grains, which are lacking translational invariance. Within the new approach ( $\epsilon$ FRG), the renormalization of the interaction vertex occurs only for matrix elements with single-particle states that are situated in an energy shell around the Fermi-energy (*active space*). The method is computationally efficient provided this shell can be taken smaller than the (non-interacting) bandwidth. We argue that the scaling with the size of the single-particle Hilbert space  $N$  should be  $N^4$  for 2D-lattice systems which compares favorably well with the typical  $N^6$  scaling of competing methods, such as CCSD(T). Specifically, calculations with  $N=64$  and an active space of size  $M=32$  require less than 24h on 8 CPU-cores.

An explicit implementation of  $\epsilon$ FRG has been coded for the spinless Hubbard model in 1D and 2D in the presence of on-site disorder. A comparison to (numerically exact) calculations employing the diagonalization of small systems suggests that the accuracy of  $\epsilon$ FRG concerning quasiparticle energies typically is below 20% in relative error to the interaction-induced shift, as compared to the non-interacting system. Similarly, the interaction induced shift in the ground-state density is recovered quantitatively at small interaction strength  $U$  with an error that increases to  $\sim 50\%$  if  $U$  reaches the bandwidth.

At its current development stage, the  $\epsilon$ FRG is readily applicable to models of interacting fermions in low dimensions, which includes Hubbard clusters with spin and (attractive) interactions at different filling fractions, but also, e.g., small molecules. Our preliminary tests suggests that with the current formalism system sizes of, e.g.,  $N=256$  are already within reach. Significantly bigger system sizes might be attainable, after additional improvements in the code performance have been implemented. As an example we mention the numerical integration of the flow-equations that at present is done in the simplest possible discretization scheme. Also, the flow equations are well-suited for parallelization on distributed memory systems, allowing for a significant increase in the number of CPU cores used in a single calculation. To give a perspective, we mention that the molecules in the GW100 test set have been described with a QZVP-basis set requiring ca. 800 basis function for the biggest species, the amino-acids Guanin and Adenin.<sup>4</sup>

We hope that this work helps paving the way for electronic-structure calculations beyond the present paradigm of GW-BSE. Admittedly before the envisioned applications to real systems, an efficient  $\epsilon$ FRG-implementation should be installed that is also prepared for dealing with long-range interactions. Here, we see at present the biggest bottleneck to be overcome in future research. Perhaps additional motivation to overcome this obstacle could come from the fact that we have also given formulæ for the finite-temperature formalism in this work, so that the effect of heat could be included.

## ACKNOWLEDGEMENTS

We thank S. Bera, A. D. Mirlin, J. Reuther, J. Schmalian, M. van Setten and P. Wölfle for inspiring discussions. We are indebted to A. D. Mirlin for supporting our project in an early stage. Support has also been received from the DFG under grants EV30/7-1, EV30/11-1 and EV30/12-1. and from the Landesgraduiertenförderung of the state of Baden-Württemberg. The DMRG results shown here have been provided by F. Weiner using the Schmitteckert-code. We acknowledge the support provided by computational resources of the Institute of Nanotechnology (INT) and the Steinbuch Centre for Computing (SCC), both at the Karlsruhe Institute of Technology (KIT).

### Appendix A: Flow equations for $\Gamma$ in the static limit

Here we will derive the flow equation for  $\Gamma$  in the static limit, Eq. (32), analogous to the derivation for the self-energy. Starting at Eq. (21), looking at the first term,

$$\int d\bar{\omega} \sum_{\mu\nu\rho\sigma} \mathcal{G}_{\rho\mu}^\Lambda(\bar{\omega}) \mathcal{S}_{\sigma\nu}^\Lambda(-\bar{\omega}) \Gamma_{\alpha\beta\rho\sigma}^\Lambda \Gamma_{\mu\nu\gamma\delta}^\Lambda,$$

it can be seen that by exchanging all traced indices in both vertices that appear, and then renaming the summation indices, the formula may be rewritten as

$$\int d\bar{\omega} \sum_{\mu\nu\rho\sigma} \mathcal{S}_{\rho\mu}^\Lambda(-\bar{\omega}) \mathcal{G}_{\sigma\nu}^\Lambda(\bar{\omega}) \Gamma_{\alpha\beta\rho\sigma}^\Lambda \Gamma_{\mu\nu\gamma\delta}^\Lambda,$$

which is just an exchange of both propagators. Utilizing this, we may write it formulated in terms of matrix products,

$$\frac{1}{2} \text{tr} \int d\bar{\omega} [\mathcal{S}' \Gamma^T \mathcal{G}^T \Gamma + \mathcal{G} \Gamma^T \mathcal{S}'^T \Gamma].$$

We note that the frequency of the single-scale propagator is negative here, which we denote with prime for  $\mathcal{Q}$  and  $\Sigma$ ; the  $\Theta$  and  $\delta$ -functions only depend on the modulus. Inserting Eq. (26) and using the same representation for  $\mathcal{G}$ , we can separate four terms,

$$-\frac{\delta}{2} \frac{1}{\mathcal{Q}' - \Theta\Sigma'} \Gamma^T \left( \frac{\Theta}{\mathcal{Q} - \Theta\Sigma} \right)^T \Gamma, \quad (\text{A1})$$

$$-\frac{\delta}{2} \frac{\Theta}{\mathcal{Q} - \Theta\Sigma} \Gamma^T \left( \frac{1}{\mathcal{Q}' - \Theta\Sigma'} \right)^T \Gamma, \quad (\text{A2})$$

$$-\frac{\delta}{2} \frac{1}{\mathcal{Q}' - \Theta\Sigma'} \Sigma' \frac{\Theta}{\mathcal{Q}' - \Theta\Sigma'} \Gamma^T \left( \frac{\Theta}{\mathcal{Q} - \Theta\Sigma} \right)^T \Gamma, \quad (\text{A3})$$

$$-\frac{\delta}{2} \frac{\Theta}{\mathcal{Q} - \Theta\Sigma} \Gamma^T \left( \frac{\Theta}{\mathcal{Q}' - \Theta\Sigma'} \right)^T \Sigma'^T \left( \frac{1}{\mathcal{Q}' - \Theta\Sigma'} \right)^T \Gamma. \quad (\text{A4})$$

Since all of these terms occur underneath an integral over  $\int d\bar{\omega} \delta(|\omega| - \Lambda)$ , we may switch primes within each term,

and we note for future use that the terms of Eqs. (A1,A2) are equal to each other.

We now apply Morris's Lemma again. In both other terms, Eqs. (A3,A4), we can rewrite them in terms of derivatives w.r.t. the integration variable  $t$ ,

$$-\frac{\delta}{2} \int_0^1 t^2 \left( \frac{d}{dt} \frac{1}{\mathcal{Q}' - t\Sigma'} \right) \Gamma^T \left( \frac{1}{\mathcal{Q} - t\Sigma} \right)^T \Gamma dt, \quad (\text{A5})$$

$$-\frac{\delta}{2} \int_0^1 t^2 \frac{1}{\mathcal{Q} - t\Sigma} \Gamma^T \left( \frac{d}{dt} \frac{1}{\mathcal{Q}' - t\Sigma'} \right)^T \Gamma dt. \quad (\text{A6})$$

Partial integration of Eq. A5 yields

$$\begin{aligned} & -\frac{\delta}{2} \left[ t^2 \frac{1}{\mathcal{Q}' - t\Sigma'} \Gamma^T \left( \frac{1}{\mathcal{Q} - t\Sigma} \right)^T \Gamma \right]_0^1 \\ & + \frac{\delta}{2} \int_0^1 2t \frac{1}{\mathcal{Q}' - t\Sigma'} \Gamma^T \left( \frac{1}{\mathcal{Q} - t\Sigma} \right)^T \Gamma dt \\ & + \frac{\delta}{2} \int_0^1 t^2 \frac{1}{\mathcal{Q} - t\Sigma} \Gamma^T \left( \frac{d}{dt} \frac{1}{\mathcal{Q}' - t\Sigma'} \right)^T \Gamma dt. \end{aligned} \quad (\text{A7})$$

One sees that the second term cancels Eqs. (A1,A2) and the third term cancels Eq. (A6), leaving the result

$$-\frac{\delta}{2} \frac{1}{\mathcal{Q}' - \Sigma'} \Gamma^T \left( \frac{1}{\mathcal{Q} - \Sigma} \right)^T \Gamma, \quad (\text{A8})$$

which can be rewritten in terms of the index notation as

$$-\frac{1}{2} \sum_{\bar{\omega}=\pm\Lambda} \sum_{\mu\nu\rho\sigma} P_{\rho\mu}^\Lambda(-\bar{\omega}) P_{\sigma\nu}^\Lambda(\bar{\omega}) \Gamma_{\alpha\beta\rho\sigma}^\Lambda \Gamma_{\mu\nu\gamma\delta}^\Lambda. \quad (\text{A9})$$

We note that if one were to keep the frequency dependence of the vertex and the self-energy, two cases need to be distinguished: for the case where all external frequencies are zero, the same derivation applies, so our result holds there. For the case where at least some external frequencies are non-zero, the arguments for the  $\delta$  and  $\Theta$  functions differ, so one may directly insert Eq. 29 into the flow equations for the vertex.

An analogous treatment is possible for the other four terms in Eq. (21). The other terms may be written as

$$\text{tr} \int d\bar{\omega} [\mathcal{S} \Gamma_{\alpha\cdot\delta} \mathcal{G} \Gamma_{\beta\cdot\gamma} + \mathcal{G} \Gamma_{\alpha\cdot\delta} \mathcal{S} \Gamma_{\beta\cdot\gamma} - [\alpha \leftrightarrow \beta]].$$

Looking at the first two terms, they may be divided in the same manner as in Eqs. (A1,A2,A3,A4), without the factor 1/2, and with the same frequency for the single-scale and the regular propagator. This yields the result

$$-\sum_{\bar{\omega}=\pm\Lambda} \sum_{\mu\nu\rho\sigma} P_{\rho\mu}^\Lambda(\bar{\omega}) P_{\sigma\nu}^\Lambda(\bar{\omega}) \Gamma_{\beta\nu\gamma\rho}^\Lambda \Gamma_{\alpha\mu\delta\sigma}^\Lambda + [\alpha \leftrightarrow \beta]. \quad (\text{A10})$$

Putting this all together, one arrives at Eq. (32).

## Appendix B: Implementation Details

### 1. Chemical Potential for $T > 0$

Our algorithm to solve this equation for  $\mu_{\text{chem}}$  works in three stages: obtain an initial guess for  $\mu_{\text{chem}}$ ,  $\mu_{\text{chem}}^{(0)}$ , (trivially) obtain a second guess,  $\mu_{\text{chem}}^{(1)}$ , with  $\text{sgn}(N_e(\mu_{\text{chem}}^{\Lambda,(1)}) - N_e) = -\text{sgn}(N_e(\mu_{\text{chem}}^{\Lambda,(0)}) - N_e)$  and then use the secant algorithm<sup>80</sup> to iteratively find the final  $\mu_{\text{chem}}$ .

The initial guess is taken to be the same as for  $T = 0$ , Eq. (113), since at low temperatures the value is a very good approximation. We then calculate

$$\mu_{\text{chem}}^{\Lambda,(0)} + \text{sgn}(N_e(\mu_{\text{chem}}^{(0)}) - N_e) \frac{\Delta}{4} i,$$

where  $\Delta$  is the mean level spacing of the system and  $i$  is an integer that starts at 1 and is incremented until the condition  $\text{sgn}(N_e(\mu_{\text{chem}}^{(1)}) - N_e) = -\text{sgn}(N_e(\mu_{\text{chem}}^{(0)}) - N_e)$  is satisfied. In practice  $i = 1$  or  $i = 2$  will already be sufficient, which is why  $\Delta/4$  is a good empirical choice here.<sup>81</sup>

Both initial guesses are then used as input for the secant algorithm. Since  $N_e(\epsilon)$  is monotonous and the value searched for is encompassed with both guesses, convergence will be quite fast (10 to 20 iterations in practice). We consider the chemical potential to be converged if the relative error of the number of electrons,

$$\left| \frac{N_e(\mu_{\text{chem}}^{(i)}) - N_e}{N_e(\mu_{\text{chem}}^{(i)}) - N_e} \right|,$$

is larger than the square root of the machine precision. While the smallest possible error here would be of the order of  $\hat{\epsilon}N$ , with  $\hat{\epsilon}$  being the machine precision and  $N$  the number of orbitals in the system, the energies  $\tilde{\epsilon}_{\hat{\alpha}}$  only have a precision of  $\sqrt{\hat{\epsilon}}$  due to the diagonalization procedure.

### 2. Parallelization

We will now discuss how we exploit parallelization in our implementation. We use a scheme based on a shared memory architecture, OpenMP<sup>65</sup>. It is in principle possible to utilize distributed memory methods, such as MPI (Message Passing Interface,<sup>82</sup>), which allow the usage of far more processor cores for the same calculation.

The intermediate products offer a trivial way to parallelize: it is possible to use a parallel version of the GEMM kernel to calculate the matrix products. In the case we track the renormalization of the entire vertex, this would likely be the most efficient avenue. In our case, however, the effective matrix size that is fed into the GEMM kernel is relatively small (we want to calculate the vertex for a few states as possible), so it is unlikely that using a parallel matrix product kernel will scale well even for a low

amount of processors. Instead, we parallelize the loops over the two outer indices in the intermediate products and perform serialized matrix products on each processor. This is trivially possible, since the calculations are independent of each other for any given pair of external indices.

Similarly, for the evaluation of the trace, we parallelize the loops over all four external indices and have each processor evaluate the trace for a given set of external indices serially.

### 3. Restarting

Calculations for larger systems may take a relatively long time. In case of technical difficulties, we implement a restarting procedure that allows us to continue a calculation at the point where it last stopped. We save the initial  $\Lambda$ , the step size, the number of selected states  $M$ , the chosen target  $\Lambda$ . Furthermore, we keep the last self-energy and vertex as well as the number of the last iteration to complete. These quantities suffice to reproduce the calculation at a later point in time.

## Appendix C: ED Implementation

In Sec. IV A we compare the FRG to exact diagonalization. In the following we provide details on how we implemented ED as a reference method. In our implementation, we construct the full  $N_e$ -particle Hilbert space. Its dimension is  $\binom{N}{N_e}$  and grows exponentially with the number of orbitals  $N$ . We systematically construct the basis states of that space and implement the action of the full many-body Hamiltonian on that basis (we do *not* explicitly construct the matrix elements of the Hamiltonian itself). An iterative eigensolver for sparse problems is employed to calculate the full many-body ground state for a given system. We utilize the standard ARPACK package<sup>83</sup> in direct mode.<sup>84</sup>

For simple observables, such as the density, we may then simply calculate expectation values with respect to the many-body ground state,

$$\langle \hat{n}_i \rangle = \langle 0 | \hat{c}_i^\dagger \hat{c}_i | 0 \rangle. \quad (\text{C1})$$

We also want to calculate the single-particle density of states,  $\rho(\epsilon)$ . This is given by the expectation value

$$\rho(\epsilon) = -\frac{1}{\pi} \Im \text{tr}_{ij} \left\langle \hat{c}_i \frac{1}{\epsilon - \hat{H} + E_0 + i\eta} \hat{c}_j^\dagger \right\rangle + \left\langle \hat{c}_j^\dagger \frac{1}{\epsilon + \hat{H} - E_0 + i\eta} \hat{c}_i \right\rangle, \quad (\text{C2})$$

which we arrive at by Fourier transforming the definition of the retarded Green's function. This expressions contains the inverse of a very large matrix, which needs

to be done for every single energy at which the density of states is to be evaluated at. Furthermore, directly inverting such a large matrix is only possible using iterative algorithms, which would again have to be applied for every single energy. We therefore follow an alternative approach as outlined in the PhD thesis of Alexander Braun<sup>85</sup>. One may expand the denominator in terms of Chebyshev polynomials  $T_n(x)$ , such that we get

$$c_{ij,n}^{(+)} = \langle 0 | \hat{c}_i T_n(a(\hat{H} - E_0 - b)) \hat{c}_j^\dagger | 0 \rangle, \quad (\text{C3})$$

$$c_{ij,n}^{(-)} = \langle 0 | \hat{c}_i^\dagger T_n(a(\hat{H} - E_0 - b)) \hat{c}_j | 0 \rangle, \quad (\text{C4})$$

where  $E_0$  is the ground state energy. The variables  $a$  and  $b$  are scaling factors that arise due to the fact that the Chebyshev polynomials are only well-defined in the interval  $[-1, 1]$ , so the Hamiltonian needs to be scaled to fit into that range. We note that since we are calculating expectations in the Hilbert spaces for  $N_e + 1$  and  $N_e - 1$  particles, we need to take into account the extremal eigenvalues of the Hamiltonian in those spaces. To make sure we don't suffer from numerical artifacts, we scale the argument of the Chebyshev polynomials into the interval

$[-0.9, 0.9]$ .<sup>86</sup> This gives us

$$\delta = 0.1, \quad (\text{distance to interval boundaries})$$

$$a = \frac{2(1 - \delta)}{(\epsilon_{\max} - E_0) - (\epsilon_{\min} - E_0)}, \quad (\text{C5})$$

$$b = \frac{(\epsilon_{\max} - E_0) + (\epsilon_{\min} - E_0)}{2} - \delta, \quad (\text{C6})$$

where  $\epsilon_{\min, \max}$  are the extremal many-body eigenvalues of the system with  $N_e + 1$  ( $N_e - 1$ ) particles and  $E_0$  is the ground state energy for  $N_e$  particles.

We may then rewrite the single-particle retarded Green's function in terms of these coefficients,

$$\mathcal{G}_{ij}(\omega) = a \sum_{n=0}^{\infty} \left( \alpha_n^+ (a(\omega + i\eta \mp b)) c_{ij,n}^{(+)} - \alpha_n^- (a(\omega + i\eta \mp b)) c_{ji,n}^{(-)} \right). \quad (\text{C7})$$

The density of states is then given by the imaginary part of this expression traced over the real space indices, which is why we only need to calculate the diagonal part of this expression. If we terminate the expansion at a finite  $n$ , the formula remains only valid for finite  $\eta$ , with

$$\eta \gtrsim \frac{1}{an_{\max}}. \quad (\text{C8})$$

For further discussion on this topic we would like to defer to Alexander Braun's thesis.<sup>85</sup>

---

<sup>1</sup> F. Bechstedt, Springer Series in Solid-State Sciences (2015).  
<sup>2</sup> L. Hedin, Phys. Rev. **139**, A796 (1965).  
<sup>3</sup> G. Onida, L. Reining, and A. Rubio, Rev. Mod. Phys. **74**, 601 (2002).  
<sup>4</sup> M. J. van Setten, F. Caruso, S. Sharifzadeh, X. Ren, M. Scheffler, R. Liu, J. Lischner, L. Lin, J. R. Deslippe, S. G. Louie, C. Yang, F. Weigend, J. B. Neaton, F. Evers, and P. Rinke, J. Chem. Theory Comp. **12**, 5665 (2015).  
<sup>5</sup> W. Metzner, M. Salmhofer, C. Honerkamp, V. Meden, and K. Schoenhammer, Rev. Mod. Phys. **84**, 299 (2012), arXiv:1105.5289v3 [cond-mat.str-el].  
<sup>6</sup> M. Salmhofer, *Renormalization: An Introduction* (Springer, Berlin Heidelberg, 1999).  
<sup>7</sup> C. Honerkamp and M. Salmhofer, Phys. Rev. B **67**, 174504 (2003).  
<sup>8</sup> S. P. Ridgway and C. A. Hooley, Phys. Rev. Lett. **114**, 226404 (2015).  
<sup>9</sup> C. Bauer, A. Rückriegel, A. Sharma, and P. Kopietz, Phys. Rev. B **92**, 121409 (2015).  
<sup>10</sup> J. Reuther and P. Wölfle, Phys. Rev. B **81**, 144410 (2010).  
<sup>11</sup> J. Reuther and R. Thomale, Phys. Rev. B **83**, 024402 (2011).  
<sup>12</sup> J. Reuther and R. Thomale, Phys. Rev. B **89**, 024412 (2014).  
<sup>13</sup> C. J. Halboth and W. Metzner, Phys. Rev. B **61**, 7364 (2000).

<sup>14</sup> J. Reiss, D. Rohe, and W. Metzner, Phys. Rev. B **75**, 075110 (2007).  
<sup>15</sup> C. J. Halboth and W. Metzner, Phys. Rev. Lett. **85**, 5162 (2000).  
<sup>16</sup> R. Gersch, C. Honerkamp, and W. Metzner, New Journal of Physics **10**, 045003 (2008).  
<sup>17</sup> A. A. Katanin, Phys. Rev. B **79**, 235119 (2009).  
<sup>18</sup> D. D. Scherer, M. M. Scherer, and C. Honerkamp, Phys. Rev. B **92**, 155137 (2015).  
<sup>19</sup> A. Eberlein, Phys. Rev. B **90**, 115125 (2014).  
<sup>20</sup> S. Andergassen, T. Enss, V. Meden, W. Metzner, U. Schollwöck, and K. Schönhammer, Phys. Rev. B **70**, 075102 (2004).  
<sup>21</sup> S. Streib, A. Isidori, and P. Kopietz, Phys. Rev. B **87**, 201107 (2013).  
<sup>22</sup> J. Reuther, P. Wölfle, R. Darradi, W. Brenig, M. Arlego, and J. Richter, Phys. Rev. B **83**, 064416 (2011).  
<sup>23</sup> Y. Iqbal, R. Thomale, F. P. Toldin, S. Rachel, and J. Reuther, arXiv:1604.03438v1 (2016).  
<sup>24</sup> R. Suttner, C. Platt, J. Reuther, and R. Thomale, Phys. Rev. B **89**, 020408 (2014).  
<sup>25</sup> L. Janssen and I. F. Herbut, Phys. Rev. B **89**, 205403 (2014).  
<sup>26</sup> J. Lee, P. Strack, and S. Sachdev, Phys. Rev. B **87**, 045104 (2013).  
<sup>27</sup> L. Classen, I. F. Herbut, L. Janssen, and M. M. Scherer, Phys. Rev. B **93**, 125119 (2016).

- <sup>28</sup> Y. Tanizaki, G. Fejős, and T. Hatsuda, *Progress of Theoretical and Experimental Physics* **2014** (2014), 10.1093/ptep/ptu035.
- <sup>29</sup> C. Platt, W. Hanke, and R. Thomale, *Advances in Physics* **62**, 453 (2013), <http://dx.doi.org/10.1080/00018732.2013.862020>.
- <sup>30</sup> F. Bruneval and M. A. L. Marques, *Journal of Chemical Theory and Computation* **9**, 324 (2013), pMID: 26589035, <http://dx.doi.org/10.1021/ct300835h>.
- <sup>31</sup> S. Körbel, P. Boulanger, I. Duchemin, X. Blase, M. A. L. Marques, and S. Botti, *Journal of Chemical Theory and Computation* **10**, 3934 (2014), pMID: 26588537, <http://dx.doi.org/10.1021/ct5003658>.
- <sup>32</sup> C. Rostgaard, K. W. Jacobsen, and K. S. Thygesen, *Phys. Rev. B* **81**, 085103 (2010).
- <sup>33</sup> J. W. Knight, X. Wang, L. Gallandi, O. Dolgopitcheva, X. Ren, J. V. Ortiz, P. Rinke, T. Körzdörfer, and N. Marom, *Journal of Chemical Theory and Computation* **12**, 615 (2016), pMID: 26731609, <http://dx.doi.org/10.1021/acs.jctc.5b00871>.
- <sup>34</sup> F. Kaplan, M. Harding, C. Seiler, F. Weigend, F. Evers, and M. van Setten, to appear in *J. Chem. Theory Comp.* (2016).
- <sup>35</sup> L. Kronik, T. Stein, S. Refaely-Abramson, and R. Baer, *Journal of Chemical Theory and Computation* **8**, 1515 (2012), pMID: 26593646, <http://dx.doi.org/10.1021/ct2009363>.
- <sup>36</sup> S. Refaely-Abramson, M. Jain, S. Sharifzadeh, J. B. Neaton, and L. Kronik, *Phys. Rev. B* **92**, 081204 (2015).
- <sup>37</sup> C. Faber, P. Boulanger, C. Attaccalite, I. Duchemin, and X. Blase, *Phil. Trans. Roy. Soc. A* (2016).
- <sup>38</sup> F. Bruneval, S. M. Hamed, and J. B. Neaton, *J. Chem. Phys.* **142**, 244101 (2015).
- <sup>39</sup> D. Hirose, Y. Noguchi, and O. Sugino, *Phys. Rev. B* **91**, 205111 (2015).
- <sup>40</sup> C. Friedrich, S. Blügel, and A. Schindlmayr, *Phys. Rev. B* **81**, 125102 (2010). <http://perso.neel.cnrs.fr/xavier.blase/fiesta/index.html>.
- <sup>41</sup> J. Deslippe, G. Samsonidze, D. A. Strubbe, M. Jain, M. L. Cohen, and S. G. Louie, *Comput. Phys. Commun.* **183**, 1269 (2012). <http://www.vasp.at>.
- <sup>42</sup> F. Bruneval, <http://github.com/bruneval/molgw>.
- <sup>43</sup> F. Evers and A. D. Mirlin, *Rev. Mod. Phys.* **80**, 1355 (2008).
- <sup>44</sup> F. Bechstedt, *Many-Body Approach to Electronic Excitations* (Springer Series in Solid-State Sciences, 2015).
- <sup>45</sup> F. G. Giuliani and F. Vignale, *Quantum Theory of the Electron Liquid* (Cambridge University Press, 2005).
- <sup>46</sup> M. S. Hybertsen and S. G. Louie, *Phys. Rev. B* **34**, 5390 (1986).
- <sup>47</sup> G. Strinati, *Riv. Nuovo Cimento* **11**, 1 (1988).
- <sup>48</sup> M. Rohlfing and S. G. Louie, *Phys. Rev. B* **62**, 4927 (2000).
- <sup>49</sup> M. Rohlfing and S. Louie, *PHYSICAL REVIEW B* **62**, 4927 (2000).
- <sup>50</sup> M. van Schilfhaarde, T. Kotani, and S. Faleev, *Phys. Rev. Lett.* **96**, 226402 (2006).
- <sup>51</sup> F. Bruneval, N. Vast, and L. Reining, *Phys. Rev. B* **74**, 045102 (2006).
- <sup>52</sup> T. Kotani, M. Van Schilfhaarde, and S. V. Faleev, *Phys. Rev. B* **76**, 1 (2007), arXiv:0611002 [cond-mat].
- <sup>53</sup> M. Shishkin and G. Kresse, *Phys. Rev. B* **75**, 235102 (2007).
- <sup>54</sup> R. J. Bartlett and M. Musial, *Rev. Mod. Phys.* **79**, 291 (2007).
- <sup>55</sup>  $\delta(x)f(\Theta(x)) \rightarrow \delta(x) \int_0^1 f(t)dt$ , see Ref. 87.
- <sup>56</sup> M. Salmhofer and C. Honerkamp, *Progress of Theoretical Physics* **105**, 1 (2001).
- <sup>57</sup> T. Enss, V. Meden, S. Andergassen, X. Barnabé-Thériault, W. Metzner, and K. Schönhammer, *Phys. Rev. B* **71**, 155401 (2005).
- <sup>58</sup> Note that while closing the integrals over  $\omega_{2,3}$ , those frequencies may obtain an imaginary part, but since semi-circle contour parts have a vanishing contribution to the integral itself, this may be ignored.
- <sup>59</sup> M. Salmhofer, C. Honerkamp, W. Metzner, and O. Lauscher, *Progress of Theoretical Physics* **112**, 943 (2004).
- <sup>60</sup> T. Baier, E. Bick, and C. Wetterich, *Phys. Rev. B* **70**, 125111 (2004).
- <sup>61</sup> G. Guennebaud, B. Jacob, *et al.*, “Eigen v3,” <http://eigen.tuxfamily.org> (2010).
- <sup>62</sup> The HDF Group, “Hierarchical Data Format, version 5,” (1997-2015), <http://www.hdfgroup.org/HDF5/>.
- <sup>63</sup> OpenMP Architecture Review Board, “OpenMP Application Program Interface Version 3.1,” <http://www.openmp.org/mp-documents/OpenMP3.1.pdf> (2011).
- <sup>64</sup> In 2D this model could be realized in terms of a strongly screened two-dimensional electron gas with a strong in-plane magnetic field. This would polarize all of the spins due to the Zeemann effect, but have no orbital contribution.
- <sup>65</sup> To obtain the quasiparticle energies in the ED case, we calculate the spectral function utilizing the truncated Chebyshev expansion discussed in App. C, where we have kept  $10^5$  Chebyshev moments. With an artificial broadening ( $2 \cdot 10^{-3}t$ ) to ensure the validity of the truncation of the expansion, the resulting density of states has been fitted against Lorentzians (with a maximum relative error of the position always below  $10^{-6}t$  for each peak).
- <sup>66</sup> R. Shankar, *Rev. Mod. Phys.* **66**, 129 (1994).
- <sup>67</sup> E. Abrahams, P. W. Anderson, D. C. Licciardello, and T. V. Ramakrishnan, *Phys. Rev. Lett.* **42**, 673 (1979).
- <sup>68</sup> We tacitly assume here that the short-range Hubbard term does not introduce long-range correlations in the matrix elements of  $H_{qp}$ .
- <sup>69</sup> R. Nandkishore and D. A. Huse, *Annu. Rev. Condens. Matter Phys.* **6**, 15 (2015).
- <sup>70</sup> N. Gemelke, *Physics* **9**, 44 (2016).
- <sup>71</sup> E. Cocchi, L. A. Miller, J. H. Drewes, M. Koschorreck, D. Pertot, F. Brennecke, and M. Köhl, *Phys. Rev. Lett.* **116**, 175301 (2016).
- <sup>72</sup> T. Vojta, F. Epperlein, and M. Schreiber, *Phys. Rev. Lett.* **81**, 4212 (1998).
- <sup>73</sup> G. Benenti, X. Waintal, and J.-L. Pichard, *Phys. Rev. Lett.* **83**, 1826 (1999).
- <sup>74</sup> R. Berkovits, J. W. Kantelhardt, Y. Avishai, S. Havlin, and A. Bunde, *Phys. Rev. B* **63**, 085102 (2001).
- <sup>75</sup> R. Vlaming, G. S. Uhrig, and D. Vollhardt, *Journal of Physics: Condensed Matter* **4**, 7773 (1992).
- <sup>76</sup> G. S. Uhrig and R. Vlaming, *Journal of Physics: Condensed Matter* **5**, 2561 (1993).
- <sup>77</sup> M. S. Foster and A. W. W. Ludwig, *Phys. Rev. B* **77**, 165108 (2008).
- <sup>78</sup> W. H. Press, B. P. Flannery, S. A. Teukolsky, and W. T. Vetterling, *Numerical Recipes in FORTRAN 77:*



*The Art of Scientific Computing* (Cambridge University Press, Cambridge, 1992).

<sup>81</sup> We cut this scheme off at  $i = 10$ , since it is only used to accelerate the convergence of the secant algorithm, which is likely to also work if the second value does not satisfy the condition, albeit more slowly.

<sup>82</sup> M. P. Forum, *MPI: A Message-Passing Interface Standard*, Tech. Rep. (Knoxville, TN, USA, 1994).

<sup>83</sup> R. B. Lehoucq, C.-C. Yang, and D. C. Sorensen, *ARPACK users' guide: solution of large-scale eigenvalue problems with implicitly restarted Arnoldi methods* (SIAM, Philadelphia, 1998).

<sup>84</sup> The shift-inverse mode is not required, since the eigenvalues we are interested in are taken from the spectrum edges, not the center.

<sup>85</sup> A. Branschädel, “Electronic transport in interacting nanostructures: time-dependent density-matrix-renormalisation-group approach,” (2011), dissertation, Karlsruher Institut für Technologie 2011.

<sup>86</sup> Using exactly  $[-1, 1]$  does not work, since the polynomials are fixed at the boundaries of the interval. One needs to distance oneself at least by relative error in the eigenvalues from the boundary.

<sup>87</sup> T. R. Morris, *International Journal of Modern Physics A* **09**, 2411 (1994).