

Towards the bounce inflationary gravitational wave

Hai-Guang Li^{1*}, Yong Cai^{1†}, and Yun-Song Piao^{1,2‡}

¹ *School of Physics, University of Chinese Academy of Sciences, Beijing 100049, China and*

² *Institute of Theoretical Physics, Chinese Academy of Sciences,*

P.O. Box 2735, Beijing 100190, China

Abstract

In bounce inflation scenario, the inflation is singularity-free, while the advantages of inflation are reserved. We analytically calculate the power spectrum of its primordial gravitational waves (GWs), and show a universal result including the physics of the bounce phase. The spectrum acquires a cutoff at large scale, while the oscillation around the cutoff scale is quite drastic, which is determined by the details of bounce. Our work highlights that the primordial GWs at large scale may encode the physics of the bounce ever happened at about ~ 60 e-folds before inflation.

PACS numbers:

* lihaiguang14@mails.ucas.ac.cn

† caiyong13@mails.ucas.ac.cn

‡ yspiao@ucas.ac.cn

I. INTRODUCTION

The inflation [1],[2],[3],[4] is the paradigm of early universe. However, it is confronted with the so-called “initial singularity problem”, since the inflation itself is past-incomplete [5]. The solution to this problem must involve something occurring before inflation. One possibility is the so-called bounce inflation scenario [6], see also [7],[8],[9],[10],[11],[12],[13], in which initially the universe is contracting, and after the bounce, the inflation starts.

Recently, the Planck collaboration [14] have observed the power deficit of CMB TT-mode spectrum at large scale. This inspired theorists to think over the physics of the pre-inflation, about ~ 60 e-folds before the inflation during which the evolutions of largest scale perturbations are involved, e.g.[15]. It is interesting that the pre-inflationary physics suggested by the large-scale power deficit might be relevant with the initial singularity problem. The bounce universe, as the solution to this problem, has a long history of study, see [16],[17] for reviews. In Refs.[6],[7],[8], it has been discovered that in the bounce inflation scenario the large-scale anomalies of CMB TT spectrum may be explained naturally. This achievement makes the bounce inflation acquire increasing attention.

The primordial GWs is also the production of the inflation. Recently, lots of experiments aiming at detecting GWs have been implemented or will be implemented, which will bring us a new epoch to understand the physics of inflation scenario, e.g.[18]. There are also others designs to explain the large-scale power deficit of scalar perturbation spectrum, the suppression is attributed to the rapid rolling of scalar field. However, the primordial GWs is independent of the dynamics of scalar field, which thus may be used to identify the physics of the pre-inflationary background.

Recently, the nonsingular bounce without modifying gravity has been implemented, which may be ghost-free, e.g.[19],[20],[21], with possible embedding into supergravity [22],[23]. Thus the features of the primordial GWs at large scale might tell us if such a bounce has ever happened at about ~ 60 e-folds before inflation. Moreover, it might also help us to speculate the property of cyclic universe [24],[25],[26],[27] with such a nonsingular bounce.

In this paper, we analytically calculate the bounce inflationary GWs. The resulting spectrum is written with the recursive Bogoliubov coefficients including the physics of the bounce phase. We also show that our analytic result is completely consistent with the numerical plotting for a realistic model of bounce inflation.

II. OVERVIEW OF BOUNCE INFLATION SCENARIO

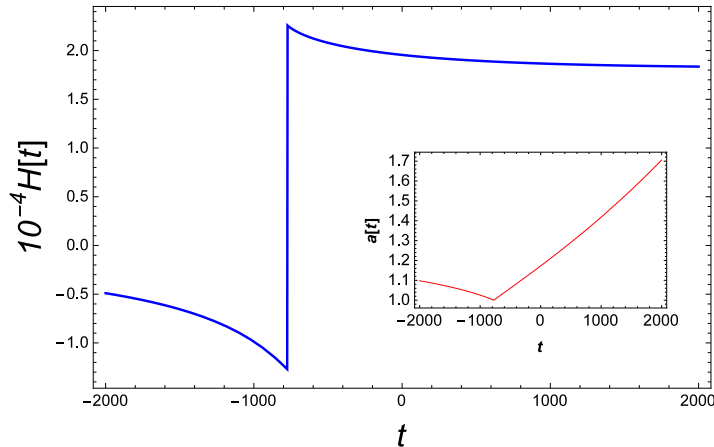


FIG. 1: The evolution of a and $H = \dot{a}/a$ in bounce inflation scenario, based on the model in Ref.[12], which will be showed in details in Sec.IV.

In bounce inflation scenario, the inflation is singularity-free, while the advantages of inflation are reserved, which simply and naturally explains the universe we live.

The idea of bounce inflation showed itself first in Ref.[6], which explained the large-scale suppression of scalar perturbation spectrum observed by WMAP. Based on the Quintom bounce [28], Ref.[29] investigated the evolution of the primordial perturbations in details, and recently, Qiu and Wang [12], and Wan et.al [13], have constructed a realistic model of bounce inflation without instabilities by applying the higher-derivative operator.

The bounce inflation also has been implemented in the positively curved background [9], or by modifying gravity [7][10]. The matching of perturbation through the bounce with the modified gravity was discussed in [26].

Recently, Liu et.al [8] have found that the bounce inflation brings not only the large-scale power deficit of CMB, but also a large hemispherical power asymmetry, as implied by Planck. Current bounds on the primordial GWs have been used to constrain the bounce inflation [11]. However, Ref.[11] used a step-like parameterisation of the primordial GWs spectrum, based on [6], which is only a rough estimate missing the effect of the bounce. Recently, the detecting of primordial GWs has been on the road, which will possibly tell us more on the inflation and its origin. Therefore, it is significant to have a full study for the bounce inflationary GWs.

III. BOUNCE INFLATIONARY GWS: ANALYTICAL RESULT

Tensor perturbation γ_{ij} satisfies $\gamma_{ii} = 0$ and $\partial_i \gamma_{ij} = 0$. Its action is

$$S_\gamma^{(2)} = \int d\eta d^3x \frac{a^2}{8} \left[\left(\frac{d\gamma_{ij}}{d\eta} \right)^2 - (\vec{\nabla} \gamma_{ij})^2 \right], \quad (1)$$

where $\eta = \int dt/a$ and $M_P^2 = 1$.

The Fourier series of γ_{ij} is

$$h_{ij}(\eta, \mathbf{x}) = \int \frac{d^3k}{(2\pi)^3} e^{-i\mathbf{k}\cdot\mathbf{x}} \sum_{\lambda=+,\times} \hat{h}_\lambda(\eta, \mathbf{k}) \epsilon_{ij}^{(\lambda)}(\mathbf{k}), \quad (2)$$

in which $\hat{h}_\lambda(\eta, \mathbf{k}) = h_\lambda(\eta, k) a_\lambda(\mathbf{k}) + h_\lambda^*(\eta, -k) a_\lambda^\dagger(-\mathbf{k})$, polarization tensors $\epsilon_{ij}^{(\lambda)}(\mathbf{k})$ satisfy $k_j \epsilon_{ij}^{(\lambda)}(\mathbf{k}) = 0$, $\epsilon_{ii}^{(\lambda)}(\mathbf{k}) = 0$, and $\epsilon_{ij}^{(\lambda)}(\mathbf{k}) \epsilon_{ij}^{*(\lambda')}(\mathbf{k}) = \delta_{\lambda\lambda'}$, $\epsilon_{ij}^{*(\lambda)}(\mathbf{k}) = \epsilon_{ij}^{(\lambda)}(-\mathbf{k})$, the annihilation and creation operators $a_\lambda(\mathbf{k})$ and $a_\lambda^\dagger(\mathbf{k}')$ satisfy $[a_\lambda(\mathbf{k}), a_{\lambda'}^\dagger(\mathbf{k}')] = \delta_{\lambda\lambda'} \delta^{(3)}(\mathbf{k} - \mathbf{k}')$. The equation of motion for $u(\eta, k)$ is

$$\frac{d^2 u}{d\eta^2} + \left(k^2 - \frac{a''}{a} \right) u = 0, \quad (3)$$

where $u(\eta, k) = \frac{a h_\lambda(\eta, k)}{2}$. The spectrum of primordial GWs is

$$P_T = \frac{k^3}{2\pi^2} \sum_{\lambda=+,\times} |h_\lambda|^2 = \frac{4k^3}{\pi^2} \cdot \frac{1}{a^2} |u|^2, \quad aH/k \gg 1. \quad (4)$$

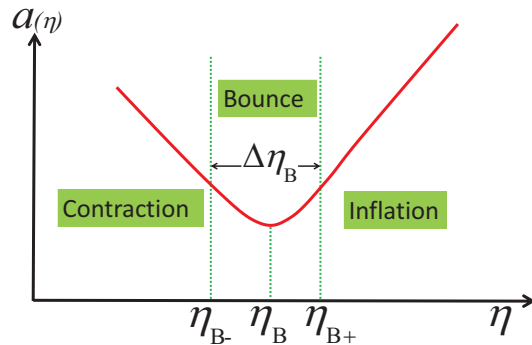


FIG. 2: The illustration of the bounce inflation scenario. The η_{B-} is the beginning time of bounce phase, at which $\mathcal{H}_{B-} = aH_{B-} < 0$ and $\dot{H}_{B-} = 0$. η_B is the so-called bounce point, at which $H = 0$. η_{B+} is the end time of bounce phase, at which $\mathcal{H}_{B+} = aH_{B+} > 0$ and $\dot{H}_{B+} = 0$. After η_{B+} , the inflation started.

A. The contracting phase

The contracting phase is the evolution with $H < 0$ and $\dot{H} < 0$. It ends at η_{B-} when $\dot{H} = 0$. Hereafter, $\dot{H} > 0$, the bounce starts.

The background can be parameterised as

$$a_c(\eta) = a_{B-} \left(\frac{\eta - \tilde{\eta}_{B-}}{\eta_{B-} - \tilde{\eta}_{B-}} \right)^{\frac{1}{\epsilon_c - 1}}, \quad (5)$$

where $\tilde{\eta}_{B-} = \eta_{B-} - [(\epsilon_c - 1)\mathcal{H}_{B-}]^{-1}$, noting the continuities of a and \mathcal{H} at η_{B-} , and $\epsilon_c = -\dot{H}/H^2$ and \mathcal{H}_{B-} is the comoving Hubble parameter at η_{B-} . The initial state is Minkowski vacuum

$$u_k = \frac{1}{\sqrt{2k}} e^{ik\eta}. \quad (6)$$

Thus the solution of Eq.(3) is

$$u_k = \frac{\sqrt{\pi |\eta - \tilde{\eta}_{B-}|}}{2} c_{1,1} H_{\nu_1}^{(1)}(k|\eta - \tilde{\eta}_{B-}|), \quad (7)$$

where $\nu_1 = \frac{\epsilon_c - 3}{2(\epsilon_c - 1)}$.

B. The bounce phase

The bounce phase is the evolution with $\dot{H} > 0$. The Hubble parameter is parameterised as [12][29]

$$H = \alpha(t - t_B), \quad (8)$$

with $\alpha M_P^2 \ll 1$. Thus we have

$$a \simeq a_B e^{\frac{1}{2}\alpha(t-t_B)^2} \simeq a_B \left[1 + \frac{\alpha}{2}(t - t_B)^2 \right], \quad (9)$$

where $a = a_B$ at $t = t_B$. Eq.(8) indicates that the bounce phase is actually a superinflation phase with H rapidly increasing. In Ref.[7], it was argued that this phase results in the large-scale power deficit in CMB. However, we will show that in bounce inflation scenario this power deficit is actually attributed to the contraction before the bounce.

The continuities of a and \mathcal{H} at η_{B-} and η_{B+} suggest

$$\mathcal{H}_{B+} = \mathcal{H}_{B-} + \alpha a_B^2 \Delta \eta_B. \quad (10)$$

We have $\mathcal{H}_{B+} = \frac{\alpha a_B^2 \Delta \eta_B}{2}$ for $\mathcal{H}_{B+} \simeq -\mathcal{H}_{B-}$. \mathcal{H}_{B+} is actually the comoving Hubble parameter at the beginning time of the inflation. α and $\Delta \eta_B = \eta_{B+} - \eta_{B-}$ encode the physics of the bounce phase. Actually, since $a \simeq a_B$ during the bounce, we can find $\eta - \eta_B = a_B^{-1}(t - t_B)$. Thus Eq.(3) becomes

$$u_k'' + (k^2 - \alpha a_B^2)u_k = 0. \quad (11)$$

Its solution is

$$u_k = c_{2,1}e^{l(\eta - \eta_B)} + c_{2,2}e^{-l(\eta - \eta_B)}, \quad (12)$$

where $l \equiv \sqrt{\alpha a_B^2 - k^2}$.

C. The inflationary phase

The universe will inflate after η_{B+} . The background is parameterised as

$$a_{inf}(\eta) = a_{B+} \left(\frac{\eta - \tilde{\eta}_{B+}}{\eta_{B+} - \tilde{\eta}_{B+}} \right)^{\frac{1}{\epsilon_{inf}-1}}. \quad (13)$$

Here, $\tilde{\eta}_{B+} = \eta_{B+} - [(\epsilon_{inf} - 1)\mathcal{H}_{B+}]^{-1}$, noting the continuities of a and \mathcal{H} at η_{B+} , and $\epsilon_{inf} = -\dot{H}/H^2$. $H_{B+} = \mathcal{H}_{B+}/a$ sets the scale of inflation after the bounce, $H = H_{B+}$.

Thus the solution of Eq.(3) is

$$u_k = \frac{\sqrt{\pi|\eta - \tilde{\eta}_{B+}|}}{2} [c_{3,1}H_{\nu_2}^{(1)}(k|\eta - \tilde{\eta}_{B+}|) + c_{3,2}H_{\nu_2}^{(2)}(k|\eta - \tilde{\eta}_{B+}|)], \quad (14)$$

where $\nu_2 = \frac{\epsilon_{inf}-3}{2(\epsilon_{inf}-1)}$.

D. The spectrum of primordial GWs

According to (4), if $\epsilon_{inf} = 0$ we find

$$P_T = \frac{2H_{B+}^2}{\pi^2} |c_{31} - c_{32}|^2 = P_T^{inf} |c_{31} - c_{32}|^2, \quad (15)$$

where $P_T^{inf} = \frac{2H_{B+}^2}{\pi^2}$ is the standard result of the slow-roll inflation.

The perturbation γ_{ij} and its time derivative should be continuous through the match surface. This suggests that we could write the coefficients recursively as

$$\begin{pmatrix} c_{3,1} \\ c_{3,2} \end{pmatrix} = \mathcal{M}^{(3,2)} \times \mathcal{M}^{(2,1)} \times \begin{pmatrix} c_{1,1} \\ c_{1,2} \end{pmatrix}, \quad (16)$$

where the matrix $\mathcal{M}^{(2,1)}$ is

$$\begin{aligned}\mathcal{M}_{11}^{(2,1)} &= e^{-ly_1} \frac{\sqrt{\pi x_1}}{8l} \left\{ k[-H_{\nu_1-1}^{(1)}(kx_1) + H_{\nu_1+1}^{(1)}(kx_1)] + 2[-\frac{\nu_1}{x_1} + l + \alpha a_B^2 y_1] H_{\nu_1}^{(1)}(kx_1) \right\}, \\ \mathcal{M}_{12}^{(2,1)} &= e^{-ly_1} \frac{\sqrt{\pi x_1}}{8l} \left\{ k[-H_{\nu_1-1}^{(2)}(kx_1) + H_{\nu_1+1}^{(2)}(kx_1)] + 2[-\frac{\nu_1}{x_1} + l + \alpha a_B^2 y_1] H_{\nu_1}^{(2)}(kx_1) \right\}, \\ \mathcal{M}_{21}^{(2,1)} &= e^{ly_1} \frac{\sqrt{\pi x_1}}{8l} \left\{ k[H_{\nu_1-1}^{(1)}(kx_1) - H_{\nu_1+1}^{(1)}(kx_1)] + 2[-\frac{\nu_1}{x_1} + l - \alpha a_B^2 y_1] H_{\nu_1}^{(1)}(kx_1) \right\}, \\ \mathcal{M}_{22}^{(2,1)} &= e^{ly_1} \frac{\sqrt{\pi x_1}}{8l} \left\{ k[H_{\nu_1-1}^{(2)}(kx_1) - H_{\nu_1+1}^{(2)}(kx_1)] + 2[-\frac{\nu_1}{x_1} + l - \alpha a_B^2 y_1] H_{\nu_1}^{(2)}(kx_1) \right\},\end{aligned}$$

and $\mathcal{M}^{(3,2)}$ is

$$\begin{aligned}\mathcal{M}_{11}^{(3,2)} &= \frac{i\sqrt{\pi x_2}}{4} e^{ly_2} \left\{ k[H_{\nu_2-1}^{(2)}(kx_2) - H_{\nu_2+1}^{(2)}(kx_2)] + 2[\frac{\nu_2}{x_2} + l - \alpha a_B^2 y_2] H_{\nu_2}^{(2)}(kx_2) \right\}, \\ \mathcal{M}_{12}^{(3,2)} &= \frac{i\sqrt{\pi x_2}}{4} e^{-ly_2} \left\{ k[H_{\nu_2-1}^{(2)}(kx_2) - H_{\nu_2+1}^{(2)}(kx_2)] + 2[\frac{\nu_2}{x_2} - l - \alpha a_B^2 y_2] H_{\nu_2}^{(2)}(kx_2) \right\}, \\ -\mathcal{M}_{21}^{(3,2)} &= \frac{i\sqrt{\pi x_2}}{4} e^{ly_2} \left\{ k[H_{\nu_2-1}^{(1)}(kx_2) - H_{\nu_2+1}^{(1)}(kx_2)] + 2[\frac{\nu_2}{x_2} + l - \alpha a_B^2 y_2] H_{\nu_2}^{(1)}(kx_2) \right\}, \\ -\mathcal{M}_{22}^{(3,2)} &= \frac{i\sqrt{\pi x_2}}{4} e^{-ly_2} \left\{ k[H_{\nu_2-1}^{(1)}(kx_2) - H_{\nu_2+1}^{(1)}(kx_2)] + 2[\frac{\nu_2}{x_2} - l - \alpha a_B^2 y_2] H_{\nu_2}^{(1)}(kx_2) \right\},\end{aligned}$$

with the definitions $x_1 = |\eta_{B-} - \tilde{\eta}_{B-}|$, $y_1 = (\eta_{B-} - \eta_B)$, $x_2 = |\eta_{B+} - \tilde{\eta}_{B+}|$ and $y_2 = (\eta_{B+} - \eta_B)$.

The effects of pre-inflationary phases are encoded in $\mathcal{M}^{(3,2)}$ and $\mathcal{M}^{(2,1)}$. Here, we set the slow-roll parameter of inflation $\epsilon_{inf} \simeq 0$, thus P_T is only relevant with the parameters, α , $\Delta\eta_B$, and ϵ_c , noting that $\epsilon_c \geq 3$ must be satisfied to avoid the cosmic anisotropy problem [30]. We plot P_T in Fig.3 and Fig.4 by altering the values of different parameters. We see that for $k > \mathcal{H}_{B+}$, $P_T \sim k^0$ with a damped oscillation, and is blue shift for small k modes. We may analytically estimate it as follows.

For large k -modes, i.e. $k > \mathcal{H}_{B+}$,

$$\begin{aligned}|c_{3,1} - c_{3,2}|^2 &\approx 1 - \left(\frac{\mathcal{H}_{B+}}{k} - \frac{\alpha a_B^2 \Delta\eta_B}{2k} \right) \sin\left(\frac{2k}{\mathcal{H}_{B+}}\right) \\ &\quad + \left(\frac{\epsilon_c \mathcal{H}_{B+}}{2k} - \frac{3\mathcal{H}_{B+}}{2k} + \frac{\alpha a_B^2 \Delta\eta_B}{2k} \right) \sin\left(\frac{2k}{\mathcal{H}_{B+}} + 2k\Delta\eta_B\right),\end{aligned}\quad (17)$$

which implies P_T is flat and oscillating rapidly with the maximal amplitude at $k \simeq \mathcal{H}_{B+}$, just as showed in Fig.3 and Fig.4. However, if the bounce phase lasts shortly enough, i.e. $\Delta\eta_B \sim 0$, (17) will be reduced to

$$|c_{3,1} - c_{3,2}|^2 \approx 1 - \frac{5\mathcal{H}_{B+}}{2k} \sin\left(\frac{2k}{\mathcal{H}_{B+}}\right) + \frac{\epsilon_c \mathcal{H}_{B+}}{2k} \sin\left(\frac{2k}{\mathcal{H}_{B+}}\right). \quad (18)$$

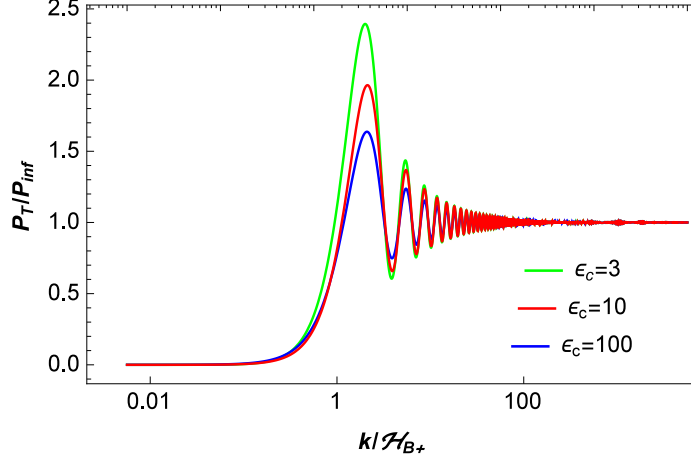


FIG. 3: P_T in Eq.(15) for different ϵ_c . We set $\Delta\eta = 0.2/\mathcal{H}_{B+}$ and $\alpha = 1.8 \times 10^{-3}\mathcal{H}_{B+}^2$.

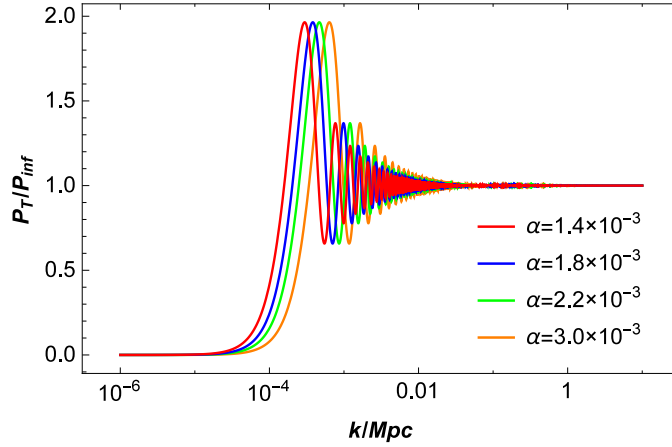


FIG. 4: P_T in Eq.(15) for different α in unit of \mathcal{H}_{B+}^2 . We set $\epsilon_c = 10$ and $\Delta\eta = 0.2/\mathcal{H}_{B+}$.

For small k -modes, i.e. $k < \mathcal{H}_{B+}$,

$$|c_{3,1} - c_{3,2}|^2 \approx \frac{2^{1-\epsilon_c}}{\pi} \Gamma^2\left(\frac{1}{2} - \frac{1}{\epsilon_c-1}\right) (\epsilon_c - 1)^{\frac{2}{\epsilon_c-1}} f(\Delta\eta_B) \left(\frac{k}{\mathcal{H}_{B+}}\right)^{\frac{2\epsilon_c}{\epsilon_c-1}} \sim \left(\frac{k}{\mathcal{H}_{B+}}\right)^{\frac{2\epsilon_c}{\epsilon_c-1}}, \quad (19)$$

which suggests that $P_T \sim \left(\frac{k}{\mathcal{H}_{B+}}\right)^2$ is strongly blue for $\epsilon_c \gg 1$, and $P_T \sim \left(\frac{k}{\mathcal{H}_{B+}}\right)^3$ for $\epsilon_c \simeq 3$.

The result is consistent with that found in [15]. In (19),

$$f(\Delta\eta_B) = \left[\left(1 - \frac{l^2 \Delta\eta_B}{2\mathcal{H}_{B+}}\right) \cosh(l\Delta\eta_B) + \frac{l}{2} \left(\frac{1}{\mathcal{H}_{B+}} - \Delta\eta_B + \frac{l^2}{4\mathcal{H}_{B+}} \Delta\eta_B^2\right) \sinh(l\Delta\eta_B) \right]^2, \quad (20)$$

However, if $\Delta\eta_B \sim 0$, $f(\Delta\eta_B) \sim 1$ and (19) will be reduced to

$$|c_{3,1} - c_{3,2}|^2 \approx \frac{2^{1-\epsilon_c}}{\pi} \Gamma^2\left(\frac{1}{2} - \frac{1}{\epsilon_c-1}\right) (\epsilon_c - 1)^{\frac{2}{\epsilon_c-1}} \left(\frac{k}{\mathcal{H}_{B+}}\right)^{\frac{2\epsilon_c}{\epsilon_c-1}}. \quad (21)$$

IV. A REALISTIC MODEL OF BOUNCE INFLATION

A. Qiu-Wang model

How to implement the bounce before inflation has been still a significant issue. Recently, Qiu and Wang have proposed a realistic bounce inflation model without instabilities [12]. We briefly review it as follows.

The Lagrangian is

$$\mathcal{L} = \left[1 - \frac{2\gamma_1}{(1 + 2\kappa_1\phi^2)^2} \right] X + \frac{\gamma_2 X^2}{(1 + 2\kappa_2\phi^2)^2} - \frac{\gamma_3 X}{(1 + 2\kappa_2\phi^2)^2} \square\phi - V(\phi), \quad (22)$$

where $X = -\partial_\mu\phi\partial^\mu\phi/2$ and

$$V(\phi) = -V_0 e^{c\phi} \left[1 - \tanh\left(\frac{\phi}{\lambda_1}\right) \right] + \Lambda^4 \left(1 - \frac{\phi^2}{v^2}\right)^2 \left[1 + \tanh\left(\frac{\phi}{\lambda_2}\right) \right], \quad (23)$$

and $M_P = 1$, and the values of parameters $\gamma_1, \gamma_2, \gamma_3, \kappa_1, \kappa_2, \lambda_1, \lambda_2, V_0, c, \Lambda$ and v will determine the occurrence of bounce and inflation.

The potential is plotted in upper panels of Fig.6. When $\phi \ll -\lambda_1, 1/\sqrt{\kappa_1}, 1/\sqrt{\kappa_2}$, (22) is

$$\mathcal{L}_c = -\frac{\partial_\mu\phi\partial^\mu\phi}{2} + V_0 e^{c\phi}, \quad (24)$$

which will bring the ekpyrotic contraction with $\epsilon_c = c^2/2 > 3$. The bounce after the ekpyrotic contraction was also studied in [31]. When $\phi \gg -\lambda_1, 1/\sqrt{\kappa_1}, 1/\sqrt{\kappa_2}$, (22) reduces to that of slow-roll inflation

$$\mathcal{L}_{inf} = -\frac{\partial_\mu\phi\partial^\mu\phi}{2} - \Lambda^4 \left(1 - \frac{\phi^2}{v^2}\right)^2. \quad (25)$$

When $|\phi| \simeq 0$, (22) becomes ghost-like. However, there may be not the instabilities, as has been confirmed in [12], see also [32].

We plot the evolution of background in Fig.1 and Fig.5. The evolution of ϕ is plotted in Fig.6. Initially, we require $\phi \ll -\lambda_1, 1/\sqrt{\kappa_1}, 1/\sqrt{\kappa_2}$, and ϕ rolls down along its ekpyrotic-like potential and the universe is contracting. When $t = t_{B-}$, the ekpyrotic contraction ends, and ϕ climbs up along its potential, which is essential so that the inflation can occur subsequently, as showed in original [6]. When ϕ arrives at $\phi \simeq 0$, the bounce will occur. Hereafter, ϕ continues to climb up to the potential hill, and then rolls slowly, the slow-roll inflation starts. The reheating will occur around $\phi \simeq 10$, where ϕ oscillates and decays.

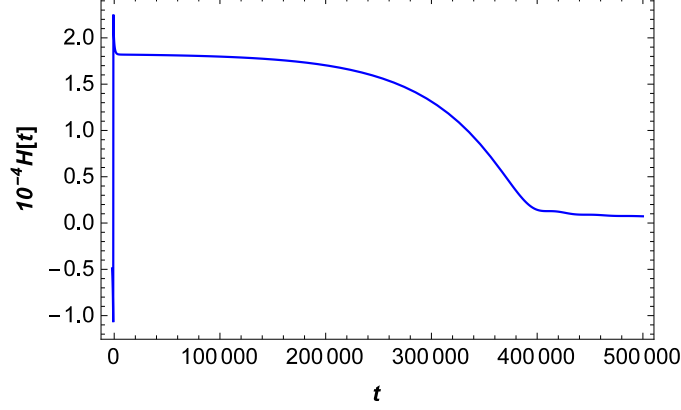


FIG. 5: The evolution of Hubble parameter. We set the value of parameters as $\gamma_1 = 0.6$, $\gamma_2 = 5$, $\gamma_3 = 10^3$, $\kappa_1 = 15$, $\kappa_2 = 10$, $\lambda_1 = 0.1$, $\lambda_2 = 0.1$, $V_0 = 0.7$, $c = \sqrt{20}$, $\Lambda = 1.5 \times 10^{-2}$ and $v = 10$.

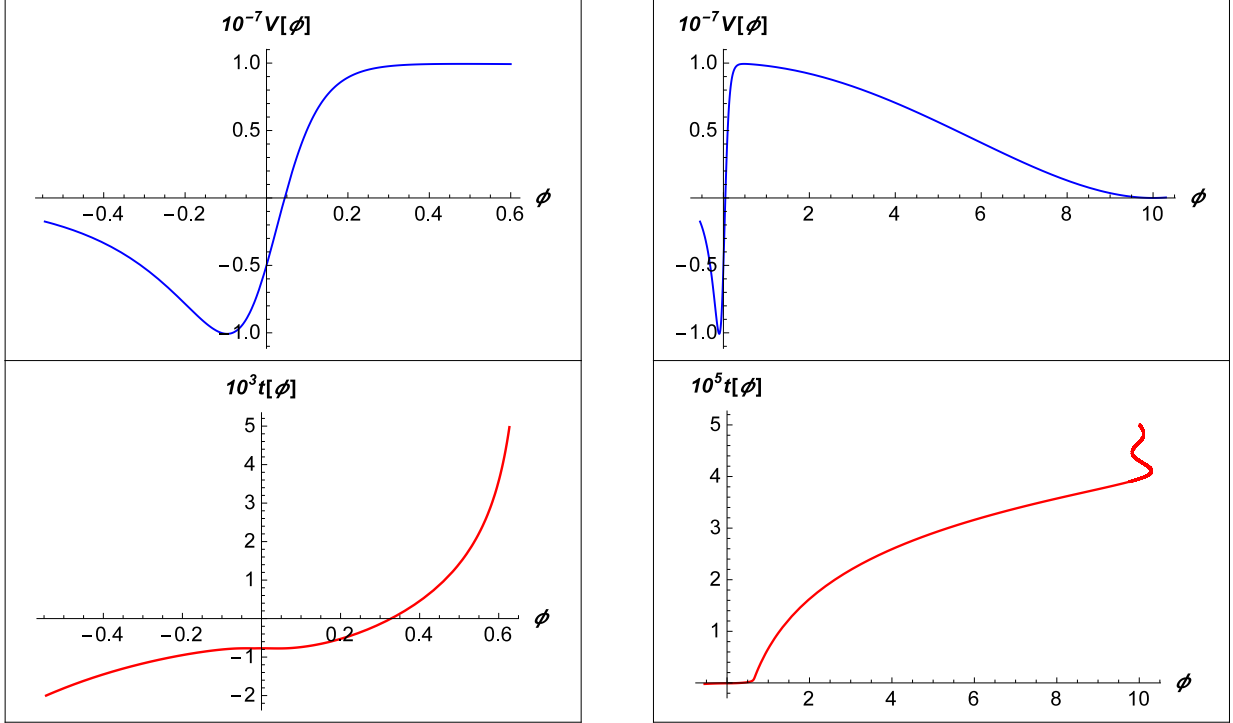


FIG. 6: Plots of potential $V(\phi)$ in (23), and the evolution of scalar field with respect to the physical time.

B. The spectrum of primordial GWs: Numerical result

Here, with the background of Qiu-Wang model, which have been plotted in Fig.1 and Fig.5, we will numerically solve the perturbation equation (3) and plot the spectrum of the primordial GWs.

It is convenient for us to write the perturbation equation with respect to the physical time

$$\frac{d^2 h_k}{dt^2} + 3H(t) \frac{dh_k}{dt} + \frac{k^2}{a^2(t)} h_k = 0, \quad (26)$$

and considering $u_k = \frac{ah_k}{2}$, we have

$$\frac{d^2 u_k}{dt^2} + H(t) \frac{du_k}{dt} + \left[\frac{k^2}{a^2(t)} u_k - H^2(t) - \frac{\ddot{a}}{a} \right] u_k = 0. \quad (27)$$

Initially we have

$$u_k = \frac{1}{\sqrt{2k}} e^{-ik \int \frac{dt}{a}}, \quad \dot{u}_k = -i \sqrt{\frac{k}{2}} \frac{1}{a} e^{-ik \int \frac{dt}{a}}, \quad (28)$$

which suggest

$$h_k = \frac{2}{\sqrt{2ka}} e^{-ik \int \frac{dt}{a}}, \quad \dot{h}_k = -2 \sqrt{\frac{2}{k}} \left(\frac{H(t)}{a} + \frac{ik}{a^2} \right) e^{-ik \int \frac{dt}{a}}. \quad (29)$$

We numerically plot P_T in Fig.7 and Fig.11, which is completely consistent with our analytical result (15). Fig.11 tells us that the bounce phase must be short, otherwise the numerical curve will not overlap with the analytical one. However, our (15) is actually universal, which is independent of whether the bounce is short or not.

In addition, it should be mentioned that after the bounce, a period with $\dot{\phi}^2$ dominated will appear, see Fig.5. This brief period has been often used to argue the suppression of power spectrum, e.g.[13]. However, in bounce inflation scenario, such a period is actually only relevant with the oscillating of spectrum, while the contraction before the bounce results in the suppression of spectrum at large scale, as seen in Eqs.(17) and (19).

V. DISCUSSION

The bounce inflation is successful in solving the initial singularity problem of inflation and is also competitive for explaining the power deficit in CMB at large scale. This might provide us chance to comprehend the origin of inflation thoroughly. There are also other designs to explain the power deficit, such as [33],[34],[35],[36], but not involve the initial singularity problem. The primordial GWs straightly encodes the evolution property of spacetime, thus it is interesting to have a detailed study for it.

We analytically calculated the bounce inflationary GWs. The resulting spectrum is written with the recursive Bogoliubov coefficients including the physics of the bounce phase. The

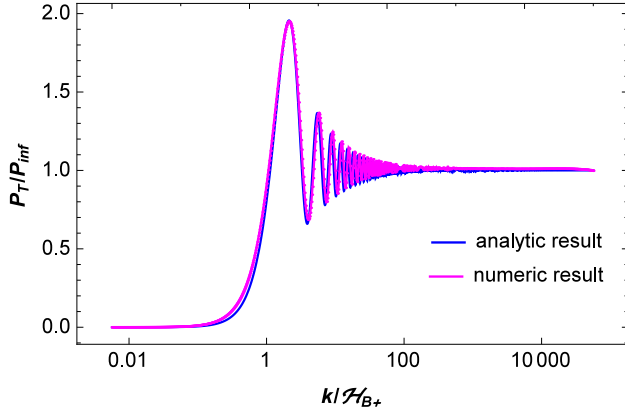


FIG. 7: The numeric GWs spectrum in Qiu-Wang model is compared with our analytical result (15). We set $\epsilon_c \simeq 10$, $\alpha \sim 1.8 \times 10^{-3} \mathcal{H}_{B+}^2$, and $\Delta\eta_B \sim 0.2/\mathcal{H}_{B+}$.

spectrum acquires a large-scale cutoff due to the contraction, while the oscillation around the cutoff scale is quite drastic, which is determined by the details of bounce. We also show that our analytic result is completely consistent with the numerical plotting for a realistic model of bounce inflation.

In original Ref.[6], the perturbation spectrum was calculated without considering the bounce phase, which is controversial, since conventionally it is thought that the bounce should affect the spectrum. However, we find that if the bounce phase lasts shortly enough, the effect of the bounce on the primordial GWs may be negligible, and the calculation without considering the bounce phase is robust.

We should point out that what we applied is the perturbation equation without modifying gravity, which may be implemented only when the null energy condition is broke. However, the physics of bounce phase is unknown, it is obvious that the high-curvature corrections of gravity may also result in the occurrence of bounce, e.g. the Gauss-Bonnet correction [37],[38], and non-local gravity [39], which will inevitably modify the perturbation equation. We find that the corresponding corrections will aggravate the oscillating behavior around the cutoff scale \mathcal{H}_{B+} , however, the spectrum in the regime of $k \ll \mathcal{H}_{B-}$ and $k \gg \mathcal{H}_{B+}$ is hardly affected. We will come back to this issue in upcoming work.

In addition, as has been mentioned, the bounce inflation may also explain a large dipole power asymmetry in CMB at low- l . However, the asymmetry might also appear in CMB B-mode polarization [40],[41]. Moreover, during the bounce, there might be a large parity violation [42]. It is interesting to have a reestimate for the relevant issues.

Series of experiments aiming at detecting GWs have been implemented or will be implemented. Our work suggests that searching primordial GWs at large scale might tell us if the bounce has ever happened before inflation.

Acknowledgments

This work is supported by NSFC, No. 11222546, 11575188, and the Strategic Priority Research Program of Chinese Academy of Sciences, No. XDA04000000.

Appendix A: The effects of u_k continuum and h_k continuum on spectrum

When we do calculations, it is convenience to write h_k as $u_k/2a(\eta)$, since the evolution of u_k satisfies a Bessel equation. However, the real GWs mode is h_k , not u_k . Thus which of u_k or h_k is continuous on the matching surface might be a question needed to be clarified. Our result (15) is based on the continuum of h_k , which we will argue as follows.

We define the phase ‘ i ’ and ‘ $i + 1$ ’ as the conjoint phases, both are matched at η_0 . The perturbations in different phase satisfy

$$\begin{pmatrix} h_i \\ h'_i \end{pmatrix} = \begin{pmatrix} \frac{1}{a_i'} & 0 \\ -\frac{a_i}{a_i'^2} & \frac{1}{a_i} \end{pmatrix} \begin{pmatrix} u_i \\ u'_i \end{pmatrix}, \quad (\text{A1})$$

and

$$\begin{pmatrix} h_{i+1} \\ h'_{i+1} \end{pmatrix} = \begin{pmatrix} \frac{1}{a_{i+1}} & 0 \\ -\frac{a_{i+1}}{a_{i+1}^2} & \frac{1}{a_{i+1}} \end{pmatrix} \begin{pmatrix} u_{i+1} \\ u'_{i+1} \end{pmatrix}, \quad (\text{A2})$$

where the prefactor 2 is neglected. The the continuum of h_k and \dot{h}_k at the matching surface η_0 suggest

$$\begin{pmatrix} h_i \\ h'_i \end{pmatrix} = \begin{pmatrix} h_{i+1} \\ h'_{i+1} \end{pmatrix}. \quad (\text{A3})$$

Thus we have,

$$\begin{pmatrix} u_{i+1} \\ u'_{i+1} \end{pmatrix} = \begin{pmatrix} \frac{1}{a_{i+1}} & 0 \\ -\frac{a_{i+1}}{a_{i+1}^2} & \frac{1}{a_{i+1}} \end{pmatrix}^{-1} \begin{pmatrix} \frac{1}{a_i'} & 0 \\ -\frac{a_i}{a_i'^2} & \frac{1}{a_i} \end{pmatrix} \begin{pmatrix} u_i \\ u'_i \end{pmatrix}. \quad (\text{A4})$$

Finally,

$$u_{i+1} = \frac{a_{i+1}}{a_i} u_i, \quad u'_{i+1} = \left(\frac{a'_{i+1}}{a_i} - \frac{a_{i+1} a'_i}{a_i^2} + \frac{a_{i+1}}{a_i} \right) u'_i. \quad (\text{A5})$$

Generally, $a_{i+1} = a_i$ at the matching surface. Thus if $a'_{i+1} = a'_i$, the continuum of u is equal to that of h .

In Sec.III.D, $a'_{i+1} = a'_i$ is assured. We plot P_T with the continuum of u and h , respectively, in Fig.8, which are completely identical. However, in Appendix B, the bounce phase is neglected, and we have $a'(\eta_{B+}) \simeq -a'(\eta_{B-})$, which indicates that a' is not continuous. We analytically calculate P_T with the continuum of u , and plot it in Fig.9. It is found that the analytical result obtained can't match with the numeric curve accurately.

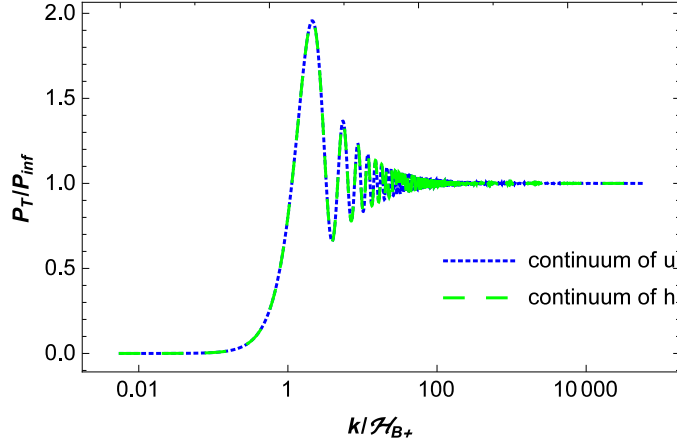


FIG. 8: The results are obtained by considering the continuity of h_k (green curve) and u_k (blue curve), with $\epsilon_c \simeq 10$, $\alpha \sim 1.8 \times 10^{-3} \mathcal{H}_{B+}^2$, and $\Delta\eta_B \sim 0.2/\mathcal{H}_{B+}$.

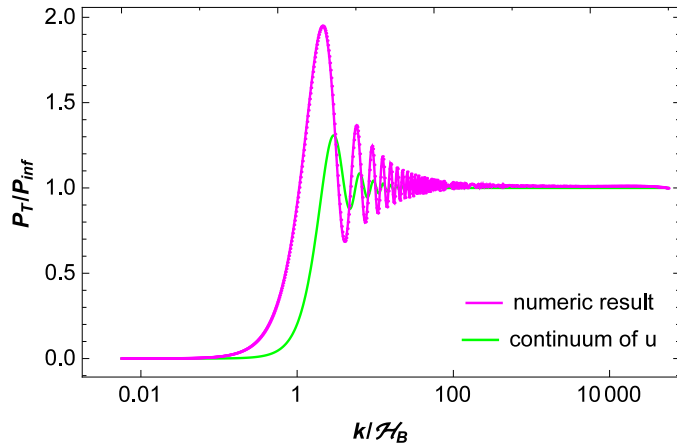


FIG. 9: The numeric result in Sec.IV is compared with the analytical result, which is calculated by considering the continuity of u_k , with $\epsilon_c \simeq 10$.

Appendix B: Is the effect of bounce phase negligible ?

In original idea of bounce inflation [6], the primordial GWs spectrum was calculated by straightly jointing the perturbation solution in the contracting phase to that in the expanding phase. It is interesting to estimate if the effect of bounce phase negligible.

We do not consider the bounce phase, which implies $\Delta\eta = 0$ and $\mathcal{H}_{B+} = \mathcal{H}_{B-} = \mathcal{H}_B$. The spectrum of primordial GWs is still Eq.(15). However, $c_{3,1}$ and $c_{3,2}$ should be determined by straightly matching the solutions (7) and (14). The perturbation γ_{ij} and its time derivative should be continuous through the match surface. Thus we have

$$\begin{pmatrix} c_{3,1} \\ c_{3,2} \end{pmatrix} = \mathcal{N}^{(3,1)} \times \begin{pmatrix} c_{1,1} \\ c_{1,2} \end{pmatrix} \quad (\text{B1})$$

with the matrix $\mathcal{N}^{(3,1)}$

$$\begin{aligned} \mathcal{N}_{11}^{(3,1)} &= \frac{i\pi k\sqrt{x_1x_2}}{8} \left\{ [H_{\nu_1+1}^{(1)}(kx_1) - H_{\nu_1-1}^{(1)}(kx_1)]H_{\nu_2}^{(2)}(kx_2) \right. \\ &\quad \left. + [H_{\nu_2-1}^{(2)}(kx_2) - H_{\nu_2+1}^{(2)}(kx_2)]H_{\nu_1}^{(1)}(kx_1) + \frac{2}{k}\left(\frac{\nu_2}{x_2} - \frac{\nu_1}{x_1}\right)H_{\nu_1}^{(1)}(kx_1)H_{\nu_2}^{(2)}(kx_2) \right\}, \\ \mathcal{N}_{12}^{(3,1)} &= \frac{i\pi k\sqrt{x_1x_2}}{8} \left\{ [H_{\nu_1+1}^{(2)}(kx_1) - H_{\nu_1-1}^{(2)}(kx_1)]H_{\nu_2}^{(2)}(kx_2) \right. \\ &\quad \left. + [H_{\nu_2-1}^{(2)}(kx_2) - H_{\nu_2+1}^{(2)}(kx_2)]H_{\nu_1}^{(2)}(kx_1) + \frac{2}{k}\left(\frac{\nu_2}{x_2} - \frac{\nu_1}{x_1}\right)H_{\nu_1}^{(2)}(kx_1)H_{\nu_2}^{(2)}(kx_2) \right\}, \\ \mathcal{N}_{21}^{(3,1)} &= \frac{i\pi k\sqrt{x_1x_2}}{8} \left\{ [H_{\nu_1-1}^{(1)}(kx_1) - H_{\nu_1+1}^{(1)}(kx_1)]H_{\nu_2}^{(1)}(kx_2) \right. \\ &\quad \left. + [-H_{\nu_2-1}^{(1)}(kx_2) + H_{\nu_2+1}^{(1)}(kx_2)]H_{\nu_1}^{(1)}(kx_1) + \frac{2}{k}\left(\frac{\nu_1}{x_1} - \frac{\nu_2}{x_2}\right)H_{\nu_1}^{(1)}(kx_1)H_{\nu_2}^{(1)}(kx_2) \right\}, \\ \mathcal{N}_{22}^{(3,1)} &= \frac{i\pi k\sqrt{x_1x_2}}{8} \left\{ [H_{\nu_1-1}^{(2)}(kx_1) - H_{\nu_1+1}^{(2)}(kx_1)]H_{\nu_2}^{(1)}(kx_2) \right. \\ &\quad \left. + [-H_{\nu_2-1}^{(1)}(kx_2) + H_{\nu_2+1}^{(1)}(kx_2)]H_{\nu_1}^{(2)}(kx_1) + \frac{2}{k}\left(\frac{\nu_1}{x_1} - \frac{\nu_2}{x_2}\right)H_{\nu_1}^{(2)}(kx_1)H_{\nu_2}^{(1)}(kx_2) \right\}. \end{aligned}$$

For large k -modes, i.e. $k > \mathcal{H}_B$,

$$|c_{3,1} - c_{3,2}|^2 \approx 1 - \frac{5\mathcal{H}_B}{2k} \sin\left(\frac{2k}{\mathcal{H}_B}\right) + \frac{\epsilon_c\mathcal{H}_B}{2k} \sin\left(\frac{2k}{\mathcal{H}_B}\right), \quad (\text{B2})$$

which is correspond to (17). While for small k -modes, i.e. $k < \mathcal{H}_B$, the result is same with (19).

In Fig.10, we plot P_T with (16) and (B1), respectively. Here, $\epsilon_c \simeq 10$. We see that if $\Delta\eta_B \sim 0.2/\mathcal{H}_{B+}$ is set to parameterise the physics of bounce, both curves completely

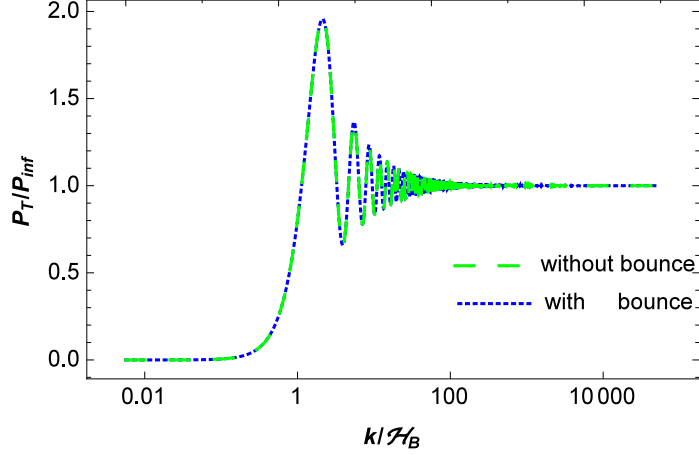


FIG. 10: The spectrum (15) is compared with that without considering the bounce phase. We set $\epsilon_c \simeq 10$, $\alpha \sim 1.8 \times 10^{-3} \mathcal{H}_{B+}^2$, and $\Delta\eta_B \sim 0.2/\mathcal{H}_{B+}$.

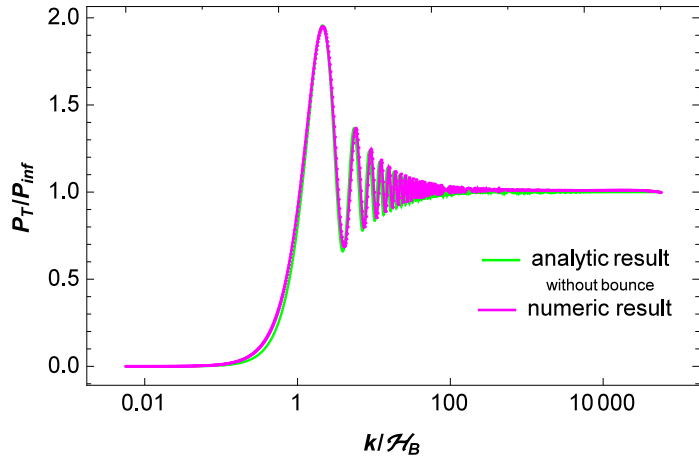


FIG. 11: The numeric GWs spectrum in Sec.IV is compared with our analytical result (B1) without considering the bounce phase. $\epsilon_c \simeq 10$.

overlap. This indicates that if the bounce lasts shortly enough, the effect of the bounce on the primordial GWs may be negligible. It is noticed in Sec.III that in realistic model of bounce inflation, the period of bounce is actually short enough, thus the result without considering the bounce phase is robust, see Fig.11.

[1] A. H. Guth, Phys. Rev. D **23**, 347 (1981).

[2] A. D. Linde, Phys. Lett. B **108**, 389 (1982).

- [3] A. Albrecht and P. J. Steinhardt, Phys. Rev. Lett. **48**, 1220 (1982).
- [4] A. A. Starobinsky, Phys. Lett. B **91**, 99 (1980).
- [5] A. Borde and A. Vilenkin, Phys. Rev. Lett. **72**, 3305 (1994) [gr-qc/9312022].
- [6] Y. -S. Piao, B. Feng and X. -m. Zhang, Phys. Rev. D **69**, 103520 (2004) [hep-th/0310206];
Y. -S. Piao, Phys. Rev. D **71**, 087301 (2005) [astro-ph/0502343]; Y. -S. Piao, S. Tsujikawa
and X. -m. Zhang, Class. Quant. Grav. **21**, 4455 (2004) [hep-th/0312139].
- [7] T. Biswas and A. Mazumdar, Class. Quant. Grav. **31**, 025019 (2014), arXiv:1304.3648 [hep-th].
- [8] Z. G. Liu, Z. K. Guo and Y. S. Piao, Phys. Rev. D **88**, 063539 (2013) [arXiv:1304.6527].
- [9] F. T. Falciano, M. Lilley and P. Peter, Phys. Rev. D **77**, 083513 (2008) [arXiv:0802.1196
[gr-qc]]; M. Lilley, L. Lorenz and S. Clesse, JCAP **1106**, 004 (2011) [arXiv:1104.3494 [gr-qc]].
- [10] J. Mielczarek, JCAP **0811**, 011 (2008) [arXiv:0807.0712 [gr-qc]].
- [11] J. Q. Xia, Y. F. Cai, H. Li and X. Zhang, Phys. Rev. Lett. **112**, 251301 (2014) [arXiv:1403.7623
[astro-ph.CO]].
- [12] T. Qiu, Y.T. Wang [arXiv:1501.03568[astro-ph]];
- [13] Y. Wan, T. Qiu, F. P. Huang, Y. F. Cai, H. Li and X. Zhang, JCAP **1512**, 12, 019 (2015)
[arXiv:1509.08772 [gr-qc]].
- [14] P. A. R. Ade et al. [Planck Collaboration], arXiv:1303.5062[astro-ph.CO]; arXiv:1506.07135
[astro-ph.CO].
- [15] Y. Cai, Y. T. Wang and Y. S. Piao, Phys. Rev. D **92**, 2, 023518 (2015) [arXiv:1501.01730
[astro-ph.CO]].
- [16] D. Battefeld and P. Peter, arXiv:1406.2790[astro-ph.CO].
- [17] J. L. Lehners Class. Quant. Grav. **28**, 204004(2011) [arXiv:1106.0172v1 [hep-th]].
- [18] M. C. Guzzetti, N. Bartolo, M. Liguori and S. Matarrese, arXiv:1605.01615 [astro-ph.CO].
- [19] T. Qiu, J. Evslin, Y. F. Cai, M. Li and X. Zhang, JCAP **1110**, 036 (2011) [arXiv:1108.0593
[hep-th]]; T. Qiu, X. Gao and E. N. Saridakis, Phys. Rev. D **88**, 4, 043525 (2013)
[arXiv:1303.2372 [astro-ph.CO]].
- [20] D. A. Easson, I. Sawicki and A. Vikman, JCAP **1111**, 021 (2011) [arXiv:1109.1047 [hep-th]].
- [21] M. Koehn, J. L. Lehners and B. A. Ovrut, Phys. Rev. D **90**, 025005 (2014) [arXiv:1310.7577
[hep-th]]; L. Battarra, M. Koehn, J. L. Lehners and B. A. Ovrut, JCAP **1407**, 007 (2014);
M. Koehn, J. L. Lehners and B. Ovrut, Phys. Rev. D **93**, 10, 103501 (2016) [arXiv:1512.03807
[hep-th]].

- [22] J. Khoury, J. L. Lehnert and B. Ovrut, Phys. Rev. D **83**, 125031 (2011) [arXiv:1012.3748 [hep-th]].
- [23] M. Koehn, J. L. Lehnert and B. Ovrut, Phys. Rev. D **87**, 6, 065022 (2013) [arXiv:1212.2185 [hep-th]].
- [24] Y. S. Piao, Phys. Rev. D **70**, 101302 (2004) [hep-th/0407258]; Phys. Lett. B **677**, 1 (2009) [arXiv:0901.2644 [gr-qc]]; Phys. Lett. B **691**, 225 (2010) [arXiv:1001.0631 [hep-th]]; J. Zhang, Z. G. Liu and Y. S. Piao, Phys. Rev. D **82** (2010) 123505 [arXiv:1007.2498 [hep-th]].
- [25] T. Biswas and S. Alexander, Phys. Rev. D **80**, 043511 (2009) [arXiv:0812.3182 [hep-th]]; T. Biswas, A. Mazumdar and A. Shafieloo, Phys. Rev. D **82** (2010) 123517 [arXiv:1003.3206 [hep-th]]; W. Duhe and T. Biswas, Class. Quant. Grav. **31** (2014) 155010 [arXiv:1306.6927 [astro-ph.CO]].
- [26] T. Biswas, R. Mayes, C. Lattiyak, Phys. Rev. D **93**, 063505 (2016) [arXiv:1502.05875v1 [gr-qc]].
- [27] S. Banerjee, E. N. Saridakis, arXiv:1604.06932v1 [gr-qc].
- [28] Y. -F. Cai, T. Qiu, Y. -S. Piao, M. Li and X. Zhang, JHEP **0710**, 071 (2007) [arXiv:0704.1090 [gr-qc]].
- [29] Y. F. Cai et.al, JCAP **0803**, 013 (2008) [arXiv:0711.2187 [hep-th]].
- [30] J. K. Erickson, D. H. Wesley, P. J. Steinhardt and N. Turok, Phys. Rev. D **69**, 063514 (2004) [hep-th/0312009].
- [31] M. Osipov and V. Rubakov, JCAP **1311**, 031 (2013) [arXiv:1303.1221 [hep-th]].
- [32] M. Libanov, S. Mironov and V. Rubakov, arXiv:1605.05992 [hep-th].
- [33] C. R. Contaldi, M. Peloso, L. Kofman and A. D. Linde, JCAP **0307**, 002 (2003) [astro-ph/0303636].
- [34] E. Dudas, N. Kitazawa, S. P. Patil and A. Sagnotti, JCAP **1205**, 012 (2012) [arXiv:1202.6630 [hep-th]].
- [35] M. Bouhmadi-Lpez, P. Chen, Y. C. Huang and Y. H. Lin, Phys. Rev. D **87**, 10, 103513 (2013) [arXiv:1212.2641 [astro-ph.CO]].
- [36] M. Cicoli, S. Downes, B. Dutta, F. G. Pedro and A. Westphal, arXiv:1407.0148[hep-th].
- [37] K. Bamba, A. N. Makarenko, A. N. Myagky and S. D. Odintsov, Phys. Lett. B **732**, 349 (2014) [arXiv:1403.3242 [hep-th]]; K. Bamba, A. N. Makarenko, A. N. Myagky and S. D. Odintsov, JCAP **1504**, 04, 001 (2015) [arXiv:1411.3852 [hep-th]].
- [38] J. Haro, A. N. Makarenko, A. N. Myagky, S. D. Odintsov and V. K. Oikonomou, Phys. Rev.

- D **92**, 12, 124026 (2015) [arXiv:1506.08273 [gr-qc]]; V. K. Oikonomou, Phys. Rev. D **92**, 12, 124027 (2015) [arXiv:1509.05827 [gr-qc]].
- [39] T. Biswas, E. Gerwick, T. Koivisto and A. Mazumdar, Phys. Rev. Lett. **108**, 031101 (2012) [arXiv:1110.5249 [gr-qc]]; T. Biswas, A. S. Koshelev, A. Mazumdar and S. Y. Vernov, JCAP **1208**, 024 (2012) [arXiv:1206.6374 [astro-ph.CO]].
- [40] A. A. Abolhasani, S. Baghran, H. Firouzjahi and M. H. Namjoo, Phys. Rev. D **89**, 6, 063511 (2014) [arXiv:1306.6932 [astro-ph.CO]].
- [41] M. H. Namjoo, A. A. Abolhasani, H. Assadullahi, S. Baghran, H. Firouzjahi and D. Wands, JCAP **1505**, 05, 015 (2015) [arXiv:1411.5312 [astro-ph.CO]].
- [42] Y. T. Wang and Y. S. Piao, Phys. Lett. B **741**, 55 (2015) [arXiv:1409.7153 [gr-qc]].