

SOLAR OBLIQUITY INDUCED BY PLANET NINE: SIMPLE CALCULATION

DONG LAI

Cornell Center for Astrophysics and Planetary Science, Department of Astronomy, Cornell University, Ithaca, NY 14853

ABSTRACT

Bailey et al. (2016) and Gomes et al. (2016) recently suggested that the 6 degree misalignment between the Sun’s rotational equator and the orbital plane of the major planets may be produced by the forcing from the hypothetical Planet Nine on an inclined orbit. Here we present a simple but accurate calculation of the effect, which provides a clear description of how the Sun’s spin orientation depends on the property of Planet Nine in this scenario.

Keywords: planets and satellites: dynamical evolution and stability — Planet Nine

1. INTRODUCTION

Batygin & Brown (2016) showed that a hypothetical planet (“Planet Nine”) in the outer solar system can explain several otherwise intriguing orbital properties of distant KBOs. Recently, Bailey et al. (2016) and Gomes et al. (2016) suggested that Planet Nine, which has an inclined orbit relative to the orbital plane of the major planets, may also be responsible for generating the 6° solar obliquity (the misalignment angle between the Sun’s rotational equator and the solar system invariant plane). These studies were based on somewhat formal treatments and involved numerical integrations. In this note we present a pedestrian, but accurate calculation of the solar obliquity generated by Planet Nine. This calculation yields a simple and transparent description of how the solar spin orientation depends on the property of Planet Nine.

2. EXPLICIT ANALYTIC CALCULATION

Batygin & Brown (2016) showed that to explain the spatial clustering of the orbits of distant KBOs, Planet Nine (labeled “ p ”) must have mass $m_p = (5 - 20)m_\oplus$, perihelion distance $q_p = a_p(1 - e_p) \sim 250$ au, significant eccentricity ($e_p \gtrsim 0.5$) and tens of degrees of orbital inclination with respect to the solar system invariant plane. The angular momentum of Planet Nine is $\mathbf{L}_p = L_p \hat{\mathbf{l}}_p$ (where $\hat{\mathbf{l}}_p$ is the unit vector), with

$$L_p = 0.276 L_J \left(\frac{m_p}{10 m_\oplus} \right) \left(\frac{\tilde{a}_p}{400 \text{ au}} \right)^{1/2} (1 - e_p^2)^{1/4}, \quad (1)$$

where L_J is the orbital angular momentum of Jupiter and we have defined the “effective” semi-major axis $\tilde{a}_p \equiv a_p \sqrt{1 - e_p^2}$.

Planet Nine exerts a torque on each of the “canonical” planets (labeled “ j ”, from Mercury to Neptune); this torque tends to induce a retrograde nodal precession of $\hat{\mathbf{l}}_j$ (the orbital angular momentum unit vector of planet

j) around $\hat{\mathbf{l}}_p$ at the characteristic rate

$$\Omega_{jp} = \frac{3m_p}{4M_\star} \left(\frac{a_j}{\tilde{a}_p} \right)^3 n_j, \quad (2)$$

where a_j , n_j are the semi-major axis and mean motion of planet j . Note that Ω_{jp} depends on a_j , so each planet has a different Ω_{jp} . However, since the precession frequency due to mutual planet-planet interactions is much larger than the differential Ω_{jp} , all the canonical planets are strongly coupled, with their angular momentum axes aligned to each other, i.e., $\hat{\mathbf{l}}_j = \hat{\mathbf{l}}$ [see Lai & Pu (2016) for a precise calculation of the mutual inclinations induced by an inclined external perturber]. The orbital angular momentum unit vector $\hat{\mathbf{l}}$ of the canonical solar system planets then evolves according to the equation

$$\frac{d\hat{\mathbf{l}}}{dt} = \Omega_L \cos \theta_p (\hat{\mathbf{l}} \times \hat{\mathbf{l}}_p) = \frac{J}{L_p} \Omega_L \cos \theta_p (\hat{\mathbf{l}} \times \hat{\mathbf{j}}), \quad (3)$$

where θ_p is the inclination of Planet Nine ($\cos \theta_p = \hat{\mathbf{l}} \cdot \hat{\mathbf{l}}_p$), \mathbf{J} is the total angular momentum

$$\mathbf{J} = J \hat{\mathbf{j}} = \mathbf{L} + \mathbf{L}_p = L \hat{\mathbf{l}} + L_p \hat{\mathbf{l}}_p, \quad (4)$$

with $L = \sum_j L_j = 1.624 L_J$ (note that the spin angular momentum of the Sun, $S_\star \sim 0.01 L_J$, is much smaller), and

$$\begin{aligned} \Omega_L &= \frac{\sum_j L_j \Omega_{jp}}{L} = 2.74 \Omega_{Jp} \\ &= \frac{2\pi}{87.5 \text{ Gyr}} \left(\frac{m_p}{10 m_\oplus} \right) \left(\frac{\tilde{a}_p}{400 \text{ au}} \right)^{-3}. \end{aligned} \quad (5)$$

The spin axis $\hat{\mathbf{S}}_\star$ (unit vector) of the Sun evolves due to the torques from all planets,

$$\frac{d\hat{\mathbf{S}}_\star}{dt} = \Omega_{\star ps} \cos \theta_{sl} (\hat{\mathbf{S}}_\star \times \hat{\mathbf{l}}), \quad (6)$$

where θ_{sl} is the angle between $\hat{\mathbf{S}}_\star$ and $\hat{\mathbf{l}}$ and the charac-

teristic spin precession frequency is given by

$$\Omega_{\star\text{ps}} = \sum_j \Omega_{\star j} = \sum_j \frac{3k_{q\star}}{2k_\star} \left(\frac{m_j}{M_\star}\right) \left(\frac{R_\star}{a_j}\right)^3 \Omega_\star. \quad (7)$$

Here $\Omega_\star = 2\pi/P_\star$ is the angular frequency of the Sun, and $k_\star, k_{q\star}$ are defined through the Sun's moment of inertia and quadrupole moment: $I_3 = k_\star M_\star R_\star^2$ and $I_3 - I_1 = k_{q\star} \hat{\Omega}_\star^2 M_\star R_\star^2$, with $\hat{\Omega}_\star = \Omega_\star (GM_\star/R_\star^3)^{-1/2}$. Normalizing to the values $k_\star \simeq 0.06$ and $k_{q\star} \simeq 0.01$ (corresponding to $J_2 = k_{q\star} \hat{\Omega}_\star^2 \simeq 2.2 \times 10^{-7}$; Mecheri et al. 2004), we find

$$\Omega_{\star\text{ps}} = 2.88 \Omega_{\star J} = \frac{2\pi}{55.8 \text{ Gyr}} \lambda_\star \left(\frac{P_\star}{10 \text{ day}}\right)^{-1}, \quad (8)$$

where $\lambda_\star \equiv 6k_{q\star}/k_\star \simeq 1$.

Equations (3) and (6) completely determine the evolution of the spin axis of the Sun. In Eq. (3) we have neglected the torque from the Solar spin on $\hat{\mathbf{l}}$, and in Eq. (6) we have neglected the torque from m_p on $\hat{\mathbf{S}}_\star$; both are excellent approximations.

To solve $\hat{\mathbf{S}}_\star(t)$ analytically, we note that Eqs. (3) implies that $\hat{\mathbf{l}}$ precesses around the constant unit vector $\hat{\mathbf{j}}$ at the rate $-(J/L_p)\Omega_L \cos \theta_p$. We transform Eq. (6) into the frame corotating with $\hat{\mathbf{l}}$, giving

$$\left(\frac{d\hat{\mathbf{S}}_\star}{dt}\right)_{\text{rot}} = \left(\frac{J}{L_p} \Omega_L \cos \theta_p \hat{\mathbf{j}} - \Omega_{\star\text{ps}} \cos \theta_{\text{sl}} \hat{\mathbf{l}}\right) \times \hat{\mathbf{S}}_\star. \quad (9)$$

In this rotating frame, $\hat{\mathbf{j}}$ and $\hat{\mathbf{l}}$ are constant in time, and for $\theta_{\text{sl}} \ll 1$ and constant P_\star ,¹ Eq. (9) describes a uniform rotation of $\hat{\mathbf{S}}_\star$ around a fixed axis (see Lai 2014). We set up a Cartesian coordinate system where $\hat{\mathbf{l}} = \hat{\mathbf{z}}$ and $\hat{\mathbf{l}}_p = -(\sin \theta_p)\hat{\mathbf{y}} + (\cos \theta_p)\hat{\mathbf{z}}$ (so that the polar and azimuthal angles of $\hat{\mathbf{l}}_p$ is θ_p and $\phi_p = 270^\circ$). In this coordinate system, Eq. (9) reduces to

$$\frac{d\hat{S}_{\star x}}{dt} = -\Omega_y \hat{S}_{\star z} + \Omega_z \hat{S}_{\star y}, \quad (10)$$

$$\frac{d\hat{S}_{\star y}}{dt} = -\Omega_z \hat{S}_{\star x}, \quad (11)$$

where

$$\Omega_y = \Omega_L \sin \theta_p \cos \theta_p, \quad (12)$$

$$\Omega_z \simeq \Omega_{\star\text{ps}} - \Omega_L \cos \theta_p \left(\frac{L}{L_p} + \cos \theta_p\right). \quad (13)$$

For $\hat{S}_{\star z} \simeq 1$ (consistent with $\theta_{\text{sl}} \ll 1$), Eqs. (10)-(11) can be solved (assuming that $\hat{\mathbf{S}}_\star$ is aligned with $\hat{\mathbf{l}}$ at $t = 0$):

$$\hat{S}_{\star x} = -\frac{\Omega_y}{\Omega_z} \sin \Omega_z t, \quad \hat{S}_{\star y} = \frac{\Omega_y}{\Omega_z} (1 - \cos \Omega_z t). \quad (14)$$

¹ The rotation rate of the Sun decreases over time due to magnetic braking. The structure parameter λ_\star also changes due to stellar evolution. We ignore these complications and treat λ_\star/P_\star as a free parameter.

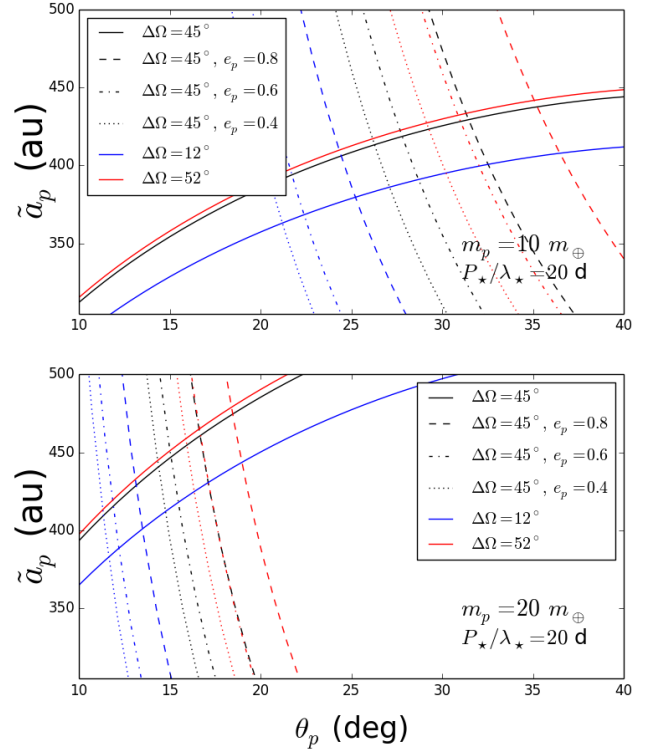


Figure 1. Parameters of Planet Nine required to produce the solar obliquity $\theta_{\text{sl}} = 6^\circ$ and the relative longitude of ascending node $\Delta\Omega$ (between Planet Nine and the solar equator). The effective semi-major axis of Planet Nine $\tilde{a}_p \equiv a_p(1 - e_p^2)^{1/2}$ (where a_p is the semi-major axis) is shown as a function of θ_p , the inclination of Planet Nine relative to the orbital plane of the canonical solar system planets. The mass of Planet Nine is set to $m_p = 10m_\oplus$ (upper panel) and $20m_\oplus$ (lower panel) and the solar rotation parameter is set to $P_\star/\lambda_\star = 20$ days. The three solid lines depict Eq. (17) with three values of $\Delta\Omega$ (covering the allowed range, $12^\circ - 52^\circ$). The dashed and dotted lines depict Eq. (18) for different $\Delta\Omega$ and e_p (the eccentricity of Planet Nine). The intersect of a solid line and a corresponding dashed/dotted line of the same color marks the values of \tilde{a}_p and θ_p (with the corresponding m_p and e_p) required to generate the observed $\theta_{\text{sl}} = 6^\circ$ and $\Delta\Omega$.

Thus the polar and azimuthal angles of $\hat{\mathbf{S}}_\star$ are given by

$$\theta_{\text{sl}} \simeq (\hat{S}_{\star x}^2 + \hat{S}_{\star y}^2)^{1/2} = \left| \frac{2\Omega_y}{\Omega_z} \sin \frac{\Omega_z t}{2} \right|, \quad (15)$$

$$\phi_\star = \tan^{-1} \frac{\hat{S}_{\star y}}{\hat{S}_{\star x}} = \pi - \frac{\Omega_z t}{2}. \quad (16)$$

3. DEPENDENCE AND CONSTRAINT ON PLANET NINE PARAMETERS

For a given P_\star/λ_\star , the values of θ_{sl} and ϕ_\star at $t = 4.5$ Gyrs depend on the parameters of Planet Nine ($\tilde{a}_p, e_p, m_p, \theta_p$) through the combination of two frequencies, Ω_y and Ω_z . Batygin & Brown (2016) suggested that the longitude of ascending node of Planet Nine (relative that of the solar equator), $\Delta\Omega \equiv \phi_p - \phi_\star$, is about 45° and ranges from 12° to 52° . To produce this $\Delta\Omega$ and $\theta_{\text{sl}} = 6^\circ$ over time 4.5 Gyrs, the parameters of Planet

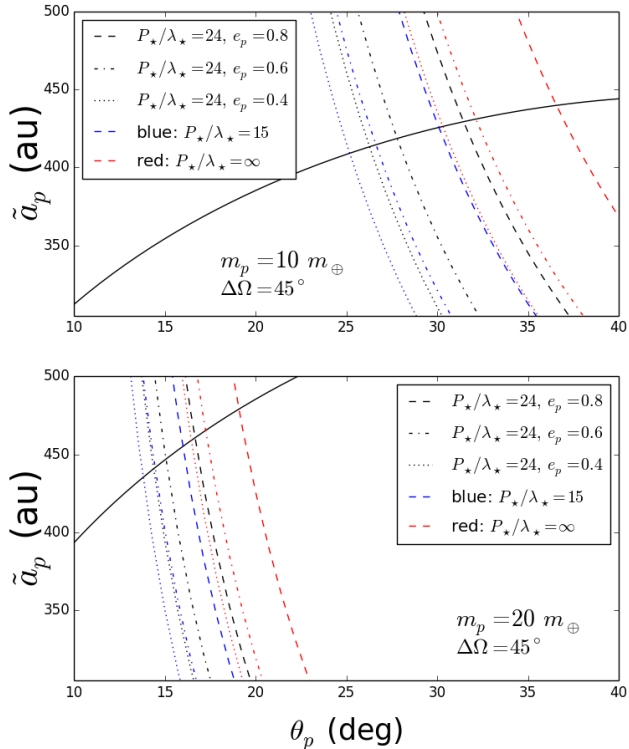


Figure 2. Similar to Fig. 1, except that the different curves correspond to different values of the solar rotation parameter $P_\star/\lambda_\star = 24$ days (black; the current solar rotation period), 15 days (blue) and ∞ (red; implying that the spin axis of the Sun is constant in time, the limit considered by Gomes et al. 2016), all for $\Delta\Omega = 45^\circ$. Note that the solid line (depicting Eq. 17) does not depend on P_\star/λ_\star .

Nine must satisfy the following conditions, derived from Eqs. (15)-(16):

$$\tilde{a}_p \simeq 462 \left(\frac{m_p}{10 m_\oplus} \frac{\sin 2\theta_p}{\hat{\theta}_{sl} f} \right)^{1/3} \text{ au}, \quad (17)$$

$$\frac{L}{L_p} \simeq \left[15g + 4.84\lambda_\star \left(\frac{P_\star}{10 \text{ d}} \right)^{-1} \right] \frac{\sin \theta_p}{\hat{\theta}_{sl} f} - \cos \theta_p, \quad (18)$$

where $L = 1.624L_J$ and L_p is given by Eq. (1), and we have defined

$$\hat{\theta}_{sl} \equiv \frac{\theta_{sl}}{6^\circ}, \quad g \equiv \frac{\pi/2 - \Delta\Omega}{\pi/4}, \quad f \equiv \left| \frac{\pi/2 - \Delta\Omega}{\cos \Delta\Omega} \right|. \quad (19)$$

Figures 1-3 illustrate the parameter space of Planet Nine required produce $\theta_{sl} = 6^\circ$ and $12^\circ < \Delta\Omega < 52^\circ$.

REFERENCES

Bailey, E., Batygin, K., Brown, M.E. 2016, arXiv:1607.03963
 Batygin, K., Brown, M.E. 2016, AJ, 151, 22
 Gomes, R., Deienno, R., Morbidelli, A. 2016, arXiv:1607.05111
 Lai, D. 2014, MNRAS, 440, 3532

Figure 1 shows the effective semi-major axis \tilde{a}_p as a function of θ_p for several values of planet mass and eccentricity, assuming an “averaged” P_\star/λ_\star or 20 days. Figure 2 illustrates how the result depends on the solar rotation parameter P_\star/λ_\star . Figure 3 shows \tilde{a}_p as a function of m_p for several values of θ_p and e_p . In general, a larger m_p requires a smaller θ_p , with a modest change in \tilde{a}_p . There exists a minimum value of θ_p , as indicated by Eq. (18). In all cases, \tilde{a}_p lies in the range between 340 au and 480 au in order to produce the desired solar spin orientation.

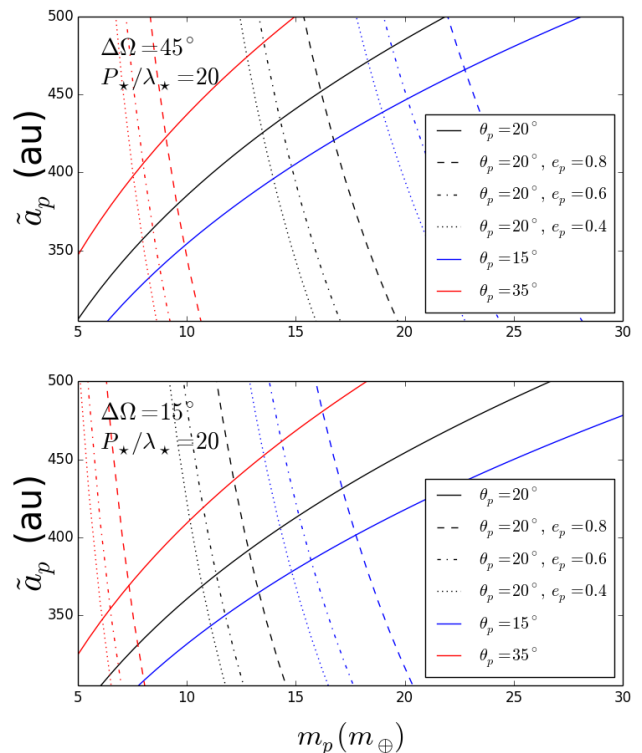


Figure 3. Similar to Fig. 1, except that \tilde{a}_p is shown as a function of m_p for several values of $\Delta\Omega$, θ_p and e_p , as indicated.

ACKNOWLEDGMENTS

This work has been supported in part by NASA grants NNX14AG94G and NNX14AP31G, and a Simons Fellowship from the Simons Foundation.

Lai, D., Pu, B. 2016, arXiv:1606.08855
 Mecheri, R., Abdelatif, T., Irbah, A., Provost, J., Berthomieu, G. 2004, Solar Phys., 222, 191