

The Spin-Half XXZ Antiferromagnet on the Square Lattice Revisited: A High-Order Coupled Cluster Treatment

R.F. Bishop^a, P.H.Y. Li^a, R. Zinke^b, R. Darradi^b, J. Richter^b, D.J.J. Farnell^c, J. Schulenburg^d

^a*School of Physics and Astronomy, Schuster Building, The University of Manchester, Manchester, M13 9PL, UK*

^b*Institute for Theoretical Physics, Otto-von-Guericke University Magdeburg, P.O.B. 4120, 39016 Magdeburg, Germany*

^c*School of Dentistry, Cardiff University, Cardiff CF14 4XY, Wales, UK*

^d*Computing Center, Otto-von-Guericke University Magdeburg, P.O.B. 4120, 39016 Magdeburg, Germany*

Abstract

We use the coupled cluster method (CCM) to study the ground-state properties and lowest-lying triplet excited state of the spin-half XXZ antiferromagnet on the square lattice. The CCM is applied to it to high orders of approximation by using an efficient computer code that has been written by us and which has been implemented to run on massively parallelized computer platforms. We are able therefore to present precise data for the basic quantities of this model over a wide range of values for the anisotropy parameter Δ in the range $-1 \leq \Delta < \infty$ of interest, including both the easy-plane ($-1 < \Delta < 1$) and easy-axis ($\Delta > 1$) regimes, where $\Delta \rightarrow \infty$ represents the Ising limit. We present results for the ground-state energy, the sublattice magnetization, the zero-field transverse magnetic susceptibility, the spin stiffness, and the triplet spin gap. Our results provide a useful yardstick against which other approximate methods and/or experimental studies of relevant antiferromagnetic square-lattice compounds may now compare their

Email addresses: raymond.bishop@manchester.ac.uk (R.F. Bishop), peggyhyli@gmail.com (P.H.Y. Li), RonaldQZinke@web.de (R. Zinke), Johannes.Richter@physik.uni-magdeburg.de (J. Richter), FarnellD@cardiff.ac.uk (D.J.J. Farnell), Joerg.Schulenburg@URZ.Uni-Magdeburg.DE (J. Schulenburg)

own results. We also focus particular attention on the behaviour of these parameters for the easy-axis system in the vicinity of the isotropic Heisenberg point ($\Delta = 1$), where the model undergoes a phase transition from a gapped state (for $\Delta > 1$) to a gapless state (for $\Delta \leq 1$), and compare our results there with those from spin-wave theory (SWT). Interestingly, the nature of the criticality at $\Delta = 1$ for the present model with spins of spin quantum number $s = \frac{1}{2}$ that is revealed by our CCM results seems to differ qualitatively from that predicted by SWT, which becomes exact only for its near-classical large- s counterpart.

Keywords: XXZ antiferromagnet, Square lattice, Easy-plane and easy-axis, Low-energy parameters, Spin gap, Coupled cluster method

1. Introduction

The antiferromagnetic XXZ model on the square lattice is an important model that is used to describe antiferromagnetic insulators. The Hamiltonian for this system is given by

$$\mathcal{H} = \sum_{\langle i,j \rangle} [s_i^x s_j^x + s_i^y s_j^y + \Delta s_i^z s_j^z] , \quad (1)$$

where the index i runs over all N sites on the infinite ($N \rightarrow \infty$) square lattice and the sum on $\langle i, j \rangle$ runs over all nearest-neighbour bonds on this lattice (counting each bond once only). Each site i of the lattice carries a quantum spin $\mathbf{s}_i \equiv (s_i^x, s_i^y, s_i^z)$, with $\mathbf{s}_i^2 = s(s+1)$, and where the spin components obey the usual $SU(2)$ commutation relations. We shall be interested here specifically in the case $s = \frac{1}{2}$ only. For the classical version ($s \rightarrow \infty$) of the model, it is trivial to see that for $|\Delta| > 1$ the energy is minimized (in this easy-axis case) when the spins align in the spin-space z direction, to give a ferromagnetic ground state for $\Delta < -1$ and an antiferromagnetic Néel ground state for $\Delta > 1$. Conversely, for values $|\Delta| < 1$ in the easy-plane regime, the classical ground state is again a Néel state, but now with the spins aligned parallel or antiparallel to some arbitrary direction in the xy spin plane. The classical ground-state energy per spin, $e_0^{\text{cl}} \equiv E_0^{\text{cl}}/N$, is thus

$$e_0^{\text{cl}} = \begin{cases} -2s^2 & ; \quad |\Delta| < 1 \\ -2s^2|\Delta| & ; \quad |\Delta| > 1 \end{cases} , \quad (2)$$

for classical spins of length s . Whereas the ferromagnetic state is also an eigenstate of the quantum Hamiltonian for any value of the spin quantum number s , this is not the case for either of the Néel states, and the role of quantum fluctuations now becomes important for finite value of s .

Increasing experimental effort has been expended to investigate layered quantum magnets, and precise theoretical results for the fundamental quantities, such as the ground-state energy, the sublattice magnetization, the spin stiffness, and the uniform transverse magnetic susceptibility, are therefore desirable for the antiferromagnetic XXZ model on the square lattice. In particular, the spin-half XXZ antiferromagnet on the square lattice has attracted much attention in relation to the magnetic properties of the parent compounds of high-temperature cuprate superconductors [1, 2].

The properties of two-dimensional (2D) bipartite (i.e., geometrically unfrustrated) lattice quantum spin systems may be investigated by using a variety of approximate techniques (see, e.g., Refs. [1, 3]). Foremost among these for 2D unfrustrated quantum spin systems are various quantum Monte Carlo (QMC) simulation methods (see, e.g., Refs. [4–11]). Other approximate techniques that may be applied in order to simulate the properties of 2D quantum magnets include spin-wave theory (SWT) [12–19], exact diagonalizations (ED) [11, 20–24] on small finite-sized lattices, and series expansion (SE) methods [12, 15, 25]. Another versatile method of *ab initio* quantum many-body theory that has been shown over the last two decades to give consistently reliable and accurate results for 2D quantum magnetic systems at zero temperature is provided by the coupled cluster method (CCM) [24, 26–54]. In particular, the use of computer-algebraic implementations [31, 33, 37] of the CCM for spin-lattice problems has increased the accuracy of the method greatly. It has been demonstrated conclusively in a series of recent studies (see, e.g., [24, 36, 40–44, 47–49]) that the CCM gives reliable results even in the vicinity of quantum phase transition points for a host of quantum magnetic systems. Hence, the CCM applied to high orders of approximation is a good choice in order to provide accurate results for 2D quantum magnetic systems. In this paper we present CCM results for the ground-state energy, the sublattice magnetization, the zero-field, uniform transverse magnetic susceptibility, the spin stiffness, and the spin gap over a wide range of values of the anisotropy parameter Δ for the Hamiltonian given in Eq. (1).

We start with a brief description of the CCM formalism in Sec. 2, and then we go on to describe the application of the method to the spin-half

XXZ model on the square lattice in Sec. 3. We present our results in Sec. 4, where we also provide a discussion of their implications. All results are presented in graphical and tabular formats in order to provide a straightforward quantitative “reference” data set, against which results from other approximate methods or from experiment for relevant magnetic materials may be compared. We conclude with a summary and discussion in Sec. 5.

2. Method

The details of both the fundamental and practical aspects involved in applying the high-order CCM formalism to lattice quantum spin systems are given, e.g., in Refs. [27, 31–33, 35, 37, 38, 43]. For the sake of brevity, we outline here only some important features of the CCM. First we mention that the CCM provides results in the infinite-lattice limit $N \rightarrow \infty$ from the outset, since it obeys the important Goldstone linked-cluster theorem at any level of approximate implementation. The ket and bra ground-state eigenvectors, $|\Psi\rangle$ and $\langle\tilde{\Psi}|$, are parametrized within the single-reference CCM as follows

$$\begin{aligned} |\Psi\rangle &= e^S |\Phi\rangle \quad ; \quad S = \sum_{I \neq 0} \mathcal{S}_I C_I^+ , \\ \langle\tilde{\Psi}| &= \langle\Phi| \tilde{\mathcal{S}} e^{-S} \quad ; \quad \tilde{\mathcal{S}} = 1 + \sum_{I \neq 0} \tilde{\mathcal{S}}_I C_I^- , \end{aligned} \quad (3)$$

where $|\Phi\rangle$ is a suitably chosen single normalized model or reference state. The ground-state ket- and bra-state Schrödinger equations for a general Hamiltonian H are given by $H|\Psi\rangle = E_0|\Psi\rangle$ and $\langle\tilde{\Psi}|H = E_0\langle\tilde{\Psi}|$. State normalizations are chosen so that $\langle\tilde{\Psi}|\Psi\rangle = \langle\Phi|\Psi\rangle = \langle\Phi|\Phi\rangle = 1$. The reference state $|\Phi\rangle$ is required to have the property of being a cyclic vector with respect to two well-defined Abelian subalgebras of *multi-configurational* creation operators $\{C_I^+\}$ and their Hermitian-adjoint destruction counterparts $\{C_I^- \equiv (C_I^+)^\dagger\}$, such that $\langle\Phi|C_I^+ = 0 = C_I^-|\Phi\rangle$, $\forall I \neq 0$. These conditions ensure the automatic fulfillment of the above normalization conditions. The set-index I denotes here a set of single-spin configurations, and the states $C_I^+|\Phi\rangle$ span the Hilbert space. By definition, $C_0^+ \equiv 1$, the identity operator. The correlation coefficients \mathcal{S}_I are calculated by minimizing the ground-state energy expectation value functional $\bar{H} = \langle\tilde{\Psi}|H|\Psi\rangle = \bar{H}[\mathcal{S}_I, \tilde{\mathcal{S}}_I]$ with respect to $\tilde{\mathcal{S}}_I$, thus leading to a coupled set of ket-state equations given by $\langle\Phi|C_I^- e^{-S} H e^S |\Phi\rangle = 0$, $\forall I \neq 0$.

The correlation coefficients $\tilde{\mathcal{S}}_I$ are similarly found by minimizing \tilde{H} with respect to \mathcal{S}_I , thus leading to $\langle \Phi | \tilde{\mathcal{S}} (e^{-S} H e^S - E_0) C_I^+ | \Phi \rangle = 0, \forall I \neq 0$. An equivalent form of this latter equation is given by $\langle \Phi | \tilde{\mathcal{S}} e^{-S} [H, C_I^+] e^S | \Phi \rangle = 0$.

An excited state $|\Psi_e\rangle$ is parametrized within the CCM by applying an excitation operator X^e linearly to the ground state $|\Psi\rangle$, such that

$$|\Psi_e\rangle = X^e e^S |\Phi\rangle \ ; \ X^e = \sum_{I \neq 0} \mathcal{X}_I^e C_I^+ \ . \quad (4)$$

From the Schrödinger equation, $H|\Psi_e\rangle = E_e|\Psi_e\rangle$, it follows that

$$e^{-S} [H, X^e] e^S |\Phi\rangle = \varepsilon X^e |\Phi\rangle \ , \quad (5)$$

where $\varepsilon \equiv (E_e - E_0)$ is the excitation energy. We now project Eq. (5) on the left with the state $\langle \Phi | C_I^-$, and use that the states labeled by the indices I are, as usual, orthonormalized, $\langle \Phi | C_I^- C_J^+ | \Phi \rangle = \delta(I, J)$, to yield the generalized set of eigenvalue equations

$$\langle \Phi | C_I^- e^{-S} [H, X^e] e^S |\Phi\rangle = \varepsilon \mathcal{X}_I^e \ , \quad (6)$$

which we solve in order to obtain ε . In the present case we will be interested specifically in the case when $|\Psi_e\rangle$ is the lowest-lying triplet excited state, above the spin-singlet ground state $|\Psi\rangle$, and ε is hence the (triplet) spin gap.

The CCM formalism is exact in the limit of inclusion of all possible multi-spin clusters within the ground- and excited-state operators [i.e., by inclusion of all multi-spin configurations I in the sums in Eqs. (3) and (4)], although this is usually impossible to achieve practically. The so-called LSUB m approximation scheme is used here for both the ground and excited states. This approximation scheme uses all multi-spin correlations over all distinct cluster locales on the lattice defined by m or fewer contiguous sites. Such locales (or lattice animals) of size m are said to be contiguous if every site in the cluster is nearest-neighbour to at least one other. We select equivalent levels of LSUB m approximation for both the ground and excited states. However, we remark that for our calculation of the (triplet) spin gap the choice of clusters for the lowest-lying (triplet) excited state is different from those for the ground state because we know that the ground state lies in the $s_T^z (\equiv \sum_{i=1}^N s_i^z) = 0$ subspace, whereas the lowest-lying triplet excited state in terms of energy must have $s_T^z = \pm 1$. Hence, we only use configurations in the excited-state operator X^e that change the total spin by one. We find

that the number of configurations for the excited state is larger than for the ground state at all levels of LSUB m approximation. The number of terms in the corresponding equation systems is correspondingly larger, and so the calculation of the excited state is more difficult computationally than that of the ground state.

The LSUB m approximation scheme allows the systematic analysis of CCM data as a function of the level of approximation m , without any further approximations being made. We extrapolate the individual LSUB m data to the limit $m \rightarrow \infty$ in order to form accurate estimates of all expectation values. The general form for extrapolating LSUB m results in the limit $m \rightarrow \infty$ is given by $A(m) = A_0 + A_1(1/m)^{\nu_1} + A_2(1/m)^{\nu_2}$, where the (fixed) leading exponents ν_1 and ν_2 ($> \nu_1$) may be different for the different quantities to be extrapolated (and see Sec. 3 for details). Finally, we note that at any LSUB m level of approximation the CCM exactly fulfills both the Goldstone linked-cluster theorem and the very important Hellmann-Feynman theorem.

3. The CCM applied to the XXZ Model

We recall that the spin-half XXZ antiferromagnetic model on the square lattice with nearest-neighbour interactions is given by Eq. (1). Here we use the quasiclassical z -aligned Néel state as the model state $|\Phi\rangle$ for values of the anisotropy parameter in the range $\Delta \geq 1$, whereas we use a Néel state aligned in the xy plane for $-1 \leq \Delta \leq 1$. Both reference states give identical results for the rotationally invariant model at $\Delta = 1$. It is convenient to carry out a transformation of the local spin axes on each site such that all spins in each reference state align along the negative z axis. A complete set of multi-spin creation operators may then be formed with respect to every model state, and we note that this set of *multi-configurational* creation operators with respect to the rotated coordinate frame is defined by $\{C_I^+ = s_{i_1}^+ s_{i_2}^+ \cdots s_{i_n}^+ ; n = 1, 2, \dots, 2sN\}$, where $s_k^\pm \equiv s_k^x \pm i s_k^y$. As we are henceforth interested only in the case $s = \frac{1}{2}$, we note that no site index i_k contained in any retained cluster index I may appear more than once. In the LSUB m approximation for the present $s = \frac{1}{2}$ case therefore, we retain in the sums over multi-spin configurations I in Eqs. (3) and (4) only those terms involving the set-indices $I = \{i_1, i_2, \dots, i_n ; n = 1, 2, \dots, N\}$ where $n \leq m$, and where each site index $i_k \in I$ is nearest-neighbour to at least one other site index $i_l \in I$.

For the z -aligned Néel model state we perform a rotation of all “up-pointing” spins (say, on the B sublattice) by 180° about the y -axis. The

transformation of the local axes of the B -sublattice spins is given by

$$s_j^x \rightarrow -s_j^x, \quad s_j^y \rightarrow s_j^y, \quad s_j^z \rightarrow -s_j^z. \quad (7)$$

The local spin axes of the “down-pointing” spins (say, on the A sublattice) do not need to be rotated. The Hamiltonian of Eq. (1) within the rotated coordinate frame is given by

$$\mathcal{H} = -\frac{1}{2} \sum_{\langle i,j \rangle} [s_i^+ s_j^+ + s_i^- s_j^- + 2\Delta s_i^z s_j^z], \quad (8)$$

for the Néel model state with spins aligned in the z direction and with respect to the rotated spin axes.

We use the Néel state with spins aligned along the x axis as the model state in the regime given by $-1 \leq \Delta \leq 1$. We rotate the axes of the left-pointing spins (i.e., those pointing along the negative x -direction on, say, sublattice A) by 90° about the y axis, whereas we rotate the axes of the right-pointing (i.e., those pointing along the positive x -direction on, say, sublattice B) spins by 270° about the y axis. The corresponding transformation of the local spin axes on sublattice A is given by

$$s_i^x \rightarrow -s_i^z, \quad s_i^y \rightarrow s_i^y, \quad s_i^z \rightarrow s_i^x; \quad (9)$$

and the corresponding transformation of the local spin axes on sublattice B is given by

$$s_j^x \rightarrow s_j^z, \quad s_j^y \rightarrow s_j^y, \quad s_j^z \rightarrow -s_j^x. \quad (10)$$

The Hamiltonian of Eq. (1) is then given by

$$\mathcal{H} = -\frac{1}{4} \sum_{\langle i,j \rangle} [(\Delta + 1)(s_i^+ s_j^+ + s_i^- s_j^-) + (\Delta - 1)(s_i^+ s_j^- + s_i^- s_j^+) + 4s_i^z s_j^z], \quad (11)$$

for the Néel model state with spins aligned in the xy plane and with respect to the rotated spin axes.

We are able to evaluate ground-state expectation values of arbitrary operators once the values for the bra- and ket-state correlation coefficients, $\tilde{\mathcal{S}}_I$ and \mathcal{S}_I respectively, have been determined (at a given level of approximation), as described in Sec. 2. The ground-state energy per spin is given, uniquely, in terms of the coefficients $\{\mathcal{S}_I\}$ alone, by

$$e_0 \equiv \frac{E_0}{N} = \frac{1}{N} \langle \Phi | e^{-S} H e^S | \Phi \rangle. \quad (12)$$

The sublattice magnetization is given in terms of the rotated spin coordinates for *both* model states by

$$M = -\frac{1}{N} \langle \tilde{\Psi} | \sum_{i=1}^N s_i^z | \Psi \rangle = -\frac{1}{N} \langle \Phi | \tilde{S} e^{-S} \left(\sum_{i=1}^N s_i^z \right) e^S | \Phi \rangle . \quad (13)$$

The classical ($s \rightarrow \infty$) version of the model has a sublattice magnetization $M_{\text{cl}} = s$ for each of the ground-state phases. For the quantum version, when s takes a finite value, M remains equal to its classical value only in the ferromagnetic phase. For each of the two Néel phases one expects that quantum fluctuations will reduce the value of M below its classical counterpart.

The transverse uniform magnetic susceptibility may be calculated within the CCM by using the method outlined in Refs. [43, 53] for the square- and triangular-lattice Heisenberg antiferromagnet. However, it is useful to note here briefly that we add an appropriate transverse magnetic field term to the Hamiltonian of Eq. (1), namely: $-\lambda \sum_i s_i^x$ for the z -aligned Néel reference state ($\Delta \geq 1$); or, $-\lambda \sum_i s_i^z$ for the x -aligned Néel reference state ($|\Delta| \leq 1$), both in units where the gyromagnetic ratio $g\mu_B/\hbar = 1$. Spins are now allowed to cant at an angle, and this angle tends to zero in the limit $\lambda \rightarrow 0$. The precise nature of the canted model states and the solution of the associated CCM problem is described in detail in Refs. [43, 53]. The uniform transverse magnetic susceptibility is then defined as usual by the relation

$$\chi(\lambda) = -\frac{1}{N} \frac{d^2 E_0}{d\lambda^2} , \quad (14)$$

where we now calculate the ground-state energy, $E_0 = E_0(\lambda)$, in the presence of the applied magnetic field. The zero-field susceptibility, $\chi \equiv \chi(0)$, may be calculated from the small- λ expansion,

$$\frac{E_0(\lambda)}{N} = \frac{E_0(\lambda=0)}{N} - \frac{1}{2} \chi \lambda^2 + \mathcal{O}(\lambda^4) . \quad (15)$$

For the classical version of the model it is easy to show that χ takes the same value,

$$\chi_{\text{cl}} = \frac{1}{4(1+\Delta)} ; \quad -1 < \Delta < \infty , \quad (16)$$

in both ground-state Néel phases, independent of the length s of the classical spins.

The calculation of the spin stiffness ρ_s using the CCM is described in Refs. [38, 39, 42, 52, 53]. The spin stiffness measures the increase in the amount of energy for a magnetically long-range ordered system when a helical “twist” of magnitude θ per unit length is imposed on the spins, in a given direction. In this case the ground-state energy per spin is given by

$$\frac{E_0(\theta)}{N} = \frac{E_0(\theta = 0)}{N} + \frac{1}{2}\rho_s\theta^2 + \mathcal{O}(\theta^4) \quad , \quad (17)$$

where $E_0(\theta)$ is the ground-state energy as a function of the imposed twist, (see, e.g., Refs. [55–57] for details). Again, we use a rotation of the local spin at site i by an appropriate angle δ_i such that the local spin axes for the now helical reference state appear mathematically to align along the (negative) z axis (for details see Refs. [38, 39]). The helical state lies in the xy plane for $\Delta \leq 1$, and is thus well-defined to give a unique determination of ρ_s . For the classical version of the model it is simple to show that ρ_s takes the classical value,

$$\rho_s^{\text{cl}} = s^2 \quad ; \quad -1 < \Delta < 1 \quad , \quad (18)$$

for classical spins of length s , in units where the nearest-neighbour spacing on the square lattice has been set to unity. By contrast, the spin stiffness is ill-defined for $\Delta > 1$ because the helical state lies in the xz plane. The easy-axis anisotropy therefore adds an energy contribution proportional to $\cos(\delta_i)$, and so the energy depends on the individual angles δ_i relative to the easy axis.

As already outlined briefly in Sec. 2, as a final step we need to extrapolate our LSUB m estimates for all physical quantities to the limit $m \rightarrow \infty$ where the method becomes exact. Although exactly provable rules are not known for these extrapolations, robust empirical rules do exist, and these rules have successfully been tested for a wide range of quantum magnetic systems [33, 35, 38, 39, 43, 51, 53]. We use the “standard” rules in order to extrapolate all expectation values, namely: the ground-state energy per spin $e_0 \equiv E_0/N$ using $e_0(m) = a_0 + a_1/m^2 + a_2/m^4$; the sublattice magnetization using $M(m) = b_0 + b_1/m + b_2/m^2$; the zero-field, uniform transverse magnetic susceptibility using $\chi(m) = c_0 + c_1/m + c_2/m^2$; the spin stiffness using $\rho_s(m) = d_0 + d_1/m + d_2/m^2$; and the spin gap using $\varepsilon(m) = f_0 + f_1/m + f_2/m^2$.

The numbers, $N_f = N_f(m)$, of distinct (fundamental) configurations I that are retained in the summations for both the ground state in Eq. (3) and the excited state in Eq. (4) at a given LSUB m level of approximation are

reduced by utilizing the space- and point group symmetries of the Hamiltonian and the model state, together with any conservation laws that pertain to both the Hamiltonian and the specific model state being used (viz., specifically here for s_7^z). We are able to compute data up to the order LSUB12 for the ground-state energy e_0 , the sublattice magnetization M , and the spin gap ε using the high-order CCM code [58]. The maximum number of fundamental ground-state configurations used in our calculations is $N_f(12) = 4\,248\,225$, and this calculation was carried out for the planar Néel model ground state at the LSUB12 level of approximation. The solution of the LSUB m equations is more challenging for the susceptibility χ and the spin stiffness ρ_s because less symmetries can be used in these cases. As a result we can calculate the magnetic susceptibility and the spin stiffness only up to the LSUB10 level of approximation. Finally, we extrapolate our LSUB m results for the ground-state energy e_0 , the sublattice magnetization M , and the spin gap ε by using data for $m = \{4, 6, 8, 10\}$ and then separately also by using data for $m = \{4, 6, 8, 10, 12\}$. In this manner, we provide two sets of extrapolated values for e_0 , M , and ε . By comparing these two sets of estimates, we obtain an estimate of the precision of these extrapolated quantities. We refer to extrapolated results using LSUB m results for $m = \{4, 6, 8, 10\}$ and $m = \{4, 6, 8, 10, 12\}$ as LSUB ∞ (1) and LSUB ∞ (2), respectively.

We remark that the results presented in this article are carried out to much higher levels of LSUB m approximation than those presented in previous CCM investigations of the XXZ model [28–30, 45], where the highest order of approximation was the LSUB8 approximation. The consequent accuracy of our results is thus significantly higher than those presented in Refs. [28–30, 45]. Moreover, a systematic study of the magnetic susceptibility and the spin stiffness of the XXZ model was not presented in these earlier studies.

4. Results

We first show in Figs. 1 and 2 our CCM results for the ground-state energy per site, $e_0 \equiv E_0/N$, and the ground-state sublattice magnetization M pertaining to the spin- $\frac{1}{2}$ Hamiltonian of Eq. (1) on the square lattice. In both figures we show results obtained in LSUB m approximations with $m = 4, 6, 8, 10, 12$, using as CCM model states an x -aligned Néel state in the range $-1 < \Delta < 1$ and a z -aligned Néel state in the range $\Delta > 1$ of the anisotropy parameter.

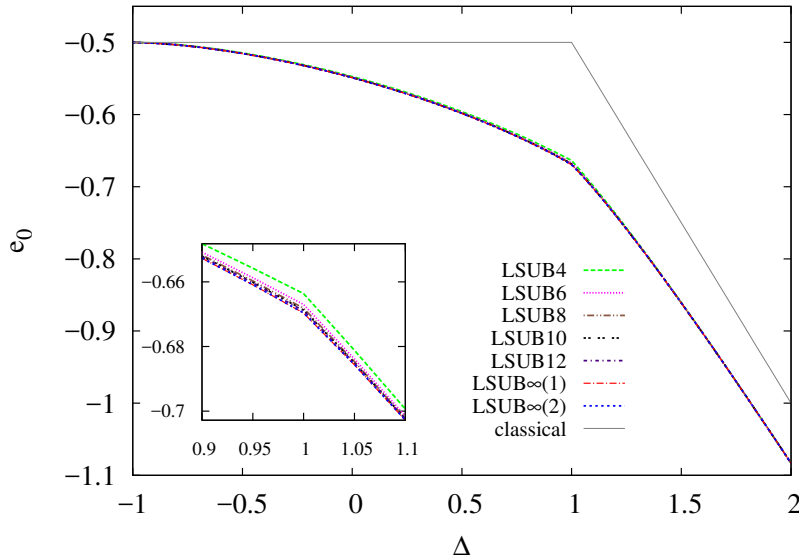


Figure 1: The ground-state energy per site $e_0 \equiv E_0/N$ for the spin- $\frac{1}{2}$ XXZ antiferromagnet on the square lattice as a function of the anisotropy parameter Δ . The CCM model states used are Néel states aligned respectively in the x direction for $-1 \leq \Delta \leq 1$ and in the z direction for $\Delta \geq 1$. We show CCM LSUB m results for $m = 4, 6, 8, 10, 12$, together with extrapolated LSUB $\infty(1)$ and LSUB $\infty(2)$ results based on the data sets $m = \{4, 6, 8, 10\}$ and $m = \{4, 6, 8, 10, 12\}$, respectively. Note that in the main panel the lines practically coincide. The inset shows the region near $\Delta = 1$ in more detail. We also show the corresponding classical result from Eq. (2) with $s = \frac{1}{2}$.

We note that these model states provide exact ground states of the Hamiltonian of Eq. (1) in the respective limits $\Delta = -1$ and $\Delta \rightarrow \infty$ (the Ising limit). Thus, exact results for all ground-state quantities are achieved for these two limiting cases at all LSUB m levels of approximation (viz., $e_0 = -\frac{1}{2}$ and $M = \frac{1}{2}$ at $\Delta = -1$, and $e_0 = -\frac{1}{2}\Delta$ and $M = \frac{1}{2}$ at $\Delta = \infty$). In each of Figs. 1 and 2 we also show two sets of extrapolated (LSUB ∞) results, based on the respective schemes described in Sec. 3, and using the two appropriate LSUB m input data sets with $m = \{4, 6, 8, 10\}$ and $m = \{4, 6, 8, 10, 12\}$.

Figure 1 shows that our CCM results for the ground-state energy converge very rapidly as the order m of the LSUB m approximation is increased towards

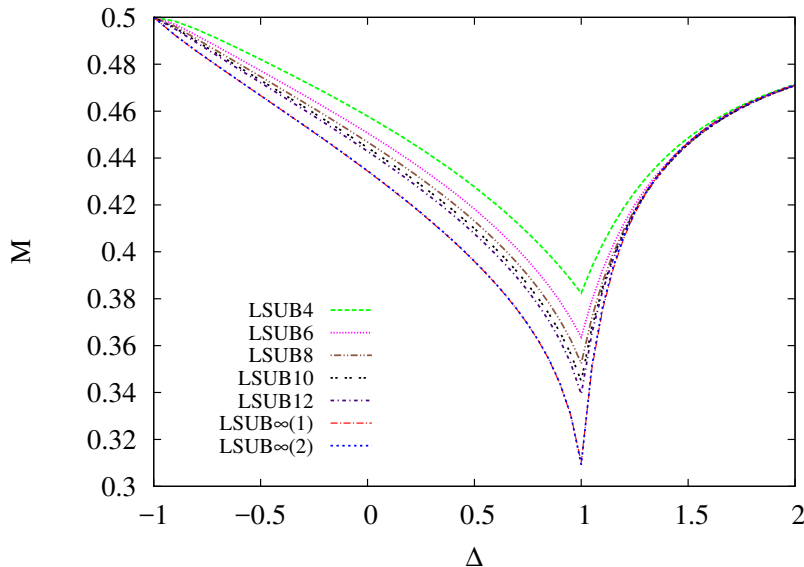


Figure 2: The sublattice magnetization M for the spin- $\frac{1}{2}$ XXZ antiferromagnet on the square lattice as a function of the anisotropy parameter Δ . The CCM model states used are Néel states aligned respectively in the x direction for $-1 \leq \Delta \leq 1$ and in the z direction for $\Delta \geq 1$. We show CCM $LSUBm$ results for $m = 4, 6, 8, 10, 12$, together with extrapolated $LSUB\infty(1)$ and $LSUB\infty(2)$ results based on the data sets $m = \{4, 6, 8, 10\}$ and $m = \{4, 6, 8, 10, 12\}$, respectively.

the exact ($m \rightarrow \infty$) limit. Indeed, both the raw $LSUBm$ results and the two $LSUB\infty$ extrapolations, based on the two different input $LSUBm$ data sets as described above, are difficult to resolve by eye in the main panel of Fig. 1, which shows the high accuracy achieved within the CCM $LSUBm$ framework for the energy. The first-order transition at $\Delta = 1$ between the two Néel forms of long-range order (viz., that aligned in the xy plane for $|\Delta| < 1$ and that aligned along the z axis for $\Delta > 1$) is clearly visible in the $e_0 = e_0(\Delta)$ curves shown in Fig. 1. The inset to Fig. 1 presents the results near the critical point at $\Delta = 1$ in more detail.

An estimate of the accuracy of our extrapolated results can be obtained by a comparison of the two different extrapolation schemes, $LSUB\infty(1)$ and $LSUB\infty(2)$. For example, our $LSUB\infty$ results at the isotropic Heisen-

berg (XXX) point ($\Delta = 1$) are $e_0 = -0.66966$ using the $LSUBm$ data set $m = \{4, 6, 8, 10\}$ and $e_0 = -0.66964$ using the $LSUBm$ data set $m = \{4, 6, 8, 10, 12\}$. Corresponding results at the isotropic XY ($\equiv XX$) point ($\Delta = 0$) are $e_0 = -0.54890$ using the $LSUBm$ data set $m = \{4, 6, 8, 10\}$ and $e_0 = -0.54888$ using the $LSUBm$ data set $m = \{4, 6, 8, 10, 12\}$. It is clear that the results for the ground-state energy are very insensitive to the extrapolation procedure. We estimate that over the whole range of values of Δ , our accuracy is better than 1 part in 10^4 .

Our corresponding results for the sublattice magnetization M are shown in Fig. 2. As is fully to be expected the results for the order parameter are both more strongly dependent on the order m of the $LSUBm$ approximation and converge more slowly as $m \rightarrow \infty$. Just as for the ground-state energy the two $LSUB\infty$ extrapolations, based on $LSUBm$ results with $m = \{4, 6, 8, 10\}$ and $m = \{4, 6, 8, 10, 12\}$ respectively, are almost indiscernible in Fig. 2. The maximum difference in the two extrapolations is at the isotropic Heisenberg point, $\Delta = 1$, where from Fig. 2 we see that the effect of quantum fluctuations is largest at reducing the order parameter from its classical value $M_{cl} = \frac{1}{2}$. Thus, our $LSUB\infty$ results at the isotropic Heisenberg (XXX) point ($\Delta = 1$) are $M = 0.31024$ using the $LSUBm$ data set $m = \{4, 6, 8, 10\}$ and $M = 0.30931$ using $LSUBm$ data set $m = \{4, 6, 8, 10, 12\}$. The relative error between the two results is thus of the order of 3 parts in 10^3 . By comparison, the corresponding $LSUB\infty$ results at the isotropic XY ($\equiv XX$) point ($\Delta = 0$) are $M = 0.43446$ using the $LSUBm$ data set with $m = \{4, 6, 8, 10\}$ and $M = 0.43458$ using the $LSUBm$ data set with $m = \{4, 6, 8, 10, 12\}$. The relative error between the two extrapolations is now only of the order of 3 parts in 10^4 .

Our CCM results shown in Fig. 2 imply that the classical Ising limit, $M_{cl} = \frac{1}{2}$, is approached rather rapidly as the anisotropy parameter Δ is increased. For example, even at a value $\Delta = 2$, the order parameter M already attains a value of about 94% of the classical value, and for all values $\Delta \geq 5$ the value of M is greater than 99% of the classical limit.

It is interesting to compare our results for the spin- $\frac{1}{2}$ model in the vicinity of the isotropic Heisenberg point, $\Delta = 1$, with those of SWT, which are applicable in the high-spin ($s \rightarrow \infty$) classical limit. Thus, SWT predicts [12, 17, 19] that in the vicinity of the isotropic point $\Delta = 1$ all of the physical ground-state parameters are analytic functions of the quantity $(1 - \Delta^{-2})^{1/2}$ for $\Delta > 1$. Hence SWT predicts that any physical parameter R of the model that pertains to the scaled Hamiltonian \mathcal{H}/Δ of Eq. (1) would have

an expansion $R = \sum_{n=0}^{\infty} r_n (1 - \Delta^{-2})^{n/2}$ in the region $\Delta > 1$. In particular, the ground-state energy and order parameter are predicted (and see, e.g., Ref. [12]) to behave as

$$\frac{E_0^{\text{SWT}}}{N\Delta} = \epsilon_0 + \epsilon_2(1 - \Delta^{-2}) + \epsilon_3(1 - \Delta^{-2})^{\frac{3}{2}} + \dots \quad , \quad (19)$$

$$M^{\text{SWT}} = \mu_0 + \mu_1(1 - \Delta^{-2})^{1/2} + \mu_2(1 - \Delta^{-2}) + \dots \quad . \quad (20)$$

Naively, one might expect that the phenomenology of SWT, which is strictly valid only in the $s \rightarrow \infty$ limit, including these functional forms, could remain correct for finite values of s , at least so long as long-range antiferromagnetic Néel order persists (i.e., $\mu_0 > 0$) at $\Delta = 1$ in the quantum model. That is certainly the case here, since we find $\mu_0 \approx 0.31$ at $\Delta = 1$. Thus, it is tempting to hypothesize that since the SWT singularities in the physical parameters near $\Delta = 1$ [i.e., the odd powers in $(1 - \Delta^{-2})^{1/2}$ in the expansions] are caused by the Goldstone modes and not by critical fluctuations, the associated leading critical exponents for finite values of the spin quantum number s should therefore be the same as predicted by SWT, even for the $s = \frac{1}{2}$ case considered here.

In order to test this hypothesis we have carefully examined our CCM results for the magnetic order parameter M in the narrow range $1 \leq \Delta \leq 1.01$. We show in Fig. 3 our $\text{LSUB}_{\infty}(1)$ extrapolations based on the LSUB_m data set $m = \{4, 6, 8, 10\}$ in this range, plotted as a function of the parameter $(\Delta - 1)$. In order to find the leading (critical) exponent we have fitted the data to the totally unbiased form $M = n_0 + n_1(\Delta - 1)^{\nu}$, where each of the parameters n_0 , n_1 and ν is fitted. The best fit to the data points shown in Fig. 3 is obtained with $n_0 = 0.31022 \pm 0.00002$, $n_1 = 0.826 \pm 0.017$ and $\nu = 0.959 \pm 0.004$. Since the leading exponent takes the value $\nu \approx 1$, we thus attempt a fit of the form

$$M = m_0 + m_1(\Delta - 1) + m_2(\Delta - 1)^2 \quad , \quad (21)$$

with m_0 fixed at the value $m_0 = 0.310243$ appropriate to the $\text{LSUB}_{\infty}(1)$ value for $\Delta = 1$, obtained as described above using the LSUB_m data set with $m = \{4, 6, 8, 10\}$. The best fit, shown as the solid line in Fig. 3, is obtained with $m_1 = 1.0592 \pm 0.0003$ and $m_2 = -6.42 \pm 0.04$. Thus, perhaps surprisingly, the SWT hypothesis is *not* confirmed by our results. The square-root cusp in M that is predicted by SWT appears to be entirely absent. Of

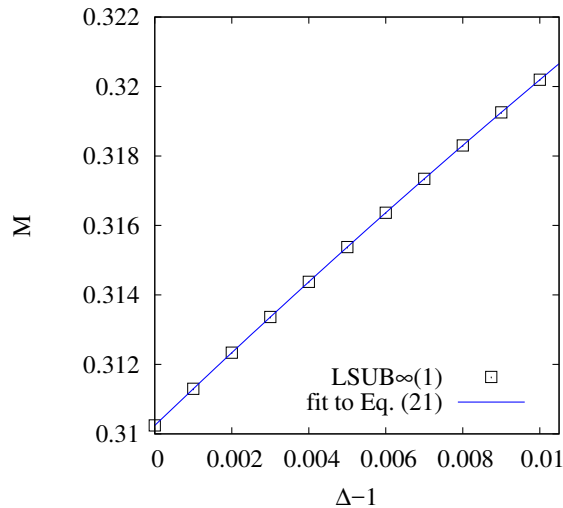


Figure 3: The staggered magnetization M for the spin- $\frac{1}{2}$ XXZ antiferromagnet with anisotropy parameter Δ on the square lattice, plotted as a function of $(\Delta - 1)$ in the vicinity of the Heisenberg point ($\Delta = 1$). The extrapolated $\text{LSUB}_\infty(1)$ data points obtained from our CCM LSUB_m results based on the z -aligned Néel state as model state with $m = 4, 6, 8, 10$ are shown by open squares (\square), and the solid line is the best fit to them of the form of Eq. (21).

course it is possible that for this $s = \frac{1}{2}$ model the parameter μ_1 in Eq. (20) vanishes (or takes a very small value) accidentally. More likely, however, is the scenario that the series for M for the spin- $\frac{1}{2}$ model is actually analytic in $(1 - \Delta^{-1})$, possibly multiplied by some additional slowly varying non-algebraic (e.g., logarithmic) term, near the isotropic Heisenberg point, rather than in the parameter $(1 - \Delta^{-2})^{1/2}$ predicted by SWT, as is appropriate in the classical ($s \rightarrow \infty$) limit.

We turn next to our results for the zero-field, uniform transverse magnetic susceptibility χ of the model. Thus, we show in Fig. 4 the CCM LSUB_m results with $m = 4, 6, 8, 10$ and the corresponding LSUB_∞ extrapolation based on this set, for the same range of values for the anisotropy parameter, $-1 \leq \Delta \leq 2$, as shown in Figs. 1 and 2 above for the ground-state energy and sublattice magnetization respectively. Once again we remark that the results become exact in both limits $\Delta = -1$ and $\Delta \rightarrow \infty$ (the Ising limit). It is clear

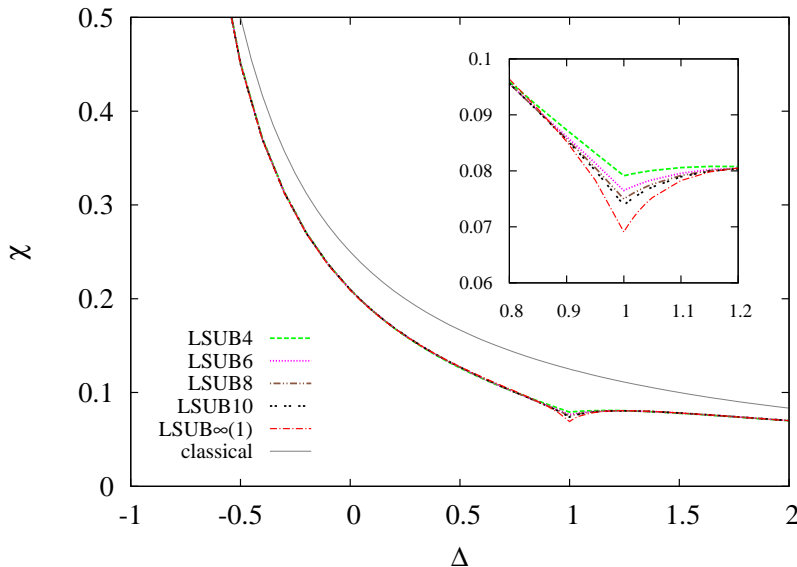


Figure 4: The zero-field, uniform transverse magnetic susceptibility χ for the spin- $\frac{1}{2}$ XXZ antiferromagnet on the square lattice as a function of the anisotropy parameter Δ . The CCM model states used are canted Néel states, aligned respectively in the x direction for $-1 \leq \Delta \leq 1$ and in the z direction for $\Delta \geq 1$ when the external magnetic field is zero. We show CCM LSUB m results for $m = 4, 6, 8, 10$, together with the extrapolated LSUB $\infty(1)$ results based on this data set. The inset shows the region near $\Delta = 1$ in more detail. We also show the corresponding classical result from Eq. (16).

that the LSUB m sequence of results for χ converges extremely rapidly, with the curves difficult to resolve by eye over most of the range shown, except for a small region around $\Delta = 1$, where quantum fluctuations are again greatest. The inset to Fig. 4 again presents the results near the critical point at $\Delta = 1$ in more detail. SWT again predicts (and see, e.g., Ref. [12]) a square-root cusp for χ near the Heisenberg point for values $\Delta > 1$,

$$\Delta\chi^{\text{SWT}} = \zeta_0 + \zeta_1(1 - \Delta^{-2})^{1/2} + \zeta_2(1 - \Delta^{-2}) + \dots \quad , \quad (22)$$

which appears also not to be borne out by our results in Fig. 4 for the spin- $\frac{1}{2}$ model.

Hence, once again we show in Fig. 5 our extrapolated LSUB $\infty(1)$ results

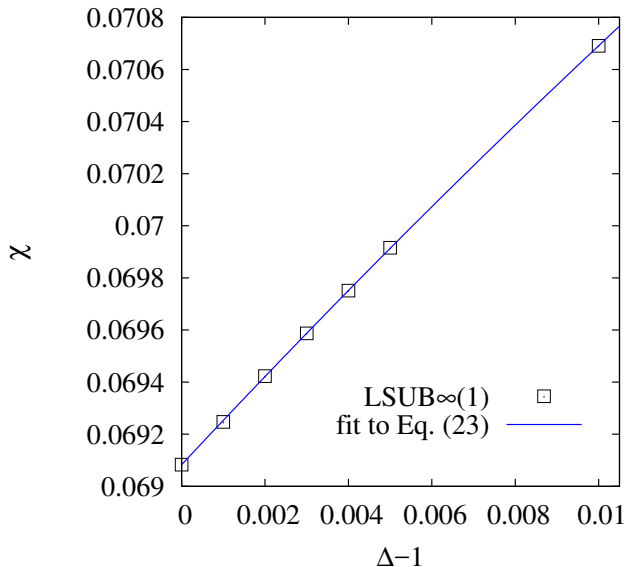


Figure 5: The zero-field, uniform transverse magnetic susceptibility χ for the spin- $\frac{1}{2}$ XXZ antiferromagnet with anisotropy parameter Δ on the square lattice, plotted as a function of $(\Delta - 1)$ in the vicinity of the Heisenberg point ($\Delta = 1$). The extrapolated $\text{LSUB}_{\infty}(1)$ data points obtained from our CCM LSUB_m results based on the canted Néel state (aligned in the z direction when the external magnetic field is zero) as model state with $m = 4, 6, 8, 10$ are shown by open squares (\square), and the solid line is the best fit to them of the form of Eq. (23).

for the zero-field, uniform transverse magnetic susceptibility χ in the narrow range $1 \leq \Delta \leq 1.01$, based on our LSUB_m results with $m = 4, 6, 8, 10$. The leading (critical) exponent ν is again obtained by fitting the $\text{LSUB}_{\infty}(1)$ data to the unbiased form $\chi = y_0 + y_1(\Delta - 1)^\nu$, where each of the parameters y_0 , y_1 and ν is fitted. The best fit to the data points shown in Fig. 5 is obtained with $y_0 = 0.069078 \pm 0.000005$, $y_1 = 0.133 \pm 0.005$ and $\nu = 0.958 \pm 0.009$. Just as for the previous fit for the staggered magnetization M , the leading exponent ν again takes a value very close to unity. We thus attempt now a fit of the form

$$\chi = x_0 + x_1(\Delta - 1) + x_2(\Delta - 1)^2 \quad , \quad (23)$$

with x_0 fixed at the value $x_0 = 0.069083$ appropriate to the $\text{LSUB}_{\infty}(1)$ value

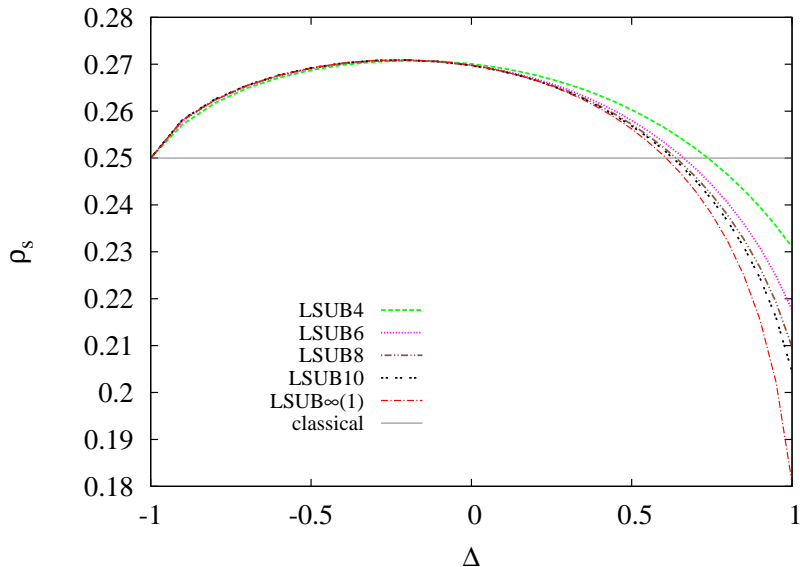


Figure 6: The spin stiffness ρ_s for the spin- $\frac{1}{2}$ XXZ antiferromagnet on the square lattice as a function of the anisotropy parameter Δ . The CCM model state used is a helical state obtained from the x -aligned Néel state by applying an infinitesimal twist angle per unit length to it so that all of the spins lie in the xy plane (and see text for details). We show CCM $LSUBm$ results for $m = 4, 6, 8, 10$, together with the extrapolated $LSUB\infty(1)$ results based on this data set. We also show the corresponding classical result from Eq. (18) with $s = \frac{1}{2}$.

for $\Delta = 1$, obtained as described previously using the $LSUBm$ data set with $m = \{4, 6, 8, 10\}$. The best fit, shown in Fig. 5 by the solid line, is obtained with the values $x_1 = 0.1713 \pm 0.0007$ and $x_2 = -1.05 \pm 0.08$.

Our CCM results for the spin stiffness coefficient ρ_s are shown in Fig. 6 in $LSUBm$ approximation levels $m = 4, 6, 8, 10$, together with the corresponding $LSUB\infty(1)$ extrapolation based on this data set, over the range of values $-1 \leq \Delta \leq 1$ of the anisotropy parameter. Again, as expected, the results are exact in the $\Delta = -1$ limit. Figure 6 shows the extremely rapid convergence of the $LSUBm$ sequence of values for ρ_s in the range $-1 \leq \Delta \lesssim 0$, followed by a slower convergence in the range $0 \lesssim \Delta \leq 1$. The effect of quantum fluctuations is again greatest in the vicinity of the isotropic Heisenberg point

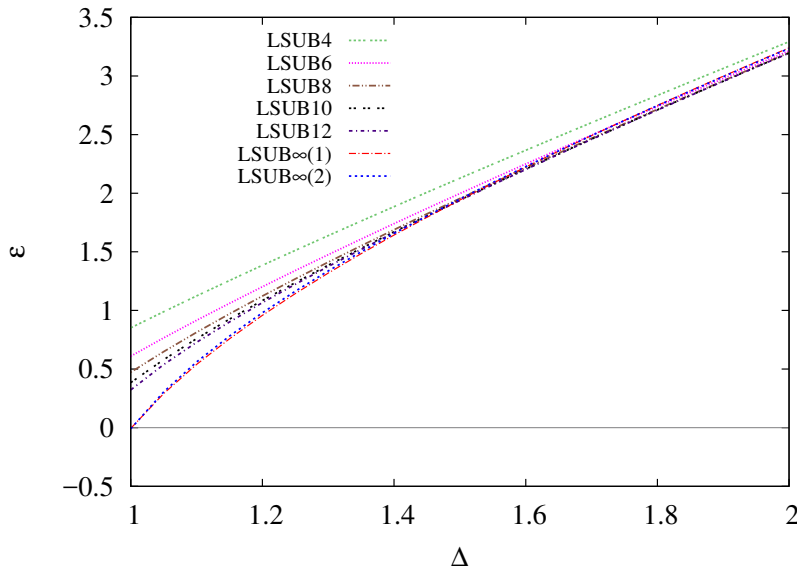


Figure 7: The spin gap ε for the spin- $\frac{1}{2}$ XXZ antiferromagnet on the square lattice as a function of the anisotropy parameter Δ . The CCM ground-state model states used are Néel states aligned respectively in the x direction for $-1 \leq \Delta \leq 1$ and in the z direction for $\Delta \geq 1$. We show CCM $LSUBm$ results for $m = 4, 6, 8, 10, 12$, together with extrapolated $LSUB\infty(1)$ and $LSUB\infty(2)$ results based on the data sets $m = \{4, 6, 8, 10\}$ and $m = \{4, 6, 8, 10, 12\}$, respectively.

($\Delta = 1$), where the difference from the classical result is largest.

Finally, in Fig. 7 we show our CCM results for the spin gap ε for a range of values $\Delta > 1$, where the system is expected to be gapped. Theoretically, we expect that $\varepsilon \rightarrow 0$ as the isotropic Heisenberg limit $\Delta \rightarrow 1$ is approached and the excitations become gapless Goldstone modes. These modes then persist for all values of the anisotropy parameter in the range $-1 < \Delta \leq 1$, in which ε remains zero. From Fig. 7 we see that both $LSUB\infty$ extrapolations, based on the two $LSUBm$ data sets $m = \{4, 6, 8, 10\}$ and $m = \{4, 6, 8, 10, 12\}$, give values of ε at $\Delta = 1$ which are zero within small numerical errors associated solely with the extrapolations. The actual $LSUB\infty$ extrapolated values at $\Delta = 1$ are $\varepsilon = -0.0058$ using the $LSUBm$ data set $m = \{4, 6, 8, 10\}$ and $\varepsilon = -0.0086$ using the $LSUBm$ data set $m = \{4, 6, 8, 10, 12\}$. One also

observes from Fig. 7 that the $\text{LSUB}m$ sequence of values $\varepsilon(m)$ for ε converges appreciably more rapidly as $m \rightarrow \infty$ for larger values of Δ , and hence one expects that the associated extrapolated values will be even more accurate than those obtained at the $\Delta = 1$ limit. Figure 7 shows that in the Ising limit, $\Delta \rightarrow \infty$, ε becomes proportional to Δ , exactly as expected classically.

Once again, SWT predicts (and see, e.g., Ref. [12]) however that ε vanishes near $\Delta = 1$ as

$$\frac{\varepsilon^{\text{SWT}}}{\Delta} = \eta_1(1 - \Delta^{-2})^{1/2} + \eta_2(1 - \Delta^{-2}) + \eta_3(1 - \Delta^{-2})^{3/2} + \dots \quad (24)$$

This behaviour, just as before for the ground-state parameters, appears not to be borne out by our results shown in Fig. 7 for the spin- $\frac{1}{2}$ model. To investigate further we show in Fig. 8 our extrapolated $\text{LSUB}\infty(1)$ results for the spin gap ε in the narrow range $1 \leq \Delta \leq 1.01$ based on our $\text{LSUB}m$ results with $m = \{4, 6, 8, 10\}$. The leading (critical) exponent ν is again obtained by fitting the extrapolated $\text{LSUB}\infty(1)$ data points to the unbiased form $\varepsilon = \varepsilon_0 + \varepsilon_1(\Delta - 1)^\nu$, where each of the parameters ε_0 , ε_1 and ν is fitted. The best fit to the data points shown in Fig. 8 is obtained with $\varepsilon_0 = -0.00584 \pm 0.00005$, $\varepsilon_1 = 6.02 \pm 0.05$ and $\nu = 0.982 \pm 0.002$. Once again, just as for the previous fits for the staggered magnetization M and the zero-field, uniform transverse magnetic susceptibility χ , the leading exponent ν takes a fitted value ν very close to unity. Hence, we now attempt a fit of the form,

$$\varepsilon = \gamma_0 + \gamma_1(\Delta - 1) + \gamma_2(\Delta - 1)^2 \quad , \quad (25)$$

with γ_0 fixed at the value -0.005774 appropriate to the $\text{LSUB}\infty(1)$ value for $\Delta = 1$, obtained as described above using the $\text{LSUB}m$ data set with $m = \{4, 6, 8, 10\}$. The best fit, shown in Fig. 8 by the solid line, is obtained with the values $\gamma_1 = 6.6941 \pm 0.0008$ and $\gamma_2 = -17.6 \pm 0.1$.

In Table 1 we present our best CCM extrapolated ($\text{LSUB}\infty$) results for each of the ground-state parameters e_0 , M , χ and ρ_0 , together with the spin gap ε , for various values of the anisotropy parameter Δ , in both the easy-axis ($\Delta > 1$) and easy-plane ($-1 < \Delta < 1$) regimes, as well as at the isotropic Heisenberg point ($\Delta = 1$). This tabulation should hence allow a direct comparison of our results both to those obtained in appropriate experiments on systems to which the model is applicable and in other theoretical approaches or simulations using alternative techniques.

Before proceeding it is useful to compare our results to those obtained by other approximate techniques for the two special cases $\Delta = 1$ and $\Delta = 0$

Table 1: Extrapolated CCM results for the ground-state energy per site e_0 , the sublattice magnetization M and the spin gap ε are obtained for various values of the anisotropy parameter Δ by using the LSUB m data set $m = \{4, 6, 8, 10, 12\}$. Extrapolated results for the zero-field transverse susceptibility χ , and the spin stiffness ρ_s are obtained by using the LSUB m data set $m = \{4, 6, 8, 10\}$. The spin-wave velocity c for the isotropic and easy-plane systems ($-1 \leq \Delta \leq 1$) can also be obtained by using the standard hydrodynamic relation $c = \sqrt{\rho_s/\chi}$.

Δ	e_0	M	χ	ρ_s	Δ	e_0	M	χ	ε
-1.00	-0.5000	0.5000	∞	0.2500	1.00	-0.6696	0.3093	0.0691	-0.0086
-0.90	-0.5010	0.4924	2.4154	0.2581	1.10	-0.7028	0.3766	0.0783	0.5601
-0.80	-0.5033	0.4856	1.1820	0.2624	1.15	-0.7208	0.3939	0.0798	0.7811
-0.70	-0.5066	0.4792	0.7738	0.2654	1.20	-0.7394	0.4067	0.0805	0.9805
-0.60	-0.5106	0.4729	0.5711	0.2676	1.25	-0.7587	0.4168	0.0807	1.1646
-0.50	-0.5154	0.4667	0.4502	0.2692	1.30	-0.7784	0.4249	0.0805	1.3371
-0.40	-0.5208	0.4604	0.3693	0.2703	1.35	-0.7986	0.4317	0.0801	1.5004
-0.30	-0.5269	0.4542	0.3123	0.2708	1.40	-0.8191	0.4374	0.0796	1.6563
-0.20	-0.5336	0.4478	0.2692	0.2709	1.50	-0.8611	0.4466	0.0782	1.9509
-0.10	-0.5409	0.4413	0.2358	0.2706	1.60	-0.9041	0.4537	0.0767	2.2279
0.00	-0.5489	0.4346	0.2090	0.2698	1.70	-0.9480	0.4594	0.0750	2.4921
0.10	-0.5575	0.4276	0.1870	0.2685	1.80	-0.9925	0.4641	0.0733	2.7465
0.20	-0.5667	0.4204	0.1687	0.2666	1.90	-1.0377	0.4680	0.0717	2.9934
0.30	-0.5766	0.4128	0.1531	0.2640	2.00	-1.0833	0.4712	0.0700	3.2344
0.40	-0.5872	0.4047	0.1395	0.2606	2.50	-1.3166	0.4818	0.0623	4.3828
0.50	-0.5985	0.3960	0.1276	0.2562	3.00	-1.5555	0.4875	0.0559	5.4790
0.60	-0.6106	0.3864	0.1167	0.2505	3.50	-1.7976	0.4908	0.0505	6.5481
0.65	-0.6169	0.3811	0.1115	0.2469	4.00	-2.0417	0.4930	0.0460	7.6008
0.70	-0.6235	0.3754	0.1065	0.2428	4.50	-2.2870	0.4945	0.0422	8.6426
0.75	-0.6304	0.3692	0.1016	0.2380	5.00	-2.5333	0.4955	0.0390	9.6764
0.80	-0.6375	0.3621	0.0964	0.2322	6.00	-3.0278	0.4969	0.0338	11.7281
0.85	-0.6449	0.3540	0.0911	0.2249	7.00	-3.5238	0.4977	0.0298	13.7657
0.90	-0.6527	0.3440	0.0852	0.2155	8.00	-4.0208	0.4983	0.0267	15.7943
0.95	-0.6609	0.3306	0.0784	0.2022	9.00	-4.5185	0.4986	0.0241	17.8167
1.00	-0.6696	0.3093	0.0691	0.1807	10.00	-5.0167	0.4989	0.0220	19.8347

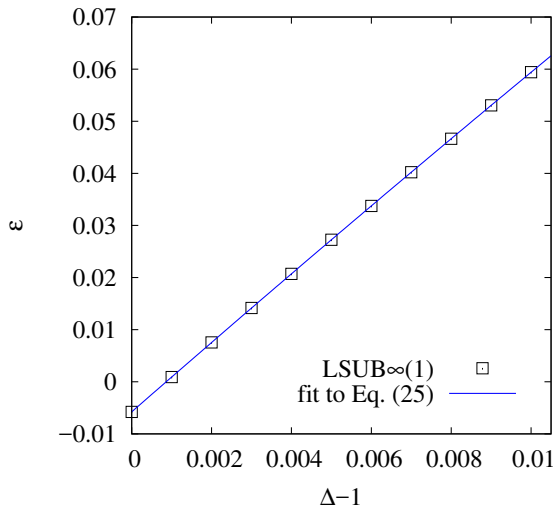


Figure 8: The spin gap ε for the spin- $\frac{1}{2}$ XXZ antiferromagnet with anisotropy parameter Δ on the square lattice, plotted as a function of $(\Delta - 1)$ in the vicinity of the Heisenberg point ($\Delta = 1$). The extrapolated $\text{LSUB}_{\infty}(1)$ data points obtained from our CCM LSUB_m results based on the z -aligned Néel state as ground-state model state with $m = 4, 6, 8, 10$ are shown by open squares (\square), and the solid line is the best fit to them of the form of Eq. (25).

of the anisotropy parameters. Several different techniques have been applied to study the spin- $\frac{1}{2}$ XXZ model on the square lattice for $\Delta \geq 1$ (see, e.g., Refs. [11–13, 15, 59–61]). Both ED and QMC methods have also been applied to it in the range $-1 \leq \Delta \leq 1$ (see, e.g., Ref. [11]). Furthermore, other techniques have also been applied for the specific case ($\Delta = 1$) of the isotropic Heisenberg model. Our result for the ground-state energy at $\Delta = 1$ is $e_0 = -0.66964$. This may be compared firstly, for example, with corresponding results from three different QMC simulations. Thus, a zero-temperature ($T = 0$) Green’s function Monte Carlo (GFMC) calculation [7] directly for the ground state gave $e_0 = -0.66934(3)$, while another finite-temperature ($T \neq 0$) calculation using the stochastic series expansion QMC (SSE-QMC) method [9] gave $e_0 = -0.699437(5)$. Both of these calculations were performed on $L \times L$ square lattices with $L \leq 16$, and the results extrapolated to the thermodynamic limit ($L \rightarrow \infty$). Two other $T \neq 0$ QMC

simulations of the model, based on a continuous Euclidean time version of a loop cluster algorithm for evaluating path integrals (PIMC) [8, 10], extracted the low-energy parameters by fitting the $T \neq 0$ data to finite-temperature scaling forms derived from chiral perturbation theory [62]. Using very large-scale simulations on $L \times L$ lattices with $L \leq 1000$, for example, Kim and Troyer [10] found $e_0 = -0.66953(4)$. The spin- $\frac{1}{2}$ isotropic Heisenberg model on the square lattice has also been studied via extrapolations to the $N \rightarrow \infty$ limit on ED calculations of clusters of sizes $N \leq 40$ [22], which gave a ground-state energy $e_0 = -0.6701$; and by extrapolations to the $\Delta = 1$ limit using a linked-cluster SE method around the Ising ($\Delta \rightarrow \infty$) limit [12], which gave $e_0 = -0.6693(1)$. It is clear that our CCM result for the ground-state energy at $\Delta = 1$ is in complete agreement with these other accurate results. For comparison purposes the corresponding result at $\Delta = 1$ from SWT [13] up to third order in powers of $1/s$ about the classical ($s \rightarrow \infty$) limit from Eq. (2) is given by

$$e_0 = -2s^2 - 0.315895s - 0.012474 + 0.000216(6)s^{-1} + \mathcal{O}(s^{-2}) \quad . \quad (26)$$

For our present $s = \frac{1}{2}$ model Eq. (26) yields the respective approximations at first, second and third orders in SWT, $e_0 = -0.65795$ (SWT1), $e_0 = -0.67042$ (SWT2), and $e_0 = -0.66999$ (SWT3).

For the $\Delta = 1$ case our CCM result for the order parameter is $M = 0.3093$. Once again, this may be compared with a $T \neq 0$ SSE-QMC result [9] of $M = 0.3070(3)$ and the extrapolated result from a $T \neq 0$ PIMC calculation [8] of $M = 0.3083(2)$. A further study of the present XXZ model using a combination of ED and QMC results [11] gave $M = 0.3050(5)$ for the case $\Delta = 1$, while a direct extrapolation to the $N \rightarrow \infty$ limit on ED calculations with clusters of sizes $N \leq 40$ [22] gave the results $M = 0.3105$. Lastly, the corresponding result from a linked-cluster SE method around the Ising limit ($\Delta \rightarrow \infty$) [12], suitably extrapolated to the $\Delta = 1$ limit, gave the value $M = 0.307(1)$. Once again, we see that our CCM result for the ground-state order parameter M at $\Delta = 1$ agrees well with these other accurate results. Again, for purposes of comparison, the result from SWT up to third order [13, 14] for the $\Delta = 1$ case about the classical ($s \rightarrow \infty$) result of $M = s$ is given by

$$M = s - 0.1966019 + 0.00087(1)s^{-2} + \mathcal{O}(s^{-3}) \quad . \quad (27)$$

For our present $s = \frac{1}{2}$ model Eq. (27) yields the respective approximations at first, second and third orders in SWT, $M = 0.3034$ (SWT1), $M = 0.3034$ (SWT2), and $M = 0.3069$ (SWT3).

Our results for the spin stiffness and zero-field, uniform transverse magnetic susceptibility at $\Delta = 1$ are $\rho_s = 0.1807$ and $\chi = 0.0691$, respectively. These may firstly be compared with the results of various ED and QMC calculations. For example, a study using a combination of ED and QMC results [11] gave values $\rho_s = 0.180(2)$ and $\chi = 0.0755(15)$ in the thermodynamic limit, while a direct extrapolation to the $N \rightarrow \infty$ limit on ED calculations of clusters of sizes $N \leq 40$ [22] gave the two different values $\rho_s = 0.1246$ extracted from the finite-size scaling relation for the order parameter, and $\rho_s = 0.1115$ extracted from the value $\chi = 0.0674$ obtained for the zero-field, uniform transverse magnetic susceptibility and the corresponding value $c = 1.287$ obtained for the spin-wave velocity c , together with the hydrodynamic relation (see, e.g., Refs. [62–65]),

$$\rho_s = \chi c^2 \quad , \quad (28)$$

which is valid both for Heisenberg and general easy-plane antiferromagnets. Both parameters were also calculated directly in a $T \neq 0$ SSE-QMC simulation of the isotropic ($\Delta = 1$) model [9], which gave values $\rho_s = 0.175(2)$ and $\chi = 0.0625(9)$. By contrast, a $T = 0$ GFMC simulation of the isotropic ($\Delta = 1$) model [7] calculated χ and c directly. Use of Eq. (28) enables us to quote the corresponding GFMC results $\rho_s = 0.162(10)$ and $\chi = 0.0669(7)$. Two $T \neq 0$ PIMC simulations of the isotropic system may also be quoted. The first [8] finds $\rho_s = 0.185(2)$ and quotes a value $c = 1.68(1)$, from which we find $\chi = 0.0655(15)$. By contrast, a second very large-scale PIMC simulation [10] calculates both ρ_s and χ directly, and quotes the values $\rho_s = 0.178(2)$ and $\rho_s = 0.185(1)$ from two different fits to the data, and $\chi = 0.06549(2)$. Lastly, the corresponding values obtained directly from a linked-cluster SE method around the Ising limit ($\Delta \rightarrow \infty$), suitably extrapolated to the $\Delta = 1$ limit, are $\rho_s = 0.182(5)$ [15] and $\chi = 0.0659(10)$ [12]. We see once more that our CCM results for both ρ and χ at $\Delta = 1$ are in very good agreement with other purportedly accurate results.

Again, for comparison, we also cite corresponding results from SWT for the $\Delta = 1$ case. For the spin stiffness results are known [15] up to third order in powers of $1/s$ about the classical ($s \rightarrow \infty$) limit from Eq. (18),

$$\rho_s = s^2 - 0.117629s - 0.010208 - 0.00316(2)s^{-1} + \mathcal{O}(s^{-2}) \quad . \quad (29)$$

Corresponding results for χ are known at $\Delta = 1$ [14, 15] up to second order in powers of $1/s$ about the classical limit from Eq. (16),

$$\chi = 0.125 - 0.034447s^{-1} + 0.002040s^{-2} + \mathcal{O}(s^{-3}) \quad . \quad (30)$$

Note that the term proportional to s^{-2} in the SWT expansion for χ in Ref. [13] was later corrected in Ref. [15] to that shown in Eq. (30). Equations (29) and (30) yield for our present $s = \frac{1}{2}$ model the respective approximations at first, second and third orders in SWT, $\rho_s = 0.1912$ (SWT1), $\rho_s = 0.1810$ (SWT2), $\rho_s = 0.1747$ (SWT3), and $\chi = 0.0561$ (SWT1), and $\chi = 0.0643$ (SWT2).

For the corresponding case $\Delta = 0$ of the anisotropy parameter, which equates to the spin- $\frac{1}{2}$ isotropic XY ($\equiv XX$) model, our CCM results are $e_0 = -0.54888$, $M = 0.4346$, $\rho_s = 0.2698$ and $\chi = 0.2090$. These may be compared with results from a study using a combination of ED and QMC results [11], which gave $e_0 = -0.54882(3)$, $M = 0.4377(5)$, $\rho_s = 0.2695(2)$, and $\chi = 0.211(1)$; and from a finite-temperature ($T \neq 0$) SSE-QMC simulation [66], which gave $e_0 = -0.548824(2)$, $M = 0.437(2)$, $\rho_s = 0.2696(2)$ and $\chi = 0.2096(2)$. Our results are thus again seen to be in very good agreement with these other accurate results for the $\Delta = 0$ case.

Finally, in Fig. 9 we present our extrapolated CCM results for the ground-state quantities e_0 , M and χ (in each case as a ratio with respect to their classical counterparts), as well as for the ratio $\varepsilon/(2\Delta)$, in the region $\Delta \geq 1$. For reasons we describe below e_0/e_0^{cl} , M/M_{cl} and $\varepsilon/(2\Delta)$ are plotted as functions of $1/\Delta^2$, while χ/χ_{cl} is plotted against $1/\Delta$. As expected, we observe that each of the four scaled parameters approaches the value 1 in the Ising limit ($\Delta \rightarrow \infty$) where the CCM becomes exact. It is interesting to compare our results with those obtained from perturbation theory (PT) expansions in powers of $1/\Delta$ around the Ising limit. For the ground-state energy the PT expansion [12, 25] is

$$\frac{e_0}{e_0^{\text{cl}}} = 1 + \frac{1}{3} \frac{1}{\Delta^2} - \frac{1}{540} \frac{1}{\Delta^4} + \mathcal{O}\left(\frac{1}{\Delta^6}\right) , \quad (31)$$

while for the ground-state order parameter the corresponding PT expansion [12, 25, 67] is

$$\frac{M}{M_{\text{cl}}} = 1 - \frac{2}{9} \frac{1}{\Delta^2} - \frac{8}{225} \frac{1}{\Delta^4} + \mathcal{O}\left(\frac{1}{\Delta^6}\right) . \quad (32)$$

In Figs. 9(a) and 9(b) we also show least-squares straight-line fits of the form $1 + \alpha\Delta^{-2}$ to the extrapolated CCM data points with $\Delta \geq 3$ for e_0/e_0^{cl} and M/M_{cl} . For e_0/e_0^{cl} we obtain a fit with $\alpha = 0.33320 \pm 0.00001$, which may be compared with the exact value $\frac{1}{3}$ from Eq. (31). The corresponding fitted value for M/M_{cl} in Fig. 9(b) is $\alpha = -0.2247 \pm 0.0002$, which may be compared

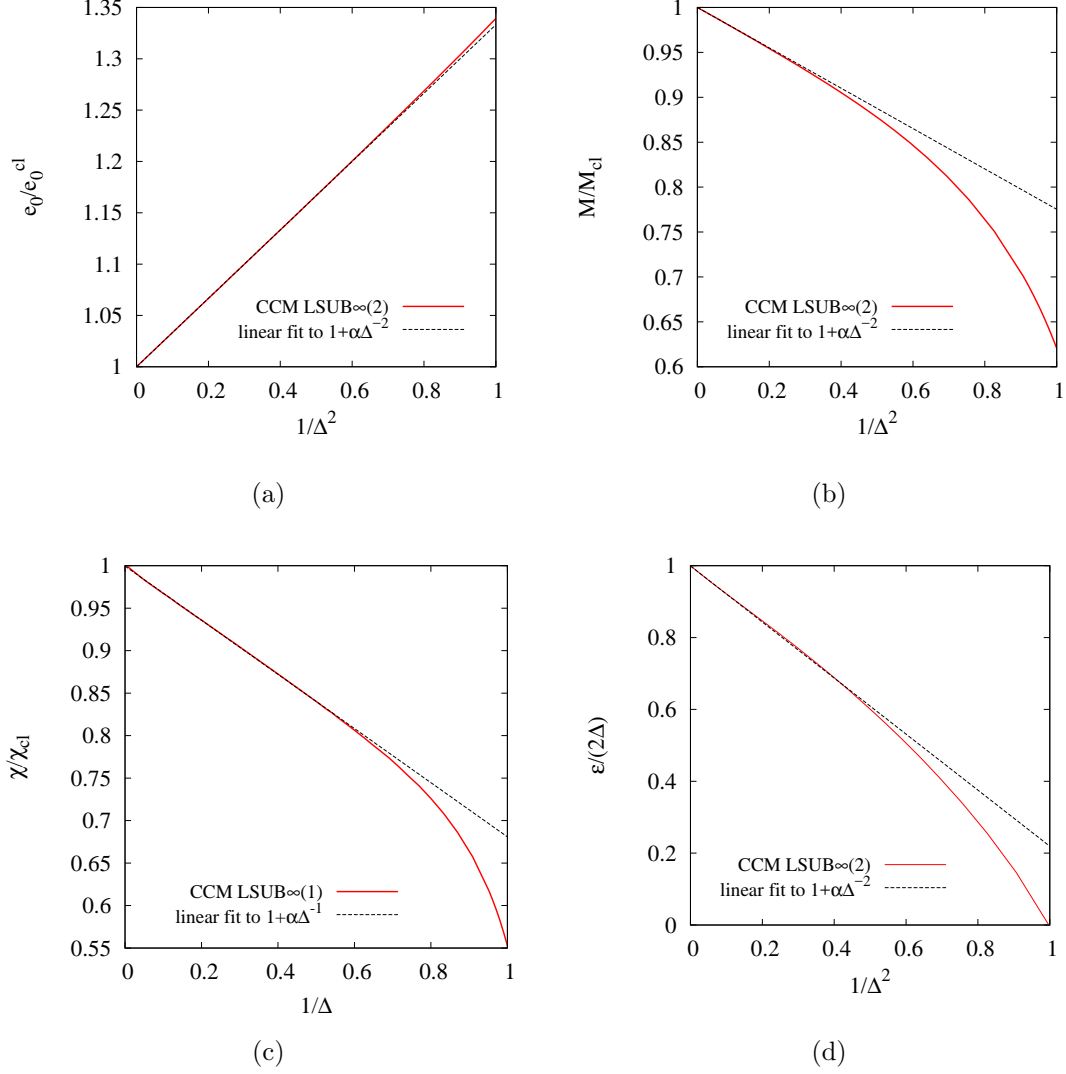


Figure 9: Extrapolated CCM results for the (a) scaled ground-state energy per site e_0/e_0^{cl} , (b) scaled sublattice magnetization M/M_{cl} , (c) scaled susceptibility χ/χ_{cl} , and (d) scaled spin gap $\varepsilon/(2\Delta)$, plotted as functions of either $1/\Delta^2$ or $1/\Delta$, as shown, where Δ is the anisotropy parameter, in the region $\Delta \geq 1$. The $\text{LSUB}\infty(1)$ results for χ/χ_{cl} are based on $\text{LSUB}m$ data with $m = \{4, 6, 8, 10\}$, while the $\text{LSUB}\infty(2)$ results for the remaining quantities are based on $\text{LSUB}m$ data with $m = \{4, 6, 8, 10, 12\}$. In each case we also show least-squares linear fits of the form $1 + \alpha\Delta^{-n}$, where $n = 2$ (for e_0/e_0^{cl} , M/M_{cl} and $\varepsilon/(2\Delta)$) and $n = 1$ for χ/χ_{cl} , to the CCM data points with $\Delta \geq 3$.

with the exact value $-\frac{2}{9}$ from Eq. (32). The corresponding PT series around the Ising limit for the zero-field, uniform transverse susceptibility χ [12, 25] contains both odd and even powers of Δ^{-1} ,

$$\Delta\chi = \frac{1}{4} - \frac{1}{3}\frac{1}{\Delta} + \frac{17}{48}\frac{1}{\Delta^2} - \frac{41}{108}\frac{1}{\Delta^3} + \mathcal{O}\left(\frac{1}{\Delta^4}\right) , \quad (33)$$

unlike those for e_0/Δ and M , which contain only even powers of Δ^{-1} . Using Eq. (16), the corresponding expansion for χ/χ_{cl} is thus,

$$\frac{\chi}{\chi_{\text{cl}}} = 1 - \frac{1}{3}\frac{1}{\Delta} + \frac{1}{12}\frac{1}{\Delta^2} - \frac{11}{108}\frac{1}{\Delta^3} + \mathcal{O}\left(\frac{1}{\Delta^4}\right) . \quad (34)$$

In Fig. 9(c) we also show a least-squares straight-line fit of the form $1 + \alpha\Delta^{-1}$ to the extrapolated CCM data points with $\Delta \geq 3$ for χ/χ_{cl} . The obtained value is $\alpha = -0.321 \pm 0.001$, which may be compared with the exact value $-\frac{1}{3}$ from Eq. (34).

Finally, the corresponding PT series around the Ising limit for the scaled spin gap $\varepsilon/(2\Delta)$ is [12],

$$\frac{\varepsilon}{2\Delta} = 1 - \frac{5}{6}\frac{1}{\Delta^2} + \frac{137}{864}\frac{1}{\Delta^4} + \mathcal{O}\left(\frac{1}{\Delta^6}\right) , \quad (35)$$

which again contains only even powers of Δ^{-1} . The least-squares fit, shown in Fig. 9(d), of the form $1 + \alpha\Delta^{-2}$ to the CCM data points with $\Delta \geq 3$ for $\varepsilon/(2\Delta)$ yields a value $\alpha = -0.794 \pm 0.003$, which may be compared with the exact value $-\frac{5}{6}$ from Eq. (35).

It is interesting to note from Fig. 9 that even lowest-order PT (i.e., the straight-line fits shown) gives rather accurate results for each of the parameters shown for values of the anisotropy parameter $\Delta \gtrsim 1.8$. In each case in this range the extrapolated CCM values and the straight-line fits are difficult to distinguish by eye. It is thus natural to ask how the inclusion of additional terms in the PT expansions changes the accuracy of the results for smaller values of Δ as we approach the isotropic Heisenberg limit ($\Delta \rightarrow 1$). Let us denote by $\text{PT}(n)$ the corresponding n th-order PT series around the Ising ($\Delta \rightarrow \infty$) limit for the respective model parameter under consideration, scaled to its classical (large- Δ) value (i.e., the series terminated at the term proportional to Δ^{-n}). Such series expansions have been given, for example, in Ref. [12] for e_0/e_0^{cl} and M/M_{cl} out to $n = 14$, for χ/χ_{cl} out to $n = 13$, and for $\varepsilon/(2\Delta)$ out to $n = 10$. A similar expansion for ρ_s has been given, for example, in Ref. [15] out to $n = 10$.

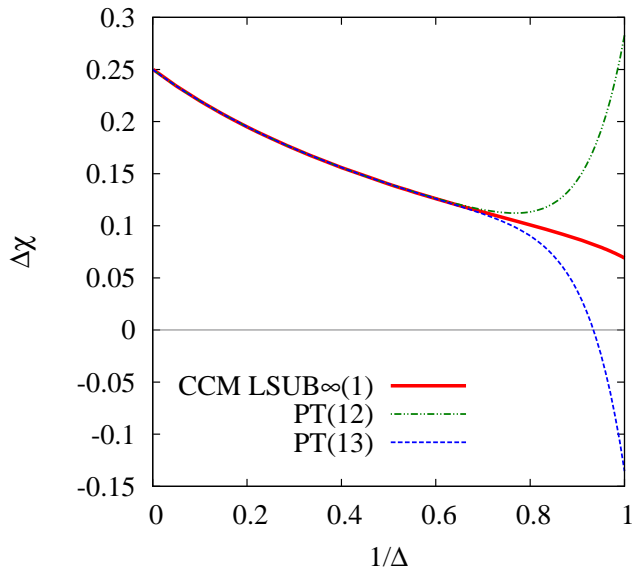


Figure 10: Results for the scaled zero-field, uniform transverse susceptibility $\Delta\chi$ as a function of the inverse anisotropy parameter $1/\Delta$, in the region $\Delta \geq 1$, from both our CCM $\text{LSUB}_\infty(1)$ extrapolation using LSUB_m data with $m = \{4, 6, 8, 10\}$ and the n th-order $\text{PT}(n)$ expansions about the Ising limit ($\Delta \rightarrow \infty$) with $n = 12$ and $n = 13$.

Thus, in Fig. 10 we take the specific example of the zero-field transverse magnetic susceptibility, where we compare results for the quantity $\chi\Delta$ from our own CCM extrapolation using LSUB_m data with $m = \{4, 6, 8, 10\}$ to those obtained from the $\text{PT}(13)$ expansion (i.e., as in Eq. (33) but including 14 terms out to the term proportional to $1/\Delta^{13}$). The two curves are now essentially indistinguishable by eye for all values $\Delta \gtrsim 1.4$ of the XXZ model anisotropy parameter Δ . Nevertheless, despite the extraordinarily close agreement in this range, what is very interesting is how rapidly the two curves diverge from one another as Δ is reduced further. Whereas the CCM results remain smooth even as $\Delta \rightarrow 1$, the $\text{PT}(13)$ results become wholly unphysical (i.e., $\chi < 0$) in this limit for all values $1 \leq \Delta \lesssim 1.07$. For comparison purposes we also show in Fig. 10 the PT results at the $\text{PT}(12)$ level. We clearly observe that the PT series becomes ill-behaved as we approach

the critical point at $\Delta = 1$. We comment further on these findings in Sec. 5 below.

5. Summary and discussion

The spin-half square-lattice XXZ antiferromagnet is a fundamental and prototypical model of quantum magnetism, to which a variety of quantum many-body theory techniques has previously been applied. In this paper we have applied the high-order CCM to the model, using two reference (or model) states upon which to build the multi-spin correlations in a fully consistent $LSUBm$ hierarchy. Unlike most alternative techniques the CCM has the distinct advantage that we work from the outset, at every level of $LSUBm$ approximation, in the large-lattice ($N \rightarrow \infty$) thermodynamic limit. We have presented results for the ground-state energy, the sublattice magnetization (i.e., the order parameter), the spin stiffness, the zero-field, uniform transverse magnetic susceptibility, and the triplet spin gap, for a large range of values of the XXZ anisotropy parameter Δ . The CCM results for each of these parameters were found to converge rapidly with increasing values of the $LSUBm$ truncation parameter m , for all values of Δ (in the range $-1 \leq \Delta < \infty$ of interest), and we showed how simple heuristic extrapolation schemes for $m \rightarrow \infty$ could be used to estimate the formally exact $LSUB\infty$ values.

Our CCM $LSUBm$ results are exact in the two limits $\Delta = -1$ (where there is a first-order phase transition to a ferromagnetic state) and $\Delta \rightarrow \infty$ (the Ising limit). The most interesting point in between these limits is at the isotropic Heisenberg (or XXX) point, $\Delta = 1$, where the model possesses $SU(2)$ spin-rotational symmetry. The ground state of the isotropic model then undergoes spontaneous symmetry breaking via the Goldstone mechanism, so that as the limit $\Delta \rightarrow 1$ is approached from the Ising side ($\Delta > 1$) the system has long-range Néel order in the z direction with a predicted finite value of the corresponding order parameter, $M \approx 0.309$. We showed that in the same limit $\Delta \rightarrow 1$, the spin gap vanishes ($\varepsilon \rightarrow 0$) within very small numerical errors, corresponding to the emergence of the massless Goldstone boson excitation modes. Away from the isotropic limit, when $\Delta \neq 1$, the $SU(2)$ spin-rotational symmetry is broken into a product of a $Z(2)$ symmetry in the z direction and a $U(1)$ symmetry in the xy plane.

Precisely at the isotropic Heisenberg point ($\Delta = 1$) all of the parameters calculated exhibit the greatest difference from their classical counterparts,

and hence we expect any errors in our (and other) calculations to be greatest for this value of Δ . However, we have shown specifically at $\Delta = 1$ that our results compare extremely well with those from a number of different QMC simulations, as well as with the results of linked-cluster SE techniques and high-order SWT. As expected, our results are even closer to those of QMC simulations at the isotropic XY (or XX) point, $\Delta = 0$. All of these results demonstrate very clearly the high accuracy of which the CCM is capable.

We have exploited this accuracy to examine the behaviour of the model parameters in the vicinity of the isotropic Heisenberg point, $\Delta = 1$. Whereas SWT indicates that the point $\Delta = 1$ is singular, with the physical parameters behaving there as power series in $(1 - \Delta^{-2})^{1/2}$ on the Ising side, as in Eqs. (19), (20), (22) and (24), our own analysis of the sublattice magnetization M , for example, gave a different value of the leading exponent [c.f., Eqs. (20) and (21)]. Similar analyses of our CCM results for both the zero-field, uniform transverse magnetic susceptibility χ [c.f., Eqs. (22) and (23)] and the triplet spin gap ε [c.f., Eqs. (24) and (25)] of the spin- $\frac{1}{2}$ square-lattice XXZ antiferromagnet in the easy-axis regime near the singular isotropic point $\Delta = 1$ also show marked differences from the square-root singularities predicted by SWT. Our CCM results for all three parameters $p = \{M, \chi, \varepsilon\}$ in this critical regime show a consistently different form of criticality to that predicted by SWT. In each case, if we attempt a fit to our $\text{LSUB}\infty$ results of the form $p \rightarrow p_0 + p_1(\Delta - 1)^\nu$ as $\Delta \rightarrow 1^+$ in the critical regime, we find a value of ν very close to 1 rather than the value $\frac{1}{2}$ from SWT. With a value $\nu = 1$ it is then also possible that the associated critical behaviour is more subtle than a simple leading power law (e.g., involving additional logarithmic or other non-algebraic terms). Since the behaviour of the model parameters near $\Delta = 1$ predicted by SWT presumably becomes exact in the $s \rightarrow \infty$ limit, the intriguing possibility opens up that the leading critical exponent describing the singular behaviour there depends on the spin quantum number s . Any further such analysis is beyond the bounds of the present paper, however.

These results are particularly interesting in the context that the $\text{PT}(n)$ perturbative power series expansions about the Ising limit [and see, e.g., Eqs. (31)–(34)] are very ill-behaved near $\Delta = 1$, as is to be expected, and as Fig. 10 shows for the transverse susceptibility χ , for example. In order to extrapolate these $\text{PT}(n)$ series to the isotropic limit it is necessary to make some appropriate analytic continuation, and the approximate methods to do so lie at the heart of all linked-cluster SE approaches (and see, e.g., Refs. [12, 15, 25, 59, 60]). For example, in the present case, it is usual (and see, e.g.,

Refs. [12, 15, 25]) to first transform the $\text{PT}(n)$ series in $\frac{1}{\Delta}$ to a new variable $\delta \equiv 1 - (1 - \Delta^{-2})^{1/2}$, so that according to SWT the series should then be analytic in δ . The δ -series is then extrapolated to the point $\delta = 1$ by some suitable (e.g., Padé or an integrated first-order inhomogeneous differential) approximant. Clearly, the extrapolated values so obtained do depend on the assumptions about the singularity exponents, which are numerically only very poorly determined by the series themselves.

It is worth pointing out that our CCM results based on the z -aligned Néel model state at the $\text{LSUB}m$ level of approximation reproduce exactly the large- Δ perturbative expansions at the same $\text{PT}(m)$ order. Whereas such $\text{PT}(n)$ expansions are generally calculated by linked-cluster techniques (and see, e.g., Ref. [68]), the linked-cluster SE method that utilizes them (and see, e.g., Refs. [12, 15, 25]) must then use appropriate extrapolation methods to evaluate the series at the required parameter value (e.g., $\Delta = 1$ for the isotropic Heisenberg model). Other similar methods, such as the t -expansion method [69], the connected-moments expansion (CMX) method [70, 71] and the (plaquette expansion or) analytic Lanczos expansion (ALE) method [72, 73], each of which has also been applied to the present model [59, 60], also require similar extrapolations to be performed. Each of these methods (viz., the linked-cluster SE, the t -expansion, the CMX and the ALE methods) shares with the CCM, however, that they are all based on linked-cluster theorems, such that thermodynamically extensive variables, such as the ground-state energy, can be computed in terms of connected diagrams. The strength of the CCM is that it both works directly in the large-lattice ($N \rightarrow \infty$) lattice from the outset at all $\text{LSUB}m$ levels of approximation, and that it never needs to extrapolate any intrinsically perturbative series. Since it is well known that any uncertainties in the knowledge of the global analytic properties of such series are usually the biggest source of poor convergence and associated errors, the CCM has a unique advantage over these other methods in this regard.

In conclusion, we have provided results for this prototypical model of quantum magnetism over a wide range of values of the anisotropy parameter in both graphical and tabular formats, in order to facilitate their quantitative comparison with those from other approximate methods and from experiment. We hope that the CCM results presented here will thus provide a useful yardstick for both theorists and experimentalists studying related magnetic materials.

Acknowledgements

One of us (R.F.B.) gratefully acknowledges the Leverhulme Trust (United Kingdom) for the award of an Emeritus Fellowship (EM-2015-007). We also thank Oliver Götze for valuable discussions.

References

- [1] E. Manousakis. *Rev. Mod. Phys.*, **63**, 1 (1991).
- [2] M. A. Kastner, R. J. Birgeneau, G. Shirane, and Y. Endoh, *Rev. Mod. Phys.* **70**, 897 (1998).
- [3] *Quantum Magnetism*, Lecture Notes in Physics **645**, U. Schollwöck, J. Richter, D. J. J. Farnell, and R. F. Bishop, Eds. (Springer-Verlag, Berlin, 2004).
- [4] M. Troyer, H. Kontani, and K. Ueda, *Phys. Rev. Lett.* **76**, 3822 (1996).
- [5] T. Barnes, D. Kotchan, and E. S. Swanson, *Phys. Rev. B* **39**, 4357 (1989); T. Barnes, K. J. Cappon, E. Dagotto, D. Kotchan, and E. S. Swanson, *Phys. Rev. B* **40**, 8945 (1989).
- [6] M. S. Makivić and H.-Q. Ding, *Phys. Rev. B* **43**, 3562 (1991).
- [7] K. J. Runge, *Phys. Rev. B* **45**, 12292 (1992).
- [8] B. B. Beard and U.-J. Wiese, *Phys. Rev. Lett.* **77**, 5130 (1996).
- [9] A. Sandvik, *Phys. Rev. B* **56**, 11678 (1997).
- [10] J.-K. Kim and M. Troyer, *Phys. Rev. Lett.* **80**, 2705 (1998).
- [11] H.-Q. Lin, J. S. Flynn, and D. D. Betts, *Phys. Rev. B* **64**, 214411 (2001).
- [12] Zheng Weihong, J. Oitmaa, and C. J. Hamer, *Phys. Rev. B* **43**, 8321 (1991).
- [13] C. J. Hamer, Zheng Weihong, and P. Arndt, *Phys. Rev. B* **46**, 6276 (1992).
- [14] J. Igarashi, *Phys. Rev. B* **46**, 10763 (1992).

- [15] C. J. Hamer, Zheng Weihong, and J. Oitmaa, Phys. Rev. B **50**, 6877 (1994).
- [16] P. W. Anderson, Phys. Rev. **86**, 694 (1952).
- [17] R. Kubo, Phys. Rev. **87**, 568 (1952).
- [18] T. Oguchi, Phys. Rev. **117**, 117 (1960).
- [19] R. B. Stinchcombe, J. Phys. C **4**, L79 (1971).
- [20] H. J. Schulz and T. A. L. Ziman, Europhys. Lett. **18**, 355 (1992); H. J. Schulz, T. A. L. Ziman, and D. Poilblanc J. Phys. I **6**, 675 (1996).
- [21] J. Richter, J. Schulenburg, and A. Honecker, in *Quantum Magnetism*, Lecture Notes in Physics **645**, edited by U. Schollwöck, J. Richter, D. J. J. Farnell, and R. F. Bishop (Springer, Berlin, 2004), p. 84.
- [22] J. Richter and J. Schulenburg, Eur. Phys. J. B **73**, 117 (2010).
- [23] A. M. Läuchli, J. Sudan, and E. S. Sørensen, Phys. Rev. B **83**, 212401 (2011).
- [24] J. Richter, R. Darradi, J. Schulenburg, D. J. J. Farnell, and H. Rosner, Phys. Rev. B **81**, 174429 (2010).
- [25] R. R. P. Singh Phys. Rev. B **39**, 9760 (1989).
- [26] M. Roger and J. H. Hetherington, Phys. Rev. B **41**, 200 (1990); Europhys. Lett. **11**, 255 (1990).
- [27] R. F. Bishop, J. B. Parkinson, and Y. Xian, Phys. Rev. B **44**, 9425 (1991).
- [28] R. F. Bishop, R. G. Hale, and Y. Xian, Phys. Rev. Lett. **73**, 3157 (1994).
- [29] R. F. Bishop, D. J. J. Farnell, and J. B. Parkinson, J. Phys.: Condens. Matter **8**, 11153 (1996).
- [30] D. J. J. Farnell, S. A. Krüger, and J. B. Parkinson, J. Phys.: Condens. Matter **9**, 7601 (1997).

- [31] C. Zeng, D. J. J. Farnell, and R. F. Bishop, *J. Stat. Phys.* **90**, 327 (1998).
- [32] R. F. Bishop, in *Microscopic Quantum Many-Body Theories and Their Applications*, edited by J. Navarro and A. Polls, Lecture Notes in Physics 510 (Springer, Berlin, 1998), p.1.
- [33] R. F. Bishop, D. J. J. Farnell, S. E. Krüger, J. B. Parkinson, J. Richter, and C. Zeng, *J. Phys.: Condens. Matter* **12**, 6887 (2000).
- [34] S. E. Krüger, J. Richter, J. Schulenberg, D. J. J. Farnell, and R. F. Bishop, *Phys. Rev. B* **61**, 14607 (2000).
- [35] D. J. J. Farnell and R. F. Bishop, in *Quantum Magnetism*, Lecture Notes in Physics **645**, edited by U. Schollwöck, J. Richter, D. J. J. Farnell, and R. F. Bishop (Springer, Berlin, 2004), p. 307.
- [36] R. Darradi, J. Richter, and D. J. J. Farnell, *Phys. Rev. B* **72**, 104425 (2005).
- [37] D. J. J. Farnell, J. Schulenberg, J. Richter, and K. A. Gernoth, *Phys. Rev. B* **72**, 172408 (2005).
- [38] S. E. Krüger, R. Darradi, J. Richter, and D. J. J. Farnell, *Phys. Rev. B* **73**, 094404 (2006).
- [39] J. Richter, R. Darradi, R. Zinke, and R. F. Bishop, *Int. J. Mod. Phys. B* **21**, 2273 (2007).
- [40] R. F. Bishop, P. H. Y. Li, R. Darradi, J. Schulenburg, and J. Richter, *Phys. Rev. B* **78**, 054412 (2008).
- [41] R. F. Bishop, P. H. Y. Li, R. Darradi, J. Richter, and C. E. Campbell, *J. Phys.: Condens. Matter* **20**, 415213 (2008).
- [42] R. Darradi, O. Derzhko, R. Zinke, J. Schulenburg, S. E. Krüger, and J. Richter, *Phys. Rev. B* **78**, 214415 (2008).
- [43] D. J. J. Farnell, J. Richter, and R. Zinke, *J. Phys.: Condens. Matter* **21**, 406002 (2009).

- [44] D. J. J. Farnell, R. F. Bishop, P. H. Y. Li, J. Richter, and C. E. Campbell, *Phys. Rev. B* **84**, 012403 (2011).
- [45] M. Merdan and Y. Xian, *J. Phys.: Condens. Matt.* **23**, 406001 (2011).
- [46] R. F. Bishop and P. H. Y. Li, *Phys. Rev. A* **83**, 042111 (2011).
- [47] O. Götze, D. J. J. Farnell, R. F. Bishop, P. H. Y. Li, and J. Richter, *Phys. Rev. B* **84**, 224428 (2011).
- [48] R. F. Bishop, P. H. Y. Li, D. J. J. Farnell, J. Richter, and C. E. Campbell. *Phys. Rev. B* **85**, 205122 (2012).
- [49] O. Götze and J. Richter, *Phys. Rev. B* **91**, 104402 (2015).
- [50] J.-J. Jiang, Y.-J. Liu, F. Tang, C.-H. Yang, and Y.-B. Sheng, *Physica B: Cond. Mat.* **463**, 30 (2015).
- [51] J. Richter, R. Zinke, and D. J. J. Farnell, *Eur. Phys. J. B* **88**, 2 (2015).
- [52] R. F. Bishop, P. H. Y. Li, O. Götze, J. Richter, and C. E. Campbell, *Phys. Rev. B* **92**, 224434 (2015).
- [53] O. Götze, J. Richter, R. Zinke, and D. J. J. Farnell, *J. Magn. Magn. Mater.* **397**, 333 (2016).
- [54] R. F. Bishop and P. H. Y. Li, *J. Magn. Magn. Mater.* **407**, 348 (2016).
- [55] T. Einarsson and H. J. Schulz, *Phys. Rev. B* **51**, R6151 (1995).
- [56] P. Lecheminant, B. Bernu, C. Lhuillier, and L. Pierre, *Phys. Rev. B* **52**, 9162 (1995).
- [57] L. O. Manuel, A. E. Trumper, and H. A. Ceccatto, *Phys. Rev. B* **57**, 8348 (1998).
- [58] A GPL licensed version of the ‘Crystallographic Coupled Cluster Method’ (CCCM) code of D. J. J. Farnell and J. Schulenburg is available online at: <http://www.ovgu.de/jschulen/ccm/>
- [59] Zheng Weihong, J. Oitmaa, and C. J. Hamer, *Phys. Rev. B* **52**, 10278 (1995).

- [60] N. S. Witte, L. C. L. Hollenberg, and W. Zheng, Phys. Rev. B **55**, 10412 (1997).
- [61] M. Kohno and M. Takahashi, Phys. Rev. B **56**, 3212 (1997).
- [62] P. Hasenfratz and F. Niedermayer, Z. Phys. B **92**, 91 (1993).
- [63] B. I. Halperin and P. C. Hohenberg, Phys. Rev. **188**, 898 (1969).
- [64] S. Chakravarty, B. I. Halperin, and D. R. Nelson, Phys. Rev. B **39**, 2344 (1989).
- [65] A. L. Chernyshev and M. E. Zhitomirsky, Phys. Rev. B **79**, 174402 (2009).
- [66] A. Sandvik and C. J. Hamer, Phys. Rev. B **60**, 6588 (1999).
- [67] D. Huse, Phys. Rev. B **37**, 2380 (1988).
- [68] H-X. He, C. J. Hamer, and J. Oitmaa, J. Phys. A **23**, 1775 (1990).
- [69] D. Horn and M. Weinstein, Phys. Rev. D **30**, 1256 (1984).
- [70] J. Cioslowski, Phys. Rev. Lett. **58**, 83 (1987).
- [71] J. Cioslowski, Phys. Rev. A **36**, 374 (1987).
- [72] L. C. L. Hollenberg, Phys. Rev. D **47**, 1640 (1993).
- [73] N. S. Witte and L. C. L. Hollenberg, Z. Phys. B **95**, 531 (1994).