

Universal limiting pressure for a three-flavor color superconducting PNJL model phase diagram

A. Ayriyan,^{1,*} J. Berdermann,^{2,†} D. Blaschke,^{3,4,5,‡} and R. Lastowiecki^{3,§}

¹Laboratory of Information Technologies, JINR Dubna, RU-141980 Dubna, Russia

²Deutsches Zentrum für Luft- und Raumfahrt (DLR), DE-17235 Neustrelitz, Germany

³Instytut Fizyki Teoretycznej, Uniwersytet Wrocławski, PL-50-204 Wrocław, Poland

⁴Bogoliubov Laboratory of Theoretical Physics, JINR Dubna, RU-141980 Dubna, Russia

⁵National Research Nuclear University (MEPhI), RU-115409 Moscow, Russia

(Dated: November 28, 2021)

The phase diagram of a three-flavor Polyakov-loop Nambu-Jona-Lasinio model is analyzed for the case of isospin symmetric matter with color superconducting phases. The coexistence of chiral symmetry breaking and two-flavor color superconductivity (2SC phase) and a thermodynamic instability due to the implementation of a color neutrality constraint is observed. It is suggested to use a universal hadronization pressure to estimate the phase border between hadronic and quark-gluon plasma phases. Trajectories of constant entropy per baryon are analyzed for conditions appropriate for heavy-ion collisions in the NICA-FAIR energy range.

PACS numbers: 12.38.Mh, 12.39.Ki, 25.75.Nq

I. INTRODUCTION

The phase diagram of quantum chromodynamics (QCD) is in the center of attention of modern physics [1]. It is an object of intensive studies at already existing (LHC, RHIC, SPS, SIS) and planned (FAIR-CBM, NICA-MPD) heavy-ion collision experiments [2]. In addition, the high density part of the QCD phase diagram is of interest for astrophysics, in particular for scenarios of supernova explosions [3, 4], neutron star (NS) mergers [5–7], and NS structure [8–10]. For QCD motivated hybrid star models that fulfil the $2M_{\odot}$ constraint [11–13] on the maximum mass, see for instance [14–17] and references therein. A set of constraints for the high-density equation of state (EoS) from the phenomenology of compact stars and heavy-ion collisions has been compiled in [18] and applied also to the case of hybrid EoS in [19]. Of special interest are statements about the possible existence of a critical endpoint in the QCD phase diagram [20, 21] that could eventually be supported by NS phenomenology [22–25] or in black-hole formation [26].

From the theoretical standpoint the high temperature region of phase diagram can be accessed by lattice simulations [27, 28]. Unfortunately, at finite chemical potential direct Monte-Carlo calculations of QCD on the lattice run into the, yet to be solved, sign problem (see, e.g., Ref. [29] for an overview). In light of these difficulties effective models have been developed and applied in order to extract information from laboratory experiments and compact star astrophysics as well as to cast predictions on the phase structure of QCD at high densities (see,

e.g., Ref. [30] for an introduction). Most popular for calculating the quark matter equation of state and for the study of the QCD phase diagram became the class of so-called chiral quark models built in analogy to the Nambu–Jona-Lasinio (NJL) model [31]; for reviews see, e.g., Refs. [32–36].

While being successful in capturing aspects of chiral symmetry breaking and restoration as well as pion properties in hot, dense quark matter, the main shortcoming of these models is the lack of a confinement mechanism. A partial fix to this problem is provided by the coupling of the chiral quark sector to the Polyakov-loop with an appropriate temperature dependent effective potential fitted to pure gauge lattice QCD thermodynamics results at $\mu = 0$ [37], which is then extended also to finite chemical potentials, e.g., in Refs. [38, 39].

It has been shown [40] that the QCD Lagrangian at asymptotically high chemical potentials exhibits the Cooper instability [41], due to attractive quark-quark interaction in the color anti-triplet channel. In the framework of NJL-like models the question of the color superconductivity (CS) resulting from the BCS mechanism has been studied and a large variety of phases has been proposed [42], including anisotropic phases leading to a color superconducting crystalline phases, see [43, 44] for recent reviews.

The analysis of the PNJL model phase diagram with color superconductivity has been performed for the two-flavor system in [45]. The aim of this paper is to extend this study to three-flavor quark matter. The phase diagram of the NJL model, without the coupling to the Polyakov loop variable, has been studied for a certain parameter choice [47, 48] and the possibility of neutrino trapping with its effect on the phase diagram has been considered in [49, 50]. In any model for high-density matter, the $2M_{\odot}$ mass constraints for neutron stars has to be taken into account (for details see [16]).

*Electronic address: ayriyan@jinr.ru

†Electronic address: jens.berdermann@gmail.com

‡Electronic address: blaschke@ift.uni.wroc.pl

§Electronic address: lastowiecki@ift.uni.wroc.pl

II. COLOR-SUPERCONDUCTING POLYAKOV-NAMBU-JONA-LASINIO MODEL

In the present study we use a state-of-the-art PNJL model including scalar, diquark and vector interaction channels as well as the Polyakov-loop variable. The Kobayashi-Maskawa-'t Hooft (KMT) determinant interaction term has been considered in [51] in the context of this model and the $2M_\odot$ constraint from PSR J1614-2230 but will be suppressed for clarity of the present study.

The Lagrangian of the model can be decomposed into three parts

$$\mathcal{L} = \mathcal{L}_0 + \mathcal{L}_{\text{int}} + \mathcal{U}(T, \Phi) , \quad (1)$$

with the free Dirac part

$$\mathcal{L}_0 = \bar{q}(-i\gamma_\mu D_\mu + \hat{m} + \hat{\mu})q , \quad (2)$$

where $\hat{m} = \text{diag}(m_u, m_d, m_s)$ and $\hat{\mu} = \text{diag}(\mu_u, \mu_d, \mu_s)$. The interaction part given as

$$\begin{aligned} \mathcal{L}_{\text{int}} = & G_S \sum_{a=0}^8 [(\bar{q}\tau_a q)^2 + \eta_V (\bar{q}i\gamma_0 q)^2] \\ & + G_S \eta_D \sum_{a,b=2,5,7} (\bar{q}i\gamma_5 \tau_a \lambda_b C \bar{q}^T)(q^T C i\gamma_5 \tau_a \lambda_a q). \end{aligned} \quad (3)$$

The covariant derivative $D_\mu = \partial_\mu - i\bar{A}_\mu$ includes minimal coupling of quark fields to the background gluon field G_a^μ which is assumed in the form

$$\bar{A}_\mu = g\delta_{\mu 0} G_a^\mu \lambda^a / 2. \quad (4)$$

The traced Polyakov loop can be expressed as

$$\Phi = \frac{1}{3} \text{Tr} \exp(i\beta\phi), \quad (5)$$

where $\phi = i\bar{A}_0$. In Polyakov gauge the matrix ϕ is

$$\phi = \phi_3 \lambda_3 + \phi_8 \lambda_8, \quad (6)$$

with two independent variables ϕ_3 and ϕ_8 . The Polyakov-loop potential is chosen in the logarithmic form

$$\begin{aligned} \frac{\mathcal{U}(\Phi, T)}{T^4} = & -\frac{1}{2} a(T) \Phi^* \Phi \\ & + b(T) \ln \left[1 - 6\Phi^* \Phi + 4(\Phi^3 + \Phi^{*3}) \right. \\ & \left. - 3(\Phi^* \Phi)^2 \right], \end{aligned} \quad (7)$$

with coefficients $a(T)$ and $b(T)$ taken from [38]

$$a(T) = a_0 + a_1 \left(\frac{T_0}{T}\right) + a_2 \left(\frac{T_0}{T}\right)^2, \quad b(T) = b_3 \left(\frac{T_0}{T}\right)^3,$$

where $a_0 = 3.51$, $a_1 = -2.47$, $a_2 = 15.2$ and $b_3 = -1.75$.

The parameters of the model are set in vacuum, by fitting meson properties, in particular the pion mass,

pion decay constant and kaon mass. The NJL model contains four parameters: the cutoff for the divergent three-momentum integrals, the scalar coupling constant, the current mass of light quarks (in principle those are two parameters, but for simplicity we can choose to have $m_u = m_d$) and the current mass of strange quarks m_s . This leaves one parameter which is fitted with either quark condensate in vacuum or to the constituent quark mass. This leaves some freedom in setting the value of the scalar coupling strength. In this work we will choose one of parametrisations compatible with observables, to be exact we chose parametrization with constituent quark mass $M(p=0) = 367.5$ MeV from Ref. [52], where the value of the strange quark mass has been corrected [53]. The resulting parameter values are

$$\begin{aligned} \Lambda &= 602.3 \\ m_{u,d} &= 5.5 \\ m_s &= 138.757 \\ G_S &= 6.38427. \end{aligned}$$

The Lagrangian can be used to obtain the mean-field approximation to the grand canonical thermodynamical potential

$$\begin{aligned} \Omega(T, \{\mu\}) = & \frac{\phi_u^2 + \phi_d^2 + \phi_s^2}{8G_S} - \frac{\omega_u^2 + \omega_d^2 + \omega_s^2}{8G_V} \\ & + \frac{\Delta_{ud}^2 + \Delta_{us}^2 + \Delta_{ds}^2}{4G_D} \\ & - \int \frac{d^3p}{(2\pi)^3} \sum_{n=1}^{18} \left[E_n + 2T \ln \left(1 + e^{-E_n/T} \right) \right] \\ & + \Omega_{lep} - \Omega_0 + \mathcal{U}(\Phi, T). \end{aligned} \quad (8)$$

We are interested in the mean-field equilibrium value of Ω . In order to reach that goal it is necessary to find the extremum of Ω with respect to all order parameters. This procedure results in a set of coupled gap equations

$$\frac{\partial \Omega}{\partial \phi_f} = \frac{\partial \Omega}{\partial \Delta_{ik}} = \frac{\partial \Omega}{\partial \phi_3} = \frac{\partial \Omega}{\partial \phi_8} = 0, \quad (9)$$

that need to be solved self-consistently. Additionally color-neutrality should be observed, which leads to additional equations for color chemical potentials μ_3 and μ_8 , see [34, 45]

$$\frac{\partial \Omega}{\partial \mu_3} = \frac{\partial \Omega}{\partial \mu_8} = 0. \quad (10)$$

The set of values of the free parameters η_D and η_V has been chosen to fulfil the PSR J1614-2230 and PSR J0348-0432 mass constraint as $\eta_D = 1.0$ and $\eta_V = 0.30$ [16].

III. RESULTS FOR ISOSPIN SYMMETRIC MATTER

In heavy-ion collisions matter is to a very good approximation in an isospin symmetric state. This implies

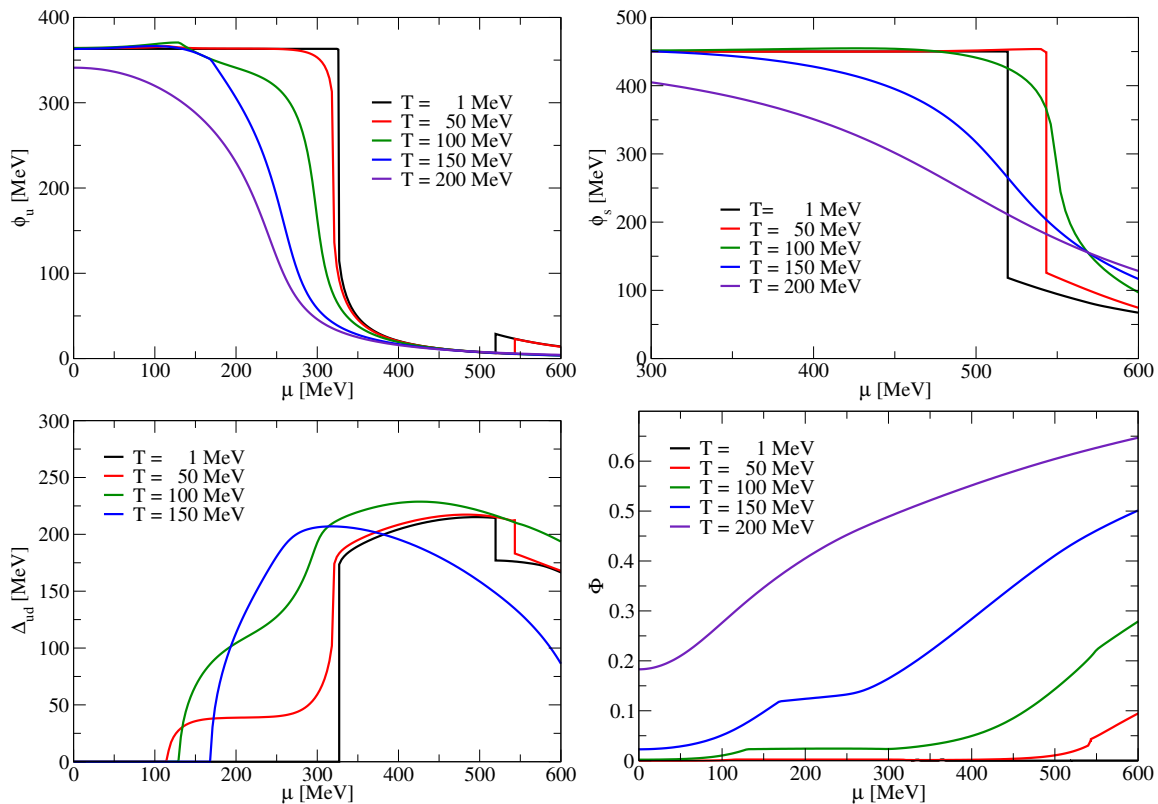


FIG. 1: (Color online) Solutions of the gap equations for isospin symmetric quark matter as functions of the chemical potential μ for selected temperatures $T = 1, 50, 100, 150$ and 200 MeV. The behavior of the light quark mass gap $\phi_u = \phi_d$ (upper left panel) signals a first-order chiral transition at low and a crossover higher temperatures with a critical endpoint between $T = 50$ and 100 MeV. The mass gap for strange quarks ϕ_s is shown in the upper right panel and indicates a sequential chiral restoration at higher chemical potentials than for light quarks. The color antitriplet pairing gap between up and down quarks (Δ_{ud}) is shown in the lower left panel and the traced Polyakov loop Φ in the lower right panel.

the following relation for the chemical potentials of quark flavors

$$\mu_u = \mu_d, \quad \mu_s \simeq 0. \quad (11)$$

No electrons are present during the collision and the system is not electrically neutral. For the purpose of this paper we will restrict our discussion to this case. We should note, however, that for astrophysical applications more relevant is the state of matter in beta equilibrium.

We begin the discussion of the results with a close look at the behavior of the mean field condensates and the Polyakov loop variable. In Fig. 1 we present the mass gaps, the ud -pairing gap and the Polyakov loop as a function of the chemical potential for selected temperatures.

For the mass gap of light quarks $\phi_u = \phi_d$ (shown in the upper left panel) we observe a standard behavior: at small temperatures the chiral symmetry restoration is a first order phase transition with an apparent jump in the condensate. When the temperature is increasing the transition tends to be more and more of a crossover type, with gradual decrease in the condensate. The chemical potential dependence of the strange quark mass gap ϕ_s (shown in the upper right panel) is similar: with increasing temperature, the first order transition changes to a

crossover. Only the magnitude of the gap and the chemical potential where the transition takes place is larger than in the light quark sector. The transitions occur sequentially with increasing baryon number density.

The pairing gap of up and down quarks Δ_{ud} is shown in the lower left panel of Fig. 1. For the temperature $T = 1$ MeV (which is equivalent to the zero temperature case) the behavior is typical for the NJL model: the ud pairing gap gets switched on with a jump at the same critical chemical potential where the light quark mass gap jumps down by one order of magnitude. Chiral symmetry breaking and color superconductivity are anticorrelated. Because of the still too big mass difference between light and strange quarks, no pair condensation in the light-strange mixed pairing channels occurs, $\Delta_{us} = \Delta_{ds} = 0$, which characterizes the two-flavor color superconducting (2SC) phase. At chemical potentials around 520 MeV a second, smaller jump occurs which is connected to the partial chiral restoration in the strange quark sector (see the upper right panel) which entails the appearance of the color-flavor locking (CFL) phase characterized by three nonvanishing pairing gaps instead of one, $\Delta_{ud} \neq 0$, $\Delta_{us} \neq 0$, $\Delta_{ds} \neq 0$.

In the present model the Polyakov loop has been in-

cluded as a way to account to some degree for the confinement of quarks and gluons. We remind that the Polyakov loop equal to zero signals confinement, while its approach to one indicates deconfinement. In the lower right panel its chemical potential dependence is shown. It is close to zero for small temperatures and chemical potentials and rises as a function of both.

An interesting phenomenon is observed when the temperature is increased. The pairing gap develops non-zero values even at chemical potentials well below the (pseudo-)critical one for chiral restoration so that a phase coexistence of chiral symmetry breaking and color superconductivity appears. It is in particular in this region of the $T - \mu$ plane that negative pressure and negative baryon density occur, signalling a thermodynamic instability. We suspect that this is a consequence of the procedure for establishing color neutrality of the system, as defined by a vanishing of the color densities $n_3 = n_r - n_g$ and $n_8 = (n_r + n_g - 2n_b)/\sqrt{3}$ which are conjugate to the color chemical potentials $\mu_3 = \mu_r - \mu_g$ and $\mu_8 = (\mu_r + \mu_g - 2\mu_b)/\sqrt{3}$, respectively (see chapter 6 of [34] for details). The shortcomings of this definition of color neutrality in the presence of a 2SC diquark condensate have been discussed in [54], see also [55, 56] for the NJL model. In the presence of a Polyakov-loop field the situation with respect to color neutrality is further obscured and requires particular attention, see [57] for a special model realization.

It is clear that in a quark matter model which would realize quark and gluon confinement in color singlet states in the hadronic phase no problems with color neutrality and thermodynamic stability shall occur in that region since it would be covered by the dominance of hadronic degrees of freedom.

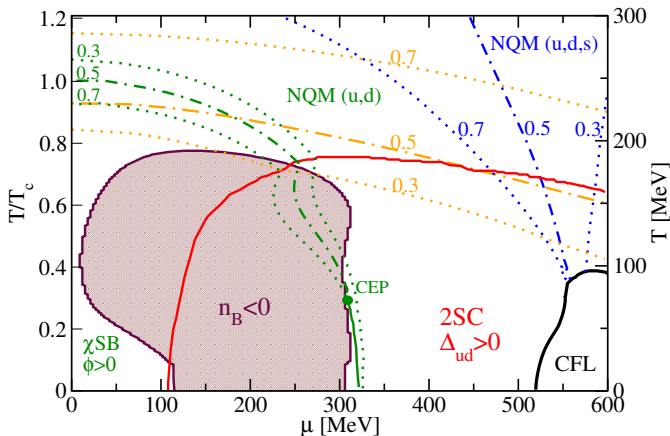


FIG. 2: (Color online) Phase diagram of symmetric matter in the 3FCS PNJL model with lines of constant values for the order parameters: vanishing 2SC (red) and CFL (black) pairing gaps, Polyakov loop (orange), light quark mass (green) and strange quark mass (blue) relative to their vacuum values. The instability region ($n_B < 0$) is shown as filled with brown color.

The results of this work are summed up in Fig. 2. The

phase structure of the model (note that no phase transition to quark matter has been constructed here) consists of a chirally broken phase, the previously mentioned region of instability with negative density and pressure, chirally restored normal quark matter for high temperatures, the 2SC phase at moderate chemical potentials and not too high temperatures (which in our case penetrates also to the region where chiral symmetry is not yet restored) and finally the CFL phase superconductor at low temperatures and high chemical potentials.

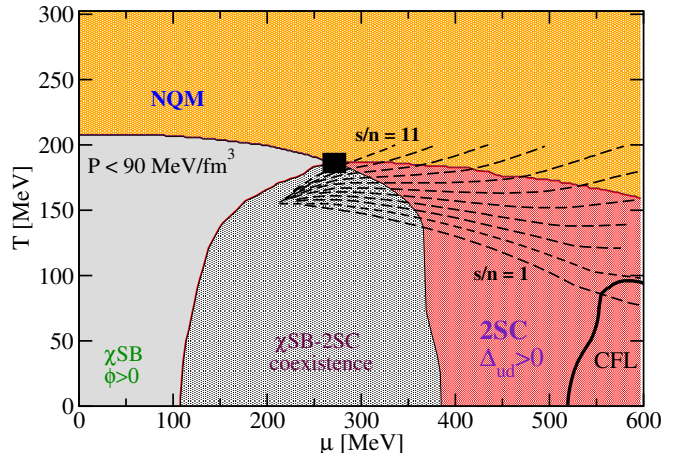


FIG. 3: (Color online) Phase diagram of the color superconducting three-flavor PNJL model with the hadronic phase region defined by a universal hadronization pressure [58] of $90 \text{ MeV}/\text{fm}^3$.

In Fig. 3 we extract a schematic phase diagram for low-energy QCD from the results of the color superconducting three-flavour PNJL model and its order parameters where we identify the region of the hadronic phase following the reasoning of Ref. [58] where the concept of a universal hadronization pressure has been introduced on the basis of a statistical model parametrization of particle abundances at chemical freeze-out.

For the discussion of potential applications of our results to heavy ion collisions we plotted lines of constant entropy per baryon ranging from $s/n = 1$ up to $s/n = 11$. This could be approximate trajectories of the evolution of a fireball in HIC for the lower range of NICA and FAIR energies, see Fig. 2 of Ref. [59]. In this figure we include also the line of constant pressure equal to $82 \pm 8 \text{ MeV}/\text{fm}^3$ (we take the upper limit of $90 \text{ MeV}/\text{fm}^3$) to estimate the phase border between the quark-gluon plasma phases and the hadronic phases of strongly interacting matter.

We note here that the previously mentioned instability region is covered in the phase diagram completely by the hadronic phase, or at least is located where we would expect the hadronic degrees of freedom to be the relevant ones. This “coincidence” allows to use the model in the thermodynamical parameters range where it is relevant, despite the inherent instabilities in low energy region. The three-flavor color superconducting PNJL model with a phase transition to hadronic matter

described by the DD2 model was obtained in [39] by a Maxwell construction. Indeed the potential instability region is covered there with the hadronic equation of state.

IV. SUMMARY AND CONCLUSIONS

The phase diagram for the three-flavor PNJL model with color superconductivity obtained here has three order parameters that characterize the phase structure

1. chiral condensates (quark masses) - chiral symmetry breaking in light and strange sectors;
2. diquark gaps (color superconductivity) - 2SC and CFL phases;
3. Polyakov loop (confinement) - $Z(3)$ symmetry breaking.

There is a region of instability characterized by a negative pressure that is obtained in the confining phase where chiral symmetry is broken. We exclude this region by

defining a hadronic phase with non-negative pressure below $P_{\text{crit}} \sim 82 \pm 8 \text{ MeV/fm}^3$, the universal hadronization pressure [58]. The light and strange quarks appear sequentially in the system. Lines of constant entropy per baryon indicate paths for the dynamical evolution of a fireball in a heavy-ion collision. We emphasize the accessibility at NICA/FAIR energies of a "quarkyonic matter" region with partial chiral symmetry restoration inside the hadronic world, as well as a quadruple point (black square) [60] where the four phases meet.

Acknowledgements

We acknowledge collaboration with D. Alvarez-Castillo, H. Grigorian, F. Sandin and S. Typel. The visits of A.A. at the University of Wroclaw were supported by the Bogoliubov-Infeld program for collaboration between JINR Dubna and Polish Institutes as well as by the COST Action "NewCompStar" under grant number COST-STSM-MP1304-33291. D.B. received funding from NCN under grant number UMO-2011/02/A/ST2/00306.

-
- [1] P. Braun-Munzinger and J. Wambach, *Rev. Mod. Phys.* **81**, 1031 (2009).
 - [2] P. Braun-Munzinger, B. Friman and J. Stachel, *Nucl. Phys. A* **931**, pp.1 (2014).
 - [3] I. Sagert, T. Fischer, M. Hempel, G. Pagliara, J. Schaffner-Bielich, A. Mezzacappa, F.-K. Thielemann and M. Liebendörfer, *Phys. Rev. Lett.* **102**, 081101 (2009).
 - [4] T. Fischer, D. Blaschke, M. Hempel, T. Klähn, R. Lastowiecki, M. Liebendörfer, G. Martinez-Pinedo and G. Pagliara *et al.*, *Phys. Atom. Nucl.* **75**, 613 (2012).
 - [5] Bruno Giacomazzo, Luciano Rezzolla, Luca Baiotti, David Link, and José A. Font, *AIP Conf. Proc.* 1358, pp. 187-190 (2010).
 - [6] A. Bauswein, H. T. Janka, K. Hebeler and A. Schwenk, *Phys. Rev. D* **86**, 063001 (2012).
 - [7] K. Takami, L. Rezzolla and L. Baiotti, *Phys. Rev. Lett.* **113**, no. 9, 091104 (2014).
 - [8] N. K. Glendenning, *Compact stars: Nuclear physics, particle physics, and general relativity*, Springer, New York (1997).
 - [9] D. Blaschke, A. Sedrakian and N. K. Glendenning, *Physics of neutron star interiors*, Lecture Notes in Physics **578**, Springer, New York (2001).
 - [10] P. Haensel, A. Y. Potekhin and D. G. Yakovlev, *Neutron stars 1: Equation of state and structure*, Astrophysics and space science library **326**, Springer, New York (2007).
 - [11] P. Demorest, T. Pennucci, S. Ransom, M. Roberts, J. Hessels, *Nature* **467**, 1081 (2010).
 - [12] E. Fonseca *et al.*, arXiv:1603.00545 [astro-ph.HE].
 - [13] J. Antoniadis *et al.*, *Science* **340**, 6131 (2013).
 - [14] M. Alford, D. Blaschke, A. Drago, T. Klähn, G. Pagliara and J. Schaffner-Bielich, *Nature* **445**, E7 (2007).
 - [15] T. Klähn, D. Blaschke, F. Sandin, C. Fuchs, A. Faessler, H. Grigorian, G. Röpke and J. Trümper, *Phys. Lett. B* **654**, 170 (2007).
 - [16] T. Klähn, R. Lastowiecki and D. B. Blaschke, *Phys. Rev. D* **88**, no. 8, 085001 (2013).
 - [17] T. Kojo, P. D. Powell, Y. Song and G. Baym, *Phys. Rev. D* **91**, no. 4, 045003 (2015).
 - [18] T. Klähn *et al.*, *Phys. Rev. C* **74**, 035802 (2006).
 - [19] T. Klähn, D. Blaschke and F. Weber, *Phys. Part. Nucl. Lett.* **9**, 484 (2012).
 - [20] T. Hatsuda, M. Tachibana, N. Yamamoto and G. Baym, *Phys. Rev. Lett.* **97**, 122001 (2006).
 - [21] P. D. Powell and G. Baym, *Phys. Rev. D* **85**, 074003 (2012).
 - [22] D. Blaschke, D. E. Alvarez-Castillo and S. Benic, *PoS CPOD* **2013**, 063 (2013).
 - [23] S. Benic, D. Blaschke, D. E. Alvarez-Castillo, T. Fischer and S. Typel, *Astron. Astrophys.* **577**, A40 (2015).
 - [24] A. Ayriyan, D. E. Alvarez-Castillo, D. Blaschke, H. Grigorian and M. Sokolowski, *Phys. Part. Nucl.* **46**, no. 5, 854 (2015).
 - [25] D. Alvarez-Castillo, A. Ayriyan, S. Benic, D. Blaschke, H. Grigorian and S. Typel, *Eur. Phys. J. A* **52**, no. 3, 69 (2016).
 - [26] A. Ohnishi, H. Ueda, T. Z. Nakano, M. Ruggieri and K. Sumiyoshi, *Phys. Lett. B* **704**, 284 (2011).
 - [27] A. Bazavov *et al.* [HotQCD Collaboration], *Phys. Rev. D* **90**, no. 9, 094503 (2014).
 - [28] S. Borsanyi, Z. Fodor, C. Hoelbling, S. D. Katz, S. Krieg and K. K. Szabo, *Phys. Lett. B* **730**, 99 (2014).
 - [29] F. Karsch and M. P. Lombardo (Eds.), *QCD at finite baryon density*, *Nucl. Phys. A* **642**, pp.1 (1998).

- [30] B. Friman, C. Höhne, J. Knoll, S. Leupold, J. Randrup, R. Rapp and P. Senger, *The CBM physics book: Compressed baryonic matter in laboratory experiments*, Lect. Notes Phys. **814**, pp. 980 (2011).
- [31] Y. Nambu, G. Jona-Lasinio, Phys. Rev. **122**, 345 (1961).
- [32] S. P. Klevansky, Rev. Mod. Phys. **64**, 649 (1992).
- [33] T. Hatsuda, T. Kunihiro, Phys. Rept. **247**, 221 (1994).
- [34] M. Buballa, Phys. Rept. **407**, 205 (2005).
- [35] K. Fukushima and T. Hatsuda, Rept. Prog. Phys. **74**, 014001 (2011).
- [36] K. Fukushima and C. Sasaki, Prog. Part. Nucl. Phys. **72**, 99 (2013).
- [37] C. Ratti, M. A. Thaler and W. Weise, Phys. Rev. D **73**, 014019 (2006).
- [38] S. Roessner, C. Ratti and W. Weise, Phys. Rev. D **75**, 034007 (2007).
- [39] D. B. Blaschke, F. Sandin, V. V. Skokov and S. Typel, Acta Phys. Polon. Supp. **3**, 741 (2010).
- [40] T. Schäfer and F. Wilczek, Phys. Rev. D **60**, 114033 (1999).
- [41] L. N. Cooper, Phys. Rev. **104**, 1189 (1956).
- [42] M. Alford, J. A. Bowers, and K. Rajagopal, Phys. Rev. **D63**, 074016 (2001).
- [43] M. G. Alford, A. Schmitt, K. Rajagopal and T. Schäfer, Rev. Mod. Phys. **80**, 1455 (2008).
- [44] R. Anglani, R. Casalbuoni, M. Ciminale, N. Ippolito, R. Gatto, M. Mannarelli and M. Ruggieri, Rev. Mod. Phys. **86**, 509 (2014).
- [45] D. Gomez Dumm, D. B. Blaschke, A. G. Grunfeld, N. N. Scoccola, Phys. Rev. **D78**, 114021 (2008).
- [46] P. D. Powell and G. Baym, Phys. Rev. D **88**, no. 1, 014012 (2013).
- [47] D. Blaschke, S. Fredriksson, H. Grigorian, A. M. Öztas, F. Sandin, Phys. Rev. **D72**, 065020 (2005).
- [48] S. B. Ruester, V. Werth, M. Buballa, I. A. Shovkovy and D. H. Rischke, Phys. Rev. D **72**, 034004 (2005).
- [49] S. B. Ruester, V. Werth, M. Buballa, I. A. Shovkovy and D. H. Rischke, Phys. Rev. D **73**, 034025 (2006).
- [50] F. Sandin and D. Blaschke, Phys. Rev. D **75**, 125013 (2007).
- [51] D. Blaschke, J. Berdermann and R. Lastowiecki, Prog. Theor. Phys. Suppl. **186**, 81 (2010).
- [52] H. Grigorian, Phys. Part. Nucl. Lett. **4**, 223 (2007).
- [53] For details of calculation and an online parametrization solving tool see webpage by F. Sandin at <http://3fcs.pendicular.net>
- [54] M. Buballa and I. A. Shovkovy, Phys. Rev. D **72**, 097501 (2005).
- [55] L. Y. He, M. Jin and P. F. Zhuang, Chin. Phys. Lett. **23**, 564 (2006).
- [56] D. Blaschke, D. Gomez Dumm, A. G. Grunfeld and N. N. Scoccola, hep-ph/0507271.
- [57] H. Abuki and K. Fukushima, Phys. Lett. B **676**, 57 (2009).
- [58] M. Petran and J. Rafelski, Phys. Rev. C **88**, 021901(R) (2013).
- [59] Y. B. Ivanov and A. A. Soldatov, arXiv:1605.02476 [nucl-th].
- [60] A. Ayriyan, D. Blaschke and R. Lastowiecki, J. Phys. Conf. Ser. **668**, no. 1, 012101 (2016).