

# New spectroscopic binary companions of giant stars and updated metallicity distribution for binary systems <sup>★</sup>

P. Bluhm<sup>1</sup>, M.I. Jones<sup>2</sup>, L. Vanz<sup>2,3</sup>, M.G. Soto<sup>4</sup>, J. Vos<sup>5</sup>, R.A. Wittenmyer<sup>6,7</sup>, H. Drass<sup>2</sup>, J.S. Jenkins<sup>4</sup>, F. Olivares<sup>8,9</sup>, R.E. Mennickent<sup>10</sup>, M. Vučković<sup>5</sup>, P. Rojo<sup>4</sup>, and C.H.F. Melo<sup>11</sup>

<sup>1</sup> Instituto de Astrofísica, Pontificia Universidad Católica, Av. Vicuña Mackenna 4860, 782-0436 Macul, Santiago, Chile.

<sup>2</sup> Center of Astro-Engineering UC, Pontificia Universidad Católica, Santiago, Chile.

<sup>3</sup> Department of Electrical Engineering, Pontificia Universidad Católica, Santiago, Chile.

<sup>4</sup> Departamento de Astronomía, Universidad de Chile, Camino El Observatorio 1515, Las Condes, Santiago, Chile.

<sup>5</sup> Instituto de Física y Astronomía, Universidad de Valparaíso, Valparaíso, Chile.

<sup>6</sup> School of Physics and Australian Centre for Astrobiology, University of New South Wales, Sydney 2052, Australia.

<sup>7</sup> Computational Engineering and Science Research Centre, University of Southern Queensland, Toowoomba, Australia.

<sup>8</sup> Departamento de Ciencias Físicas, Universidad Andres Bello, Avda. Republica 252, Santiago, Chile.

<sup>9</sup> Millennium Institute of Astrophysics, Santiago, Chile.

<sup>10</sup> Departamento de Astronomía, Universidad de Concepción, Casilla 160-C Concepción, Chile.

<sup>11</sup> European Southern Observatory, Casilla 19001, Santiago, Chile.

## ABSTRACT

We report the discovery of 24 spectroscopic binary companions to giant stars. We fully constrain the orbital solution for 6 of these systems. We cannot unambiguously derive the orbital elements for the remaining stars because the phase coverage is incomplete. Of these stars, 6 present radial velocity trends that are compatible with long-period brown dwarf companions.

The orbital solutions of the 24 binary systems indicate that these giant binary systems have a wide range in orbital periods, eccentricities, and companion masses. For the binaries with restricted orbital solutions, we find a range of orbital periods of between  $\sim 97$ -1600 days and eccentricities of between  $\sim 0.1$ -0.4.

In addition, we studied the metallicity distribution of single and binary giant stars. We computed the metallicity of a total of 395 evolved stars, 59 of which are in binary systems. We find a flat distribution for these binary stars and therefore conclude that stellar binary systems, and potentially brown dwarfs, have a different formation mechanism than planets. This result is confirmed by recent works showing that extrasolar planets orbiting giants are more frequent around metal-rich stars.

Finally, we investigate the eccentricity as a function of the orbital period. We analyzed a total of 130 spectroscopic binaries, including those presented here and systems from the literature. We find that most of the binary stars with periods  $\leq 30$  days have circular orbits, while at longer orbital periods we observe a wide spread in their eccentricities.

**Key words.** giant stars – techniques: radial velocities – evolution: stars

## 1. Introduction

The study of stars in binary systems provides valuable information about the formation and dynamical evolution of stars. Radial velocity (RV) surveys have revealed that a significant fraction of the stars in the solar neighborhood are found in multiple systems. Duquennoy et al. (1991) showed that more than half of the nearby stars are found in multiple systems, although more recent results show that this fraction is slightly lower (Lada 2006; Raghavan et al. 2010).

It is well known that stellar systems predominantly form through the gravitational collapse of the molecular cloud, while planetary systems are subsequently formed in the protoplanetary disk. Machida (2008) investigated the evolution of clouds with various metallicities and showed that the binary frequency increases as the metallicity decreases. On the other

hand, the planetary formation follows the planet–metallicity correlation. This correlation tells us that planets form more efficiently around metal-rich stars (Gonzalez, 1997; Santos et al. 2001). When one of the stars in older stellar systems evolves off of the main sequence, the mutual effect of tidal interaction between them might dictate the final orbital configuration of the system. Verbunt & Phinney (1995) studied the orbital properties of binaries containing giant stars in open clusters. They showed that most of the binaries with periods shorter than  $\sim 200$  days present nearly circular orbits, which is most likely explained by the effect of the tidal circularization (Zahn 1977, 1989; Tassoul 1987, 1988, 1992). Similarly, Pan et al. (1998) showed that the predictions of Zahn's theories on synchronization for main-sequence binary systems are compatible with observational data. In addition, Masarotti et al. (2008, MAS08 hereafter) showed based on a sample of 761 giant stars that all stars in binary systems with periods shorter than 20 days have circularized orbits. They also demonstrated that  $\sim 50\%$  of the orbits that have periods in the range of 20–100 days show significant eccentricity. This result shows the importance of studying the eccentricity distribution of binary

*Send offprint requests to:* P. Bluhm, e-mail: pvbluhm@uc.cl

<sup>★</sup> Based on observations collected at La Silla - Paranal Observatory under programs IDs 085.C-0557, 087.C-0476, 089.C-0524, 090.C-0345, 096.A-9020 and through the Chilean Telescope Time under programs IDs CN2012A-73, CN2012B-47, CN2013A-111, CN2013B-51, CN2014A-52 and CN2015A-48.

**Table 1.** Instrument descriptions.

Instrument	Resolution	Range (Å)	Exp. time (sec)
FEROS	48000	3500-9200	60-500
FECH	43000	4000-7000	300-600
CHIRON	80000	4100-8700	500-1000
PUCHEROS	20000	4000-7000	900-1200
UCLES	45000	3000-7000	300-1200
HARPS	115000	3800-6700	90

systems containing giant stars. This allows us to test the validity of the tidal dissipation theory and to empirically measure the tidal dissipation efficiency. Moreover, these results can be also used to study the orbital evolution of planetary systems around evolved stars (e.g., Sato et al. 2008; Villaver & Livio 2009).

In this paper we report the discovery of 24 spectroscopic binary companions to giant stars, which have been targeted since 2009 by the EXPRESS project (**EX**o**PLAN**ets **aR**ound **E**volved **Star**S; Jones et al. 2011). The parent sample comprises 166 relatively bright giant stars. The RV measurements of these stars have revealed large amplitude variations, which are explained by the Doppler shift induced by stellar companions or massive brown dwarfs. For six of them, we have good phase coverage, thus the orbital solution is well constrained. The remaining systems present much longer orbital periods, which means that either their orbital solution is degenerate, or they present a linear RV trend.

In addition, we study the metallicity distribution of binary giant stars. To do so, we added 232 giant stars to the original sample, giving a total of 395 giant stars. We also investigated the period-eccentricity relation for 130 spectroscopic binary giant stars to understand the role of tidal circularization in these systems.

The paper is organized as follows: in Sect. 2 we briefly describe the observations and data reduction analysis. In Sect. 3 we present the stellar properties of the primary star. In Sect. 4 we present the orbital parameters of the binary companions. Finally, in Sect. 5 we present the metallicity distribution for the binary system fraction in giant stars, and in Sect. 6 we present a statistical analysis for the eccentricity distribution.

## 2. Observations and data reduction

We observed 24 giant stars that were part of the EXPRESS project. All of the targets are brighter than  $V = 8$  and are observable from the Southern Hemisphere. The target selection was performed according to their position in the HR diagram ( $0.8 \leq B - V \leq 1.2$ ,  $-0.5 \leq M_V \leq 4.0$ ). For more details see Jones et al. (2011).

The data were taken using different high-resolution spectrographs, namely FEROS (Kaufer et al. 1999), FECH, CHIRON (Tokovinin et al. 2013), and PUCHEROS (Vanzi et al. 2012). In addition, we included observations taken with UCLES (Diego et al. 1990) as part of the Pan-Pacific Planet Search (PPPS; Wittenmyer et al. 2011), and we complemented our data with HARPS (Mayor et al. 2003) archival spectra. A brief description of these instruments is given in Table 1.

For FEROS and HARPS data, the RVs were computed using the simultaneous calibration method (Baranne et al. 1996). For FEROS spectra, we computed the cross correlation (Tonry & Davis 1979) using a high-resolution template of the

same star (see Jones et al. 2013), while for HARPS spectra we used the ESO pipeline, which uses a numerical mask as template.

For PUCHEROS spectra, the Doppler shift was computed in a similar way as for the FEROS, but the instrumental drift was computed from a lamp observation taken before and after the stellar spectrum.

For FECH, CHIRON, and UCLES data, the RVs were computed using the  $I_2$  cell method (Butler et al. 1996). The iodine cell superimposes thousands of absorption lines in the stellar light, which are used to obtain a highly accurate wavelength reference. For FECH and CHIRON data, we computed the RVs following the procedure described in Jones et al. (2013), while for UCLES the velocities were obtained using the Austral code (Endl et al. 2000), following Wittenmyer et al. (2015).

The RV precision for FEROS, CHIRON and UCLES is typically better than  $5 \text{ m s}^{-1}$ , for FECH it is  $10\text{-}15 \text{ m s}^{-1}$ , and for PUCHEROS spectra the precision is  $\sim 150 \text{ m s}^{-1}$ .

## 3. Stellar properties

The main stellar properties of the primary stars are summarized in Table 2. The visual magnitude and B-V color were taken from the Hipparcos catalog (Perryman et al. 1997). A simple linear transformation was applied from the Tycho  $B_T$  and  $V_T$  magnitudes to B and V magnitudes in the Johnson photometric system, and are given by:  $V \simeq V_T - 0.090(B_T - V_T)$  and  $B - V \simeq 0.850(B_T - V_T)$ . The uncertainties were derived from the error in these transformations. Their distances were computed using the Hipparcos parallaxes ( $\Pi$ ). All of these objects are relatively bright ( $V < 8 \text{ mag}$ ), and they reside at a distance  $d < 200 \text{ pc}$  from the Sun.

To derive the spectroscopic atmospheric parameters, we used the equivalent widths of a set of neutral and singly ionized iron lines. We used the MOOG code (Sneden 1973), which solves the radiative transfer equation, using a list of atomic transitions along with a stellar atmosphere model from Kurucz (1993). For further details see Jones et al. (2011; 2015).

The stellar luminosities were computed using the bolometric correction (BC) presented in Alonso et al. (1999). Additionally, we corrected the visual magnitudes using the interstellar extinction maps of Arenou et al. (1992). The uncertainty in the luminosity was obtained by formal propagation of the errors in  $V$ ,  $\Pi$ ,  $A_V$  and the BC. The stellar mass and radius were derived by comparing the position of these two quantities with the Salasnich et al. (2000) evolutionary models, and their uncertainties were obtained from the standard deviation of 1000 random realizations, assuming Gaussian distributed errors in  $M_*$  and  $R_*$ . We adopted an uncertainty of 100 K in the effective temperature. We obtained this value by comparing our results with  $T_{\text{eff}}$  measurements from different studies (Jones et al. 2011). These objects cover a wide range in luminosities ( $\sim 5\text{-}70 L_\odot$ ) and stellar radii ( $\sim 3\text{-}11 R_\odot$ ), showing the wide spread in their stellar evolutionary stages across the red giant and horizontal branch.

### 3.1. Unseen companions

To determine whether features of the companion can be found in the spectrum, the contribution of the companion to the total luminosity was calculated based on the photometric spectral energy distribution (SED). The photometry used in this procedure is Johnson, Stromgren and 2MASS photometry obtained from the literature. For each object at least five photometric measurements were found. The SED fitting procedure used is the binary SED fit outlined in Vos et al. (2012) and Vos et al. (2013),

**Table 2.** Stellar parameters of the primary stars. Error on  $T_{\text{eff}}$  is 100 K.

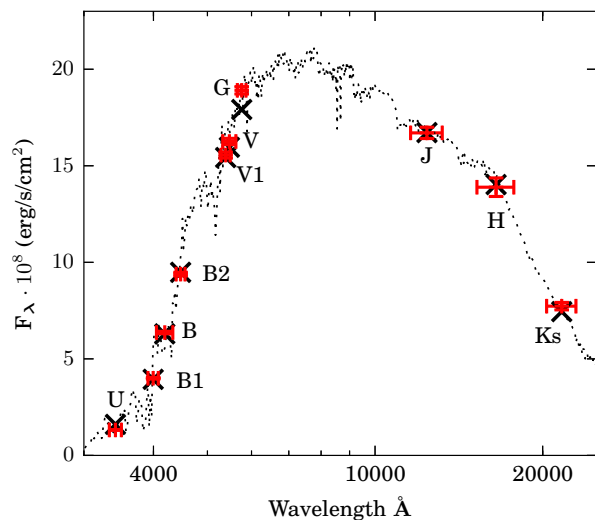
HIP	B-V (mag)	V (mag)	$T_{\text{eff}}$ (K)	$\log g$ ( $\text{cm s}^{-2}$ )	$L_{\star}$ ( $L_{\odot}$ )	$M_{\star}$ ( $M_{\odot}$ )	Distance (pc)	$R_{\star}$ ( $R_{\odot}$ )
4618	1.08 (0.013)	7.79 (0.009)	4750	2.91	19.68 (3.68)	1.47 (0.26)	142.2 (11.5)	6.6 (0.8)
7118	1.06 (0.005)	5.80 (0.003)	4820	2.74	60.67 (7.60)	1.75 (0.46)	102.4 (4.3)	11.3 (0.9)
10548	0.96 (0.011)	7.32 (0.008)	4980	3.36	11.10 (1.42)	1.66 (0.10)	86.4 (3.8)	4.5 (0.4)
22479	0.99 (0.003)	5.03 (0.002)	4990	2.93	61.66 (6.32)	2.58 (0.19)	72.3 (1.6)	10.7 (0.9)
59016	1.06 (0.008)	7.05 (0.006)	4800	2.88	19.66 (2.81)	1.62 (0.23)	102.6 (5.6)	6.4 (0.6)
59367	1.05 (0.021)	8.05 (0.014)	4960	3.08	10.47 (1.98)	1.52 (0.15)	99.4 (8.2)	4.4 (0.5)
64647	1.09 (0.018)	7.83 (0.012)	4870	2.92	22.01 (4.73)	1.72 (0.27)	149.3 (14.5)	6.7 (0.8)
64803	0.94 (0.006)	5.12 (0.003)	5060	2.63	67.11 (6.91)	2.71 (0.19)	79.0 (1.7)	10.8 (0.8)
66924	1.00 (0.006)	5.96 (0.004)	4860	2.53	63.85 (8.38)	1.72 (0.34)	110.4 (5.1)	11.3 (0.9)
67890	1.14 (0.007)	6.05 (0.005)	4750	2.81	20.55 (2.23)	1.75 (0.20)	64.9 (1.8)	6.8 (0.6)
68099	0.95 (0.009)	6.83 (0.007)	5130	3.00	69.42 (14.36)	2.87 (0.18)	168.1 (15.5)	10.7 (1.3)
71778	0.95 (0.020)	7.88 (0.014)	5040	3.45	7.24 (1.23)	1.47 (0.13)	95.1 (6.8)	3.5 (0.4)
73758	1.17 (0.019)	7.90 (0.012)	4840	3.20	5.43 (0.80)	1.36 (0.10)	82.2 (4.7)	3.4 (0.3)
74188	1.05 (0.014)	7.13 (0.010)	4750	2.95	12.20 (1.83)	1.36 (0.21)	80.3 (4.7)	5.2 (0.5)
75331	1.10 (0.015)	7.59 (0.010)	4880	3.33	4.97 (0.62)	1.35 (0.10)	66.3 (2.7)	3.1 (0.3)
76532	1.07 (0.005)	5.80 (0.004)	4850	2.77	53.28 (6.87)	1.99 (0.31)	84.2 (3.8)	10.4 (1.0)
76569	1.06 (0.006)	5.83 (0.004)	4830	2.78	56.77 (8.03)	1.88 (0.31)	87.3 (4.7)	10.8 (1.0)
77888	1.12 (0.013)	7.71 (0.008)	4690	2.63	20.61 (3.96)	1.33 (0.27)	129.5 (10.9)	7.0 (0.8)
83224	1.09 (0.018)	7.34 (0.013)	4880	2.91	17.89 (3.35)	1.75 (0.19)	105.7 (8.6)	6.1 (0.7)
101911	1.01 (0.007)	6.47 (0.005)	4885	2.97	16.06 (1.91)	1.63 (0.19)	74.4 (2.8)	5.7 (0.5)
103836	1.10 (0.007)	5.95 (0.005)	4740	2.89	24.10 (2.75)	1.44 (0.32)	67.3 (2.2)	7.4 (0.6)
104148	1.04 (0.007)	5.70 (0.005)	4805	2.45	56.70 (8.53)	1.95 (0.37)	92.4 (5.5)	11.1 (1.1)
106055	1.11 (0.015)	7.17 (0.010)	4770	2.68	33.44 (7.64)	1.92 (0.27)	139.1 (14.5)	8.5 (1.1)
107122	0.96 (0.014)	7.20 (0.010)	4965	3.27	13.07 (2.28)	1.70 (0.14)	91.1 (6.7)	4.9 (0.6)

in which the parameters of the giant component are kept fixed at the values determined from the spectra, and only the parameters of the companion are varied. For this procedure, five photometric points are enough for a reliable result.

The observed photometry was fit with a synthetic SED integrated from Kurucz atmosphere models (Kurucz et al. 1979) ranging in effective temperature from 3000 to 7000 K, and in surface gravity from  $\log g = 2.0$  dex (cgs) to 5.0 dex (cgs). The radius of the companion was varied from  $R_{\text{comp}} = 0.1$  to  $2.0 R_{\odot}$ . The SED fitting procedure uses the grid-based approach described in Degroote et al. (2011), where 1 000 000 models are randomly picked in the available parameter space. The best-fitting model is determined based on the  $\chi^2$  value.

As the parameters (effective temperature, surface gravity, and radius) of the giant component are fixed at the values determined from the spectroscopy and the distance to these systems is known accurately from the Hipparcos parallax (see Table 2), the total luminosity of the giant is fixed. This allows accurately determining the amount of missing light from the SED fit. For two systems, HIP4618 (see Fig. 1) and HIP59367, the SED fit shows that about 4-5% of the total light originates from the companion. For all other systems the contribution of the companion to the total light is lower than 1%. This contribution is too low for spectral separation to work or to determine in any way reliable parameters for the companion star.

None of the model SEDs based on the spectroscopically obtained parameters shows a surplus luminosity compared to literature photometry. This is an additional indication of the correctness of the giant companion's spectroscopic parameters.



**Fig. 1.** Example SED fit for HIP4618. The best-fitting binary model is shown with black dots, with the integrated model photometry in black crosses. The observed photometry is shown in red, with the horizontal error bar the width of the pass band. The parameters for this fit are for the giant  $T_{\text{eff}}=4750(100)$  K,  $\log g=2.91$ , radius= $6.6(0.8) R_{\odot}$  (see Table 2), and for the companion  $T_{\text{eff}}=5500$  K,  $\log g=4.0$ , radius= $1.2 R_{\odot}$ .

#### 4. Orbital elements

In this section we analyze the orbital properties of the 24 binary systems. We separate these systems according to their orbital period into three groups: i) systems for which the observational time span is longer than the orbital period and for which thus a reliable orbital solution can be derived, ii) systems with longer orbital periods, for which it is possible to obtain a solution, but

**Table 3.** Orbital elements of the binary companions. The systems with (\*) have a full orbital coverage. Mass function  $f(M)=m_2^2 \sin^3 i/(m_1+m_2)^2$ 

	HIP4618*	HIP10548*	HIP59367	HIP83224*	HIP73758*	HIP104148
$P$ (days)	211.4 (0.03)	429.1 (0.25)	2779.3 (84.29)	173.3 (0.03)	97.1 (0.002)	1599.3 (8.15)
$T_0$ (JD-2450000)	5406.3 (0.32)	5306.6 (1.51)	4832.7 (13.07)	5251.3 (0.1)	5304.3 (0.03)	3878.5 (3.59)
$e$	0.1 (0.003)	0.3 (0.003)	0.8 (0.13)	0.3 (0.001)	0.4 (0.0006)	0.2 (0.00)
$\omega$ (deg)	40.8 (0.58)	5.0 (1.86)	235.7 (15.68)	85.6 (0.29)	53.4 (0.08)	194.4 (2.40)
$K$ ( $\text{m s}^{-1}$ )	12939.2 (7.84)	6942.8 (29.82)	5947.6 (182.71)	8742.5 (6.91)	11817.4 (11.00)	5581.3 (5.42)
$f(M)$ ( $10^{-3}M_\odot$ )	46.7 (0.09)	12.9 (0.17)	13.1 (6.9)	10.4 (0.03)	12.8 (0.04)	27.1 (0.16)

with a high level of degeneracy in the orbital parameters, and iii) systems that present a RV trend.

#### 4.1. Short-period binaries

Four of the 24 stars, show large RV variations ( $\geq 10 \text{ km s}^{-1}$ ), with orbital periods  $P \leq 430$  days. For these, it was possible to fully constrain the orbital solution. To determine the orbital elements of the systems, we used the 2.17 version of the Systemic Console (Meschiari et al. 2009), excluding the PUCHEROS velocities, which have uncertainties up to  $\sim 100$  times larger than UCLES, FEROS, and CHIRON data. The stars HIP4618, HIP10548, HIP73758, and HIP83224 have periods shorter than  $\sim 430$  days. The orbital elements of the four stellar companions are listed in Table 3. Figure 2 shows the resulting RV curves. In the four cases, the RV data cover more than two orbital periods.

#### 4.2. Long-period binaries

In eight cases, we observe large RV variations, but with orbital periods exceeding the observational time span. However, for HIP 59367 and HIP 104148 the phase coverage is good enough to obtain a unique orbital solution. Figure 2 shows the RV curves of these two stars. The orbital elements of the binary companions are listed in Table 3.

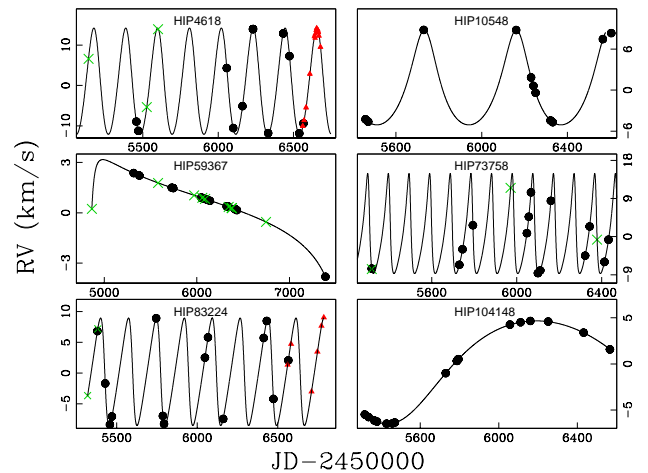
For the remaining six cases the orbital solution is partially degenerated because of the poor phase coverage, meaning that we can only set lower and upper limits for the orbital period and the eccentricity. Figure 3 shows the RV curve of these stars. One possible orbital solution is overplotted. In these cases it is not possible to unambiguously obtain a solution.

##### 4.2.1. Long-period trends

The remaining 12 stars in this sample present RV variations, ranging from thousands of  $\text{m s}^{-1}$  level up to peak-to-peak variations of several  $\text{km s}^{-1}$ . Half of the systems present a linear RV trend, while the remainder show some level of curvature in the observed velocities. Figure 4 shows the RV epochs of the six stars that present the smallest RV variations ( $\sim 500 \text{ m s}^{-1}$ ). Since these stars show moderate RV variations, they are candidates for hosting long-period brown dwarfs, which makes them very interesting targets for direct imaging to determine the nature of the companion. Finally, Fig. 5 shows the velocity variations of the stars that present large RV long-trend variations ( $\geq 1 \text{ km s}^{-1}$ ), which are most likely part of a long-period stellar binary system.

## 5. Metallicity distribution

We investigated the metallicity distribution of the primary giant stars and their binary fraction. Additionally, we included 82 stars from Setiawan et al. (2004) and 150 stars from MAS08, which

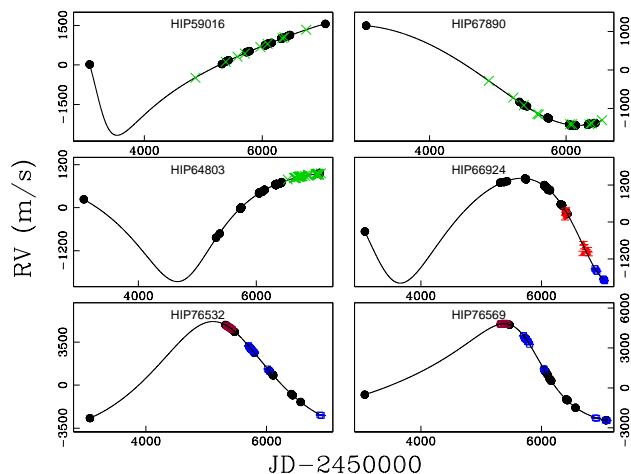


**Fig. 2.** RV variations of the six binary systems with reliable orbital solution. The black circles, blue squares, green crosses, and red triangles correspond to FEROS, CHIRON, UCLES, and PUCHEROS data, respectively. The best orbital solutions are overplotted (solid line). The post-fit RMS is typically  $\sim 10 \text{ m s}^{-1}$ .

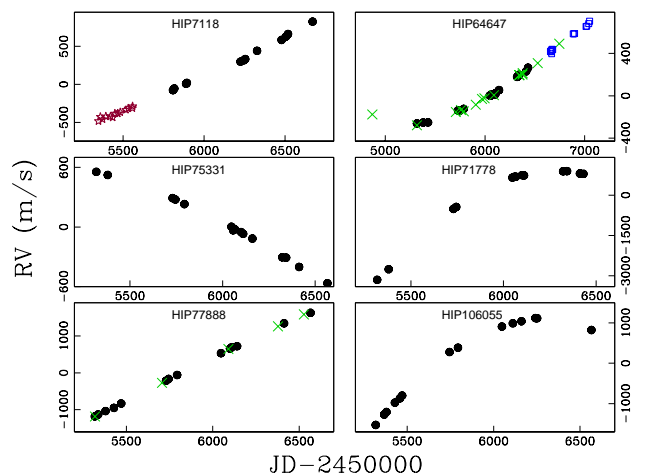
makes up a sample of 395 giant stars in this analysis.

We computed the metallicities of SET04 targets using FEROS archival data. For the MAS08 targets, we used only those targets with metallicities computed by McWilliam (1990; MCW90 hereafter). We compared our sample with the MCW90 sample and we found 18 common stars. These stars are shown in Fig. 6. To remove any bias due to differences in the metallicity derived by our method and MCW90, we adjusted a linear function to correlate the two studies. We found a linear correlation of the form  $[\text{Fe}/\text{H}]_{\text{EXP}} = 1.20 [\text{Fe}/\text{H}]_{\text{MCW90}} + 0.17$ . Figure 6 shows the EXPRESS versus MCW90 metallicities for the 18 targets in common. The best linear fit is overplotted. The RMS of the fit is 0.08 dex, and the Pearson linear coefficient is  $r=0.90$ .

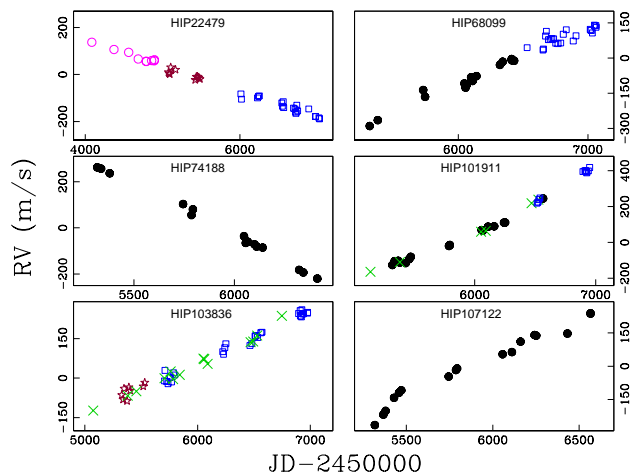
Using this information, we converted from MCW90 metallicities into our metallicity scale, for all of the binaries listed in MAS08 and metallicities from MCW90. Figure 7 shows the normalized metallicity distribution of the primary stars for a total of 59 binaries, including EXPRESS, SET04, and MAS08 systems (black solid line). The error bars were computed according to Cameron (2011). The overall sample distribution is overplotted (blue dashed line). The metallicity distribution between  $\sim -0.3$  to 0.3 dex is nearly flat. Moreover, the highest fraction is obtained at metallicities around -0.5 dex. Interestingly, Raghavan et al. (2010) showed that binary systems among solar-type stars redder than  $B-V = 0.625$  are more frequent around stars



**Fig. 3.** RV variations of six long-period binaries. The black circles, blue squares, green crosses, brown open stars, and red triangles correspond to FEROS, CHIRON, UCLES, FECH, and PUCHEROS data, respectively. In each case, one possible orbital solution is overlotted (solid line).



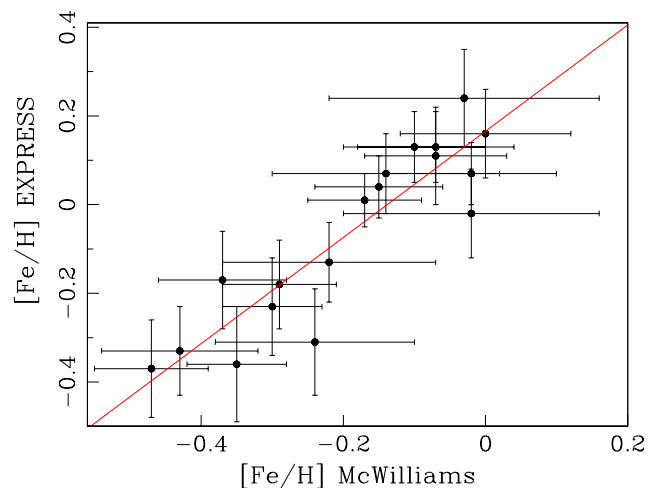
**Fig. 5.** Long-period RV trends of six binary systems. The black circles, blue squares, brown open stars, and green crosses correspond to FEROS, CHIRON, FECH, and UCLES data, respectively.



**Fig. 4.** RV variations of six long-period brown dwarf companion candidates. The black filled circles, blue squares, green crosses, brown open stars, and magenta open circles correspond to FEROS, CHIRON, UCLES, FECH, and HARPS data, respectively.

with  $[\text{Fe}/\text{H}] \lesssim -0.3$  dex, in good agreement with our findings<sup>1</sup>. However, we note that the bin centered on  $-0.5$  dex in the one with the least number of stars in the combined sample (13 systems), and therefore with the largest error bars. This result is in stark contrast with the observed metallicity distribution of planet-hosting giant stars, showing a strong increase in the giant planet frequency with increasing metallicity (e.g., Reffert et al. 2015; Jones et al. 2016), as found in solar-type stars (e.g., Fischer & Valenti 2005). This observational result also agrees with recent hydrodynamical simulations showing that the formation of binary systems across a wide range of stellar masses is not significantly affected by the metal content of the molecular clouds (Bate 2014).

Additionally, we also studied the relation in the effective



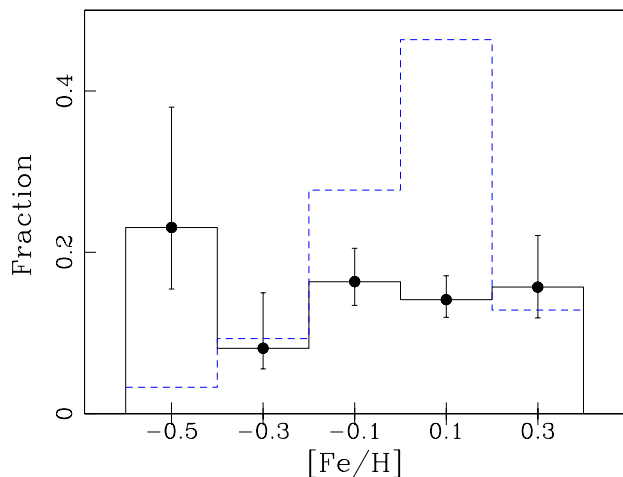
**Fig. 6.** EXPRESS versus MCW90 metallicities for the 18 targets in common. The red line corresponds to the best linear fit.

temperatures ( $T_{\text{eff}}$ ) for these 18 stars in common. We compared the McWilliams and our  $T_{\text{eff}}$  values and found a linear correlation of the form  $T_{\text{eff}}(\text{EXP}) = 0.84 T_{\text{eff}}(\text{MCW90}) + 889.1$ . The Pearson linear coefficient is  $r=0.84$ . Figure 8 shows the MVW90 versus EXPRESS  $T_{\text{eff}}$ s. The linear fit is overlotted. The error bars are not given in the MC90, and we used error bars given by the standard deviation for the  $T_{\text{eff}}(\text{MCW90})$  values. Our values overestimate those derived by MCW90, which mainly explains why we also see a systematic difference in the derived metallicities (see Fig. 6).

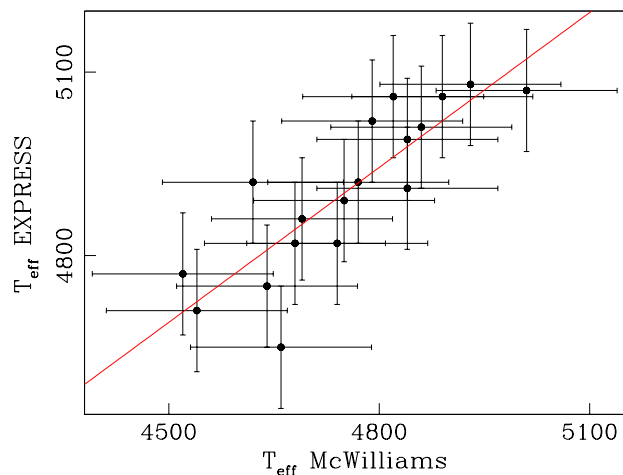
## 6. Period-eccentricity distribution

We studied the period-eccentricity distribution of 130 spectroscopic binary systems in giant stars. We included all of the binaries with orbital solution from VER95, SET04, MAS08, and those presented here for which it was possible to obtain an orbital solution. Figure 9 shows the orbital period versus eccentricity of these systems. Systems with short orbital periods

<sup>1</sup> Most of the stars in the combined sample have  $B-V > 0.8$



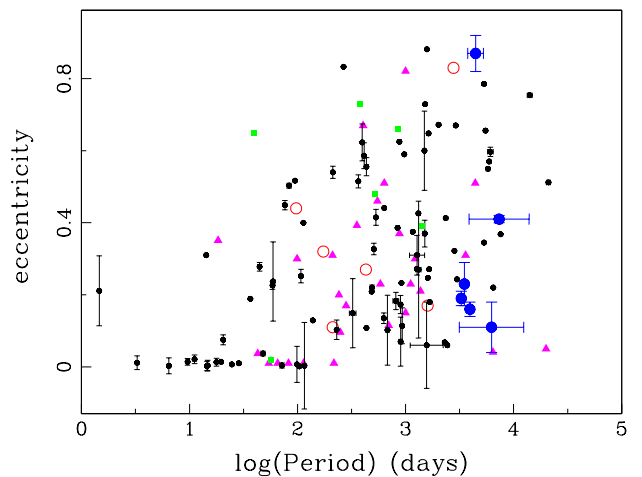
**Fig. 7.** Normalized histogram of the metallicity distribution of the primary stars (black solid line). The overall metallicity distribution of the parent sample is overplotted (dashed blue line). The width of the bins is 0.2 dex.



**Fig. 8.** EXPRESS versus MCW90 effective temperatures ( $T_{\text{eff}}$ ) for the 18 targets in common. The red line corresponds to the best linear fit.

( $P \lesssim 20$  days) present nearly circular orbits, similar to solar-type binaries, which is most likely explained by tidal circularization. Furthermore, there is a transition region from  $P \sim 20$ -80 days where binary systems present moderate eccentricities ( $e \lesssim 0.4$ ). Finally, at longer orbital periods, there is a wide spread in  $e$ , ranging from nearly circular orbits to highly eccentric systems ( $e \sim 0.9$ ). This transition region and eccentricity distribution at orbital periods longer than  $\sim 100$  d is also observed in solar-type binaries (e.g., Duquennoy & Mayor 1991; Jenkins et al. 2015).

The giant binary systems with moderately long orbital periods ( $\sim 400$ -800 days) might be the precursors of the wide eccentric hot subdwarf binaries studied by Vos et al. (2015). A hot subdwarf star is a core helium-burning star located at the blue end of the horizontal branch, with colours similar to main-sequence B stars, but with much broader Balmer lines (Sargent & Searle 1968). The study of the orbital parameters of these systems will therefore be useful in binary population synthesis



**Fig. 9.** Orbital period versus eccentricity for 130 spectroscopic giant binary stars. The red open circles represent our binaries with well-constrained orbital periods, while the blue filled circles represent those with poorly constrained orbits. The black dots, magenta filled triangles, and green filled squares correspond to MAS08, VER95, and SET04 binaries, respectively.

studies for wide sdB binaries to help determine the correct evolutionary channels of these evolved binaries.

## 7. Summary

We presented a sample of 24 giant stars that have revealed large radial velocity variations, which are induced by massive substellar or stellar companions. Based on precision RVs computed from high-resolution spectroscopic observations obtained as part of the EXPRESS program, we were able to fully constrain the orbital elements of 6 systems. In 6 more cases, we were able to obtain a solution although the orbital elements are poorly constrained. In the remaining cases, the primary star exhibits a RV trend, thus no solution is obtained. Six of these stars present velocity variations that are compatible with the presence of a long-period brown dwarf companion.

In addition, we studied the metallicity distribution of the primary stars. For this purpose, we retrieved literature data from two different studies, namely MAS08 and SET04. Our final sample comprised 59 spectroscopic binary systems, detected from a parent sample of 395 giant stars, covering a range of metallicities between  $[\text{Fe}/\text{H}] \sim -0.5$  and  $+0.5$  dex. We found no significant correlation between the frequency of binary companions and the stellar metallicity. This result reinforces the fact that stellar binaries are formed mainly by gravitational collapse, which is highly insensitive to the dust content of the protostellar disk (e.g., Bate 2014), while planetary systems, including those orbiting giant stars, are formed in the protoplanetary disk by the core-accretion mechanism (e.g., Gonzalez, 1997; Santos et al. 2001; Reffert et al. 2015; Jones et al. 2016).

Finally, we studied the period-eccentricity distribution of the companions. We included a total of 130 spectroscopic binaries from the literature with known eccentricities. We found an eccentricity distribution that is characterized by short-period systems ( $P \lesssim 20$  days) that present very low eccentricities (with the exception of one case with  $e \sim 0.2$ ). For orbital periods between  $\sim 20$ -80 days, all of the systems present moderate orbital eccentricities ( $e \lesssim 0.4$ ). At longer orbital periods, there is a wide

spread in  $e$ , from nearly circular orbits to eccentricities as high as  $\sim 0.9$ . The overall distribution is qualitatively similar to the distribution observed in solar-type stars, although the circularization edge is found at slightly longer orbital periods, which is most likely explained by the stronger tidal effect induced by the larger stellar radii.

*Acknowledgements.* MJ acknowledges support from FONDECYT project #3140607 and FONDEF project #CA13110203  
L.Vanzi acknowledges PUCHEROS was funded by CONICYT through projects FONDECYT n. 1095187 and n. 1130849.  
H.Drass acknowledges financial support from FONDECYT project #3150314  
R.E.M. acknowledges support by VRID-Enlace 214.016.001-1.0 and the BASAL Centro de Astrofísica y Tecnologías Afines (CATA) PFB-06/2007.  
FOE acknowledges support from FONDECYT through postdoctoral grant 3140326 and from project IC120009 “Millennium Institute of Astrophysics (MAS)” of the Iniciativa Científica Milenio del Ministerio de Economía, Fomento y Turismo de Chile.

## References

- Alonso, A., Arribas, S. & Martínez-Roger, C. 1999, *A&A*, 140, 261  
Arenou, F., Grenon, M. & Gómez, A. 1992, *A&A*, 258, 104  
Baranne, A., Queloz, D., Mayor, M., et al. 1996, *A&A*, 119, 373  
Bate, M. R. 2014, *MNRAS*, 442, 285  
Butler, R. P., Marcy, G. W., Williams, E., et al. 1996, *PASP*, 108, 500  
Cameron, E. 2011, *PASA*, 28, 128  
Degroote, P., Acke, B., Samadi, R., et al., 2011, *A&A*, 536, 82  
Diego, F., Charalambous, A., Fish, A. C., & Walker, D. D. 1990, *Proc. Soc.Photo-Opt. Instr. Eng.*, 1235, 562  
Duquennoy, A. & Mayor, M. 1991, *A&A*, 248, 485  
Endl, M., Kürster, M., & Els, S. 2000, *A&A*, 362, 585  
Fischer, D. A. & Valenti, J. 2005, *ApJ*, 622, 1102  
Gonzalez, G. 1997, *MNRAS*, 285, 403  
Jenkins, J. S., Diaz, M., Jones, H. R. A., et al. 2015, *MNRAS*, 453, 1439  
Jones, M. I., Jenkins, J. S., Rojo, P., & Melo, C. H. F. 2011, *A&A*, 536, 71  
Jones M. I., Jenkins J. S., Rojo P., Melo C. H. F. & Bluhm P. 2013, *A&A*, 556, 78  
Jones, M. I., Jenkins, J. S., Rojo, P., et al. 2015, *A&A*, 580, 14  
Jones, M.I., Jenkins, J.S, Brahm, R., et al. 2016 *A&A*, 590, 38  
Kaufer, A., Stahl, O., Tubbesing, S., et al. 1999, *Msngr* 95, 8  
Kurucz, R. L. 1979 *ApJ*, 40, 1  
Kurucz, R. L.: *ATLAS9 Stellar Atmosphere Programs and 2 km/s Grid*, CD-ROM No. 13 (Smithsonian Astrophysical Observatory, Cambridge 1993)  
Lada, C. J. 2006, *ApJ*, 640, 63  
Machida M. N. 2008, *ApJ*, 682, 1  
Massarotti, A., Latham, D., Stefanik, R. P., & Fogel, J. 2008, *AJ*, 135, 209  
Mayor, M., Pepe, F., Queloz, D., et al. 2003, *Msngr*, 114, 20  
McWilliam, A. 1990, *ApJS*, 74, 1075  
Meschiarri, S., Wolf, A. S., Rivera, E., et al. 2009, *PASP*, 121, 1016  
Pan, K., Tan, H., Duan, C. & Shan, H. 1998 *ASPC*, 138, 267  
Perryman, M. A. C., Lindgren, L., Kovalevsky, J., et al. 1997, *A&A*, 343, 49  
Raghavan, D., McAlister, H. A., Henry, T. J., et al. 2010, *ApJ*, 190, 1  
Reffert, S., Bergmann, C., Quirrenbach, Trivonov, T., & Küstler, A. 2015, *A&A*, 574, 116  
Salasnich, B., Girardi, L., Weiss, A., & Chiosi, C. 2000, *A&A*, 361, 1023  
Santos, N. C., Israelian, G. & Mayor, M. 2001, *A&A*, 373, 1019  
Sargent, W. L. W & Searle, L. 1968, *ApJ*, 152, 443  
Sato, B., Izumiura, H., Toyota, E., et al. 2008, *PASJ*, 60, 539  
Setiawan, J., Pasquini, L., da Silva, L., et al. 2004, *A&A*, 421, 241  
Snedden, C. 1973, *ApJ*, 184, 839  
Tassoul, J. L. 1987, *ApJ*, 322, 856  
Tassoul, J. L. 1988, *ApJ*, 324, 71  
Tassoul, J. L. 1992, *ApJ*, 395, 259  
Tokovinin, A., Fisher, D., Bonati, M., et al. 2013, *PASP*, 125, 1336  
Tonry, J., & Davis, M., 1979, *AJ*, 84, 1511  
Vanzi, L., Chacon, J., Helminiak, K.G., Baffico, M., et al. 2012, *MNRAS*, 424, 2770  
Verbunt, F., & Phinney, E. S. 1995, *A&A*, 296, 709  
Villaver, E. & Livio, M. 2009, *ApJ*, 705, 81  
Vos, J., Østensen, R. H., Degroote, P., et al. 2012, *A&A*, 548, 6  
Vos, J., Østensen, R. H., Németh, P., et al. 2013, *A&A*, 559, 54  
Vos, J., Østensen, R. H., Marchant, P., et al. 2015 *A&A*, 579, 49  
Wittenmyer, R. A., Endl, M., Wang, L., et al. 2011, *ApJ*, 743, 184  
Wittenmyer, R. A., Butler, R. P., Wang, L., et al. 2016, *MNRAS*, 455, 1398  
Zahn, J. P. 1977, *A&A*, 57, 383  
Zahn, J. P. & Bouchet, L. 1989, *A&A* 223, 112

## Appendix A: Radial velocity tables

**Table A.1.** Radial velocity variations for HIP4618.

JD	RV	err	Instrument
-2450000	(ms <sup>-1</sup> )	(ms <sup>-1</sup> )	
5140.11	-3.4	1.8	UCLES
5525.95	-11966.3	2.7	UCLES
5601.93	7339.9	3.3	UCLES
5457.74	-7583.3	5.2	FEROS
5470.78	-9871.8	7.3	FEROS
6056.93	5693.4	5.5	FEROS
6099.92	-9187.2	6.3	FEROS
6160.95	-3752.3	7.7	FEROS
6230.65	15340.8	5.0	FEROS
6231.79	15371.9	4.5	FEROS
6331.53	-10427.0	7.7	FEROS
6431.93	14269.6	6.3	FEROS
6472.95	8653.4	5.5	FEROS
6537.92	-10493.3	4.3	FEROS
6565.72	-8014.1	5.4	FEROS
6561.57	-6387.6	121.2	PUCHEROS
6569.73	-4962.8	106.7	PUCHEROS
6582.71	-1780.8	76.0	PUCHEROS
6608.63	6535.8	90.2	PUCHEROS
6638.57	15857.5	131.8	PUCHEROS
6643.63	16447.2	199.5	PUCHEROS
6650.58	17404.8	144.9	PUCHEROS
6653.59	17881.8	136.9	PUCHEROS
6660.56	17340.9	115.1	PUCHEROS
6664.58	16870.5	145.9	PUCHEROS
6668.61	15979.9	124.2	PUCHEROS
6678.55	13211.7	110.6	PUCHEROS

**Table A.2.** Radial velocity variations for HIP7118.

JD -2450000	RV ( $\text{ms}^{-1}$ )	err ( $\text{ms}^{-1}$ )	Instrument
5347.90	-484.3	14.3	FECH
5359.89	-428.9	14.4	FECH
5373.86	-460.1	13.0	FECH
5393.85	-422.5	16.5	FECH
5421.75	-422.7	13.5	FECH
5435.71	-436.0	14.0	FECH
5449.67	-385.1	15.8	FECH
5467.64	-382.8	12.6	FECH
5482.64	-366.9	21.4	FECH
5517.62	-336.0	13.3	FECH
5531.62	-316.0	13.3	FECH
5557.61	-314.3	14.3	FECH
5558.62	-287.6	15.0	FECH
5807.93	-76.4	7.7	CHIRON
5815.88	-55.1	10.6	CHIRON
5888.74	7.3	8.0	CHIRON
5893.62	19.3	7.9	CHIRON
6224.60	299.0	8.1	CHIRON
6244.61	316.6	6.8	CHIRON
6253.64	332.5	7.5	CHIRON
6326.56	441.4	7.2	CHIRON
6477.89	585.3	6.9	CHIRON
6505.91	631.1	7.2	CHIRON
6517.85	663.2	8.0	CHIRON
6669.57	825.6	6.8	CHIRON
6870.80	1053.2	7.0	CHIRON

**Table A.3.** Radial velocity 10548.

JD -2450000	RV ( $\text{ms}^{-1}$ )	err ( $\text{ms}^{-1}$ )	Instrument
5457.79	-5857.7	5.2	FEROS
5470.81	-6206.9	6.3	FEROS
5729.92	7223.3	10.4	FEROS
6160.86	7205.0	2.5	FEROS
6230.71	262.4	5.5	FEROS
6241.73	-963.4	5.3	FEROS
6251.75	-1975.6	4.7	FEROS
6321.57	-6032.3	7.1	FEROS
6331.58	-6282.4	7.4	FEROS
6565.75	5874.6	5.7	FEROS
6604.67	6752.9	4.7	FEROS

**Table A.4.** Radial velocity variations for HIP22479.

JD -2450000	RV ( $\text{ms}^{-1}$ )	err ( $\text{ms}^{-1}$ )	Instrument
4085.64	107.4	0.2	HARPS
4371.79	76.7	0.3	HARPS
4561.49	64.6	0.2	HARPS
4684.91	36.3	0.3	HARPS
4787.76	26.4	0.3	HARPS
4788.79	25.6	0.2	HARPS
4858.55	29.5	0.3	HARPS
4891.58	28.4	0.3	HARPS
4893.59	33.2	0.4	HARPS
5075.87	102.1	12.3	FECH
5084.91	97.8	11.9	FECH
5093.92	94.2	11.7	FECH
5104.82	122.8	12.5	FECH
5166.71	112.6	10.8	FECH
5421.89	69.2	12.6	FECH
5435.87	82.4	11.7	FECH
5449.89	83.6	11.9	FECH
5467.79	79.3	11.2	FECH
5482.74	73.2	14.4	FECH
6011.55	9.5	9.2	CHIRON
6019.52	-13.0	6.7	CHIRON
6226.82	-7.0	6.3	CHIRON
6239.72	-0.7	5.6	CHIRON
6248.69	1.3	4.8	CHIRON
6539.88	-29.0	9.7	CHIRON
6547.89	-42.8	6.3	CHIRON
6557.82	-23.9	6.3	CHIRON
6563.72	-48.9	6.1	CHIRON
6690.58	-51.0	5.0	CHIRON
6711.54	-54.3	5.6	CHIRON
6720.62	-67.6	8.8	CHIRON
6723.50	-72.8	5.6	CHIRON
6734.49	-38.9	5.6	CHIRON
6745.48	-62.8	5.7	CHIRON
6888.92	-54.2	6.1	CHIRON
6976.79	-86.2	5.2	CHIRON
6976.79	-86.4	5.4	CHIRON
7019.69	-92.4	5.8	CHIRON
7027.66	-96.3	5.6	CHIRON



**Table A.5.** Radial velocity variations for HIP59016.

JD -2450000	RV ( $\text{ms}^{-1}$ )	err ( $\text{ms}^{-1}$ )	Instrument
3072.75	-723.8	6.6	FEROS
5317.51	-707.8	5.1	FEROS
5379.50	-617.9	3.1	FEROS
5428.48	-562.7	5.1	FEROS
5729.54	-255.8	10.2	FEROS
5744.49	-244.5	5.6	FEROS
5786.48	-216.4	4.5	FEROS
6047.52	11.4	5.6	FEROS
6056.51	1.3	5.5	FEROS
6099.50	69.3	4.8	FEROS
6110.48	56.6	4.0	FEROS
6140.52	80.1	4.6	FEROS
6160.47	98.5	4.2	FEROS
6321.69	262.7	7.6	FEROS
6331.68	247.6	7.8	FEROS
6342.64	288.5	7.8	FEROS
6412.53	322.3	4.3	FEROS
6412.73	323.2	4.7	FEROS
6431.57	355.8	5.7	FEROS
6472.54	394.8	4.9	FEROS
7072.78	816.7	8.7	FEROS
4866.23	-1166.6	2.5	UCLES
5380.88	-563.1	2.4	UCLES
5580.23	-367.3	2.8	UCLES
5706.91	-244.9	4.8	UCLES
5970.19	0.0	2.9	UCLES
6090.97	119.4	4.3	UCLES
6345.14	339.6	2.9	UCLES
6376.09	374.8	2.6	UCLES
6747.01	659.5	2.3	UCLES

**Table A.6.** Radial velocity variations for HIP59367.

JD -2450000	RV ( $\text{ms}^{-1}$ )	err ( $\text{ms}^{-1}$ )	Instrument
4866.22	-112.0	2.5	UCLES
5581.19	1436.2	2.4	UCLES
5970.19	698.5	2.8	UCLES
6059.98	542.1	4.8	UCLES
6088.92	486.8	2.9	UCLES
6344.14	0.0	4.3	UCLES
6376.04	-62.6	2.9	UCLES
6378.01	-66.8	2.6	UCLES
6748.08	-897.2	2.3	UCLES
5317.53	1755.5	5.1	FEROS
5379.51	1608.1	3.8	FEROS
5729.54	879.4	6.0	FEROS
5744.50	860.4	5.9	FEROS
6047.52	296.8	3.8	FEROS
6056.52	275.2	3.9	FEROS
6066.53	252.2	5.0	FEROS
6099.52	200.2	5.0	FEROS
6110.48	168.0	4.7	FEROS
6140.53	101.7	6.9	FEROS
6321.69	-232.5	4.8	FEROS
6331.71	-247.6	4.7	FEROS
6342.65	-245.0	4.6	FEROS
6412.54	-399.5	4.7	FEROS
6412.74	-392.8	5.1	FEROS
6431.57	-453.1	4.4	FEROS
7388.85	-4427.1	6.0	FEROS

**Table A.7.** Radial velocity variations for HIP64647.

JD -2450000	RV (ms <sup>-1</sup> )	err (ms <sup>-1</sup> )	Instrument
4870.21	-151.9	2.8	UCLES
5317.98	-254.3	1.6	UCLES
5706.96	-129.2	2.2	UCLES
5757.89	-110.0	5.9	UCLES
5787.87	-123.0	3.5	UCLES
5908.24	-60.6	2.2	UCLES
5969.23	-6.6	2.0	UCLES
5995.19	0.0	2.1	UCLES
6088.95	29.0	2.6	UCLES
6344.19	218.1	3.3	UCLES
6345.12	220.1	3.1	UCLES
6376.11	223.4	2.4	UCLES
6377.06	237.5	3.1	UCLES
6528.85	331.9	3.7	UCLES
6745.09	515.9	2.3	UCLES
5317.57	-261.1	6.6	FEROS
5379.67	-252.3	4.9	FEROS
5428.49	-251.4	6.6	FEROS
5729.59	-137.8	12.3	FEROS
5744.55	-142.7	6.7	FEROS
5786.55	-123.4	5.3	FEROS
6047.58	2.7	7.7	FEROS
6056.56	1.7	5.7	FEROS
6066.58	11.5	6.9	FEROS
6099.56	11.5	7.1	FEROS
6110.54	28.2	6.5	FEROS
6140.58	54.0	4.6	FEROS
6321.75	179.2	7.0	FEROS
6331.77	184.4	7.5	FEROS
6342.72	198.7	7.9	FEROS
6412.70	231.5	4.6	FEROS
6431.62	265.3	6.8	FEROS
6655.79	-119.5	5.8	CHIRON
6660.81	-121.9	6.5	CHIRON
6664.79	-107.1	6.1	CHIRON
6668.85	-141.1	6.5	CHIRON
6672.88	-98.8	6.1	CHIRON
6678.80	-103.5	5.6	CHIRON
6883.51	47.0	6.2	CHIRON
6894.48	47.8	6.3	CHIRON
6898.47	50.6	6.0	CHIRON
7013.85	116.6	5.3	CHIRON
7021.85	119.8	5.1	CHIRON
7039.84	143.3	4.8	CHIRON
7048.82	166.9	5.0	CHIRON

**Table A.8.** Radial velocity variations for HIP64803.

JD -2450000	RV (ms <sup>-1</sup> )	err (ms <sup>-1</sup> )	Instrument
3072.81	-226.8	25.0	FEROS
5317.57	-1296.4	5.0	FEROS
5379.64	-1183.7	4.3	FEROS
5729.60	-484.8	12.7	FEROS
5729.60	-485.7	11.6	FEROS
5729.61	-491.9	12.5	FEROS
5744.55	-449.3	5.5	FEROS
5744.55	-466.6	5.6	FEROS
6047.58	-60.6	6.7	FEROS
6047.58	-56.0	6.3	FEROS
6047.58	-62.2	7.2	FEROS
6056.57	-39.2	5.1	FEROS
6056.57	-38.1	4.6	FEROS
6066.58	-28.1	5.3	FEROS
6066.58	-33.2	5.1	FEROS
6099.56	-10.5	5.5	FEROS
6110.54	-8.8	4.5	FEROS
6140.58	35.3	4.8	FEROS
6140.58	29.9	4.3	FEROS
6140.58	35.3	4.5	FEROS
6321.76	181.3	6.9	FEROS
6321.76	180.6	7.0	FEROS
6321.76	178.8	6.9	FEROS
6331.79	172.2	7.8	FEROS
6331.79	170.1	7.8	FEROS
6331.79	169.0	8.0	FEROS
6342.73	197.2	8.3	FEROS
6342.73	196.4	8.5	FEROS
6342.73	201.8	7.9	FEROS
6412.69	223.8	4.6	FEROS
6412.71	221.8	4.6	FEROS
6431.63	252.5	6.7	FEROS
7072.88	478.6	8.1	FEROS
7072.88	490.4	9.5	FEROS
7072.88	497.4	14.7	FEROS
7072.89	501.3	10.9	FEROS
7072.89	499.6	11.6	FEROS
7072.90	508.7	11.3	FEROS
6533.47	-106.2	4.9	CHIRON
6644.85	-65.8	11.9	CHIRON
6645.85	-68.7	5.2	CHIRON
6648.85	-62.7	9.7	CHIRON
6655.81	-64.5	4.3	CHIRON
6666.84	-57.2	4.3	CHIRON
6673.85	-57.0	4.3	CHIRON
6707.84	-40.5	4.5	CHIRON
6721.75	-28.7	4.3	CHIRON
6735.61	-24.7	4.4	CHIRON
6751.76	-20.6	4.9	CHIRON
6769.53	-23.1	4.8	CHIRON
6784.61	-16.8	4.6	CHIRON
6827.52	-2.1	4.2	CHIRON
6876.46	19.8	9.3	CHIRON
6882.48	11.3	4.1	CHIRON
6887.47	4.4	6.0	CHIRON
6894.49	14.6	4.5	CHIRON
7008.86	44.7	3.9	CHIRON
7012.86	33.5	4.1	CHIRON
7012.87	30.9	4.6	CHIRON
7017.86	28.2	4.0	CHIRON

**Table A.9.** Continued table for HIP64803.

JD -2450000	RV (ms <sup>-1</sup> )	err (ms <sup>-1</sup> )	Instrument
7025.83	44.8	3.6	CHIRON
7031.84	49.2	3.5	CHIRON
7040.83	34.5	3.5	CHIRON
7042.75	41.4	3.8	CHIRON
7044.80	48.6	3.6	CHIRON
7046.77	45.4	3.9	CHIRON
7048.83	52.7	3.8	CHIRON
7061.73	27.5	3.6	CHIRON
7063.76	41.5	4.4	CHIRON
7097.87	65.7	3.7	CHIRON

**Table A.10.** Radial velocity variations for HIP66924.

JD -2450000	RV (ms <sup>-1</sup> )	err (ms <sup>-1</sup> )	Instrument
3072.83	-1277.9	20.0	FEROS
5317.623	312.2	5.1	FEROS
5379.643	328.8	4.2	FEROS
5428.523	359.5	6.0	FEROS
5729.623	444.8	11.6	FEROS
5729.623	442.6	10.1	FEROS
5744.593	420.5	7.9	FEROS
5744.593	422.7	7.8	FEROS
6047.613	233.7	6.4	FEROS
6047.613	230.9	6.7	FEROS
6056.603	192.1	5.2	FEROS
6056.603	191.5	5.1	FEROS
6066.613	175.8	5.4	FEROS
6066.62	178.9	5.4	FEROS
6099.59	133.2	5.5	FEROS
6110.58	73.2	5.2	FEROS
6140.61	73.8	4.2	FEROS
6140.62	65.3	4.7	FEROS
6321.79	-395.5	7.4	FEROS
6321.79	-392.5	6.9	FEROS
6342.75	-421.7	7.1	FEROS
6342.75	-427.4	7.5	FEROS
6412.61	-655.7	3.7	FEROS
6431.65	-708.8	6.4	FEROS
6391.60	-712.5	80.9	PUCHEROS
6398.58	-477.5	61.6	PUCHEROS
6400.56	-562.8	65.3	PUCHEROS
6407.59	-463.1	70.9	PUCHEROS
6413.62	-583.7	69.5	PUCHEROS
6421.61	-611.8	63.3	PUCHEROS
6682.81	-1879.2	73.0	PUCHEROS
6695.75	-1550.4	63.8	PUCHEROS
6709.74	-1658.5	67.8	PUCHEROS
6745.68	-1808.4	61.8	PUCHEROS
6770.62	-1745.6	64.5	PUCHEROS
6785.56	-1894.7	61.4	PUCHEROS
6888.49	230.3	3.7	CHIRON
6904.47	178.8	3.8	CHIRON
6922.48	132.2	4.5	CHIRON
7022.82	-107.6	4.5	CHIRON
7031.85	-123.0	4.1	CHIRON
7040.83	-143.3	4.0	CHIRON
7049.82	-167.5	3.7	CHIRON

**Table A.11.** Radial velocity variations for HIP67890.

JD -2450000	RV (ms <sup>-1</sup> )	err (ms <sup>-1</sup> )	Instrument
3071.68	2347.3	40.0	FEROS
5317.64	369.7	5.1	FEROS
5379.65	284.3	4.4	FEROS
5428.53	254.4	5.1	FEROS
5729.64	-39.0	11.1	FEROS
5729.64	-43.1	10.2	FEROS
5744.61	-53.9	5.3	FEROS
5744.61	-57.8	5.0	FEROS
6047.63	-210.4	5.7	FEROS
6047.63	-216.4	6.4	FEROS
6056.61	-235.1	4.9	FEROS
6066.63	-239.6	5.1	FEROS
6099.61	-227.2	4.4	FEROS
6110.59	-247.0	4.3	FEROS
6140.59	-238.6	4.0	FEROS
6140.60	-241.7	3.8	FEROS
6321.80	-223.1	6.8	FEROS
6321.80	-222.5	6.9	FEROS
6342.79	-202.6	7.6	FEROS
6342.79	-197.0	7.0	FEROS
6412.71	-178.3	3.2	FEROS
6431.65	-182.5	5.4	FEROS
4868.25	874.1	1.3	UCLES
5227.21	439.0	1.4	UCLES
5380.95	241.6	1.6	UCLES
5580.26	15.9	1.4	UCLES
5602.18	2.9	1.9	UCLES
6060.06	-251.5	2.5	UCLES
6090.96	-252.4	1.8	UCLES
6345.15	-255.6	1.5	UCLES
6376.21	-233.1	1.7	UCLES
6527.87	-147.8	3.7	UCLES

**Table A.12.** Radial velocity variations for HIP68099.

JD -2450000	RV (ms <sup>-1</sup> )	err (ms <sup>-1</sup> )	Instrument
5317.64	-187.5	5.1	FEROS
5379.66	-162.6	4.5	FEROS
5729.65	-34.1	11.7	FEROS
5744.62	-63.4	6.2	FEROS
6047.64	-6.4	6.1	FEROS
6056.64	-24.1	4.8	FEROS
6066.64	-11.4	5.7	FEROS
6099.62	19.8	5.8	FEROS
6110.59	4.1	5.2	FEROS
6140.60	25.1	4.0	FEROS
6321.81	72.9	6.9	FEROS
6342.78	86.4	7.1	FEROS
6412.72	98.0	3.8	FEROS
6412.75	92.5	4.4	FEROS
6431.66	90.7	6.6	FEROS
6531.49	-47.9	6.1	CHIRON
6654.84	-58.0	4.6	CHIRON
6656.83	-53.6	4.7	CHIRON
6673.87	1.7	7.0	CHIRON
6679.83	22.1	7.0	CHIRON
6695.88	-13.9	5.3	CHIRON
6708.82	-12.6	6.7	CHIRON
6722.70	-9.7	5.5	CHIRON
6736.64	-10.7	5.4	CHIRON
6752.69	-29.0	5.1	CHIRON
6769.66	-31.0	4.5	CHIRON
6790.54	-28.0	5.4	CHIRON
6810.60	9.5	5.1	CHIRON
6833.58	28.8	4.9	CHIRON
6887.47	-19.6	7.3	CHIRON
6908.47	2.5	4.5	CHIRON
7018.85	29.8	5.4	CHIRON
7025.85	25.4	4.4	CHIRON
7034.82	14.8	4.7	CHIRON
7050.79	48.0	4.7	CHIRON
7050.80	45.6	5.3	CHIRON
7061.78	46.6	5.0	CHIRON
7063.83	39.0	5.3	CHIRON

**Table A.13.** Radial velocity variations for HIP71778.

JD -2450000	RV (ms <sup>-1</sup> )	err (ms <sup>-1</sup> )	Instrument
5317.69	-3148.7	7.9	FEROS
5379.67	-2756.6	6.9	FEROS
5729.68	-512.2	12.5	FEROS
5744.65	-439.9	7.4	FEROS
6047.63	649.3	8.1	FEROS
6056.67	677.7	6.0	FEROS
6066.67	685.1	5.5	FEROS
6099.66	741.4	6.9	FEROS
6110.62	732.4	5.9	FEROS
6321.85	886.4	8.8	FEROS
6342.87	891.5	8.9	FEROS
6412.77	803.7	5.9	FEROS
6431.69	789.8	7.3	FEROS

**Table A.14.** Radial velocity variations for HIP73758.

JD -2450000	RV (ms <sup>-1</sup> )	err (ms <sup>-1</sup> )	Instrument
4871.25	0.0	2.4	UCLES
5318.06	-4836.2	1.2	UCLES
5971.20	14359.2	1.6	UCLES
6378.18	2138.4	2.0	UCLES
5317.71	-6956.8	5.1	FEROS
5729.70	-6061.2	10.3	FEROS
5744.67	-2403.2	5.8	FEROS
5793.61	3287.7	5.1	FEROS
6047.69	1412.5	6.9	FEROS
6056.69	5293.0	5.0	FEROS
6066.69	11047.3	5.3	FEROS
6099.68	-8026.5	5.2	FEROS
6110.66	-7397.2	4.3	FEROS
6160.59	9045.7	3.2	FEROS
6321.86	-3898.7	7.6	FEROS
6342.89	2985.1	7.2	FEROS
6412.63	-5389.0	3.5	FEROS
6412.76	-5368.4	3.9	FEROS
6431.72	-119.0	6.1	FEROS
6565.49	12548.5	5.2	FEROS

**Table A.15.** Radial velocity variations for HIP74188.

JD -2450000	RV (ms <sup>-1</sup> )	err (ms <sup>-1</sup> )	Instrument
5317.72	262.5	5.6	FEROS
5336.81	256.7	4.7	FEROS
5379.71	236.7	4.7	FEROS
5744.68	103.1	6.3	FEROS
5786.62	55.6	4.9	FEROS
5793.57	80.4	5.3	FEROS
6047.69	-36.1	8.3	FEROS
6056.69	-65.6	4.1	FEROS
6066.69	-60.2	4.8	FEROS
6099.68	-71.1	4.7	FEROS
6110.64	-81.1	4.4	FEROS
6140.65	-85.4	4.3	FEROS
6321.87	-182.3	7.8	FEROS
6342.89	-193.4	7.6	FEROS
6412.79	-219.9	4.5	FEROS

**Table A.16.** Radial velocity variations for HIP75331.

JD -2450000	RV (ms <sup>-1</sup> )	err (ms <sup>-1</sup> )	Instrument
5317.73	555.3	6.0	FEROS
5379.72	523.6	4.3	FEROS
5729.71	290.5	10.5	FEROS
5744.69	277.0	6.2	FEROS
5793.59	230.4	5.4	FEROS
6047.71	1.9	7.2	FEROS
6056.72	-33.7	5.0	FEROS
6066.72	-24.1	5.8	FEROS
6099.71	-51.3	4.4	FEROS
6110.67	-68.8	4.7	FEROS
6160.58	-116.7	4.0	FEROS
6321.89	-305.5	6.8	FEROS
6342.92	-308.9	7.2	FEROS
6412.83	-402.4	3.6	FEROS
6565.48	-567.3	6.4	FEROS

**Table A.17.** Radial velocity variations for HIP76532.

JD -2450000	RV (ms <sup>-1</sup> )	err (ms <sup>-1</sup> )	Instrument
3070.79	-4730.0	20.0	FEROS
5317.75	2842.4	5.1	FEROS
5336.85	2804.3	4.8	FEROS
5379.73	2647.9	6.5	FEROS
5428.60	2481.8	5.3	FEROS
5470.48	2287.6	12.3	FEROS
5729.76	980.0	10.5	FEROS
5729.76	979.4	11.3	FEROS
5744.70	888.1	6.1	FEROS
5744.71	894.7	5.8	FEROS
5793.61	599.6	4.3	FEROS
5793.62	605.3	4.0	FEROS
6047.72	-888.1	6.4	FEROS
6047.72	-887.5	6.8	FEROS
6099.71	-1190.9	4.7	FEROS
6110.68	-1252.2	3.1	FEROS
6412.85	-2775.6	4.3	FEROS
6431.73	-2869.8	5.5	FEROS
6565.49	-3417.1	5.4	FEROS
5334.85	1932.0	15.7	FECH
5347.81	1873.8	12.5	FECH
5359.78	1837.2	10.9	FECH
5373.62	1808.1	11.2	FECH
5390.65	1778.8	14.6	FECH
5401.61	1705.8	17.3	FECH
5421.58	1627.0	13.1	FECH
5435.57	1579.3	15.1	FECH
5701.84	266.3	15.8	CHIRON
5704.84	260.7	16.2	CHIRON
5725.76	102.8	13.4	CHIRON
5742.69	0.3	13.2	CHIRON
5767.49	-107.7	11.5	CHIRON
5782.62	-196.6	7.2	CHIRON
5804.56	-326.8	7.0	CHIRON
6018.76	-1607.6	7.6	CHIRON
6052.82	-1797.6	5.8	CHIRON
6885.49	-5341.8	5.6	CHIRON
6908.48	-5394.0	5.7	CHIRON

**Table A.18.** Radial velocity variations for HIP76569.

JD -2450000	RV (ms <sup>-1</sup> )	err (ms <sup>-1</sup> )	Instrument
3070.77	-1487.9	20.0	FEROS
5470.48	3769.7	9.0	FEROS
5729.76	2758.5	10.1	FEROS
5729.76	2748.3	11.9	FEROS
5744.71	2700.9	7.0	FEROS
5744.71	2695.1	6.6	FEROS
6047.72	381.2	6.2	FEROS
6047.72	381.5	6.9	FEROS
6066.72	254.4	6.3	FEROS
6066.72	257.1	6.5	FEROS
6099.71	35.8	6.3	FEROS
6140.66	-323.6	4.5	FEROS
6140.66	-317.9	4.6	FEROS
6160.60	-434.4	4.9	FEROS
6160.61	-435.8	5.1	FEROS
6412.80	-1835.2	4.2	FEROS
6431.73	-1895.6	7.1	FEROS
6565.49	-2462.6	5.4	FEROS
7072.89	-3392.8	7.9	FEROS
7072.89	-3397.0	7.3	FEROS
5317.85	2058.7	13.9	FECH
5326.85	2097.8	17.7	FECH
5334.86	2058.5	17.1	FECH
5359.78	2082.6	13.8	FECH
5373.63	2111.7	14.2	FECH
5390.66	2132.8	13.9	FECH
5421.58	2063.5	21.1	FECH
5435.58	2059.1	18.2	FECH
5701.85	1187.7	15.8	CHIRON
5704.85	1186.3	13.4	CHIRON
5725.77	981.8	14.6	CHIRON
5742.71	938.1	13.8	CHIRON
5767.49	763.6	11.9	CHIRON
5782.62	733.6	9.9	CHIRON
5804.57	544.9	9.8	CHIRON
6040.69	-1294.1	7.1	CHIRON
6050.69	-1383.5	7.2	CHIRON
6892.48	-4973.9	7.8	CHIRON
6918.48	-5012.0	6.7	CHIRON
7060.85	-5155.3	6.8	CHIRON
7091.78	-5182.0	6.5	CHIRON

**Table A.19.** Radial velocity variations for HIP77888.

JD	RV	err	Instrument
-2450000	(ms <sup>-1</sup> )	(ms <sup>-1</sup> )	
5317.78	-1181.8	6.7	FEROS
5336.87	-1130.7	5.7	FEROS
5379.76	-1036.5	5.9	FEROS
5428.61	-950.4	5.7	FEROS
5470.49	-831.8	10.9	FEROS
5729.77	-216.3	11.7	FEROS
5744.72	-165.6	5.7	FEROS
5793.63	-59.2	4.2	FEROS
6047.73	532.2	7.2	FEROS
6099.73	654.9	6.0	FEROS
6110.69	695.9	5.7	FEROS
6140.67	721.1	4.3	FEROS
6412.66	1341.6	4.8	FEROS
6565.51	1626.8	6.8	FEROS
5319.11	-1828.3	1.4	UCLES
5707.09	-919.3	2.3	UCLES
6090.13	0.0	2.9	UCLES
6377.16	614.7	2.7	UCLES
6526.95	938.3	4.3	UCLES
6746.27	1270.9	1.8	UCLES

**Table A.20.** Radial velocity variations for HIP83224.

JD	RV	err	Instrument
-2450000	(ms <sup>-1</sup> )	(ms <sup>-1</sup> )	
5319.17	-0.2	0.6	UCLES
5382.06	10851.2	0.9	UCLES
5379.77	7098.4	5.0	FEROS
5428.63	-1423.7	4.5	FEROS
5457.56	-8124.6	4.6	FEROS
5470.54	-6797.2	9.5	FEROS
5744.75	9187.8	4.8	FEROS
5786.64	-6707.6	4.9	FEROS
5793.65	-8008.5	5.8	FEROS
6047.76	2769.6	7.7	FEROS
6066.75	6081.5	6.4	FEROS
6160.63	-7192.9	4.1	FEROS
6412.84	5981.0	5.4	FEROS
6431.75	8740.5	7.3	FEROS
6472.76	-3940.8	5.5	FEROS
6565.52	2336.6	4.8	FEROS
6561.49	-17661.9	90.8	PUCHEROS
6582.49	-14280.6	78.3	PUCHEROS
6709.84	-22002.3	191.8	PUCHEROS
6745.79	-15527.5	80.5	PUCHEROS
6770.81	-11310.5	71.6	PUCHEROS
6785.77	-9943.8	72.0	PUCHEROS

**Table A.21.** Radial velocity variations for HIP101911.

JD	RV	err	Instrument
-2450000	(ms <sup>-1</sup> )	(ms <sup>-1</sup> )	-
5137.94	-228.8	1.9	UCLES
5381.22	-175.1	1.4	UCLES
6052.22	-5.8	1.7	UCLES
6090.17	0.0	1.6	UCLES
6470.24	153.4	2.2	UCLES
6527.11	173.9	4.7	UCLES
5317.83	-125.7	3.6	FEROS
5336.92	-103.9	4.4	FEROS
5366.89	-102.2	5.2	FEROS
5379.85	-112.2	3.6	FEROS
5428.72	-115.0	3.8	FEROS
5457.64	-92.8	3.4	FEROS
5470.63	-80.0	8.2	FEROS
5786.81	-19.4	4.6	FEROS
5793.77	-14.7	6.0	FEROS
5793.77	-14.1	6.5	FEROS
6056.79	68.8	4.3	FEROS
6066.79	65.9	5.9	FEROS
6110.79	88.1	4.8	FEROS
6160.72	90.2	3.2	FEROS
6241.52	110.6	6.5	FEROS
6251.53	111.2	4.0	FEROS
6565.59	245.2	5.1	FEROS
6515.76	-118.9	7.1	CHIRON
6524.64	-113.8	7.0	CHIRON
6530.64	-99.4	7.2	CHIRON
6539.70	-90.7	31.7	CHIRON
6895.59	57.0	6.5	CHIRON
6910.54	61.3	6.5	CHIRON
6918.57	60.0	6.5	CHIRON
6924.57	55.5	5.9	CHIRON
6926.59	49.1	6.2	CHIRON
6940.57	60.6	7.0	CHIRON
6950.54	79.3	6.5	CHIRON

**Appendix B: Atmospheric Parameters**

**Table A.22.** Radial velocity variations for HIP103836.

JD	RV	err	Instrument
-2450000	(ms <sup>-1</sup> )	(ms <sup>-1</sup> )	
5074.03	-177.1	1.9	UCLES
5381.17	-121.2	1.4	UCLES
5456.03	-104.5	1.9	UCLES
5707.29	-54.4	1.2	UCLES
5760.08	-28.9	1.6	UCLES
5783.19	-57.5	2.6	UCLES
5841.97	-41.7	1.5	UCLES
6052.26	20.0	1.5	UCLES
6060.25	17.8	2.3	UCLES
6089.26	0.0	1.6	UCLES
6469.16	82.0	1.8	UCLES
6494.08	84.8	1.7	UCLES
6529.05	107.2	1.6	UCLES
6747.29	182.1	1.4	UCLES
5326.89	-156.6	10.0	FECH
5338.85	-173.5	19.2	FECH
5347.86	-131.8	10.9	FECH
5373.72	-179.2	10.7	FECH
5390.74	-127.3	11.2	FECH
5401.74	-139.6	17.7	FECH
5517.54	-123.8	13.2	FECH
5531.54	-109.7	12.0	FECH
5705.83	-103.1	10.6	CHIRON
5709.82	-62.9	24.2	CHIRON
5725.86	-105.3	9.4	CHIRON
5737.89	-113.3	12.2	CHIRON
5756.79	-90.5	10.8	CHIRON
5767.78	-107.3	10.3	CHIRON
5786.77	-72.5	6.6	CHIRON
5798.73	-80.3	6.4	CHIRON
6223.51	7.7	7.7	CHIRON
6230.53	-1.7	7.2	CHIRON
6241.56	22.8	7.0	CHIRON
6250.56	38.1	6.6	CHIRON
6464.98	31.3	6.3	CHIRON
6480.72	38.9	5.8	CHIRON
6508.83	66.1	8.5	CHIRON
6515.77	68.8	6.1	CHIRON
6531.76	62.0	5.5	CHIRON
6560.69	79.8	6.7	CHIRON
6571.52	82.0	6.7	CHIRON
6896.64	152.8	5.1	CHIRON
6910.54	163.9	4.9	CHIRON
6911.57	143.6	5.2	CHIRON
6921.69	139.9	4.9	CHIRON
6924.59	167.2	5.0	CHIRON
6931.55	151.3	5.4	CHIRON
6938.58	151.6	5.4	CHIRON
6976.52	156.9	4.9	CHIRON
6976.52	153.8	4.9	CHIRON

**Table A.23.** Radial velocity variations for HIP104148.

JD	RV	err	Instrument
-2450000	(ms <sup>-1</sup> )	(ms <sup>-1</sup> )	
5317.83	-4415.9	3.3	FEROS
5336.92	-4696.3	4.2	FEROS
5366.92	-5069.6	5.4	FEROS
5379.88	-5178.5	3.4	FEROS
5428.77	-5411.3	4.6	FEROS
5457.647	-5377.7	3.5	FEROS
5470.64	-5280.0	8.1	FEROS
5729.85	65.4	17.7	FEROS
5786.79	1401.2	4.1	FEROS
5786.79	1398.4	3.8	FEROS
5793.81	1581.0	4.5	FEROS
5793.81	1583.3	3.7	FEROS
6056.80	5333.7	3.9	FEROS
6110.79	5579.6	3.4	FEROS
6160.72	5722.2	2.7	FEROS
6251.55	5661.8	4.1	FEROS
6431.93	4461.7	5.8	FEROS
6565.59	2641.0	5.2	FEROS

**Table A.24.** Radial velocity variations for HIP106055.

JD	RV	err	Instrument
-2450000	(ms <sup>-1</sup> )	(ms <sup>-1</sup> )	
5317.87	-1528.8	4.2	FEROS
5366.90	-1272.0	5.3	FEROS
5379.86	-1209.3	4.8	FEROS
5428.74	-977.6	4.1	FEROS
5457.67	-869.2	2.6	FEROS
5470.65	-801.9	7.8	FEROS
5744.84	277.5	5.3	FEROS
5793.80	384.6	4.6	FEROS
6047.84	908.1	6.2	FEROS
6110.81	989.8	4.8	FEROS
6160.74	1040.5	5.4	FEROS
6241.54	1119.4	7.2	FEROS
6251.56	1115.6	6.3	FEROS
6565.60	823.2	5.4	FEROS

**Table A.25.** Radial velocity variations for HIP107122.

JD -2450000	RV (ms <sup>-1</sup> )	err (ms <sup>-1</sup> )	Instrument
5317.85	-264.3	5.0	FEROS
5366.935	-217.5	5.2	FEROS
5379.89	-200.7	4.8	FEROS
5428.78	-141.9	5.4	FEROS
5457.68	-119.0	3.5	FEROS
5470.67	-108.4	7.4	FEROS
5744.85	-46.4	5.2	FEROS
5786.83	-17.2	4.2	FEROS
5793.83	-10.2	4.0	FEROS
6056.81	53.7	6.9	FEROS
6110.85	63.4	4.0	FEROS
6160.75	110.5	3.4	FEROS
6241.55	139.8	7.6	FEROS
6251.58	137.4	4.6	FEROS
6431.94	146.8	6.5	FEROS
6565.57	236.3	5.8	FEROS
6565.68	237.6	5.6	FEROS

**Table B.1.** Atmospheric parameters for Setiawan data

Object	[Fe/H] (dex)	T (K)	log g (cm/s <sup>2</sup> )	V <sub>t</sub> (kms <sup>-1</sup> )
HD101321	-0.11	4871.0	3.05	1.08
HD10700	-0.49	5454.0	4.69	0.55
HD107446	-0.12	4337.0	1.84	1.57
HD10761	0.08	5116.0	2.83	1.54
HD108570	-0.02	5057.0	3.54	0.96
HD110014	0.30	4805.0	2.98	1.90
HD111884	0.01	4442.0	2.31	1.39
HD113226	0.25	5236.0	3.07	1.47
HD115439	-0.15	4358.0	1.91	1.37
HD115478	0.12	4463.0	2.33	1.33
HD11977	-0.14	5032.0	2.72	1.33
HD121416	0.12	4692.0	2.52	1.41
HD122430	0.03	4485.0	2.12	1.44
HD12438	-0.55	5046.0	2.56	1.46
HD124882	-0.23	4388.0	1.81	1.46
HD125560	0.28	4597.0	2.47	1.33
HD131109	0.06	4314.0	2.01	1.39
HD131977	0.01	4842.0	4.53	0.77
HD136014	-0.39	4983.0	2.57	1.51
HD148760	0.20	4782.0	2.88	1.11
HD151249	-0.19	4289.0	1.79	1.54
HD152334	0.14	4392.0	2.22	1.40
HD152980	0.06	4367.0	1.99	1.66
HD156111	-0.29	5235.0	3.96	0.60
HD159194	0.29	4639.0	2.59	1.31
HD16417	0.16	5861.0	4.14	1.03
HD165760	0.10	5066.0	2.81	1.40
HD169370	-0.12	4659.0	2.62	1.21
HD174295	-0.14	5000.0	2.84	1.35
HD175751	0.02	4750.0	2.66	1.42
HD176578	0.02	4977.0	3.45	1.04
HD177389	-0.0	5139.0	3.42	1.11
HD179799	-0.0	4928.0	3.29	1.09
HD18322	0.02	4727.0	2.70	1.24
HD187195	0.12	4577.0	2.70	1.37
HD18885	0.20	4823.0	2.75	1.39
HD18907	-0.5	5181.0	3.72	0.89
HD189319	-0.2	4195.0	1.71	1.66
HD190608	0.08	4803.0	3.08	1.17
HD197635	-0.0	4677.0	2.50	1.49
HD198232	0.15	5063.0	2.92	1.41
HD199665	0.09	5138.0	3.17	1.22
HD21120	-0.0	5230.0	2.50	1.63
HD2114	0.05	5324.0	2.66	1.64
HD2151	-0.0	5850.0	3.98	1.13
HD218527	-0.1	5094.0	2.97	1.44
HD219615	-0.4	5000.0	2.64	1.46
HD224533	0.04	5119.0	2.95	1.39
HD22663	0.05	4594.0	2.42	1.08
HD23319	0.39	4735.0	2.85	1.34
HD23940	-0.28	4914.0	2.68	1.42
HD26923	0.05	6090.0	4.49	1.06
HD27256	0.18	5266.0	2.89	1.49
HD27371	0.23	5094.0	3.07	1.47
HD27697	0.25	5140.0	3.01	1.44
HD32887	0.01	4409.0	2.06	1.64
HD34642	0.00	4908.0	3.19	0.99



Table B.2. Continued Table B.1

Object	[Fe/H] (dex)	T (K)	log g (cm/s <sup>2</sup> )	V <sub>t</sub> (kms <sup>-1</sup> )
HD36189	0.03	5072.0	2.34	1.67
HD36848	0.45	4723.0	2.93	1.12
HD40176	0.39	4899.0	2.75	1.45
HD47205	0.23	4821.0	3.09	1.09
HD47536	-0.70	4414.0	1.93	1.44
HD50778	-0.29	4250.0	1.67	1.49
HD61935	0.06	4924.0	2.77	1.38
HD62644	0.08	5546.0	3.98	0.93
HD62902	0.37	4516.0	2.73	1.39
HD62902	0.37	4516.0	2.73	1.39
HD63697	0.26	4576.0	2.59	1.35
HD65695	-0.11	4560.0	2.27	1.35
HD65735	-0.04	4693.0	2.51	1.47
HD70982	0.07	5163.0	3.01	1.35
HD72650	0.12	4440.0	2.28	1.36
HD7672	-0.33	5107.0	2.92	1.39
HD78647	-0.03	4403.0	1.89	2.61
HD81361	0.25	5032.0	3.32	1.24
HD81797	0.08	4307.0	1.88	1.75
HD83441	0.14	4766.0	2.74	1.27
HD85035	0.11	4808.0	3.24	1.09
HD90957	0.24	4460.0	2.45	1.44
HD92588	0.08	5235.0	3.89	0.91
HD93257	0.27	4719.0	3.02	1.14
HD93773	0.00	5124.0	3.07	1.43
HD99167	0.05	4624.0	2.75	1.62