

Study of Brownian functionals in physically motivated model with purely time dependent drift and diffusion

Ashutosh Dubey¹, Malay Bandyopadhyay¹ and A. M. Jayannavar^{2,3}

1. School of Basic Sciences, Indian Institute of Technology Bhubaneswar, Bhubaneswar, India 751007

2. Institute of Physics, Sachivalaya Marg, Sainik School PO, Bhubaneswar, India, 751005.

3. Homi Bhabha National Institute, Training School Complex, Anushakti Nagar, Mumbai-400085, India

In this paper, we investigate a Brownian motion (BM) with purely time dependent drift and diffusion by suggesting and examining several Brownian functionals which characterize the lifetime and reactivity of such stochastic processes. We introduce several probability distribution functions (PDFs) associated with such time dependent BMs. For instance, for a BM with initial starting point x_0 , we derive analytical expressions for : (i) the PDF $P(t_f|x_0)$ of the first passage time t_f which specify the lifetime of such stochastic process, (ii) the PDF $P(A|x_0)$ of the area A till the first passage time and it provides us numerous valuable information about the effective reactivity of the process, (iii) the PDF $P(M)$ associated with the maximum size M of the BM process before the first passage time, and (iv) the joint PDF $P(M; t_m)$ of the maximum size M and its occurrence time t_m before the first passage time. These distributions are examined for the power law time time dependent drift and diffusion. A simple illustrative example for the stochastic model of water resources availability in snowmelt dominated regions with power law time dependent drift and diffusion and is demonstrated in details. We motivate our study with approximate calculation of an unsolved problem of Brownian functionals including inertia.

PACS numbers: 05.40.-a, 05.20.-y, 75.10.Hk

I. INTRODUCTION

Brownian motion with purely time dependent drift and diffusion are ubiquitous in geophysical, environmental and biophysical processes. One can identify numerous geophysical and environmental processes which occur under the crucial effect of external time dependent and random forcing, e.g., the change between the snow-storage and snow-melt phases [1, 2], outbreak of water-borne diseases [3, 4], the life cycle of tidal communities [5–7], and many more. Stochastic models with time dependent drift and diffusion terms are extensively used in the study of neuroscience [8–10]. One of the most useful tool to tackle such stochastic processes is the Fokker-Planck formalism [11, 12]. In this formalism, different realizations of a system are narrated in terms of probability density which denotes the system in a given state at a certain instant and the theoretical description of such 1-D diffusion motion is governed by :

$$\frac{\partial P(x, t)}{\partial t} = -\mu(t) \frac{\partial P(x, t)}{\partial x} + D(t) \frac{\partial^2 P(x, t)}{\partial x^2}. \quad (1)$$

In this respect several interesting questions of wide interest can be raised such as, (i) the probability of finding the system in a certain domain at a certain instant (survival probability), (ii) the pdf of time $P(t_f|x_0)$ at which the system exit a certain domain first time (known as first passage time t_f) starting from initial point x_0 , (iii) the pdf $P(M)$ of the maximum value of a BM process before of its first passage time, and (iv) the joint probability distribution $P(M; t_m)$ of the maximum value M and its occurrence time t_m before the first passage time of the BM process.

All the above mentioned PDFs are calculated and dis-

cussed for simple Wiener and Ornstein-Uhlenbeck processes [12–14] as well as in the context of DNA breathing dynamics [15]. But, all these discussions are based on constant drift and diffusion terms. However, the extension to a time dependent drift and time dependent diffusion terms are not straightforward. This is mainly because of the fact that the system has broken both the space and time homogeneity. Several attempts are made to study BM process with purely time dependent drift and diffusion terms. One of the main work on BM with time dependent drift is barrierless electronic reactions in solutions [16–18]. Generalizing the Oster-Nishijima model [19] to the low viscosity limit or the inertial limit, the authors observed a strong dependence on friction and temperature of the decay rate even in the absence of the barrier, which agrees well with numerical simulation of the full Lanevin equation [17]. A series of works on stochastic resonance for time dependent sinusoidal drift is analyzed in Refs. [20–23]. The first passage time statistics for a Wiener process with an exponential time dependent drift term are analyzed in the context of neuron dynamics in Refs. [24, 25]. Also, recent studies of DNA unzipping under periodic forcing need to be mentioned [26–28]. Recently, Molini *et. al* [29] make a study on BM with purely time dependent drift and diffusion terms.

In this work, we extend above mentioned works [12–15, 29] by incorporating several PDFs of Brownian motion i.e. $P(A|x_0)$, $P(M)$ and $P(M; t_m)$ for a BM with purely time dependent drift and diffusion terms. One of the main objective of this work is to incorporate inertial effect in Brownian functional study and to our best of knowledge, it is the first attempt to incorporate inertial effect in first passage study which is one of the important unsolved problem. The other objective of this work

is to advertise for the use of the recently studied backward Fokker-Planck (BFP) method [30] and the path decomposition (PD) method [31]. Both the BFP and PD methods are based on the Feynman-Kac formalism [32] and both of them are first time used for exploring BM process with purely time dependent drift and diffusion terms. Both the techniques are extensively used in studying many aspects of classical Brownian motion, as well as for exploring different problems in computer science and astronomy [30, 33, 34]. For the first time, we consider these elegant methods to study the Brownian functionals for a BM with purely time dependent drift and diffusion. Unlike the standard FP treatment [35–37] which yields distribution functions directly, we derive and solve differential equations for the Laplace transforms of various Brownian functionals in the BFP method. On the other hand, we can utilize the PD method to calculate the distribution functions of interest by splitting a representative path of the dynamics into parts with their appropriate weighage of each part separately. This fact is justifiable by considering the Markovian property of the dynamics.

The paper is organized as follows. In section II, we discuss our BM process model with purely time dependent drift and diffusion terms. Then we discuss several distribution functions of interest and their relevances. The BFP and PD methods are explained in short. In Sec. III, we introduce several PDFs for a BM with power law time dependent drift and diffusion terms. We illustrate the example of fresh water availability in summer in the snowmelt dominated regime with the power law time dependent drift and diffusion terms. We conclude our paper in section IV.

II. MODEL, METHODS AND MEASURES

A. Model

We are interested with those kind of problem where time-dependent random forcing is predominant. Hence, the Fokker-Planck description of such problem can be made through Eq. (1). The associated stochastic differential equation for the state variable $x(t)$ is given by :

$$dx(t) = \mu(t)dt + D(t)dW(t), \quad (2)$$

where, $\mu(t)$ is the purely time dependent drift term, $D(t)$ denotes the diffusion term, and $W(t)$ is a Wiener process with Gaussian distribution. The Wiener process is an idealized statistical descriptions that apply to many physical systems [12, 13, 38]. One of the most elegant theoretical method to tackle such kind of stochastic processes is the Fokker-Planck (FP) formalism [12, 13, 38]. In this formalism, one can describe different realizations of a system by the probability density. One can find the system in a given state at a certain time, and the corresponding diffusion equation describes its temporal

evolution. Several interesting questions related to such stochastic systems are of wide interest in several areas [12, 13, 38]. One of the main interest in this field is to find the probability density for the system remains in a certain domain at a given instant and the moment at which the system escapes it for the first time. Due to the stochastic nature of the system, different realizations of the system leave a certain domain at different times and it is natural to consider the statistical properties of this random variable. Other interesting questions related with such first passage statistics are (i) finding the probability density $P(A|x_0)$ of area under a path (ii) probability density $P(M)$ of maximum size and (iii) the joint probability density $P(M, t_m)$ of maximum size and its occurrence time t_m .

B. Methods

In one dimension, the first passage statistics related problem are basically formulated by considering a state variable which evolves stochastically according to a given law in its phase space. We are mainly concerned about the instant when the variable leaves a certain domain for the first time. To deal with such problem a number of several methods or approaches had been described in REfs. [12, 13, 30, 38]. Here, we describe two elegant methods (i) Backward Fokker-Planck (BFP) method and (ii) Path decomposition method (PD).

1. Backward Fokker-Planck Method (BFP)

Following Ref. [30], we can introduce a general description to compute the PDF of a Brownian functional in a time interval $[0, t_f]$, where t_f is the first passage time of the process. Thus, one can introduce a functional to calculate different statistical properties of a Brownian functional :

$$T = \int_0^{t_f} U(x(\tau))d\tau, \quad (3)$$

where, $x(\tau)$ is a Brownian path which follows differential Eq.(2) and it starts at x_0 at time $\tau = 0$ and continues up to $\tau = t_f$. Here, $U(x(\tau))$ is a specified function of the path and its form depends on the quantity we are interested to calculate. For example, if we are interested to calculate first passage time one should choose $U(x(\tau)) = 1$. On the other hand, for the area distribution one should consider $U(x(\tau)) = x(\tau)$. One can easily understand that T is a random variable which can take different values for different Brownian paths. The main goal is to calculate probability distribution $P(T, t_f|x_0)$. Now, one may note that the random variable T can be only positive for our choice of $U(x(\tau))$, Thus, one may consider the Laplace transform of the distribution $P(T|x_0)$

$$\begin{aligned}
Q(x_0, p) &= \int_0^\infty dT P(T|x_0) \exp(-pT) \\
&= \langle \exp(-p \int_0^{t_f} U(x(\tau)) d\tau) \rangle. \quad (4)
\end{aligned}$$

Here, the angular bracket denotes the average over all possible paths starting at $x_0 = 0$ at $\tau = 0$ and ending at the first time they cross the origin. For simplicity, we will drop the variable p in the function $Q(x_0, p)$ in the rest of our paper. Now, to derive a differential equation for $Q(x_0)$, we follow the method described in Ref. [30]. Thus, we split the interval $[0, t_f]$ into two parts. During the first interval $[0, \Delta\tau]$, the path starts from x_0 and propagates up to $x_0 + \Delta x$. In the second interval $[\Delta\tau, t_f]$, the path starts at $x_0 + \Delta x$ and ends at 0 at time t_f . Here, $\Delta\tau$ is a fixed, infinitesimally small time interval. To leading order in $\Delta\tau$, we obtain: $\int_0^{t_f} U(x(\tau)) d\tau \simeq U(x_0)\Delta\tau + \int_{\Delta\tau}^{t_f} U(x) d\tau$. As a result of that one can obtain from Eq. (4):

$$\begin{aligned}
Q(x_0) &\simeq \exp(-pU(x_0)) \langle Q(x_0 + \Delta x) \rangle_{\Delta x} \\
&\simeq (1 - pU(x_0)\Delta\tau) \langle Q(x_0 + \Delta x) \rangle_{\Delta x}. \quad (5)
\end{aligned}$$

Here, the angular bracket denotes the average over all possible realizations of Δx . Now, one can obtain from the dynamical equation for a free Langevin particle, i.e. from $\frac{dx}{dt} = \xi(t)$ that $\Delta x = \xi(0)\Delta\tau$. Now, expanding $Q(x_0 + \Delta x)$ in powers of $\Delta\tau$, and taking the averages over the noise by using the facts $\langle \xi(0) \rangle = 0$ and $\langle \xi^2(0) \rangle = 1/\Delta\tau$ as $\Delta\tau \rightarrow 0$, one obtains, to lowest order in $\Delta\tau$, the ordinary differential equation:

$$\frac{1}{2} \frac{d^2 Q(x_0)}{dx_0^2} - pU(x_0)Q(x_0) = 0. \quad (6)$$

Boundary Conditions: Equation (6) is valid in the regime $x_0 \in [0, \infty]$ with the following boundary conditions: (i) As the initial position $x_0 \rightarrow 0$, the first passage time vanishes which gives us $Q(x_0 = 0) = 1$, (ii) on the other hand, as $x_0 \rightarrow \infty$, the first passage time diverges which results in $Q(x_0 \rightarrow \infty) = 0$.

Thus, our scheme will be as follows. We can solve the differential Eq. (6), termed as the BFP equation [30]. By solving Eq.(6) with appropriate boundary condition as mentioned above provides us the Laplace transformed pdfs of various quantities which are determined by the choice of $U(x)$. Now, inverting the Laplace transform with respect to p , one can obtain the desired pdf $P(T|x_0)$. On the other hand, the standard Fokker-Planck method adopted in Refs. [12, 13] yields the distribution function $P(x, t)$ directly. Thus, these two approaches are distinct, providing complementary information.

2. The path decomposition method (PD)

The basic principle of this PD method is very simple. Since, our motion in Eq.(2) is Markovian one can break

a typical path into two parts. Thus, the weightage of the whole path is the product of the weights of the two split parts [30]. Thus, the joint probability distribution $P(M, t_m)$ of the maximum bubble size M and the occurrence time t_m at which this maximum occurs before first passage. Now, integrating over M , one can obtain the marginal distribution $P(t_m)$. The basic process to compute $P(M, t_m)$ by splitting a typical path into two parts, before and after t_m . Here, weights W_L and W_R are the weightage of the path before and after t_m . As a matter of fact, the total weight W of the whole path is:

$$W = W_L \times W_R \quad (7)$$

On the left-hand side of t_m , the path propagates from x_0 at $t = 0$ to $M\epsilon$ at $t = t_m$, without attaining the value 0 or M during the interval $[0, t_m]$ [31]. Now, The weight W_L can be determined by using a path-integral treatment based on the Feynman-Kac formalism. Let us we denote $q(x_0)$ be the probability that the motion described by Eq. (2) exits the interval $[0, M]$ for the first time through the origin. Thus, $q(x_0)$ is the cumulative probability that the maximum before the first-passage time is $\leq M$. It is known that this function satisfies two boundary conditions: (i) $q(0) = 1$ and (ii) $q(M) = 0$. Let us consider a function $\phi_{\Delta\tau}(\Delta x)$ which gives us the distribution function of a small displacement Δx in time $\Delta\tau \rightarrow 0$. Now, using the Markovian property of the dynamics (2), one can show that:

$$q(x_0) = \int q(x_0 + \Delta x) \phi_{\Delta\tau}(\Delta x) d(\Delta x), \quad (8)$$

Now, making a Taylor expansion of $q(x_0 + \Delta x)$ and averaging over $\Delta x = \xi(0)\Delta\tau$, and using $\langle \xi(0) \rangle = 0$ and $\langle \xi^2(0) \rangle = 1/\Delta\tau$. Thus, to the leading order in $\Delta\tau$ we obtain

$$\frac{d^2 q(x_0)}{dx_0^2} = 0. \quad (9)$$

Now, solving the above equation with the help of above mentioned boundary boundary condition, one can obtain:

$$q(x_0) = 1 - \frac{x_0}{M}. \quad (10)$$

Now, differentiating $q(x_0)$ with respect to M we obtain:

$$P(M) = \frac{x_0}{M^2} \quad (11)$$

Now, the W_R is obtained as

$$W_R = q(M - \epsilon) = \frac{\epsilon}{M}. \quad (12)$$

On the other hand, the weight W_L can be obtained from the white noise is Gaussian and the probability of a path is given by:

$$P[\{x(\tau)\}] \propto \exp \left[-\frac{1}{2} \int_0^t d\tau \left(\frac{dx}{d\tau} \right)^2 \right]. \quad (13)$$

Then, the weight W_L is then obtained as a sum over contributions from all possible paths :

$$W_L \propto \int_{x(0)=x_0}^{x(t_m)=M-\epsilon} \mathcal{D}x(\tau) \exp \left[-\frac{1}{2} \int_0^t d\tau \left(\frac{dx}{d\tau} \right)^2 \right] \times \prod_{\tau=0}^{t_m} \theta[x(\tau)] \prod_{\tau=0}^{t_m} \theta[M-x(\tau)], \quad (14)$$

where, $\prod_{\tau=0}^{t_m} \theta[x(\tau)]$ and $\prod_{\tau=0}^{t_m} \theta[M-x(\tau)]$ enforce the requirements that the path does not cross either the level 0 or the level M for times between 0 and t_m . Now, following Feynman-Kac [32], the path integral can be identified with the propagator $\langle M-\epsilon | e^{-\hat{H}t_m} | x_0 \rangle$, corresponding to the quantum Hamiltonian \hat{H} of a single particle of unit mass,

$$\hat{H} = -\frac{1}{2} \frac{d^2}{dx^2} + V(x), \quad (15)$$

with potential energy $V(x) = 0$ for $0 < x < M$ and $V(x) = \infty$ for $x = 0$ and $x = M$. Note, that the infinite potential energy at $x = 0$ and at $x = M$ enforces the requirement that the path never crosses either the level 0 or level M . Finally,

$$W_L = \left(\frac{x_0}{M-\epsilon} \sum_{n=1}^{\infty} e^{-E_n t_m} \psi_n(M-\epsilon) \psi_n(x_0) \right), \quad (16)$$

where, $\psi_n(x)$ and E_n are the eigenfunctions and eigenenergies, respectively for the Hamiltonian \hat{H} .

C. Measures

Our primary focus is on several first-passage Brownian functionals of physical relevance. We consider the following quantities and explore their pdfs. In this context, we explore a physical phenomenon of snowmelt dynamics for the fresh water availability in summer.

(i) *First passage time or lifetime of the stochastic process*: The first-passage time pdf $P(t_f|x_0)$, i.e., the pdf of the time of touching the origin first time with initial size x_0 , provides the information about the lifetime of the stochastic process. A related quantity is the survival probability $C(x_0, t) = 1 - \int_0^{t_f} P(t_f|x_0) dt_f$ of the process. This survival probability is an experimentally measurable quantity. For example, in the context of DNA breathing dynamics $C(x_0, t)$ can be inferred from experiments by measuring fluorescence correlations of a tagged DNA [39, 40]. In the snow melt dynamics, our key stochastic variable is the total potential water availability, H (in terms of water equivalent from both snow and rainfall). Thus, the survival probability $C(H_0, t)$ for a given initial snow water equivalent H_0 and the pdf of first passage time $P(t_f|H_0)$ are very much useful quantities to offer important information about the timing between melting of snow and fresh water availability in summer under

different climatic scenarios.

(ii) *Area under a path*: If we consider a typical path which is described by Eq. (2), one can define the area under such a path before the first-passage time as $A = \int_0^{t_f} x(t) dt$. The interesting quantity is its pdf $P(A|x_0)$ with an initial value x_0 . This quantity is of interest because it provides a measure for the effectiveness of the corresponding stochastic processes. For example, if we consider the snow melt process, then $P(A|H_0)$ gives us the information about the average total snow water equivalent with initial value H_0 . While the first-passage time distribution provides information about the lifetime, it does not contain any hint of the average total water equivalent before full melting. Quantities (i), (ii) can be calculated below by following the BFP method discussed in Sec. IIB-1.

Maximum size M: The other proposed measure for quantifying reactivity of the process is the distribution of the maximum size before the first-passage time, $P(M)$. Let us consider again snow melt process. Now, the pdf $P(M)$ provide us about the information about the maximum total available fresh water equivalent before total melting of snow.

Maximum size M and the corresponding time t_m : The joint probability distribution function $P(M, t_m)$ can be investigated here by following the PD method, which is based on the Feynman-Kac formalism [32] (see Sec. IIB-2). Using this pdf, one can further calculate the distribution function $P(t_m)$ of the time at which the process attains its maximum size before hitting the origin. This latter pdf is of interest because it provides information about the (average) time of occurrence of the biggest size before hitting the origin.

III. SNOWMELT DYNAMICS

Snowmelt is one of the main source of freshwater for many regions of the world and the snowmelt process is very much sensitive to temperature and precipitation fluctuations [41, 42]. Snow dynamics is basically consists of two phases : (a) an accumulation phase in which snow water equivalent (i.e. the amount of liquid water available by total and instantaneous melting of the entire snowmass) rises to its seasonal maximum Q_0 and the other one is (b) the depletion phase where the whole snow-pack gradually decreases (release of stored water content) due to temperature fluctuation. To describe such a complex dynamics one needs a lot of physical parameters. Now, we are trying to build a simplified stochastic model which can describe the total water equivalent from both snow and rainfall during the melting season, as driven by both precipitation (solid to liquid transition) and increasing air temperature. Due to simplification of the stochastic model, we consider the total potential water availability (in terms of water equivalent) as the main stochastic variable. Here, we neglect any other effects connected with snow percolation and metamorphism etc.

[43]. The predominant factors which govern the fresh water availability in the warm season are increasing air temperature and liquid precipitation. Accordingly, we assume the melting phase can be described by a power-law time dependent drift directed towards the total melting of the snowpack. On the other hand, positive and negative exponents of power-law diffusion usually represent precipitation events and pure melting periods, respectively. Following the "degree-day" approach with time-varying melting-rate coefficients, one can assume the melting process can be described by a linear function of time [43]. Considering a power-law form for drift and diffusion during the melting season, the dynamics of the total water equivalent from both snow melting and precipitation at a given point in space can be reasonably described by the Langevin equation [44] :

$$dH = -\mu(t)dt + D(t)dW(t), \quad (17)$$

where, the drift part $\mu(t) = kt^\alpha$ represents the accumulation or depletion with a rate constant k and the diffusion rate is given by $D(t) = \sqrt{2kt^\alpha}$. Also, both the rainfall and snowmelt contributions are included in Q . Here, we assume that the drift and the diffusion follow the same power law with exponent α . This is a reasonable assumption in the sense that the snow melt is most predominant in the summer time i.e. the process is expected to increase its variability during warm season [29]. The initial value of the snow water equivalent (SWE), H_0 , is the accumulated snow during the cold season.

The Fokker-Planck equation corresponding to the differential Eq. (17)

$$\frac{\partial p(H, t|H_0)}{\partial t} = -\mu(t)\frac{\partial p(H, t|H_0)}{\partial H} + D(t)\frac{\partial^2 p(H, t|H_0)}{\partial H^2}. \quad (18)$$

Now, we can use the following transformation equations to go from (H, t) to (z, τ) space

$$\tau = \int D(t)dt + B, \quad (19)$$

and

$$z = H + \int \mu(t)dt + C. \quad (20)$$

Using the above mentioned transformation equations one can reduce Eq. (18) into a constant co-efficient free diffusion equation form :

$$\frac{\partial p(z, \tau)}{\partial \tau} = \frac{\partial^2 p(z, \tau)}{\partial z^2}, \quad (21)$$

A. PDF of first Passage Time : $P(t_f|H_0)$

Using the backward Fokker-plank method one can obtain the BFP equation

$$\frac{1}{2} \frac{d^2 Q(z_0, \tau)}{dz_0^2} - pU(z_0)Q(z_0) = 0. \quad (22)$$

Substituting $U(z_0) = 1$ in equation (22), we obtain

$$\frac{1}{2} \frac{d^2 Q}{dz_0^2} - pQ(z_0) = 0. \quad (23)$$

The general solution of equation (23) is

$$Q(z_0) = e^{-\sqrt{2p}z_0} \quad (24)$$

Inverting the Laplace transform with respect to p gives the pdf of the first passage time for τ_f

$$P(\tau_f|z_0) = \frac{z_0}{\sqrt{2\pi}} \frac{e^{-z_0^2/2\tau_f}}{\tau_f^{3/2}} \quad (25)$$

Again transforming above equation into original variables H and t by using equations (19) and (20), we get

$$P(t_f|H_0) = D(t_f) \frac{1}{\sqrt{4\pi}} \frac{[H_0 + \int_0^{t_f} \mu(t)dt]}{[1/2 \int_0^{t_f} \sigma^2(t)dt]^{3/2}} \times \exp \left[-\frac{(H_0 + \int_0^{t_f} \mu(t)dt)^2}{2 \int_0^{t_f} \sigma^2(t)dt} \right] \quad (26)$$

Let us consider two different cases for the time dependent drift and diffusion : (1) $D(t) = \sqrt{2kt^\alpha}$, $\alpha > -1$, and $\mu(t) = 0$.

Now, substituting $\mu(t)$ and $D(t)$ in equation (26), we obtain

$$P(t_f|H_0) = D(t_f) \frac{1}{\sqrt{4\pi}} \frac{H_0}{\left[k \frac{t_f^{\alpha+1}}{\alpha+1} \right]^{3/2}} \exp \left[-\frac{H_0^2}{2k \frac{t_f^{\alpha+1}}{\alpha+1}} \right] \quad (27)$$

(2)Case 2 : proportional power-law diffusion and drift i.e. $\mu(t) = qkt^\alpha$ and $D(t) = \sqrt{2kt^\alpha}$; then the first passage time distribution is given by

$$P(t_f|H_0) = \frac{\left(H_0 + \frac{qkt_f^{\alpha+1}}{\alpha+1} \right) (1+\alpha)^{3/2}}{2\sqrt{\pi} A t_f^{(3+\alpha)/2}} \times \exp \left[-\frac{t_f^{-(\alpha+1)} (kqt_f^{\alpha+1} + H_0 + \alpha H_0)^2}{2k(\alpha+1)} \right] \quad (28)$$

B. PDF of area till the first passage time: $P(A|H_0)$

Whereas the $P(t_f|H_0)$ can supply the important information about the time of melting and summer fresh water availability, the pdf $P(A|H_0)$ will supply us the useful information about the total summer fresh water availability under different climatic conditions.

We can compute the distribution of A , i.e., $P(A|H_0)$ by substituting $U(z_0) = z_0$ in equation (13):

$$\frac{d^2 Q}{dz_0^2} - 2pz_0 Q(z_0) = 0 \quad (29)$$

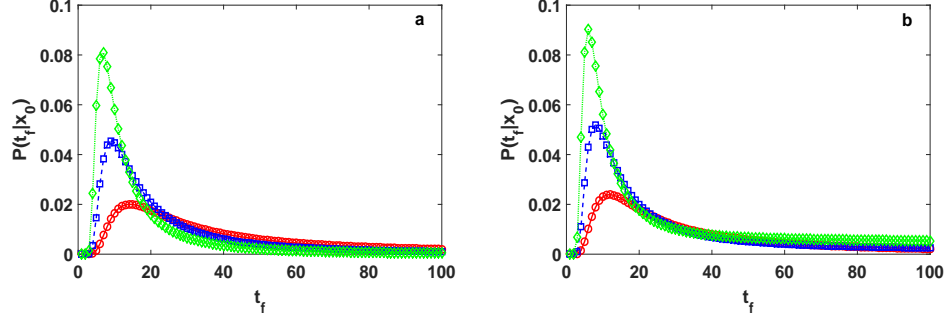


FIG. 1: (color online) Plot of first passage time densities for the (a) unbiased case, i.e., $\mu(t) = 0$ and $D(t) = 2kt^\alpha$ (b) biased case with proportional power-law diffusion and drift, i.e., $\mu(t) = qkt^\alpha$ and $D(t) = 2kt^\alpha$. Here, we use $q = 0.1$, $k = 1.0$, $\alpha = 0.5$ (red circle); $\alpha = 1.0$ (blue square) and $\alpha = 1.5$ (Green triangle).

The general solution of equation (29) is

$$Q(z_0) = A_1 Ai(2^{1/3} p^{1/3} z_0) + B_1 Bi(2^{1/3} p^{1/3} z_0), \quad (30)$$

where $Ai(z)$ is the Airy function. Now, applying the boundary conditions :

1. $Q(z_0) = 0$ when $z_0 \rightarrow \infty$
2. $Q(z_0) = 1$ when $z_0 \rightarrow 0$, we obtain

$$Q(z_0) = 3^{2/3} \Gamma(2/3) Ai(2^{1/3} p^{1/3} z_0) \quad (31)$$

Taking the inverse Laplace transform

$$P(A(\tau)|z_0) = \frac{2^{1/3}}{3^{2/3} \Gamma(1/3)} \frac{z_0}{A(\tau)^{4/3}} \exp\left[-\frac{2z_0^3}{9A(\tau)}\right] \quad (32)$$

Again transforming above equation into original variables $A(t)$ and t by using equation (19) and (20), we obtain

$$P[A(t)|H_0] = D(t) \frac{2^{1/3}}{3^{2/3} \Gamma(1/3)} \frac{H_0 + \int_0^{t_f} \mu(t) dt}{[A(t)]^{4/3}} \exp\left[-\frac{2[H_0 + \int_0^{t_f} \mu(t) dt]^3}{9A(t)}\right] \quad (33)$$

Case (1): Unbiased power law time dependent diffusion

In this case one can consider $D(t) = \sqrt{2kt^\alpha}$, $\alpha > -1$, and $\mu(t) = 0$. Now, substituting the above mentioned values of $D(t)$ and $\mu(t)$ in Eq. (33) we obtain the pdf of area till t_f :

$$P(A|H_0) = (kt_f^\alpha) \frac{2^{1/3}}{3^{2/3} \Gamma(1/3)} \frac{H_0}{[A(t)]^{4/3}} \times \exp\left[-\frac{2H_0^3}{9A(t)}\right] \quad (34)$$

(2) Case 2 : Proportional power-law diffusion and drift

In the case of proportional power-law diffusion and drift, one may consider $\mu(t) = qkt^\alpha$ and $D(t) = \sqrt{2kt^\alpha}$, the PDF of area till the first-passage time is given by:

$$P(A|H_0) = \frac{2^{1/3}}{3^{2/3} \Gamma(1/3)} \frac{(kt_f^\alpha)[(\alpha+1)H_0 + qkt_f^{\alpha+1}]}{(\alpha+1)[A(t)]^{4/3}} \exp\left[-\frac{2(\alpha H_0 + H_0 + qkt_f^{\alpha+1})^3}{9(\alpha+1)^3 A(t)}\right] \quad (35)$$

C. Joint probability distribution of maximum and its occurrence before first passage time : $P(M, t_m)$

The joint probability distribution of maximum and its occurrence before first passage time, $P(M, t_m)$, provides important information about the maximum available fresh water equivalent in summer as well as the exact timing of it. In that sense it is one of the important quantity to study. Now, following the Path decomposition method discussed in Section IIB-2 as well as in Ref. [31], we can obtain the exact expressions of joint probability distribution $P(M, t_m)$ for the two cases of power law.

Case (1) Unbiased power law time dependent diffusion
In this case one can consider $D(t) = 2kt^\alpha$, $\alpha > -1$, and $\mu(t) = 0$. Thus, the joint probability distribution $P(M, t_m)$ is given by

$$P(M, t_m) = (kt^\alpha) \frac{\pi}{M^3} \sum_{n=1}^{\infty} (-1)^{n+1} n \sin\left(\frac{n\pi x_0}{M}\right) \exp\left(-\frac{n^2 \pi^2}{2M^2} k \frac{t_m^{\alpha+1}}{\alpha+1}\right) \quad (36)$$

(2) Case 2 : Proportional power-law diffusion and drift
In the case of proportional power-law diffusion and drift, one may consider $\mu(t) = qkt^\alpha$ and $D(t) = \sqrt{2kt^\alpha}$, the joint probability distribution $P(M, t_m)$ is given by :

$$P(M, t_m) = (kt^\alpha) \frac{\pi}{M^3} \sum_{n=1}^{\infty} (-1)^{n+1} n \sin\left(\frac{n\pi}{M} \left(x_0 + \frac{qkt_m^{\alpha+1}}{\alpha+1}\right)\right) \exp\left(-\frac{n^2 \pi^2}{2M^2} A \frac{t_m^{\alpha+1}}{\alpha+1}\right) \quad (37)$$

It is very difficult to plot the joint probability distribution. So, we are interested on the marginal distribution $P(t_m)$.

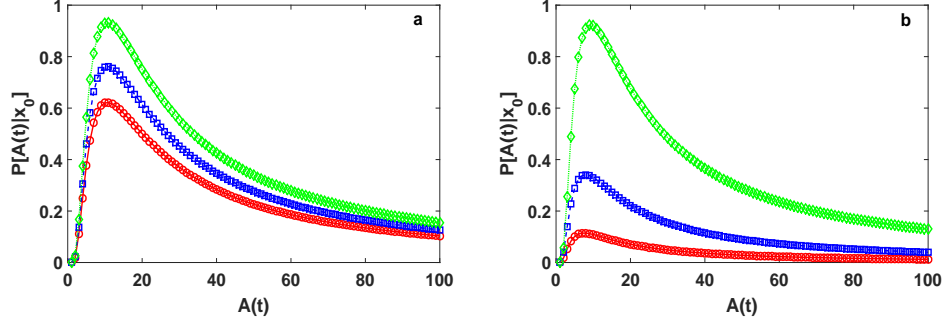


FIG. 2: (color online) Plot of pdf of area $A(t)$ before first passage time for the (a) unbiased case, i.e., $\mu(t) = 0$ and $D(t) = 2kt^\alpha$ (b) biased case with proportional power-law diffusion and drift, i.e., $\mu(t) = qkt^\alpha$ and $D(t) = 2kt^\alpha$. Here, we use $q = 0.1$, $k = 1.0$, $\alpha = 0.5$ (red circle); $\alpha = 1.0$ (blue square) and $\alpha = 1.5$ (Green triangle).

D. Marginal Distribution : $P(t_m)$

The marginal distribution is given by

$$P(\tau_m) = \int_{z_0}^{\infty} dM P(M, \tau_m) \quad (38)$$

Now, putting the expression of $P(M, \tau_m)$, one can obtain

$$\begin{aligned} P(\tau_m) &= \int_{z_0}^{\infty} dM \frac{\pi}{M^3} \sum_{n=1}^{\infty} (-1)^{n+1} n \sin\left(\frac{n\pi z_0}{M}\right) \\ &\times \exp\left(-\frac{n^2 \pi^2}{2M^2} \tau_m\right) \\ &= \sum_{n=1}^{\infty} (-1)^{n+1} n \pi \int_{z_0}^{\infty} \frac{dM}{M^3} \sin\left(\frac{n\pi z_0}{M}\right) \exp\left(-\frac{n^2 \pi^2}{2M^2} \tau_m\right). \end{aligned} \quad (39)$$

Now, putting $u = \frac{n\pi z_0}{M} \Rightarrow du = -\frac{n\pi z_0}{M^2} dM$, one can show that

$$P(\tau_m) = \frac{1}{\pi \tau_m} \sum_{n=1}^{\infty} \frac{(-1)^{n+1}}{n} \int_0^{n\pi} du \cos(u) \exp\left(-\frac{u^2}{2z_0^2} \tau_m\right) \quad (40)$$

Case I : Large τ_m asymptote ($\tau_m \gg z_0^2$)

Introducing the variable $k = \sqrt{\frac{\tau_m}{2z_0^2}}$ in above equation, we obtain

$$P(\tau_m) = \frac{z_0 \log 2}{(\tau_m^{3/2})} \frac{1}{\sqrt{2\pi}} \quad (41)$$

Now, again transforming into (x,t) space we obtain

$$P(t_m) = D(t_m) \frac{\log 2}{\sqrt{2\pi}} \frac{[x_0 + \int_0^{t_m} \mu(t) dt]}{[1/2 \int_0^{t_m} D(t) dt]^{3/2}} \quad (42)$$

a. unbiased diffusion and $D(t) = 2kt^\alpha$

In this case, we obtain

$$P(t_m) = \frac{\log 2}{\sqrt{2\pi k}} \frac{x_0 (\alpha + 1)^{3/2}}{t_m^{(\alpha+3)/2}} \quad (43)$$

Proportional power law drift and diffusion : $\mu(t) = qkt^\alpha$ and $D(t) = 2kt^\alpha$

In this case, the marginal distribution is given by

$$P(t_m) = \frac{\log 2}{\sqrt{2\pi}} \frac{(\alpha + 1)^{1/2}}{k^{1/2}} \frac{[(\alpha + 1)x_0 + qkt_m^{\alpha+1}]}{(\alpha + 1)(t_m^{\alpha+1})^{3/2}} \quad (44)$$

Case II : Small- t_m asymptote:

In this limit $\tau_m \ll z_0^2$. Now, taking the Laplace transform of the Eq. ()

$$\int_0^{\infty} d\tau_m e^{-s\tau_m} P(M, \tau_m) = \frac{\sinh(z_0 \sqrt{2s})}{M \sinh(M \sqrt{2s})} \quad (45)$$

Let us consider s becomes much larger than z_0^{-2} and M^{-2} , we get

$$\int_0^{\infty} d\tau_m e^{-s\tau_m} P(M, \tau_m) \approx \frac{e^{-\sqrt{2s}(M-z_0)}}{M} \quad (46)$$

Taking the inverse Laplace transform

$$P(M, \tau_m) \approx \frac{\tau_m^{-3/2}}{\sqrt{2\pi}} \frac{(M-z_0)}{M} e^{-\frac{(M-z_0)^2}{2\tau_m}} \quad (47)$$

Integrating the above equation over M in the limit $\tau_m \ll z_0^2$, we get

$$P(\tau_m) \approx \frac{1}{z_0 \sqrt{2\pi \tau_m}} \quad (48)$$

Again, transforming into (x,t) variables we obtain

$$P(t_m) = D(t_m) \frac{1}{\sqrt{2\pi}} \frac{1}{[x_0 + \int_0^{t_m} \mu(t) dt]} \frac{1}{\left[\frac{1}{2} \int_0^{t_m} D(t) dt\right]^{1/2}} \quad (49)$$

Unbiased power law diffusion and $D(t) = 2kt^\alpha$

$$P(t_m) = \left(\frac{k(\alpha + 1)}{2\pi}\right)^{1/2} \frac{1}{x_0} \frac{t_m^\alpha}{(t_m^{\alpha+1})^{1/2}} \quad (50)$$

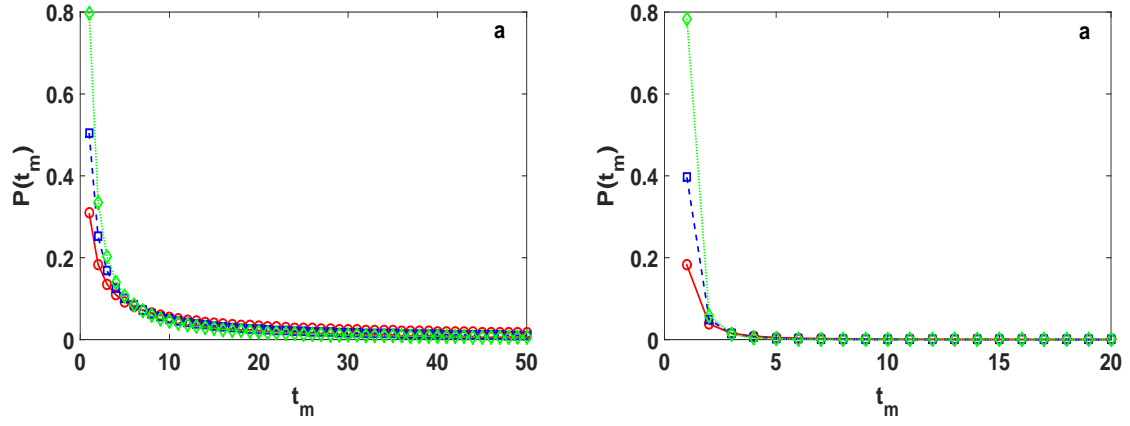


FIG. 3: (color online) Plot of pdf $P(t_m)$ before first passage time t_f for the small (a) t_m as well as for the (b) large t_m asymptotes with unbiased case, i.e., $\mu(t) = 0$ and $D(t) = 2kt^\alpha$. Here, we use $k = 1.0$, $\alpha = 0.5$ (red circle); $\alpha = 1.0$ (blue square) and $\alpha = 1.5$ (Green triangle).

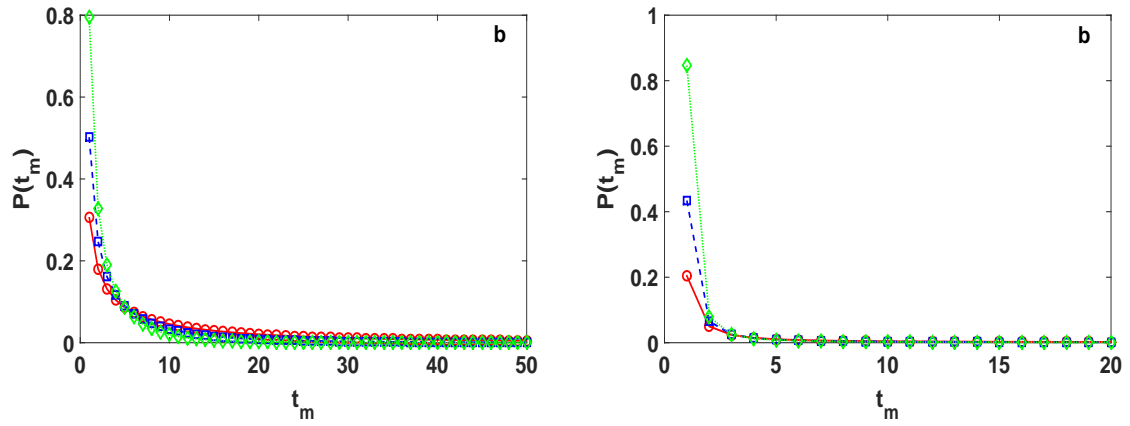


FIG. 4: (color online) Plot of pdf $P(t_m)$ before first passage time t_f for the small (a) t_m as well as for the (b) large t_m asymptotes with biased case, i.e., $\mu(t) = qkt^\alpha$ and $D(t) = 2kt^\alpha$. Here, we use $q = 0.1$, $k = 1.0$, $\alpha = 0.5$ (red circle); $\alpha = 1.0$ (blue square) and $\alpha = 1.5$ (Green triangle).

Proportional power law time dependent drift and diffusion

In this case $\mu(t) = qkt^\alpha$ and $D(t) = 2kt^\alpha$

$$P(t_m) = (\alpha + 1)^{3/2} \sqrt{\frac{k}{2\pi}} \frac{t_m^\alpha}{[(\alpha + 1)x_0 + qkt_m^{\alpha+1}] (t_m^{\alpha+1})^{1/2}} \quad (51)$$

IV. CONCLUSIONS

In this work, we analyze several relevant probability distribution functions of various Brownian functionals associated with the stochastic model for the total fresh water availability in mountain region incorporating both the temperature effect, snow accumulation and precipitation in the form of power law dependent drift $\mu(t) \sim qt^\alpha$ and diffusion constant $D(t) \sim kt^\alpha$. Based on the backward Fokker-Planck method discussed in Ref.[30], we derive (i) the first-passage time distribution $P(t_f|x_0)$, providing information about the lifetime of the stochastic process, (ii) the distribution $P(A|x_0)$, of the area A covered by the random walk till the first-passage time, measuring the re-activity of stochastic processes, and (iii) the distribution $P(M)$, of the maximum size M before first passage time, (iv) the joint probability distribution $P(M; t_m)$ of the maximum size M and the time t_m of its occurrence before the first passage time was also obtained by employing the Feynman-Kac path integral formulation. The

advantage of the elegant methods adopted here is that they produce results on various functionals by making proper choices of a single term in a parent differential equation with appropriate boundary condition. We are at present studying these functionals for Brownian particle with inertia. If we assume initial velocity to be zero the problem is easily tractable. However, if we consider a Gibbsian distribution of the initial velocity the problem is really challenging and the work is under progress along this line [45].

Also, this study is helpful in analyzing the effect of periodic forcing in DNA unzipping [26] or the study on the effect of terahertz field on DNA breathing dynamics [27, 28]. In the context of integrate-fire model with sinusoidal modulation of neuron dynamics, the membrane voltage, $V(t)$, is the stochastic variable under sinusoidal stimulus. In this context, $P(t_f|V_0)$ and $C(V_0, t)$ will provide important information about the timing of firing of neuron after reaching the threshold voltage V_{th} with an initial value V_0 [46]

Acknowledgments

MB acknowledge the financial support of IIT Bhubaneswar through seed money project SP0045. AMJ thanks DST, India for award of J C Bose national fellowship.

-
- [1] D. Marks, J. Kimball, D. Tingey, and T. Link, *Hydrol. Process.* **12**, 1569 (1998).
- [2] A. Hamlet, and D. Lettenmaier, *J. Am. Water Resour. Assoc.* **35**, 1597 (1999).
- [3] M. Pascual, M. Bouma, A. Dobson, *Microbes Infect.* **4**, 237 (2002).
- [4] J. Patz, D. Campbell-Lendrum, T. Holloway, J. Foley, *Nature* **438**, 310 (2005).
- [5] C. Barranguet, J. Kromkamp, J. Peene, *Mar. Ecol. Prog. Ser.* **173**, 117 (1998).
- [6] M. Bertness, G. Leonard, *Ecology* **78**, 1976 (1997).
- [7] H. Charles, J.S. Dukes, *Ecol. Appl.* **19**, 1758 (2009).
- [8] A.R. Bulsara, S.B. Lowen, C.D. Rees, *Phys. Rev. E* **49**, 4989 (1994)
- [9] A. R. Bulsara, T. C. Elston, C. R. Doering, S. B. Lowen, and K. Lindenberg, *Phys. Rev. E* **53**, 3958 (1996)
- [10] H. E. Plesser, and S. Tanaka, *Physics Letters A*, **225**, 228 (1997); J.R.R. Duarte, M.V.D. Vermelho, and M.L. Lyra, *Physica A*, **387**, 1446 (2008)
- [11] S. Chandrasekhar, *Rev. Mod. Phys.* **15**, 1 (1943)
- [12] H. Risken, *The Fokker-Planck Equation: Methods of Solutions and Applications*, 2nd ed. (Springer-Verlag, Berlin, 1989).
- [13] C. W. Gardiner, *Handbook of Stochastic Methods: For Physics, Chemistry and the Natural Sciences*, 2nd ed. (Springer-Verlag, Berlin, 1985).
- [14] A. Siegert, *Phys. Rev.* **81**, 617 (1951); G. L. Gerstein and B. Mandelbrot, *Biophys. J.* **4**, 41 (1964).
- [15] M. Bandyopadhyay, S. Gupta, and D. Segal, *Phys. Rev. E* **83**, 031905 (2011)
- [16] A. M. Jayannavar, *Chem. Phys. Lett.* **199**, 149 (1992).
- [17] G. V. Raviprasad, and A. M. Jayannavar, *Chem. Phys. Lett.* **220**, 353 (1994).
- [18] N. Kumar, and A. M. Jayannavar, *Phys. Rev. Lett. B* **25**, 4291 (1982).
- [19] G. Oster and Y. Nishijima, *J. Am. Chem. Soc.* **78**, 1581 (1956).
- [20] D. Dan, and A. M. Jayannavar, *Physica A: Statistical Mechanics and its Applications*, **345**, 404 (2005)
- [21] D. Dan, M. C. Mahato, and A. M. Jayannavar, *Phys. Rev. E* **60**, 6421 (1999)
- [22] S. Saikia, A. M. Jayannavar, and M. C. Mahato *Phys. Rev. E* **83**, 061121 (2011);
- [23] M. C. Mahato, T. P. Pareek and A. M. Jayannavar, *Int. J. Mod. Phys. B*, **10**, 28(1996)
- [24] E. Urdapilleta, *Phys. Rev. E* **83**, 021102 (2011)
- [25] J. Benda, L. Maler, and A. Longtin, *J. Neurophysiol.* **104**, 2806 (2010); B. Lindner and A. Longtin, *J. Theor. Biol.* **232**, 505 (2005).
- [26] Sanjay Kumar and Garima Mishra, *Phys. Rev. Lett.* **110**, 258102 (2013); Sanjay Kumar, Ravinder Kumar, and Wolfhard Janke *Phys. Rev. E* **93**, 010402(R) (2016).
- [27] B.S. Alexandrov, V. Gelev, A.R. Bishop, A. Usheva, K.. Rasmussen, *Phys. Lett. A* **374**, 1214 (2010)

- [28] E. S. Swanson Phys. Rev. E **83**, 040901(R) (2011).
- [29] A. Molini, P. Talkner, G.G. Katul, and A. Porporato, Physica A **390**, 1841 (2011)
- [30] S. N. Majumdar, Curr. Sci. **89**, 2076 (2005).
- [31] J. Randon-Furling and S. N. Majumdar, J. Stat. Mech.: Theory Exp. (2007) P10008.
- [32] M. Kac, Trans. Am. Math. Soc. **65**, 1 (1949).
- [33] S. N. Majumdar and M. J. Kearney, Phys. Rev. E **76**, 031130 (2007).
- [34] P. L. Krapivsky, S. N. Majumdar, and A. Rosso, J. Phys. A **43**, 315001 (2010).
- [35] A. Hanke, and R. Metzler, J. Phys. A **36**, L473 (2003).
- [36] A. Bar, Y. Kafri, and D. Mukamel, Phys. Rev. Lett. **98**, 038103 (2007).
- [37] A. Bar, Y. Kafri, and D. Mukamel, J. Phys. Condens. Matter **21**, 034110 (2009).
- [38] N. G. van Kampen, *Stochastic Processes in Physics and Chemistry* (North-Holland, Amsterdam, 2007).
- [39] O. Krichevsky and G. Bonnet, Rep. Prog. Phys. **65**, 251 (2002).
- [40] G. Altan-Bonnet, A. Libchaber, and O. Krichevsky, Phys. Rev. Lett. **90**, 138101 (2003).
- [41] T. Barnett, R. Malone, W. Pennell, D. Stammer, B. Semtner, W. Washington, Clim. Change **62**, 1 (2004).
- [42] T.P. Barnett, J.C. Adam, D.P. Lettenmaier, Nature **438**, 303 (2005)
- [43] D. De Walle, A. Rango, *Principles of Snow Hydrology*, Cambridge University Press, Cambridge, UK, 2008.
- [44] R.L. Bras, *Hydrology: An Introduction to Hydrological Science*, Addison-Wesley, Reading, MA, 1990
- [45] A. Dubey, M. Bandyopadhyay, and A. M. Jayannavar (in preparation).
- [46] A. Dubey, M. Bandyopadhyay, and A. M. Jayannavar (in preparation).