

Multiband nodeless superconductivity near the charge-density-wave quantum critical point in $\text{ZrTe}_{3-x}\text{Se}_x$

Shan Cui,¹ Lan-Po He,¹ Xiao-Chen Hong,¹ Xiang-De Zhu,^{2,4} Cedomir Petrovic,⁴ and Shi-Yan Li^{1,3,*}

¹ State Key Laboratory of Surface Physics, Department of Physics,
and Laboratory of Advanced Materials, Fudan University, Shanghai 200433, China

² High Magnetic Field Laboratory, Chinese Academy of Sciences and
University of Science and Technology of China, Hefei 230031, China

³ Collaborative Innovation Center of Advanced Microstructures, Fudan University, Shanghai 200433, China

⁴ Condensed Matter Physics and Materials Science Department,
Brookhaven National Laboratory, Upton, New York 11973, USA

(Dated: October 8, 2018)

Recently it was found that selenium doping can suppress the charge-density-wave (CDW) order and induce bulk superconductivity in ZrTe_3 . The observed superconducting dome suggests the existence of a CDW quantum critical point (QCP) in $\text{ZrTe}_{3-x}\text{Se}_x$ near $x \approx 0.04$. To elucidate its superconducting state near the CDW QCP, we measure the thermal conductivity of two $\text{ZrTe}_{3-x}\text{Se}_x$ single crystals ($x = 0.044$ and 0.051) down to 80 mK. For both samples, the residual linear term κ_0/T at zero field is negligible, which is a clear evidence for nodeless superconducting gap. Furthermore, the field dependence of κ_0/T manifests multigap behavior. These results demonstrate multiple nodeless superconducting gaps in $\text{ZrTe}_{3-x}\text{Se}_x$, which indicates conventional superconductivity despite of the existence of a CDW QCP.

PACS numbers: 74.25.fc, 74.40.Kb, 74.25.Jb, 74.25.Op

I. INTRODUCTION

Charge-density-wave (CDW) order usually exists in some low-dimensional materials, especially those transition-metal chalcogenides.¹⁻⁴ When the CDW order is suppressed by doping or pressure, a list of them can be tuned to superconductors.⁵⁻⁸ In the temperature-doping (T - x) or temperature-pressure (T - p) phase diagram, sometimes a superconducting dome is observed on top of a CDW quantum critical point (QCP).⁵⁻⁸ The reminiscent of this kind of phase diagram to the heavy-fermion and high- T_c cuprate superconductors raises the possibility of unconventional superconductivity caused by CDW fluctuations.⁵⁻⁹

ZrTe_3 is such a compound in which CDW order and superconductivity compete and coexist.¹⁰ It belongs to a family of trichalcogenides MX_3 ($M = \text{Ti, Zr, Hf, U, Th}$, and $X = \text{S, Se, Te}$). The structure consists of infinite X-X chains formed by stacking MX_3 prisms.¹¹ The polyhedra are arranged in double sheets and stacked along monoclinic c -axis by van der Waals forces.¹¹ Pristine ZrTe_3 itself harbors filamentary superconductivity with $T_c \sim 2$ K.¹⁰ The CDW vector $\vec{q} \approx (1/14; 0; 1/3)$ is developed in ZrTe_3 below $T_{CDW} \sim 63$ K.¹² Like other CDW materials, pressure and doping can melt the CDW order and stabilize its superconductivity to bulk.¹³⁻¹⁶ Recently, isovalent substitution of Se for Te is also found to cause a superconducting dome in $\text{ZrTe}_{3-x}\text{Se}_x$ system, with maximum $T_c = 4.4$ K at the optimal doping $x = 0.04$.¹⁷ It was suggested that this superconductivity may be mediated by quantum critical charge fluctuations.¹⁷ To clarifying the underlying pairing mechanism, it is important to know the superconducting gap symmetry and structure.

Ultra-low-temperature heat transport is an estab-

lished bulk technique to probe the superconducting gap structure¹⁸. The existence of a finite residual linear term κ_0/T in zero magnetic field is an evidence for gap nodes¹⁸. The field dependence of κ_0/T may further give support for a nodal superconducting state, and provide information on the gap anisotropy, or multiple gaps¹⁸.

In this paper, we measure the ultra-low-temperature thermal conductivity of $\text{ZrTe}_{3-x}\text{Se}_x$ single crystals near optimal doping, to investigate whether its superconducting state is unconventional. The negligible κ_0/T in zero field and the rapid field dependence of $\kappa_0(H)/T$ in low field strongly suggest multiple nodeless superconducting gaps in $\text{ZrTe}_{3-x}\text{Se}_x$. In this sense, the superconductivity in $\text{ZrTe}_{3-x}\text{Se}_x$ is likely conventional.

II. EXPERIMENT

The $\text{ZrTe}_{3-x}\text{Se}_x$ single crystals were grown by iodine vapor transport method.^{13,17} Two single crystals from different batches, both with nominal composition $x = 0.04$, were used for this study. Their exact compositions were determined by wavelength-dispersive spectroscopy (WDS), utilizing an electron probe microanalyzer (Shimadzu EPMA-1720). The dc magnetization was measured at $H = 20$ Oe, with zero-field cooling, using a SQUID (MPMS, Quantum Design). The samples were cleaved and cut to rectangular bars, with typical dimensions of $2.12 \times 1.01 \times 0.030$ mm³. The largest surface is ab -plane. Contacts were made directly on the sample surfaces with silver paint, which were used for both resistivity and thermal conductivity measurements. The contacts are metallic with typical resistance 200 m Ω at 2 K. In-plane thermal conductivity was measured in a dilu-

tion refrigerator, using a standard four-wire steady-state method with two RuO_2 chip thermometers, calibrated *in situ* against a reference RuO_2 thermometer. Magnetic fields were applied along the c axis and perpendicular to the heat current. To ensure a homogeneous field distribution in the sample, all fields were applied at temperature above T_c .

III. RESULTS AND DISCUSSION

According to the WDS results, the actual Se content of the two $\text{ZrTe}_{3-x}\text{Se}_x$ single crystals is $x = 0.044$ and 0.051 , respectively. Below we will use the actual x . Figure 1(a) presents the normalized dc magnetization of $\text{ZrTe}_{2.956}\text{Se}_{0.044}$ and $\text{ZrTe}_{2.949}\text{Se}_{0.051}$ single crystals. The T_c defined by the onset of diamagnetic transition is 4.0 K for both samples. The significant diamagnetic response confirms that the superconductivity is stabilized to bulk from the filament superconductivity in pristine ZrTe_3 , which is consistent with previous report.¹⁷ This bulk superconductivity will be further supported by our thermal conductivity data in this study.

Figure 1(b) shows the in-plane resistivity $\rho(T)$ of $\text{ZrTe}_{2.956}\text{Se}_{0.044}$ and $\text{ZrTe}_{2.949}\text{Se}_{0.051}$ single crystals. No anomaly was observed in the normal state, suggesting the complete suppression of CDW state in them.¹⁷ Fitting the normal-state resistivity data below 60 K to $\rho(T) = \rho_0 + AT^n$ gives residual resistivity $\rho_0 = 2.82$ and $21.5 \mu\Omega \text{ cm}$ for $x = 0.044$ and 0.051 samples, respectively. The resistive superconducting transition at low temperature is plotted in Fig. 1(c). The T_c defined by $\rho = 0$ is 4.06 and 3.87 K for $x = 0.044$ and 0.051 samples, respectively. Both of them are near the optimal doping in the phase diagram of $\text{ZrTe}_{3-x}\text{Se}_x$, and the $x = 0.051$ sample is slightly overdoped.¹⁷

To determine their upper critical field H_{c2} , the low-temperature resistivity of these two samples under magnetic fields was also measured. Figure 2(a) and 2(b) show the low temperature $\rho(T)$ curve of $\text{ZrTe}_{2.956}\text{Se}_{0.044}$ and $\text{ZrTe}_{2.949}\text{Se}_{0.051}$ single crystals under various fields. With increasing field, the superconducting transition is gradually suppressed to lower temperature, and the magnetoresistance in the normal state is very weak. The $H_{c2}(T)$, defined by $\rho = 0$ in (a) and (b), is plotted in Fig. 2(c) for both $x = 0.044$ and 0.051 samples. From Fig. 2(c), we roughly estimate $H_{c2}(0) \approx 1.40$ and 0.85 T for them, respectively.

The temperature dependence of in-plane thermal conductivity for $\text{ZrTe}_{2.949}\text{Se}_{0.044}$ and $\text{ZrTe}_{2.956}\text{Se}_{0.051}$ single crystals in zero and applied magnetic fields is shown in Fig. 3, plotted as κ/T vs T . The thermal conductivity at very low temperature can usually be fitted to $\kappa/T = a + bT^{\alpha-1}$.^{19,20} The two terms aT and bT^{α} represent contributions from electrons and phonons, respectively. The power α is typically between 2 and 3, due to specular reflections of phonons at the boundary.^{19,20} One can see that all the curves in Fig. 3 are roughly linear, there-

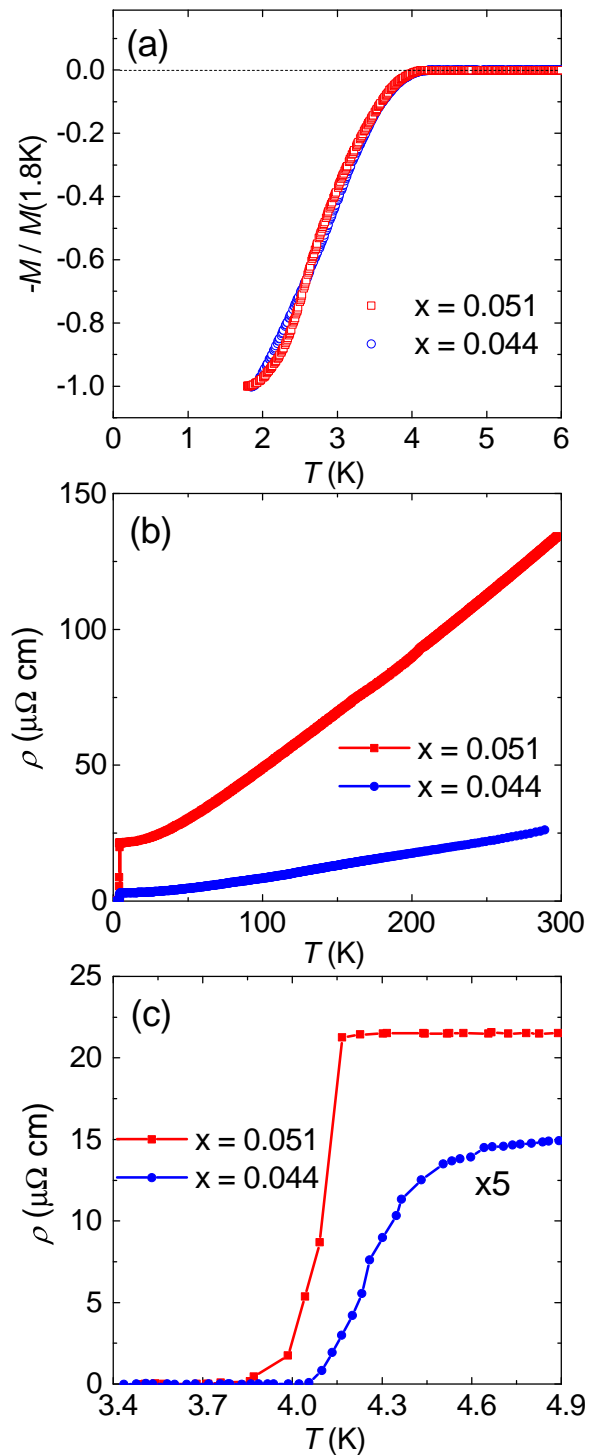


FIG. 1. (Color online) (a) The normalized dc magnetization of $\text{ZrTe}_{2.956}\text{Se}_{0.044}$ and $\text{ZrTe}_{2.949}\text{Se}_{0.051}$ single crystals, measured in $H = 20$ Oe with zero-field-cooled (ZFC) process. (b) The in-plane resistivity of $\text{ZrTe}_{2.956}\text{Se}_{0.044}$ and $\text{ZrTe}_{2.949}\text{Se}_{0.051}$ single crystals. No anomaly was observed in the normal state, suggesting the complete suppression of CDW state. (c) The resistive superconducting transition at low temperature. For clarity, the resistivity value of the $x = 0.044$ sample is magnified by five times. The T_c defined by $\rho = 0$ is 4.06 and 3.87 K for $x = 0.044$ and 0.051 samples, respectively.

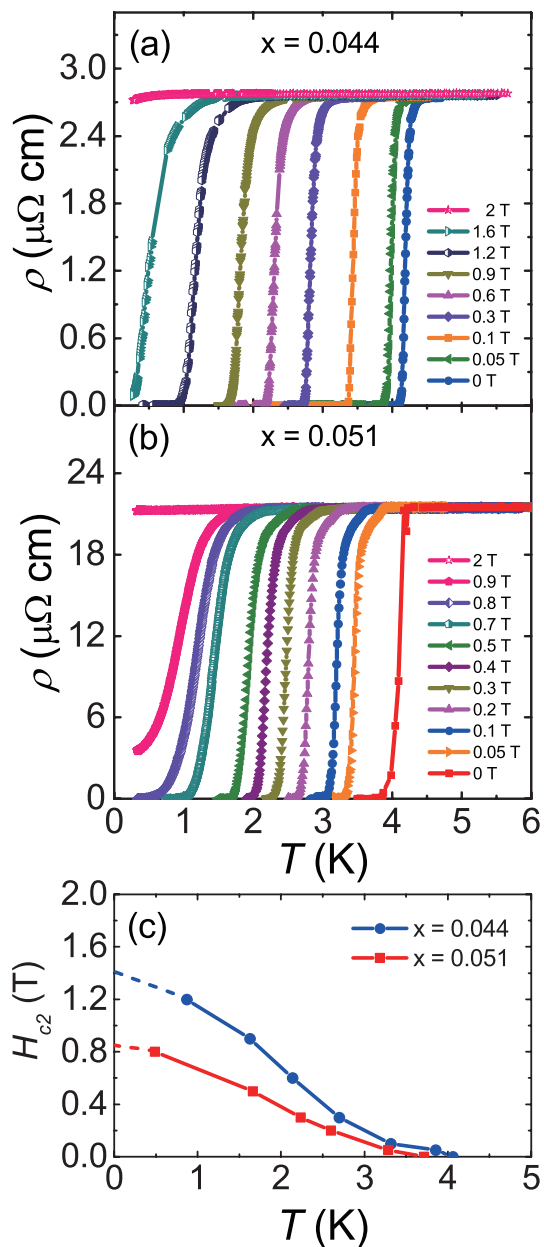


FIG. 2. (Color online) Low-temperature resistivity of (a) $\text{ZrTe}_{2.956}\text{Se}_{0.044}$ and (b) $\text{ZrTe}_{2.949}\text{Se}_{0.051}$ single crystals under various magnetic fields. (c) Temperature dependence of the upper critical field $H_{c2}(T)$, defined by $\rho = 0$ in (a) and (b). The dashed lines are guide to eye, which point to $H_{c2}(0) \approx 1.40$ and 0.85 T for $x = 0.044$ and 0.051 samples, respectively.

fore we fix α to 2. In zero field, the fittings give $\kappa_0/T = 0.008 \pm 0.008$ and 0.009 ± 0.002 $\text{mW K}^{-2} \text{cm}^{-1}$ for the $x = 0.044$ and 0.051 samples, respectively. Such a tiny κ_0/T in zero field is negligible for both samples. As $T \rightarrow 0$, since all electrons become Cooper pairs for s -wave nodeless superconductors, there are no fermionic quasiparticles to conduct heat. Therefore there is no residual linear term of κ_0/T , as seen in V_3Si ¹⁹. However, for unconventional superconductors with nodes in the super-

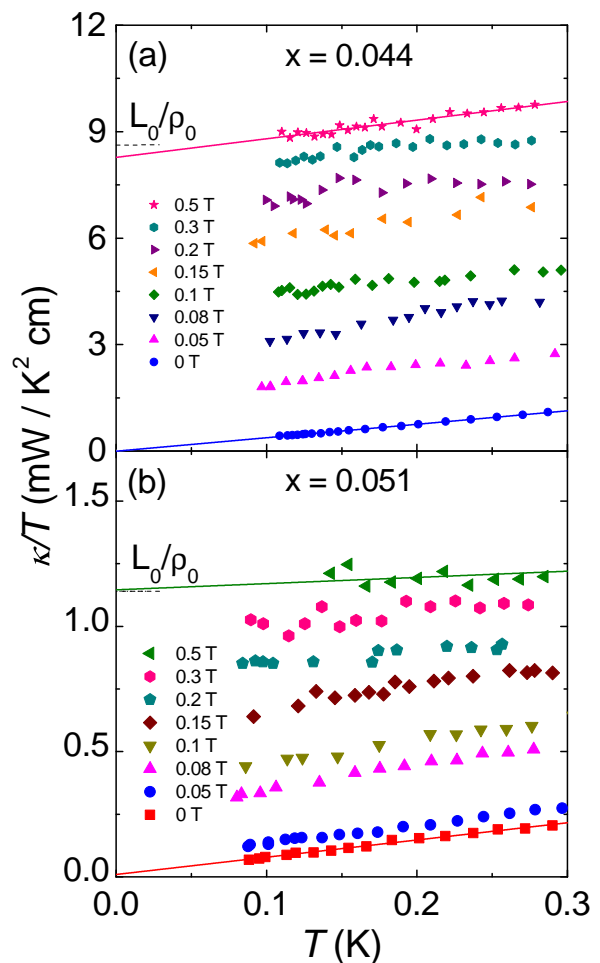


FIG. 3. (Color online) Low-temperature in-plane thermal conductivity of (a) $\text{ZrTe}_{2.956}\text{Se}_{0.044}$ and (b) $\text{ZrTe}_{2.949}\text{Se}_{0.051}$ single crystals in zero and magnetic fields. The lines are fits of the data to $\kappa/T = a + bT^{\alpha-1}$, with α fixed to 2. The dashed lines represent the normal-state Wiedemann-Franz law expectation L_0/ρ_0 for the $x = 0.044$ and 0.051 samples, respectively.

conducting gap, the nodal quasiparticles will contribute a finite κ_0/T in zero field.¹⁸ For example, $\kappa_0/T = 1.41$ $\text{mW K}^{-2} \text{cm}^{-1}$ for the overdoped cuprate $\text{Tl}_2\text{Ba}_2\text{CuO}_{6+\delta}$ (Tl-2201), a d -wave superconductor with $T_c = 15$ K.²³ For the p -wave superconductor Sr_2RuO_4 , $\kappa_0/T = 17$ $\text{mW K}^{-2} \text{cm}^{-1}$.²¹ Therefore, the negligible κ_0/T of the $x = 0.044$ and 0.051 samples suggest that the superconducting gap of $\text{ZrTe}_{3-x}\text{Se}_x$ is nodeless. Note that the negligible κ_0/T in zero field also supports the bulk superconductivity in our samples.

When applying field, κ/T gradually increases with increasing field, as seen in Fig. 3. In $H = 0.5$ T, the fittings give $\kappa_0/T = 8.27 \pm 0.08$ and 1.14 ± 0.03 $\text{mW K}^{-2} \text{cm}^{-1}$ for the $x = 0.044$ and 0.051 samples, respectively. These values roughly meet their Wiedemann-Franz law expectations L_0/ρ_0 (L_0 is the Lorenz number 2.45×10^{-8} $\text{W } \Omega \text{ K}^{-2}$ and ρ_0 is the sample's residual resistivity). The verification of the Wiedemann-Franz law in the normal

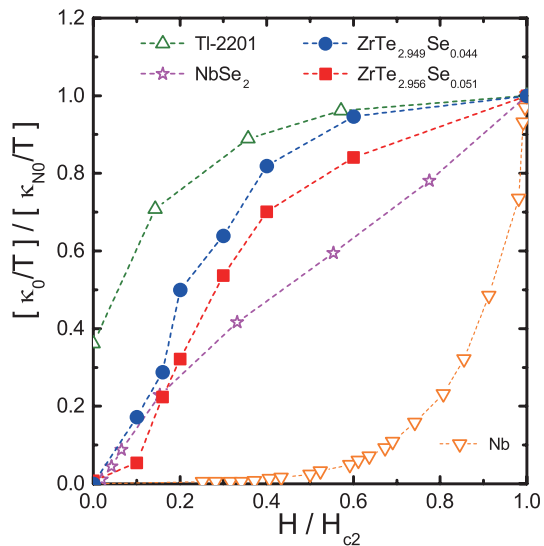


FIG. 4. (Color online) Normalized residual linear term κ_0/T of $\text{ZrTe}_{2.956}\text{Se}_{0.044}$ and $\text{ZrTe}_{2.949}\text{Se}_{0.051}$ single crystals as a function of H/H_{c2} . Similar data of the clean s -wave superconductor Nb,²² an overdoped d -wave cuprate superconductor TI-2201,²³ and the multiband s -wave superconductor NbSe_2 ²⁴ are also plotted for comparison.

state shows the reliability of our thermal conductivity measurements. The bulk $H_{c2}(0) \approx 0.5$ T is taken for both samples, which is lower than those determined from resistivity measurements.

To gain more information of the gap structure in $\text{ZrTe}_{2.956}\text{Se}_{0.044}$ and $\text{ZrTe}_{2.949}\text{Se}_{0.051}$, we check the field dependence of their κ_0/T . The normalized κ_0/T as a function of H/H_{c2} is plotted in Fig. 4. For comparison, the data of the clean s -wave superconductor Nb,²² the multiband s -wave superconductor NbSe_2 ,²⁴ and an overdoped sample of the d -wave superconductor TI-2201 are also plotted.²³ The slow field dependence of κ_0/T at low field for Nb manifests its single isotropic superconducting gap. From Fig. 4, the curves of $x = 0.044$ and 0.051 samples are similar to that of NbSe_2 , a multiband s -wave superconductor with the gap ratio $\Delta_l/\Delta_s \approx 3$.²⁴ This suggests that $\text{ZrTe}_{3-x}\text{Se}_x$ also has multiple nodeless superconducting gaps. Previously, *ab initio* calculation of the band structure for ZrTe_3 at ambient pressure gives a central rounded 2D Fermi surface sheet and two flatter q1D sheets.⁸ Therefore, the observation of multiple

nodeless superconducting gaps in $\text{ZrTe}_{3-x}\text{Se}_x$ system is not surprising.

Theoretically, it has been shown that unconventional superconductivity with d_{xy} symmetry can appear in close proximity to a charge-ordered phase, and the superconductivity is mediated by charge fluctuations.^{25,26} Since the d_{xy} -wave gap has line nodes, our results clear rule out this kind of unconventional superconductivity in $\text{ZrTe}_{3-x}\text{Se}_x$. In this context, the superconductivity in $\text{ZrTe}_{3-x}\text{Se}_x$ is likely conventional. Similar situation happens in Cu_xTiSe_2 system. Thermal conductivity measurements suggested conventional s -wave superconductivity with single isotropic gap in $\text{Cu}_{0.06}\text{TiSe}_2$, near where the CDW order vanishes.²⁷ So far, the evidence for unconventional superconductivity induced by CDW fluctuations in real materials is still lack. The experiments on more systems with superconductivity near a CDW QCP are needed.

IV. CONCLUSION

In summary, we have measured the ultra-low-temperature thermal conductivity of $\text{ZrTe}_{2.956}\text{Se}_{0.044}$ and $\text{ZrTe}_{2.949}\text{Se}_{0.051}$ single crystals, which are near the optimal doping in the phase diagram of $\text{ZrTe}_{3-x}\text{Se}_x$ system. The absence of κ_0/T in zero field for both compounds gives strong evidence for nodeless superconducting gap. The field dependence of $\kappa_0(H)/T$ further suggests multiple nodeless gaps in $\text{ZrTe}_{3-x}\text{Se}_x$. Unconventional superconductivity with line nodes is excluded in this trichalcogenide system although there is a CDW QCP. It is likely that the superconductivity in $\text{ZrTe}_{3-x}\text{Se}_x$ is still conventional.

ACKNOWLEDGEMENTS

This work is supported by the Ministry of Science and Technology of China (National Basic Research Program No. 2012CB821402 and No. 2015CB921401), the Natural Science Foundation of China (No. 91421101, No. 11422429, and No. 11204312), the Program for Professor of Special Appointment (Eastern Scholar) at Shanghai Institutions of Higher Learning, and STCSM of China (No. 15XD1500200).

* E-mail: shiyan_li@fudan.edu.cn

¹ Wilson J A, Di Salvo F J and Mahajan S 1975 Adv. Phys. **24** 117.

² Kim S -J, Park S -J, Jeon I C, Kim C H, Pyun C H and Yee K A 1997 J. Phys. Chem. Solids **58** 659.

³ Di Salvo F J, Moncton D E and Waszczak J V 1976 Phys. Rev. B **14** 4321.

⁴ Boswell F and Bennett J C 1996 Mater. Res. Bull. **31** 1083.

⁵ Morosan E, Zandbergen H W, Dennis B S, Bos J W G, Onose Y, Klimczuk T, Ramirez A P, Ong N P and Cava R J 2006 Nat. Phys. **2** 544.

⁶ Kusmartseva A F, Sipos B, Berger H, Forro L and Tutis E 2009 Phys. Rev. Lett. **103** 236401.

⁷ Sipos B, Kusmartseva A F, Akrap A, Berger H, Forro L and Tutis E 2008 Nat. Mater. **7** 960.

- ⁸ Hoesch M, Garbarino G, Battaglia C, Aebi P and Berger H 2016 *Phys. Rev. B* **93** 125102.
- ⁹ Norman M R 2011 *Science* **332** 196.
- ¹⁰ Yamaya K, Takayanagi S and Tanda S 2012 *Phys. Rev. B* **85** 184513.
- ¹¹ Furuseth S, Brattas L and Kjekshus A 1975 *Acta Chem. Scand. A* **29** 623.
- ¹² Eaglesham D J, Steeds J W and Wilson J A 1984 *J. Phys. C: Solid State Phys.* **17** L697.
- ¹³ Zhu X D, Lei H C and Petrovic C 2011 *Phys. Rev. Lett.* **106** 246404.
- ¹⁴ Lei H C, Zhu X D and Petrovic C 2011 *EPL* **95** 17011.
- ¹⁵ Yamaya K, Yoneda M, Yasuzuka S, Okajima Y and Tanda S 2002 *J. Phys. Condens. Matter* **14** 10767.
- ¹⁶ Zhu X Y, Lv B, Wei F Y, Xue Y Y, Lorenz B, Deng L Z, Sun Y Y and Chu C -W 2013 *Phys. Rev. B* **87** 024508.
- ¹⁷ Zhu X D, Ning W, Li L J, Ling L S, Zhang R R, Wang K F, Liu Y, Pi L, Ma Y C, Du H F, Tian M L, Sun Y P, Petrovic C and Zhang Y H 2016 *Sci. Rep.* **6** 26974.
- ¹⁸ Shakeripour H, Petrovic C and Taillefer L 2009 *New J. Phys.* **11** 055065.
- ¹⁹ Sutherland M, Hawthorn D G, Hill R W, Ronning F, Wakimoto S, Zhang H, Proust C, Boaknin E, Lupien C and Taillefer L 2003 *Phys. Rev. B* **67** 174520.
- ²⁰ Li S Y, Bonnemaision J -B, Payeur A, Fournier P, Wang C H, Chen X H and Taillefer L 2008 *Phys. Rev. B* **77** 134501.
- ²¹ Suzuki M, Tanatar M A, Kikugawa N, Mao Z Q, Maeno Y and Ishiguro T 2002 *Phys. Rev. Lett.* **88** 227004.
- ²² Lowell J and Sousa J B 1970 *J. Low. Temp. Phys.* **3** 65.
- ²³ Proust C, Boaknin E, Hill R W, Taillefer L and Mackenzie A P 2002 *Phys. Rev. Lett.* **89** 147003.
- ²⁴ Boaknin E, Tanatar M A, Paglione J, Hawthorn D, Ronning F, Hill R W, Sutherland M, Taillefer L, Sonier J, Hayden S M and Brill J W 2003 *Phys. Rev. Lett.* **90** 117003.
- ²⁵ Scalapino D J, Loh E and Hirsch J E 1987 *Phys. Rev. B* **35** 6694.
- ²⁶ Merino J and McKenzie R H 2001 *Phys. Rev. Lett.* **87** 237002.
- ²⁷ Li S Y, Wu G, Chen X H and Taillefer L 2007 *Phys. Rev. Lett.* **99** 107001.