

Symplectic fourth-order maps for the collisional N -body problem

Walter Dehnen¹* and David M. Hernandez²*

¹*Department of Physics & Astronomy, University of Leicester, Leicester, LE1 7RH, UK*

²*Department of Physics and Kavli Institute for Astrophysics and Space Research, Massachusetts Institute of Technology, 77 Massachusetts Ave., Cambridge, Massachusetts 02139, USA*

Accepted . Received ;

ABSTRACT

We study analytically and experimentally certain symplectic and time-reversible N -body integrators which employ a Kepler solver for each pair-wise interaction, including the method of [Hernandez & Bertschinger](#). Owing to the Kepler solver, these methods treat close two-body interactions correctly, while close three-body encounters contribute to the truncation error at second order and above. The second-order errors can be corrected to obtain a fourth-order scheme with little computational overhead. We generalise this map to an integrator which employs a Kepler solver only for selected interactions and yet retains fourth-order accuracy without backward steps. In this case, however, two-body encounters not treated via a Kepler solver contribute to the truncation error.

Key words: gravitation - methods: analytical - methods: numerical - celestial mechanics - globular clusters: general - planets and satellites: dynamical evolution and stability

1 INTRODUCTION

The gravitational N -body problem has been studied ever since Newton first wrote down his universal gravitational law of attraction. The N -body problem appears often in dynamical astronomy, for example planetary systems, stellar associations, star clusters, galaxies, dark matter haloes, and even the universe as a whole can be modelled to good approximation as N -body problems ([Heggie & Hut 2003](#)), although other, typically less accurate, alternative models are possible in some cases. No analytic solutions to the N -body problem exist for $N > 2$, except for few cases without practical relevance, such as the five families of solutions found by [Euler \(1767\)](#) and [Lagrange \(1772\)](#), and numerical integration is required instead.

If the N -body method is used to model a collision-less system (where two-body encounters are dynamically unimportant), encounters between the simulation particles introduce relaxation into the model not present in the actual system. These artificial effects can be reduced (but not eliminated) by softening the gravitational inter-particle forces at small distances ([Dehnen & Read 2011](#)), which in turn significantly simplifies the N -body dynamics and allows the use of comparatively simple integration techniques, such as the leapfrog integrator ([Størmer 1907](#); [Verlet 1967](#))¹.

Here, we are instead concerned with the collisional N -body problem, which emerges for example when modelling the planetary systems including our own, planetesimals in a circum-stellar disc, or a globular cluster. In this case, the accurate long-term time integration of the unsoftened gravitational forces poses a formidable

problem. Here ‘long term’ means several Lyapunov times or when a conventional integrator becomes unreliable due to accumulation of truncation errors, whichever is shorter. A major problem arises from the dynamical stiffness of these systems in the sense that the relevant time scales differ by orders of magnitude: already a simple elliptic or hyperbolic orbit poses problems for numerical integration owing to the large variation of angular speed, i.e. of the local orbital time scale.

Since the N -body problem comprises a Hamiltonian system, symplectic, or more broadly geometric, numerical time integration² ([Hairer, Lubich & Wanner 2006](#)) provides a useful framework for the N -body problem. Unfortunately, symplectic integration has not been widely implemented for the study of the collisional N -body problem. Switching methods, which change between different symplectic integrators, have been proposed for the study of single-star planetary systems ([Chambers 1999](#); [Kvaerno & Leimkuhler 2000](#); [Duncan, Levison & Lee 1998](#)). Unfortunately, tests indicate these methods may break time-reversibility and symplecticity ([Hernandez 2016](#)). Another possibility to deal with the varying time-scales is to transform to another time variable (Sundman transform, see [Leimkuhler & Reich 2004](#)) and apply a symplectic method in the resulting extended system ([Preto & Tremaine 1999](#); [Mikkola & Tanikawa 1999](#)), but such methods cannot be efficient for $N \gg 2$.

An alternative to exactly symplectic integrators are time-reversible geometric integration methods, which share many de-

* wd11@le.ac.uk, dmhernan@mit.edu

¹ The leapfrog integrator has been independently discovered several times, and was implicitly used by ([Newton 1687](#), figure for theorem I in book I) as later discovered by Verlet himself ([Hairer, Lubich & Wanner 2006](#)).

² A symplectic integrator advances the system by a canonical map which is close to that of the actual Hamiltonian. As a consequence, the geometric structure of phase space and the Poincaré invariants are exactly preserved. Many symplectic integrators also exactly conserve all first integrals, except for the Hamiltonian, which tends to have bounded error.

sirable properties with symplectic integrators (Hairer et al. 2006). When modelling globular clusters, a common such integration method is the implicit fourth-order Hermite integrator (Makino 1991), which requires an iterative solution, but in practice often only one iteration is used, violating exact time symmetry. Even when iterating to convergence, the efficient adaptation of individual discrete step sizes cannot be reconciled with exact time symmetry (Dehnen 2016, in preparation). Kokubo, Yoshinaga & Makino (1998) argue that this is tolerable if only few step-size changes occur, such as in planetary systems with only near-circular orbits. Hut, Makino & McMillan (1995) proposed a symmetrisation procedure for any integrator and Makino et al. (2006) extended this procedure to adaptation of individual particle step sizes. However, the resulting method involves the solution of a large implicit system of equations requiring an excessive amount of computational effort and has not been used in practice.

Because of these complications, contemporary methods for the integration of planetary systems employ a fixed global time step. A recent progress was the introduction of a symplectic and time-reversible map which treats close two-body encounters exactly (Hernandez & Bertschinger 2015) and is efficient for planetary-system integration (Hernandez 2016). In this present study, we show that the integrator of Hernandez & Bertschinger is still only second-order accurate, but can be made fourth-order accurate with relatively little additional computational effort. We also discuss the option to treat only selected pair-wise interactions exactly (to improve efficiency) and yet keep the overall integration accuracy at fourth order.

This paper is organised as follows. Section 2 reviews background concepts on symplectic integration and re-analyses the popular leapfrog (Størmer-Verlet) integrator, Section 3 discusses the integrator of Hernandez & Bertschinger, introduces its fourth-order extension, and presents some numerical tests. Integrators which use a Kepler solver selectively are considered in Section 4, including our novel fourth-order hybrid integrator. The appendices provide some detailed calculations and discuss implementation details.

2 SYMPLECTIC MAPS FROM OPERATOR SPLITTING

The time-evolution for systems with Hamiltonian function H is a continuous canonical transformation governed by

$$\frac{dw}{dt} = \hat{H}w \equiv \{w, H\} \quad (1)$$

with $\{, \}$ the Poisson bracket and $w \equiv \{x_i, p_i\}$ the set of all coordinates and momenta. This equation defines the operator \hat{H} , also known as *Lie operator* of the function H (Dragt & Finn 1976), and has formal solution

$$w(t+h) = e^{h\hat{H}}w(t) \quad (2)$$

If no exact solution to (1) exists, the time-evolution operator $e^{h\hat{H}}$ has no finite expression, and instead a numerical solution is required. A symplectic integrator is such a numerical method that preserves the symplecticity (canonical nature) of the map $e^{h\hat{H}}$. If one can split $H = A + B$ such that equation (1) with H replaced by A or B can be solved exactly, then a symplectic integrator can be constructed as composition of the maps $e^{h\hat{A}}$ and $e^{h\hat{B}}$. The simplest such method is the symplectic Euler method

$$e^{h\hat{H}} \rightarrow e^{h\hat{A}}e^{h\hat{B}}. \quad (3)$$

Thus, this method applies the time evolution due to B followed by that due to A . The error made by the symplectic Euler method can

be expressed by the Campbell (1896, 1897)-Baker (1902, 1905)-Hausdorff (1906) formula (Dynkin 1947)

$$\log(e^X e^Y) = X + Y + \frac{1}{2}[X, Y] + \frac{1}{12}([X, [X, Y]] + [Y, [Y, X]]) \dots \quad (4)$$

with $[X, Y] \equiv XY - YX$ the usual commutator. Using the Jacobi identity

$$\{\{A, B\}, C\} + \{\{B, C\}, A\} + \{\{C, A\}, B\} = 0, \quad (5)$$

it can be shown that the Lie operator of the Poisson bracket $\{A, B\}$ of two phase-space functions A and B is the commutator $[\hat{B}, \hat{A}]$ of their Lie operators

$$\widehat{\{B, A\}} = \{., \{B, A\}\} = [\hat{A}, \hat{B}] \quad (6)$$

which can be applied recursively: $\{\widehat{\{C, B\}}, A\} = [\hat{A}, [\hat{B}, \hat{C}]]$ etc. Together with the distributive property $\widehat{\hat{A} + \hat{B}} = \widehat{\hat{A}} + \widehat{\hat{B}}$ and the Campbell-Baker-Hausdorff formula (4) this implies that, under some conditions described below, the symplectic Euler method (3) actually evolves the system under the surrogate Hamiltonian $\tilde{H} = H + H_{\text{err}}(h)$ with

$$H_{\text{err}} = \frac{h}{2}\{B, A\} + \frac{h^2}{12}\{\{B, A\}, A\} + \frac{h^2}{12}\{\{A, B\}, B\} + \mathcal{O}(h^3), \quad (7)$$

i.e. makes an error $\mathcal{O}(h^2)$ in the coordinates per time step and $\mathcal{O}(h)$ in the energy. A better integrator is the leapfrog or Verlet method

$$e^{h\hat{H}} \rightarrow e^{\frac{h}{2}\hat{A}} e^{h\hat{B}} e^{\frac{h}{2}\hat{A}}. \quad (8)$$

Applying equation (7) twice, we find for the leapfrog

$$H_{\text{err}} = -\frac{h^2}{24}\{\{B, A\}, A\} + \frac{h^2}{12}\{\{A, B\}, B\} + \mathcal{O}(h^4). \quad (9)$$

In particular, no odd powers of h appear, which is true for any self-adjoint integrator³ for symmetry reasons.

\tilde{H} is a power series in h that can converge or diverge. In case of convergence, \tilde{H} is conserved and has properties of a Hamiltonian (Dragt & Finn 1976). We have never found evidence for divergence whenever we tested it, but addressing this issue further is beyond the scope of this paper. Instead, we generally assume \tilde{H} converges as is often done in the literature.

2.1 The Leapfrog N -body integrator

The traditional splitting of the N -body Hamiltonian is in kinetic and potential energies,

$$T = \sum_i \frac{p_i^2}{2m_i}, \quad V = \sum_{i,j < i} V_{ij} = \frac{1}{2} \sum_{i,j} V_{ij} \quad \text{with} \quad V_{ij} = -\frac{Gm_i m_j}{|\mathbf{x}_{ij}|}, \quad (10)$$

where $\mathbf{x}_{ij} \equiv \mathbf{x}_i - \mathbf{x}_j$ is the distance vector. The map $e^{h\hat{T}}$ obtains a simple drift at constant velocity and $e^{h\hat{V}}$ a kick, a change of velocity at fixed position. There are two possible forms of the leapfrog: the drift-kick-drift, also known as position-Verlet, and kick-drift-kick, known as velocity-Verlet,⁴

$$e^{h\hat{H}} \rightarrow \psi_h^{[\text{DK}]^2} \equiv e^{\frac{h}{2}\hat{T}} e^{h\hat{V}} e^{\frac{h}{2}\hat{T}}, \quad (11a)$$

$$e^{h\hat{H}} \rightarrow \psi_h^{[\text{KD}]^2} \equiv e^{\frac{h}{2}\hat{V}} e^{h\hat{T}} e^{\frac{h}{2}\hat{V}} \quad (11b)$$

³ If φ_h^{-1} is the inverse of a phase-space map φ_h , defined by the condition that the composite $\varphi_h \varphi_h^{-1}$ is the identity map, then $\varphi_h^\dagger \equiv \varphi_h^{-1}$ is called *adjoint* to φ_h . For self-adjoint maps $\varphi_h^\dagger = \varphi_h$, which implies $\varphi_{-h} = \varphi_h^{-1}$, i.e. these maps are also reversible or time symmetric.

⁴ Our nomenclature, $[\text{DK}]^2$ for the drift-kick-drift leapfrog describes its composition as symplectic Euler drift-kick (=DK) for $h/2$ followed by its adjoint for another $h/2$. We use this scheme to name all maps in this study.

with error Hamiltonians

$$H_{\text{err}}^{\text{DKK}} = -\frac{h^2}{24}\{\{V, T\}, T\} + \frac{h^2}{12}\{\{T, V\}, V\} + \mathcal{O}(h^4), \quad (12a)$$

$$H_{\text{err}}^{\text{KDK}} = \frac{h^2}{12}\{\{V, T\}, T\} - \frac{h^2}{24}\{\{T, V\}, V\} + \mathcal{O}(h^4). \quad (12b)$$

2.2 The error terms of the Leapfrog

Let us take a closer look at the $\mathcal{O}(h^2)$ error terms of the leapfrog integrator in equations (12). As the potential energy V is the sum of the contributions V_{ij} from each pair-wise interaction, so is the error term $\{\{V, T\}, T\}$ the sum over the terms

$$\{\{V_{ij}, T\}, T\} = \frac{Gm_i m_j}{r_{ij}^5} \left[v_{ij}^2 r_{ij}^2 - 3(\mathbf{v}_{ij} \cdot \mathbf{x}_{ij})^2 \right], \quad (13)$$

where $\mathbf{v}_{ij} \equiv \mathbf{v}_i - \mathbf{v}_j$ is the velocity difference, while $v_{ij} \equiv |\mathbf{v}_{ij}|$ and $r_{ij} \equiv |\mathbf{x}_{ij}|$. The terms (13) become large only in a close encounter between particles i and j . Assuming a parabolic encounter, we have $\frac{1}{2}v_{ij}^2 = G(m_i + m_j)/r_{ij}$ such that $\{\{V_{ij}, T\}, T\}$ has magnitude $\sim G^2 m_i m_j (m_i + m_j)/r_{ij}^4$.

The second contribution to the errors in equations (12) are sums over terms of the form $\{\{T, V_{ij}\}, V_{ik}\}$. These vanish if all four indices differ, and the only non-vanishing terms are of two types:

$$\{\{T, V_{ij}\}, V_{ij}\} = \frac{G^2 m_i m_j (m_i + m_j)}{r_{ij}^4} \quad \text{and} \quad (14a)$$

$$\{\{T, V_{ij}\}, V_{ik}\} = \frac{G^2 m_i m_j m_k}{r_{ij}^3 r_{ik}^3} \mathbf{x}_{ij} \cdot \mathbf{x}_{ik} \quad \text{with } j \neq k. \quad (14b)$$

The first of these becomes large only in close encounters between particles i and j , when it is of the same magnitude as the term $\{\{V_{ij}, T\}, T\}$ above. The second type of terms (equation 14b) becomes large only in a close three-body encounter between particles i , j , and k (close encounters of more than three particles only contribute to yet higher-order error terms, see Appendix B1). In order to distinguish these different terms, we define

$$\{\{T, V\}, V\}_2 \equiv \sum_{i < j} \{\{T, V_{ij}\}, V_{ij}\} \quad (15a)$$

and

$$\{\{T, V\}, V\}_3 \equiv 2 \sum_{i < j < k} \{\{T, V_{ij}\}, V_{ik}\} + \{\{T, V_{jk}\}, V_{ji}\} + \{\{T, V_{ki}\}, V_{kj}\}, \quad (15b)$$

such that $\{\{T, V\}, V\} = \{\{T, V\}, V\}_2 + \{\{T, V\}, V\}_3$ (see equations C2 and C4 for computationally more useful alternative expressions).

2.3 Higher order symplectic integrators

It is well known that in order to construct higher than second-order integrators by operator splitting, i.e. by alternating kicks and drifts with step sizes chosen such that the $\mathcal{O}(h^2)$ terms are eliminated from H_{err} , one must perform at least on backward kick and one backward drift (Sheng 1989; Suzuki 1991). Such methods have been proposed (e.g. Yoshida 1990) but are rarely used in astrophysics, because backward steps are problematic with frictional forces (such as tidal dissipation), but also because the coefficients of the errors terms tend to be quite large.

However, in order to obtain a fourth-order method not both of

the error terms in equations (12) need to be eliminated: the second of these

$$G \equiv \{\{T, V\}, V\} = \sum_k \frac{1}{m_k} \frac{\partial V}{\partial \mathbf{x}_k} \cdot \frac{\partial V}{\partial \mathbf{x}_k} \quad (16)$$

depends only on the positions and can be integrated (see also Appendix C1). In other words, the map e^{hG} is exactly soluble. This allows the construction of fourth-order symplectic integrators with only forward steps (Suzuki 1995; Chin 1997). The simplest such integrator is based on the relation

$$\log \left(e^{\frac{1}{6}X} e^{\frac{1}{2}Y} e^{\frac{2}{3}X} e^{\frac{1}{2}Y} e^{\frac{1}{6}X} \right) = X + Y + \frac{1}{72} [X, [X, Y]] + \dots, \quad (17)$$

which implies that the map

$$\psi_h^{\text{KDK}} \equiv e^{\frac{h}{6}\hat{V}} e^{\frac{h}{2}\hat{T}} e^{\frac{2h}{3}\hat{V}} e^{\frac{h}{2}\hat{T}} e^{\frac{h}{6}\hat{V}} \quad (18)$$

has error Hamiltonian

$$H_{\text{err}} = \frac{h^2}{72} \{\{T, V\}, V\} + \mathcal{O}(h^4). \quad (19)$$

Combining (18) with the map $e^{-\frac{h^3}{72}\hat{G}}$ obtains the fourth-order forward integrator (dubbed ‘4A’ by Chin 1997, see also Chin & Chen 2005)

$$e^{h\hat{H}} \rightarrow \psi_h^{\text{KDK}} e^{-\frac{h^3}{72}\hat{G}} \equiv e^{\frac{h}{6}\hat{V}} e^{\frac{h}{2}\hat{T}} e^{\frac{2h}{3}(\hat{V} - \frac{h^2}{48}\hat{G})} e^{\frac{h}{2}\hat{T}} e^{\frac{h}{6}\hat{V}}. \quad (20)$$

Here, the map $e^{-\frac{h^3}{72}\hat{G}}$, corresponding to a force-gradient kick, is applied in the middle, such that the integrator remains self-adjoint, but for the order of the method this does not matter as long as it is applied at any time during the step.

More general symplectic maps can be constructed by alternating application of drifts, kicks, and force-gradient kicks. By carefully arranging the sub-steps of these component maps, the coefficients of the $\mathcal{O}(h^4)$ contributions to H_{err} can be substantially reduced compared to the map (20) (Omelyan, Mryglod & Folk 2002, 2003). However, in order to obtain a sixth-order integrator, i.e. to have vanishing coefficients for all the $\mathcal{O}(h^4)$ contributions to H_{err} , backward steps are required, unless the error term $\{\{\{V, T\}, T\}, V\}$ can be integrated (Chin 2005), which is generally impossible.

3 SYMPLECTIC MAPS USING A KEPLER SOLVER

Recently Gonçalves Ferrari, Boekholt & Portegies Zwart (2014) proposed to replace the pair-wise kick map $e^{hV_{ij}}$ for each particle pair with a backwards drift followed by their mutual binary orbit, hereafter a *binary kick*:

$$e^{hV_{ij}} \rightarrow e^{h\hat{H}_{ij}} e^{-h(\hat{T}_i + \hat{T}_j)} \quad (21)$$

(Hernandez & Bertschinger 2015) with the binary Hamiltonian

$$H_{ij} \equiv T_i + T_j + V_{ij} = \frac{\mathbf{p}_i^2}{2m_i} + \frac{\mathbf{p}_j^2}{2m_j} - \frac{Gm_i m_j}{r_{ij}}. \quad (22)$$

Since the forward drift of the centre of mass due to $e^{h\hat{H}_{ij}}$ cancels with its backward drift due to $e^{-h(\hat{T}_i + \hat{T}_j)}$, the map (21) can also be implemented via the equivalent form (Gonçalves Ferrari et al.)

$$e^{hK_{ij}} e^{-h(\cdot, \frac{1}{2}\mu_{ij}v_{ij}^2)}, \quad (23)$$

where $\mu_{ij} \equiv m_i m_j / (m_i + m_j)$ is the reduced mass, and

$$K_{ij} \equiv \mu_{ij} \left[\frac{v_{ij}^2}{2} - \frac{G(m_i + m_j)}{r_{ij}} \right] \quad (24)$$

the Kepler Hamiltonian of the particle pair. We found no detectable difference between maps (23) and (21) in terms of computational efficiency or finite precision errors.

3.1 The method of Hernandez & Bertschinger revisited

The map defined in equation (21) or (23) is not self-adjoint, such that substituting it for every pair-wise kick, i.e. replacing

$$e^{h\hat{V}} \rightarrow \psi_h^W \equiv \prod_{(i,j) \text{ in some order}} e^{h\hat{H}_{ij}} e^{-h(\hat{T}_i + \hat{T}_j)}, \quad (25)$$

in the standard N -body integrators (11) obtains a method that is not self-adjoint either and hence also not reversible (Hernandez & Bertschinger). A self-adjoint integrator can be composed from any map φ_h as $\psi_h = \varphi_{h/2}^\dagger \varphi_{h/2}$. Hernandez & Bertschinger applied this recipe to the irreversible map

$$\phi_h \equiv \psi_h^W e^{h\hat{T}}, \quad (26)$$

which is similar to the symplectic Euler but second-order accurate (Hernandez & Bertschinger). This yields the integrator

$$e^{h\hat{H}} \rightarrow \psi_h^{[\text{DB}]^2} \equiv \phi_{h/2}^\dagger \phi_{h/2} = e^{\frac{h}{2}\hat{T}} \psi_{h/2}^W \psi_{h/2}^W e^{\frac{h}{2}\hat{T}}, \quad (27a)$$

hereafter ‘HB15’ or [DB]² with ‘B’ for binary kick. Alternatively, the reversed recipe puts the drift operation in the middle:

$$e^{h\hat{H}} \rightarrow \psi_h^{[\text{BD}]^2} \equiv \phi_{h/2} \phi_{h/2}^\dagger = \psi_{h/2}^W e^{h\hat{T}} \psi_{h/2}^W. \quad (27b)$$

These integrators look different and would definitely be implemented differently. However, as shown in equation (A14), the maps ϕ_h and ϕ_h^\dagger are identical save for a reversal of the order of binary kicks. Hence, the maps (27a) and (27b) differ only by a reversal of the binary-kick order in each half. Hernandez & Bertschinger reported that this order has no significant effect on the accuracy of the method, and indeed it does not affect the error Hamiltonian at order $O(h^2)$. In Appendix A1, we derive the error Hamiltonian for the maps (27a) and (27b) to be

$$H_{\text{err}}^{[\text{DB}]^2} = \frac{h^2}{48} \{ \{T, V\}, V \}_3 + O(h^4) \quad (28)$$

and $H_{\text{err}}^{[\text{BD}]^2} = H_{\text{err}}^{[\text{DB}]^2} + O(h^4)$. Comparing this to the errors of the leapfrog, as discussed in section 2.2, we see that all $O(h^2)$ error terms arising from close two-body encounters have been removed. The only remaining terms are of the form (14b), which account for close three-body encounters. In fact, this is true at all orders: error terms which are (nested) Poisson brackets containing only T and V_{ij} are eliminated at all orders. This can be seen by letting $m_k \rightarrow 0$ for all but one pair of particles, when the method becomes exact for this pair while the Hamiltonian collapses to (22). Thus, the only remaining error terms involve two or more particle pairs.

A more general self-adjoint arrangement of the maps (25) and $e^{h\hat{T}}$ is

$$e^{h\hat{H}} \rightarrow \psi_h^\alpha \equiv e^{\alpha h\hat{T}} \psi_{h/2}^W e^{(1-2\alpha)h\hat{T}} \psi_{h/2}^W e^{\alpha h\hat{T}} \quad (29)$$

with parameter α . For $\alpha = 0$, we obtain the map [BD]², while $\alpha = \frac{1}{4}$ corresponds to the integrator ζ_h^2 of Hernandez & Bertschinger. For $N = 2$, map (29) reduces to a simple Kepler solver only for $\alpha = 0$ and, consequently, only this choice eliminates both the error terms $\{ \{V, T\}, T \}$ and $\{ \{T, V\}, V \}_2$ (we give H_{err} up to order h^2 in equation A15). This explains why Hernandez & Bertschinger found their ζ_h^2 integrator to be inferior to [DB]².

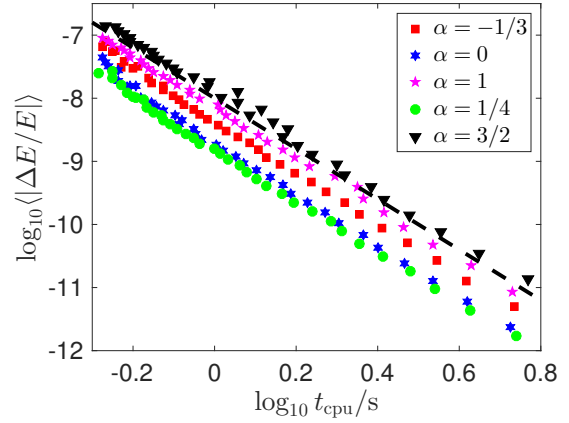


Figure 1. Mean absolute energy error plotted vs. computational costs for an integration of the outer Solar system (Sun and gas giants) over 1000 years using the map (30) for various choices of time step h and parameter α . The line indicates t_{cpu}^{-4} , the scaling expected for a fourth-order method.

3.2 Extending the method of Hernandez & Bertschinger to fourth order

The error Hamiltonian (28) to second order is in fact integrable and fourth-order schemes can be constructed by simply integrating it, analogously to the forward fourth-order integrators discussed in section 2.3. The costs for doing so are small compared to those for the solutions to the $N(N-1)/2$ Kepler problems, though both scale as $O(N^2)$. The fourth-order correction can be applied either in the middle, beginning and end, or both. Describing this freedom with parameter α , gives the fourth-order map

$$\psi_h^{[\text{DB}]_4^2} \equiv e^{-\alpha \frac{h^3}{96} \hat{G}_s} \phi_{h/2}^\dagger e^{(\alpha-1) \frac{h^3}{48} \hat{G}_s} \phi_{h/2} e^{-\alpha \frac{h^3}{96} \hat{G}_s}, \quad (30)$$

where $G_s \equiv \{ \{T, V\}, V \}_3$. Again, swapping the sub-steps $\phi_{h/2}^\dagger$ and $\phi_{h/2}$ obtains a map, [BD]₄², which is identical except for a reversal of the binary-kick order in each half. The map (30) and its generalisation in equation (40) below are the main results of this study and we will also call them ‘DH16’.

To confirm experimentally that the map (30) is indeed fourth-order accurate, we integrate the Sun and outer gas giant planets (with initial conditions taken from Hairer et al. 2006) for $t = 1000$ years. For given step size h , we iterate the map (30) $n = \lfloor t/h \rfloor$ times, and calculate the arithmetic mean $\langle \Delta E / E \rangle$ of the energy error magnitudes after each step. We also measure the total computational time t_{cpu} , which we expect to scale as $t_{\text{cpu}} \sim 1/h$ (but see Wisdom & Hernandez 2015, for a discussion on variations in the cost of the Kepler solver depending on h) and repeat these calculations for various values of h and α . For any given α , we find in Fig. 1 that $\langle \Delta E / E \rangle \propto t_{\text{cpu}}^{-4}$ as expected for a fourth-order method.

Fig. 1 also shows that $\alpha = 1/4$ performs better than $\alpha = 0$, despite the extra force-gradient map (the Kepler solver dominates the computational costs). In Appendix B3, we derive H_{err} for the integrator (30) to fourth order in h . While at this order H_{err} is a linear function of α , the various error terms depend non-trivially on the state of the N -body system as well as the ordering of particle pairs within the binary-kick operator ψ_h^W . This makes it very difficult, if not impossible, to deduce the optimal α and ordering of pairs by analysis alone. Instead, we explore the optimal α numerically.

To this end, we repeat the previous calculations at fixed $h = 0.5$ yr, when we find t_{cpu} to hardly depend on α . Fig. 2 plots the mean energy error magnitude versus α . For our test problem of the

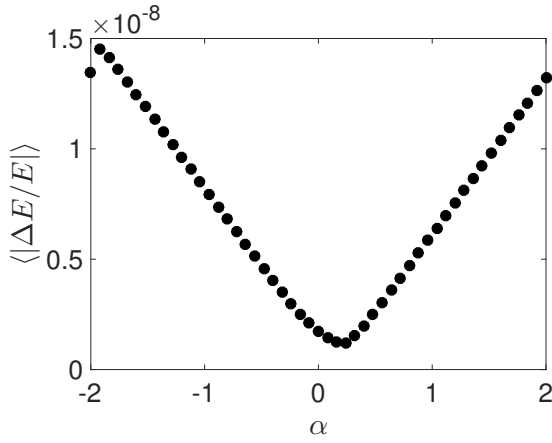


Figure 2. Mean absolute energy error plotted vs. parameter α for integrations as shown in Fig. 1 but at fixed time step $h=0.5$ yr. For this experiment, the particle pair ordering in the binary-kick operator ψ_h^W was fixed at the Sun-planet pairs followed by the planet-planet pairs. The optimal α depends slightly on the pair ordering and the N -body problem itself.

outer Solar system, we find that $\alpha_{\text{opt}} = 1/4$ obtains the smallest error. For the α ranges in this plot, $\langle |\Delta E/E| \rangle$ varies by about a factor 10. However, this does depend slightly on the ordering of the particle pairs within ψ_h^W . Varying the order of the Sun-planet pairs or that of the planet-planet pairs leaves α_{opt} approximately unchanged. However, when we reversed fully the pair ordering, $\alpha_{\text{opt}} \approx 0.16$.

We also measured α_{opt} for different N -body problems. For the hierarchical triple problem considered by Duncan et al. (1998) and Hernandez (2016) we find still $\alpha_{\text{opt}} \approx 1/4$ for $h=0.001$ yr and $t=1$ yr. For the figure-of-eight three-body solution discussed in Chenciner & Montgomery (2000), we find $\alpha_{\text{opt}} \approx 0.15$ for t equal to the period P and $h=P/50$. In summary, the optimal value of α for the integrator (30) appears to vary depending on the N -body problem and the solution strategy but we always find it to be constrained between 0.1 and 0.3.

3.3 A test of a chaotic exchange orbit

We now test our fourth-order map (30) on a challenging problem: a chaotic exchange orbit of the planar restricted circular three-body problem. If we denote the coordinates and velocities in the co-rotating frame with a prime, then the Jacobi integral (the only isolating integral for this problem) is

$$C_J = \frac{1}{2}v^2 + \Phi(\mathbf{x}') - \boldsymbol{\omega} \cdot (\mathbf{x} \times \mathbf{v}) = \frac{1}{2}v'^2 + U(\mathbf{x}') \quad (31)$$

with binary angular velocity $\boldsymbol{\omega} = \sqrt{G(m_1 + m_2)/a^3} \hat{\mathbf{z}}$,

$$\Phi(\mathbf{x}') = -\frac{Gm_1}{|\mathbf{x}' - \mathbf{r}_1|} - \frac{Gm_2}{|\mathbf{x}' - \mathbf{r}_2|}, \quad (32)$$

and $U(\mathbf{x}') \equiv \Phi(\mathbf{x}') - \frac{1}{2}(\boldsymbol{\omega} \times \mathbf{x}')^2$. The conventional Jacobi constant definition is $C = -2C_J$, but C_J is equal in value to the Hamiltonian in the co-rotating frame. Here, a is the binary semi-major axis, $m_{1,2}$ the masses of its components, and $\mathbf{r}_{1,2}$ their co-rotating positions. If $L_{1,2}$ are the co-rotating positions of the first and second Lagrange points, then orbits satisfying $U(L_1) < C_J < U(L_2)$ can visit both masses but cannot escape to infinity.

We use units of au, days, and Solar mass, when we set $m_1 = 1$, $\mu = m_2/(m_1 + m_2) = 0.01$, and $a = 5.2$. We integrate the orbits of all three particles in the barycentric inertial frame, starting the binary

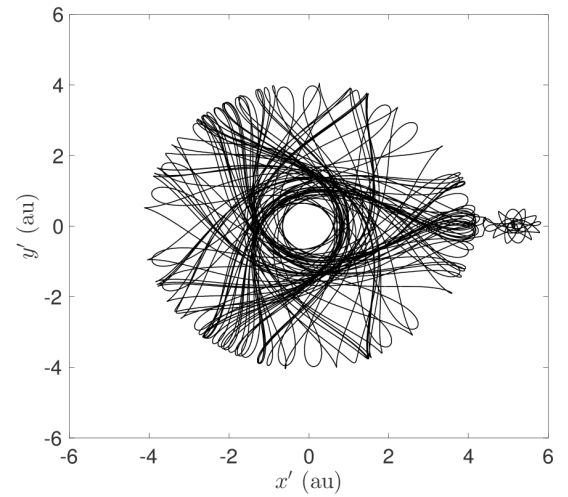


Figure 3. Trajectory over 500 years of the test particle in the circular restricted three-body problem considered in the text. Most of the time the test particle orbits the primary, but occasionally switches to the secondary.

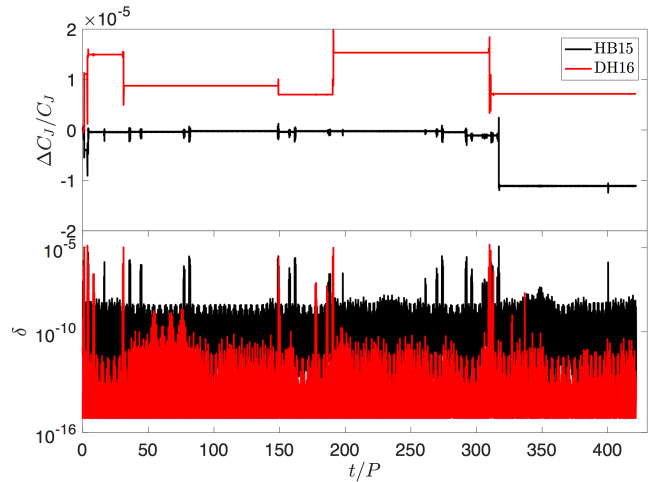


Figure 4. Relative error in the Jacobi constant effected by $[\text{DB}]^2$ (HB15) and $[\text{DB}]_4^2$ with $\alpha = 1$ (DH16). The top panel gives the accumulated error, while in the bottom panel the error $\delta = |C_J(t) - C_J(t-h)|/|C_J(t-h)|$ over one time step is plotted. The initial conditions are the chaotic exchange orbit described in the text. While the local error for the fourth-order method is considerably better, the accumulated error magnitudes of the two maps are generally similar. Due to the chaotic nature of the orbit, the actual trajectories of the two integrations differ after $t \approx 5P$.

components on the x -axis and the test particle at $(4.42, 0, 0)$ and with velocity $(0, 0.0072, 0)$, both w.r.t. the Solar mass object. With respect to the center of mass the position coordinates are $\approx (4.369, 0, 0)$ and the velocity coordinates are $\approx (0, 0.0071, 0)$. For these settings $C_J = -9.0770 \times 10^{-5}$, $U(L_1) = -9.1038 \times 10^{-5}$, and $U(L_2) = -9.0654 \times 10^{-5}$, satisfying the conditions for a chaotic exchange orbit.

Fig. 3 plots the trajectory of the test particle over 500 years in the co-rotating frame. The test particle has multiple close encounters with m_2 within its Hill radius.

The period of the massive bodies is $P \approx 11.9$ years. We compute the Lyapunov time for this problem using map (30) since it is the map we are interested in studying. But note that the Lyapunov time can be a function of the map and h . For $h = 0.1$ years and

nearby initial conditions we calculate a Lyapunov time $t_L \approx 0.3P$. Fig. 4 plots the error of the Jacobi integral as a function of time for an integration over 5000 years = 421 P = 1405 t_L using $h = 4$ days.

We see that the accumulated errors of $[\text{DB}]^2$ and $[\text{DB}]_4^2$ are similar, though the local error of the fourth-order method is substantially smaller, often reaching the round-off limit of $\sim 10^{-15}$. We have found in other experiments that in the presence of close encounters the performance of symplectic integrators can deteriorate, and it is not surprising $[\text{DB}]_4^2$ and $[\text{DB}]^2$ behave similarly.

If we let $h = 8$ days, a specialised integrator for Solar system problems, MERCURY (Chambers 1999), yields an error of the order 10^{-5} . MERCURY has been found to not always be symplectic and tends to yield wrong behaviour for three-body problems (Hernandez 2016). For a contrasting example, consider the forward stepping fourth-order map (20), corresponding to map (40) with \mathcal{S} empty, i.e. without employing a Kepler solver. If we set $h = 4$ and a short $t = 20$ years, this map yields a large error $|\Delta C_J/C_J| = 0.047$.

If we let $[\text{DB}]_4^2$ run longer than 5000 years (but still at $h = 4$ days), the Jacobi energy error may jump by orders magnitude, whereas MERCURY does not yield such jumps. The jumps are associated with close encounters to m_2 . However, while some close approaches caused jumps, other closer approaches did not. This indicates that a constant time step of $h = 4$ days is inappropriate for this problem in the long term.

3.4 An N -body test

We also test the maps (27a) and (30) with $\alpha = 0$ for an N -body system. To this end, we use an implementation dubbed TRITON which employs computational parallelism (see appendix C2 for details). We simulate a cluster of $N = 1024$ equal-mass particles, initially following a Plummer (1911) model with ergodic distribution function, equivalent to the simulations reported in Fig. 5 of Gonçalves Ferrari et al.. Like those authors, we use N -body units ($G = 1$, $M = 1$, and $E = -1/4$, which imply a virial radius of 1 and a crossing and relaxation time at half-mass of ~ 2.4 and ~ 45 , respectively) and integrate the system from $t = 0$ to $t = 400$ with steps of $h = 10^{-4}$. Our initial conditions are different from those used by Gonçalves Ferrari et al., but equivalent in the sense that we use the same model to draw them from (we set the centre of mass and total momentum to zero).

The top panel of Fig. 5 plots the core radius as function of time for our runs as well as two simulations reported by Gonçalves Ferrari et al.: one with their code SAKURA also using $h = 10^{-4}$ and another with a Hermite integrator using adaptive time stepping. SAKURA, which also uses a binary kicks, violates both symplecticity and time reversibility (Hernandez & Bertschinger 2015), but becomes exact in the two-particle limit, like the maps $[\text{DB}]^2$ and $[\text{DB}]_4^2$. Because of this, its truncation errors (which cannot be represented by an error Hamiltonian) are unlikely to contain contributions arising from two-body encounters. This property (which our maps share) enables a reasonably accurate integration through core collapse. There is no appreciable difference between the core-radius evolution of SAKURA and our maps.

The accumulated energy errors for our fixed-time step integration are considerable, reaching $> 10\%$ at the final time, though staying at the same level of $|\delta E/E| \lesssim 0.01$ until core collapse ($t \sim 300$) as reported for SAKURA. There is no advantage of the fourth-order method. This is because the constant time step is simply too long to resolve close three-body encounters, which destroy any advantage of the fourth-order method and cause sudden increases of the accumulated error. The energy over a period of one time unit (bottom

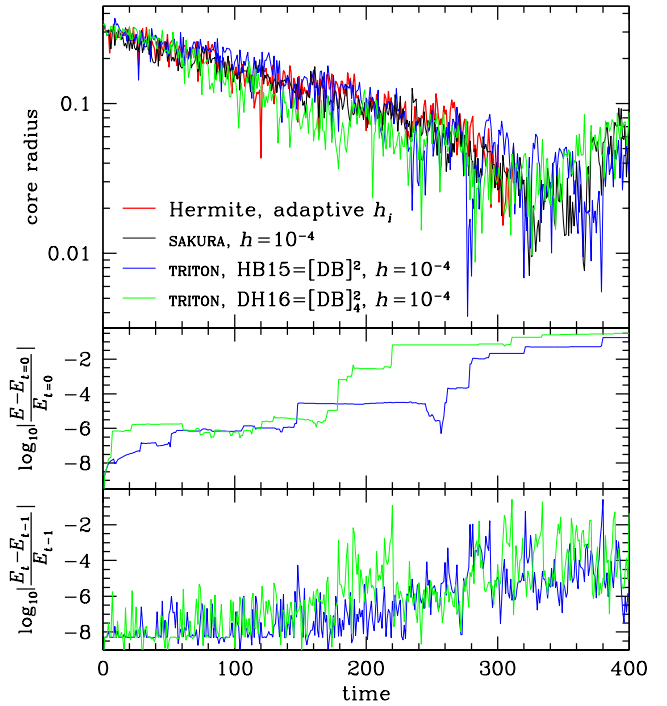


Figure 5. Core radius (calculated as proposed by McMillan, Hut & Makino 1990) and energy errors for simulations of a 1024-body Plummer sphere. The core-radii data for the time-adaptive Hermite integrator and SAKURA (Gonçalves Ferrari et al. 2014) are taken from Fig. 5 of Gonçalves Ferrari et al. (the Hermite integrator ground to a hold at core collapse because of close encounters). The middle and bottom panels plot, respectively, the relative accumulated and short-term energy error for $[\text{DB}]^2$ (HB15) and $[\text{DB}]_4^2$ with $\alpha = 0$ (DH16) only, which we implemented in parallel in a code TRITON as described in appendix C2.

panel of Fig. 5) is much better behaved, though not surprisingly has increased by $\sim 10^{2-3}$ by $t \sim 300$, the time of core collapse.

We thus conclude from this test that TRITON is as good as SAKURA in its ability to integrate collision-dominated N -body dynamics, but unlike SAKURA is symplectic and reversible. Despite the necessity to make two calls to the Kepler solver per particle pair and time step as opposed to SAKURA's one, TRITON is about twice as fast (see appendix C2 for the likely reason).

4 USING THE KEPLER SOLVER FOR SELECTED INTERACTIONS ONLY

The main problem with the method of the previous section is the computational expense of the Kepler solver needed in the binary kicks (but see Appendix C2). The benefit from using such an approach is really only justified in close encounters. As already discussed by Hernandez & Bertschinger, a faster method can be constructed by restricting the Kepler solver to selected pair-wise interactions. Let \mathcal{S} be a set of $K \leq N(N-1)/2$ particle pairs for which binary kicks shall be applied. Then we can split the potential energy into contributions integrated with binary kick and without:

$$V = V_s + V_c \quad \text{with} \quad V_s = \sum_{(i,j) \in \mathcal{S}} V_{ij} \quad \text{and} \quad V_c = \sum_{(i,j) \notin \mathcal{S}} V_{ij}. \quad (33)$$

In analogy to equations (25) and (26) we define the maps

$$\psi_h^{W_s} \equiv \prod_{(i,j) \in \mathcal{S} \text{ in some order}} e^{h\hat{H}_{ij}} e^{-h(\hat{T}_i + \hat{T}_j)} \quad \text{and} \quad \phi_h^s \equiv \psi_h^{W_s} e^{h\hat{T}}. \quad (34)$$

4.1 Extending the leapfrog

There are four distinct self-adjoint ways in which one can combine the maps $e^{h\hat{V}_c}$, $e^{h\hat{T}}$, and $\psi_h^{W_s}$ into a second-order integrator⁵

$$\psi_h^{[\text{DBK}]^2} = \phi_{h/2}^{\dagger s} e^{h\hat{V}_c} \phi_{h/2}^s = \psi_{h/2}^{W_s} e^{\frac{h}{2}\hat{T}} e^{h\hat{V}_c} e^{\frac{h}{2}\hat{T}} \psi_{h/2}^{\dagger W_s}, \quad (35a)$$

$$\psi_h^{[\text{BKD}]^2} = \psi_{h/2}^{W_s} e^{\frac{h}{2}\hat{V}_c} e^{h\hat{T}} e^{\frac{h}{2}\hat{V}_c} \psi_{h/2}^{\dagger W_s}, \quad (35b)$$

$$\psi_h^{[\text{DKB}]^2} = e^{\frac{h}{2}\hat{T}} e^{\frac{h}{2}\hat{V}_c} \psi_{h/2}^{\dagger W_s} \psi_{h/2}^{W_s} e^{\frac{h}{2}\hat{V}_c} e^{\frac{h}{2}\hat{T}}, \quad (35c)$$

$$\psi_h^{[\text{KDB}]^2} = e^{\frac{h}{2}\hat{V}_c} \phi_{h/2}^{\dagger s} \phi_{h/2}^s e^{\frac{h}{2}\hat{V}_c} = e^{\frac{h}{2}\hat{V}_c} e^{\frac{h}{2}\hat{T}} \psi_{h/2}^{\dagger W_s} \psi_{h/2}^{W_s} e^{\frac{h}{2}\hat{T}} e^{\frac{h}{2}\hat{V}_c}, \quad (35d)$$

with error Hamiltonians (derived in appendix A2)

$$H_{\text{err}}^{[\text{DBK}]^2} = -\frac{h^2}{24} \{ \{V_c, T\}, T \} + \frac{h^2}{12} \{ \{T, V_c\}, V_c \} + \frac{h^2}{24} \{ \{T, V_s\}, V_c \} + \frac{h^2}{48} \{ \{T, V_s\}, V_s \}_3 + \mathcal{O}(h^4), \quad (36a)$$

$$H_{\text{err}}^{[\text{BKD}]^2} = \frac{h^2}{12} \{ \{V_c, T\}, T \} - \frac{h^2}{24} \{ \{T, V_c\}, V_c \} + \frac{h^2}{24} \{ \{T, V_s\}, V_c \} + \frac{h^2}{48} \{ \{T, V_s\}, V_s \}_3 + \mathcal{O}(h^4), \quad (36b)$$

$$H_{\text{err}}^{[\text{DKB}]^2} = -\frac{h^2}{24} \{ \{V_c, T\}, T \} + \frac{h^2}{12} \{ \{T, V_c\}, V_c \} + \frac{h^2}{6} \{ \{T, V_s\}, V_c \} + \frac{h^2}{48} \{ \{T, V_s\}, V_s \}_3 + \mathcal{O}(h^4), \quad (36c)$$

$$H_{\text{err}}^{[\text{KDB}]^2} = \frac{h^2}{12} \{ \{V_c, T\}, T \} - \frac{h^2}{24} \{ \{T, V_c\}, V_c \} - \frac{h^2}{12} \{ \{T, V_s\}, V_c \} + \frac{h^2}{48} \{ \{T, V_s\}, V_s \}_3 + \mathcal{O}(h^4). \quad (36d)$$

These error Hamiltonians are combinations of the error Hamiltonian (12) for the corresponding leapfrog integrator restricted to $V = V_c$, the error Hamiltonian (28) of the map $[\text{DB}]^2$ restricted to $V = V_s$, and the mixed term $\{ \{T, V_s\}, V_c \}$. Interestingly, the amplitude of the mixed term is not the same between these four methods: that for map $[\text{DKB}]^2$ (35c) is four times larger than for the maps $[\text{DBK}]^2$ and $[\text{BKD}]^2$ (35a,b). Moreover, the maps (35a,d) require only one ordinary kick operation $e^{h\hat{V}_c}$ per step (either in the middle or at beginning and end, when the accelerations computed in the previous step can be recycled), while the maps (35b,c) require two kicks per step. Hence, of the maps (35) the best computational efficiency to accuracy relation is achieved by the map $[\text{DBK}]^2$ (35a) and the worst by the map $[\text{DKB}]^2$ (35c).

We now verify equation (36d) by explicitly monitoring \tilde{H}_2 , the surrogate Hamiltonian \tilde{H} up to second order (i.e. H plus the expressions given in equation 36d computed via formulæ 13-14b), for an integration of the outer Solar system (the same as in Section 3.2). We consider three cases: either \mathcal{S} is empty (when the integrator is the ordinary kick-drift-kick leapfrog), \mathcal{S} contains the four Sun-planet pairs, or \mathcal{S} contains all 10 pairs (when the map is identical to $[\text{DB}]^2 = \text{HB15}$).

Fig. 6 shows $|\Delta E/E|$ and $|\Delta \tilde{H}_2/\tilde{H}_2|$ as function of time. For all three cases, $|\Delta \tilde{H}_2/\tilde{H}_2|$ is smaller than $|\Delta E/E|$ and $|\Delta \tilde{H}_2/\tilde{H}_2| \propto h^4$ (not shown), confirming equation (36d).

⁵ Again, alternatives obtained by swapping $\phi_{h/2}^{\dagger s}$ and $\phi_{h/2}^s$ in equations (35a) and (35d) are identical except for a reversal of the order of binary kicks.

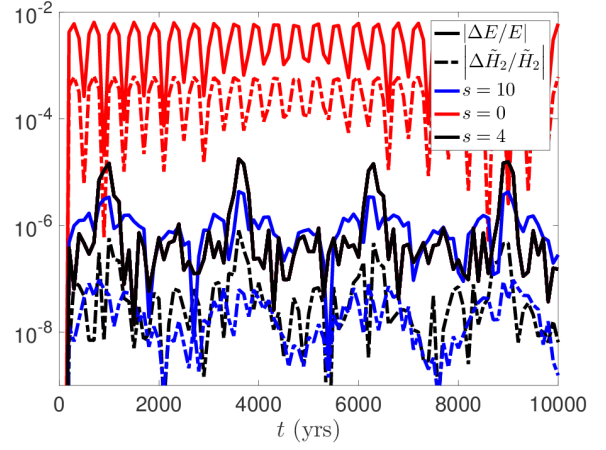


Figure 6. Verification of equation (36d). E and \tilde{H}_2 (the surrogate Hamiltonian up to order h^2) are calculated as a function of time for an integration of the outer Solar system using the integrator (35d) for three choices of the set \mathcal{S} (empty: $s = 0$, only Sun-planet pair: $s = 4$, all pairs: $s = 10$). As expected $|\Delta \tilde{H}_2/\tilde{H}_2|$ is smaller than $|\Delta E/E|$ in all cases.

4.2 A fourth-order hybrid integrator

In order to preserve the fourth-order nature of the integrator, we apply the method of equation (20) and construct the map

$$\psi_h^{[\text{KDBK}]^2} = e^{\frac{h}{6}\hat{V}_c} \phi_{h/2}^{\dagger s} e^{\frac{2h}{3}\hat{V}_c} \phi_{h/2}^s e^{\frac{h}{6}\hat{V}_c}, \quad (37)$$

which combines the maps (18) and (27a). In appendix A3, we derive the error Hamiltonian of this map to be

$$H_{\text{err}}^{[\text{KDBK}]^2} = \frac{h^2}{48} \{ \{T, V_s\}, V_s \}_3 + \frac{h^2}{72} \{ \{T, V_c\}, V_c \} + \mathcal{O}(h^4), \quad (38)$$

which in the limits of empty set \mathcal{S} or its complement \mathcal{S}^c obtains the respective previous cases (19) and (28), as expected. Interestingly, the mixed term $\{ \{T, V_s\}, V_c \}$, accounting for three-body interactions (i, j, k) with $(i, j) \in \mathcal{S}$ and $(i, k) \notin \mathcal{S}$, does not appear. The terms

$$G_s \equiv \{ \{T, V_s\}, V_s \}_3 \quad \text{and} \quad G_c \equiv \{ \{T, V_c\}, V_c \} \quad (39)$$

can be integrated (see Appendix C1) to obtain the fourth-order map (with a parameter α as in equation 30)

$$\psi_h^{[\text{KDBK}]^2} = e^{\frac{h}{6}\hat{V}_c} e^{-\alpha \frac{h^3}{96}\hat{G}_s} \phi_{h/2}^{\dagger s} e^{\frac{2h}{3}(\hat{V}_c - \frac{h^2}{48}\hat{G}_c)} e^{(\alpha-1)\frac{h^3}{48}\hat{G}_c} \cdot \phi_{h/2}^s e^{-\alpha \frac{h^3}{96}\hat{G}_s} e^{\frac{h}{6}\hat{V}_c}. \quad (40)$$

This is a generalisation of the fourth-order map (30) insofar as it obtains that map when all particle pairs are in set \mathcal{S} , and we use ‘DH16’ for both forms. Conversely, when set \mathcal{S} is empty the map (40) reduces to the integrator (20).

We first numerically verify the order of the integrator (40) with $\alpha = 1$, using the outer Solar system with the four Sun-planet pairs placed in set \mathcal{S} and the six planet-planet pairs in \mathcal{S}^c . This grouping is more efficient than the others we tested as we will see below. We integrate for $t = 1000$ years and plot in Fig. 7 the absolute energy error at the end of the integration against the step size h . The errors are well fit by a $|\Delta E/E| \sim h^4$ curve, as expected, as long as the errors are dominated by truncation (rather than round-off) error.

4.2.1 Testing conservation of first integrals

Next we consider the conservation of isolating integrals. Since the integrator (40) is a composition of maps that each conserve linear

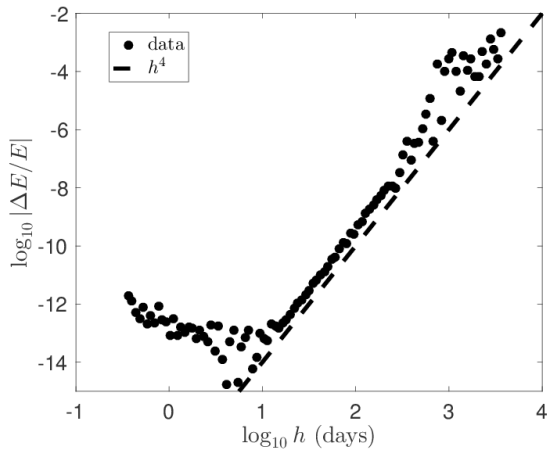


Figure 7. Verification of the order of map (40) with $\alpha = 1$. We integrate the outer Solar system with the four Sun-planet pairs in S for 1000 years. The errors are well fit by h^4 , except below $h \sim 1$ day, where round-off errors dominate).

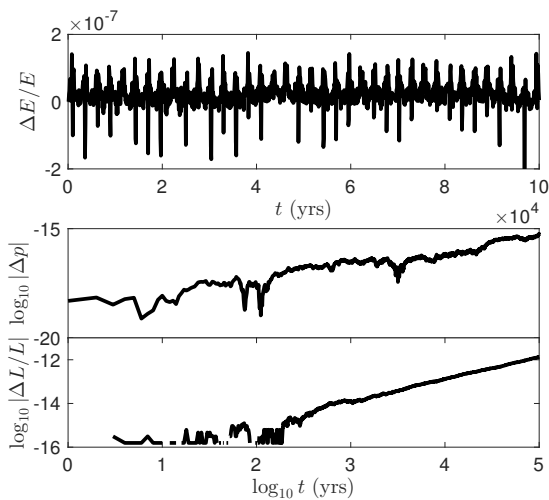


Figure 8. Conservation of isolating integrals for the integrator (40) with $\alpha = 1$ applied to an integration of the outer Solar system. The energy error is bounded, as expected, while the momentum and angular momentum errors are at the machine precision initially and grow in time due to accumulation of roundoff error.

and angular momentum, so does the integrator as a whole. Additionally, the existence of the function \tilde{H} guarantees that the energy error is bounded over exponentially long times (Hairer et al. 2006). We test these predictions by integrating the outer Solar system over 100,000 years in steps of $h = 1$ yr. The error in isolating integrals as a function of time is shown in Fig. 8. There is no secular drift of the energy error as a function of time as expected. The errors in linear and angular momentum are not exactly zero, but grow like $\propto t^{0.8}$ and $\propto t$, respectively. This is steeper than $t^{1/2}$ expected for accumulation of (unbiased) round-off errors and indicative of bias in the rounding behaviour (Henrici 1962), though our computations use the common IEEE 754 standard for floating-point arithmetic. In this test, we used the Kepler solver described by Wisdom & Hernandez (2015), which shows some bias in tests of a two-body orbit. While such bias can be controlled by careful numerical implementation (Rein & Tamayo 2015), the value of keeping integration er-

Table 1. Efficiency of the map (40) when integrating the outer Solar system for 1000 years for different choices of S . For the first and last choice the method reduces to maps (20) and (30), respectively.

S	S^c	$\langle \Delta E/E \rangle$	t_{cpu}
empty	all	2.7×10^{-8}	0.90 sec
Sun-planet	planet-planet	3.0×10^{-8}	0.40 sec
all	empty	3.1×10^{-8}	0.73 sec

rors near the machine precision, especially for chaotic problems, is questionable (Portegies Zwart & Boekholt 2014; Hernandez 2016).

4.2.2 The effect of set S on efficiency

As mentioned previously, we are interested in the efficiency of map (40) when the grouping of particle pairs into S is varied. For three settings of S (those used in Section 4.1 and Fig. 6 above), we find (by trial and error) the computation time t_{cpu} required to reach $\langle |\Delta E/E| \rangle \lesssim 3 \times 10^{-8}$. The results are shown in Table 1. The grouping with only the Sun-planet interactions integrated by a Kepler solver is the most efficient, followed by the maps (30) (all ten interactions performed via a Kepler solver) and (20) (no Kepler solver used). One may try to explain this behaviour by studying the error Hamiltonian of the map (40) up to order h^4 , but the difficulties in doing so are likely to exceed those we encountered above for the simpler map (30).

4.2.3 Efficiency comparison with other methods

Another point of interest is how map (40) compares with other integrators in terms of efficiency. We use an integration of the outer Solar system to compare three methods that use Kepler solvers: our new fourth-order map $[\text{KDBK}]_4^2 = \text{DH16}$ (equation 40), the second-order method $[\text{DKB}]^2$ (35c), which has the worst efficiency to accuracy relation of the extended leapfrog maps (35), and a fourth order map obtained by composing three $[\text{DKB}]^2$ maps with the recipe of Yoshida (1990), labelled ‘Yoshida 4th’. $[\text{DKB}]^2$ was compared against other integrators before (Hernandez & Bertschinger 2015; Hernandez 2016), and shown to often be the most efficient out of a set of seven published methods. DH16, $[\text{DKB}]^2$, and Yoshida 4th require a choice for S , and we use the same grouping as in Fig. 8, i.e. that for which map (40) is most efficient. The result is shown in Fig. 9. Map (40) is most efficient for most of the parameter region shown. In particular, it is always better than the other fourth-order map tested (‘Yoshida 4th’). This is not very surprising, since that latter method requires three times as many calls to the Kepler solver.

5 DISCUSSION AND CONCLUSION

We have analysed novel symplectic and time reversible integrators for collisional N -body problems, where close encounters play an important role in driving the dynamics. These encounters render collisional N -body problems much harder than collision-less dynamics and are the main stumbling block for efficient time integration.

Most symplectic integrators which have been applied to collisional dynamics in the past are only second-order accurate and

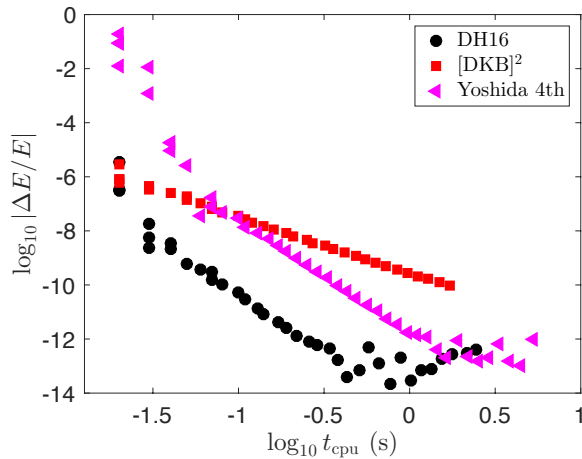


Figure 9. Comparison of efficiency of various integrators (see text) when integrating the outer Solar system for 10,000 years. At high accuracy, our new fourth-order map (40) (labelled DH16) is the most efficient, but at low accuracy the second-order method $[DKB]^2$ becomes competitive.

generally handle close encounters inaccurately. A promising approach to overcome this hurdle is the usage of a Kepler solver to deal with close encounters (Gonçalves Ferrari et al. 2014). Hernandez & Bertschinger (2015) have demonstrated how to use this approach to build a symplectic and time-reversible integrator (HB15 or $[DB]^2$ in our nomenclature). We provide theoretical justification for the success of HB15 and some related methods: terms of the error Hamiltonian that originate from close two-body encounters are eliminated at all orders. This leaves only close encounters of three or more particles to contribute to the truncation error.

The lowest-order error Hamiltonian of the resulting integration methods can be expressed as the nested Poisson bracket $\{\{T, V\}, V\}$ of kinetic and potential energies excluding terms of the form $\{\{T, V_{ij}\}, V_{ij}\}$, which account for two-body encounters and are eliminated owing to the Kepler solver (V_{ij} denotes the potential energy arising from the gravitational interaction of particles i and j , see equation 10). Since T is quadratic in the momenta and V a function of the positions only, the term $\{\{T, V\}, V\}$ itself depends only on the particle positions. As a consequence, this term acts like a potential energy and is integrable. Thus, the associated truncation error can be corrected in a symplectic way and with little extra cost (compared to the solutions of the Kepler problems), resulting in the fourth-order symplectic and time-reversible integrator $[DB]_4^2$ presented in Section 3.2.

The usage of a Kepler solver may be restricted to a sub-set \mathcal{S} of all pair-wise particle interactions (Hernandez 2016), when the terms $\{\{T, V_{ij}\}, V_{ij}\}$ and $\{\{V_{ij}, T\}, T\}$ from interactions $(i, j) \notin \mathcal{S}$ contribute to the error Hamiltonian. This may be tolerable if such interactions are never close (for example, those between the gas giant planets in the Solar system). However, these terms can also be eliminated in a different way, namely using the method of Chin (1997) which cancels $\{\{V_{ij}, T\}, T\}$ and integrates $\{\{T, V_{ij}\}, V_{ij}\}$ without the need for backward steps (as opposed to the fourth-order symplectic method of Yoshida 1990), resulting in the new symplectic integrator ‘DH16’ of equation (40). This map is a hybrid between the fourth-order forward method of Chin (1997) and our fourth-order extension $[DB]_4^2$ of HB15, which is its limiting case when all particle pairs are in set \mathcal{S} .

Various tests and efficiency comparisons of the maps we discuss are presented. As our tests revealed, the novel fourth-order in-

tegrators are generally more efficient than previous methods when high accuracy is demanded. However, they still suffer inaccuracies, in particular in some chaotic systems. For a chaotic restricted three-body exchange orbit test and a $N = 1024$ cluster simulation our fourth-order integrator DH16 with all particle pairs treated with a Kepler solver performed similarly to the second-order methods HB15 or (for the cluster simulation only) *SAKURA* of Gonçalves Ferrari et al., which also used a Kepler solver for each particle pair although in a way that destroys symplecticity and reversibility. The dynamics of these systems is likely dominated by three-body encounters, and the only way to increase the accuracy in such situations appears some form of adaption either of the time stepping or of the set \mathcal{S} of particle pairs for which a Kepler solver is used. These methods change from one surrogate Hamiltonian to another and may lose symplecticity but retain time reversibility. We plan to explore these ideas in the future.

ACKNOWLEDGEMENTS

We thank Edmund Bertschinger for feedback and discussions, Jack Wisdom for suggesting the chaotic exchange orbit used in section 3.3, Guilherme Gonçalves Ferrari for providing data plotted in Fig 5, and the anonymous referee for useful comments.

This work used the DiRAC Complexity system, operated by the University of Leicester IT Services, which forms part of the STFC DiRAC HPC Facility (www.dirac.ac.uk). This equipment is funded by BIS National E-Infrastructure capital grant ST/K000373/1 and STFC DiRAC Operations grant ST/K0003259/1. DiRAC is part of the National E-Infrastructure.

REFERENCES

- Baker H. F., 1902, *Proc. London Math. Soc.*, s1-35, 333
 Baker H. F., 1905, *Proc. London Math. Soc.*, s2-3, 24
 Campbell J., 1896, *Proc. London Math. Soc.*, s1-28, 381
 Campbell J., 1897, *Proc. London Math. Soc.*, s1-29, 14
 Chambers J. E., 1999, *MNRAS*, 304, 793
 Chenciner A., Montgomery R., 2000, *Annals of Mathematics. Second Series*, 152, 881
 Chin S. A., 1997, *Physics Letters A*, 226, 344
 Chin S. A., 2005, *Phys. Rev. E*, 71, 016703
 Chin S. A., Chen C. R., 2005, *Celestial Mechanics and Dynamical Astronomy*, 91, 301
 Dehnen W., Read J. I., 2011, *European Physical Journal Plus*, 126, 55
 Dragt A. J., Finn J. M., 1976, *Journal of Mathematical Physics*, 17, 2215
 Duncan M. J., Levison H. F., Lee M. H., 1998, *AJ*, 116, 2067
 Dynkin E., 1947, *Doklady Akademii Nauk SSSR*, 57, 323
 Euler L., 1767, *Novi Comm. Acad. Sci. Imp. Petrop.*, 11, 144
 Gonçalves Ferrari G., Boekholt T., Portegies Zwart S. F., 2014, *MNRAS*, 440, 719
 Hairer E., Lubich C., Wanner G., 2006, *Geometric numerical integration*. Springer, Berlin, Heidelberg, New York, doi:10.1007/3-540-30666-8
 Hausdorff F., 1906, *Ber. Verh. Sächs. Adak. Wiss.*, 58, 19
 Heggie D., Hut P., 2003, *The Gravitational Million-Body Problem*. Cambridge University Press, doi:10.1017/CBO9781139164535
 Henrici P., 1962, *Discrete variable methods in ordinary differential equations*. New York: Wiley
 Hernandez D. M., 2016, *MNRAS*, 458, 4285
 Hernandez D. M., Bertschinger E., 2015, *MNRAS*, 452, 1934
 Hut P., Makino J., McMillan S., 1995, *ApJ*, 443, L93
 Kokubo E., Yoshinaga K., Makino J., 1998, *MNRAS*, 297, 1067
 Kvaerno A., Leimkuhler B., 2000, *SIAM J. Sci. Comp.*, 22, 1016
 Lagrange J., 1772, *Oeuvres*, 6

- Leimkuhler B., Reich S., 2004, *Simulating Hamiltonian Dynamics*. Cambridge University Press, doi:10.1017/CBO9780511614118
- Makino J., 1991, *ApJ*, 369, 200
- Makino J., Hut P., Kaplan M., Saygin H., 2006, *New Astron.*, 12, 124
- McMillan S., Hut P., Makino J., 1990, *ApJ*, 362, 522
- Mikkola S., Tanikawa K., 1999, *Cel. Mech. Dyn. Astron.*, 74, 287
- Newton I., 1687, *Philosophiae Naturalis Principia Mathematica*. Auctore Js. Newton, doi:10.3931/e-rara-440.
- Omelyan I. P., Mryglod I. M., Folk R., 2002, *Phys. Rev. E*, 66, 026701
- Omelyan I. P., Mryglod I. M., Folk R., 2003, *Computer Physics Communications*, 151, 272
- Plummer H. C., 1911, *MNRAS*, 71, 460
- Portegies Zwart S., Boekholt T., 2014, *ApJ*, 785, L3
- Preto M., Tremaine S., 1999, *AJ*, 118, 2532
- Rein H., Tamayo D., 2015, *MNRAS*, 452, 376
- Sheng Q., 1989, *IMA J. Numerical Analysis*, 9, 199
- Størmer C., 1907, *Arch. Sci. Phys. Nat.*, 24, 5
- Suzuki M., 1991, *J. Math. Phys.*, 32, 400
- Suzuki M., 1995, *Physics Letters A*, 201, 425
- Verlet L., 1967, *Phys. Rev.*, 159, 98
- Wisdom J., Hernandez D. M., 2015, *MNRAS*, 453, 3015
- Yoshida H., 1990, *Physics Letters A*, 150, 262

APPENDIX A: SECOND ORDER ERROR HAMILTONIANS

Applying the Campbell-Baker-Hausdorff formula (4) twice and trice, we find

$$\log(e^{\frac{1}{2}X}e^Ye^{\frac{1}{2}X}) = X + Y - \frac{1}{24}[X, [X, Y]] + \frac{1}{12}[Y, [Y, X]] + \dots, \quad (\text{A1})$$

$$\log(e^{\frac{1}{2}X}e^{\frac{1}{2}Y}e^Ze^{\frac{1}{2}Y}e^{\frac{1}{2}X}) = X + Y + Z - \frac{1}{24}[X + Y, [X + Y, Z]] - \frac{1}{24}[X, [X, Y]] + \frac{1}{12}[Z, [Z, X + Y]] + \frac{1}{12}[Y, [Y, X]] + \dots \quad (\text{A2})$$

Because of equation (6), these relations translate directly to corresponding relations for the surrogate Hamiltonian of a composite map:

$$e^{\frac{h}{2}\hat{A}}e^{h\hat{B}}e^{\frac{h}{2}\hat{A}} \quad \text{has} \quad \tilde{H} = A + B - \frac{1}{24}h^2\{\{B, A\}, A\} + \frac{1}{12}h^2\{\{A, B\}, B\} + \mathcal{O}(h^4) \quad (\text{A3})$$

$$e^{\frac{h}{2}\hat{A}}e^{\frac{h}{2}\hat{B}}e^{h\hat{C}}e^{\frac{h}{2}\hat{B}}e^{\frac{h}{2}\hat{A}} \quad \text{has} \quad \tilde{H} = A + B + C - \frac{1}{24}h^2\{\{C, B\}, B\} - \frac{1}{24}h^2\{\{B + C, A\}, A\} + \frac{1}{12}h^2\{\{B, C\}, C\} + \frac{1}{12}h^2\{\{A, B + C\}, B + C\} + \mathcal{O}(h^4). \quad (\text{A4})$$

A1 The method of Hernandez & Bertschinger

In order to derive the surrogate Hamiltonians of the schemes (27), we specify the order in which the maps (21) are applied in equation (25). To this end, we index the $K \equiv N(N-1)/2$ particle pairs

$$(i_n, j_n), \quad n = 1 \dots K, \quad (\text{A5})$$

with the implication that pair (i_1, j_1) comes first in the map ψ_h^W (and last in its adjoint $\psi_h^{\dagger W}$). If we further define $V_n \equiv V_{i_n j_n}$, the map (27b) can be expressed recursively as

$$\psi_h^{[\text{BD}]^2} = \bar{\psi}_h^K, \quad \bar{\psi}_h^n = e^{\frac{h}{2}(\hat{V}_n + \hat{T})} e^{-\frac{h}{2}\hat{T}} \bar{\psi}_h^{n-1} e^{-\frac{h}{2}\hat{T}} e^{\frac{h}{2}(\hat{V}_n + \hat{T})}, \quad \bar{\psi}_h^0 = e^{h\hat{T}}, \quad (\text{A6})$$

where we made use of

$$e^{h(\hat{V}_{ij} + \hat{T}_i + \hat{T}_j)} e^{-h(\hat{T}_i + \hat{T}_j)} = e^{h(\hat{V}_{ij} + \hat{T})} e^{-h\hat{T}}, \quad (\text{A7})$$

which follows from equation (6) and $\{T - T_i - T_j, V_{ij}\} = 0$. Applying equation (A4) to the recursion (A6) we find the following recursion for the surrogate Hamiltonian of $\bar{\psi}_h^n$

$$\tilde{H}_n = \tilde{H}_{n-1} + V_n - \frac{h^2}{12}\{\{T, \tilde{H}_{n-1}\}, \tilde{H}_{n-1}\} + \frac{h^2}{12}\{\{V_n + T, \tilde{H}_{n-1} - T\}, \tilde{H}_{n-1} - T\} - \frac{h^2}{24}\{\{\tilde{H}_{n-1}, T\}, T\} - \frac{h^2}{24}\{\{\tilde{H}_{n-1} - T, V_n + T\}, V_n + T\} + \mathcal{O}(h^4) \quad (\text{A8})$$

and $\tilde{H}_0 = T$. For future reference, it proves useful to consider the particular form $\tilde{H}_n = T + W_n$ where $\partial W_n / \partial \mathbf{p}_i = \mathcal{O}(h^2)$. In this case, equation (A8) reduces to

$$\tilde{H}_n = T + W_{n-1} + V_n + \frac{h^2}{24}\{\{T, V_n\}, W_{n-1}\} + \mathcal{O}(h^4). \quad (\text{A9})$$

For the Hernandez & Bertschinger integrator, we make the ansatz $\tilde{H}_n = T + \bar{V}_n + h^2 E_n$ with E_n to be determined and

$$\bar{V}_n \equiv \sum_{k < n} V_k. \quad (\text{A10})$$

Equation (A9) then gives for $W_n = \bar{V}_n + h^2 E_n$

$$E_n - E_{n-1} = \frac{1}{24}\{\{T, V_n\}, \bar{V}_{n-1}\} + \mathcal{O}(h^2). \quad (\text{A11})$$

Note that $\partial W_n / \partial \mathbf{p}_i = \mathcal{O}(h^2)$ (as required for equation A9) follows by induction from $W_0 = 0$ and the recursion (A11).

The error Hamiltonian of the complete map then follows as

$$H_{\text{err}}^{[\text{BD}]^2} = h^2 E_K + \mathcal{O}(h^4) = \frac{h^2}{24} \sum_{n=1}^K \{\{T, V_n\}, \bar{V}_{n-1}\} + \mathcal{O}(h^4) = \frac{h^2}{24} \sum_{n=1}^K \sum_{k=1}^{n-1} \{\{T, V_{i_n j_n}\}, V_{i_k j_k}\} + \mathcal{O}(h^4). \quad (\text{A12})$$

The double sum in this last form includes each pair of pairs $\{\{T, V_{ij}\}, V_{lk}\}$ exactly once, except for those with $(i, j) = (l, k)$ which are not contained at all. The term $\{\{T, V\}, V\}$, which occurs in the error Hamiltonian of the leapfrog, contains each pair of pairs $\{\{T, V_{ij}\}, V_{lk}\}$ twice, except for $(i, j) = (l, k)$ which are contained once. Thus, the form (A12) is identical to

$$H_{\text{err}}^{[\text{BD}]^2} = \frac{h^2}{48} (\{\{T, V\}, V\} - \{\{T, V\}, V\}_2) + \mathcal{O}(h^4) = \frac{h^2}{48} \{\{T, V\}, V\}_3 + \mathcal{O}(h^4). \quad (\text{A13})$$

Writing (with $H_n = V_n + T$)

$$\begin{aligned} \phi_h^\dagger &= e^{h\hat{T}} \psi_h^{\dagger W_1} \dots \psi_h^{\dagger W_K} = e^{h\hat{T}} e^{-h\hat{T}} e^{h\hat{H}_1} \dots e^{-h\hat{T}} e^{h\hat{H}_K} \\ &= e^{h\hat{H}_1} \dots e^{-h\hat{T}} e^{h\hat{H}_K} e^{-h\hat{T}} e^{h\hat{T}} = \psi_h^{W_1} \dots \psi_h^{W_K} e^{h\hat{T}}, \end{aligned} \quad (\text{A14})$$

we see that ϕ_h^\dagger and $\phi_h = \psi_h^{W_K} \dots \psi_h^{W_1} e^{h\hat{T}}$ are identical except for a reversal of the order of binary kicks.

The error Hamiltonian of the map (29) can be obtained analogously to that of map (27b) as

$$H_{\text{err}}^\alpha = \frac{\alpha(\alpha-1)h^2}{6} \{\{V, T\}, T\} + \frac{\alpha h^2}{4} \{\{T, V\}, V\}_2 + \frac{(1+12\alpha)h^2}{48} \{\{T, V\}, V\}_3 + \mathcal{O}(h^4). \quad (\text{A15})$$

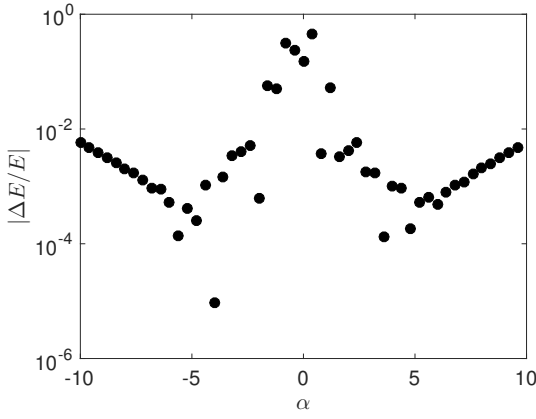


Figure A1. Energy error as a function of α for map (29) when integrating an elliptic Kepler orbit with eccentricity $e=0.9$ over one in 100 steps. Only $\alpha=0$ (not shown) gives an error at the level of machine precision.

We demonstrate the error properties of the map (29) by integrating the equal-mass two-body problem with elliptic orbit of eccentricity $e=0.9$ over one period in 100 equal time steps. For $\alpha=0$, the magnitude of the energy error approaches the computational round-off error, while for all other values the energy error becomes substantial as shown in Fig. A1. Some α are better than others, but the smallest error is approximately 10^{-5} . Thus it is essential to let $\alpha=0$.

A2 Error Hamiltonian for the extended Leapfrog

The map $[\text{BDK}]^2$, i.e. $\phi_{h/2}^s e^{h\hat{V}_c} \phi_{h/2}^{\dagger s}$, differs from (35a) only in the order of binary kicks, which as we will see has no effect on the second-order error terms. The maps $[\text{BDK}]^2$ and (35b) have the same recursive form as the map (27b), but start from $\bar{\psi}_h^0 = e^{\frac{h}{2}\hat{T}} e^{h\hat{V}_c} e^{\frac{h}{2}\hat{T}}$ and $\bar{\psi}_h^0 = e^{\frac{h}{2}\hat{V}_c} e^{h\hat{T}} e^{\frac{h}{2}\hat{V}_c}$, respectively. Consequently, the recursion for the respective surrogate Hamiltonian is identical to equation (A8), except that

$$\tilde{H}_0 = T + V_c - \frac{h^2}{24} \{\{V_c, T\}, T\} + \frac{h^2}{12} \{\{T, V_c\}, V_c\} + \mathcal{O}(h^4) \quad \text{for } \psi^{[\text{BDK}]^2} \text{ and} \quad (\text{A16})$$

$$\tilde{H}_0 = T + V_c + \frac{h^2}{12} \{\{V_c, T\}, T\} - \frac{h^2}{24} \{\{T, V_c\}, V_c\} + \mathcal{O}(h^4) \quad \text{for } \psi^{[\text{BKD}]^2}. \quad (\text{A17})$$

With the ansatz $\tilde{H}_n = T + V_c + \bar{V}_n + h^2 E_n + \mathcal{O}(h^4)$, we obtain from equation (A9)

$$E_n - E_{n-1} = \frac{1}{24} \{\{T, V_n\}, \bar{V}_{n-1}\} + \frac{1}{24} \{\{T, V_n\}, V_c\} + \mathcal{O}(h^2) \quad (\text{A18})$$

and therefore

$$\tilde{H}^{[\text{BDK}]^2} = \tilde{H}_K = T + V - \frac{h^2}{24} \{\{V_c, T\}, T\} + \frac{h^2}{24} \{\{T, V_s\}, V_c\} + \frac{h^2}{12} \{\{T, V_c\}, V_c\} + \frac{h^2}{48} \{\{T, V_s\}, V_s\}_3 + \mathcal{O}(h^4), \quad (\text{A19})$$

$$\tilde{H}^{[\text{BKD}]^2} = \tilde{H}_K = T + V + \frac{h^2}{12} \{\{V_c, T\}, T\} + \frac{h^2}{24} \{\{T, V_s\}, V_c\} - \frac{h^2}{24} \{\{T, V_c\}, V_c\} + \frac{h^2}{48} \{\{T, V_s\}, V_s\}_3 + \mathcal{O}(h^4). \quad (\text{A20})$$

The error Hamiltonian (36d) for the integrator (35d) follows directly from that of the integrator (27b) derived in equation (A13) above and equation (A3) to account for the maps $e^{\frac{h}{2}\hat{V}_c}$ at the beginning and end.

The map (35c) can be written

$$\psi_h^{[\text{DKB}]^2} = e^{\frac{h}{2}\hat{T}} e^{\frac{h}{2}\hat{V}_c} e^{-\frac{h}{2}\hat{T}} \psi_h^{[\text{DB}]^2} e^{-\frac{h}{2}\hat{T}} e^{\frac{h}{2}\hat{V}_c} e^{\frac{h}{2}\hat{T}}, \quad (\text{A21})$$

when threefold application of equation (A3) starting from $\tilde{H}^{[\text{DB}]^2}$ gives the error Hamiltonian reported in equation (36c).

A3 Error Hamiltonian for the integrator of section 4.2

The map (37) differs from

$$\psi_h^{[\text{KBDK}]^2} = e^{\frac{h}{6}\hat{V}_c} \phi_{h/2}^s e^{\frac{2h}{3}\hat{V}_c} \phi_{h/2}^{\dagger s} e^{\frac{h}{6}\hat{V}_c} = e^{\frac{h}{6}\hat{V}_c} \psi_{h/2}^{W_s} e^{\frac{h}{2}\hat{T}} e^{\frac{2h}{3}\hat{V}_c} e^{\frac{h}{2}\hat{T}} \psi_{h/2}^{\dagger W_s} e^{\frac{h}{6}\hat{V}_c}, \quad (\text{A22})$$

only in the order of binary kicks, because of equation (A14). We rewrite the map (A22) recursively as

$$e^{\frac{h}{6}\hat{V}_c} \bar{\psi}_h^K e^{\frac{h}{6}\hat{V}_c}, \quad \bar{\psi}_h^n = e^{\frac{h}{2}(\hat{V}_n + \hat{T})} e^{-\frac{h}{2}\hat{T}} \bar{\psi}_h^{n-1} e^{-\frac{h}{2}\hat{T}} e^{\frac{h}{2}(\hat{V}_n + \hat{T})}, \quad \bar{\psi}_h^0 = e^{\frac{h}{2}\hat{T}} e^{\frac{2h}{3}\hat{V}_c} e^{\frac{h}{2}\hat{T}} \quad (\text{A23})$$

where again $V_n \equiv V_{i_n, j_n}$ for $(i_n, j_n) \in \mathcal{S}$. The recursion relation for $\bar{\psi}_h^n$ defined in (A23) only differs from that of equation (A6) by the starting point. Consequently, the recursion for its surrogate Hamiltonian is identical to equation (A8), but with

$$\tilde{H}_0 = T + \frac{2}{3} V_c - \frac{h^2}{36} \{\{V_c, T\}, T\} + \frac{h^2}{27} \{\{T, V_c\}, V_c\} + \mathcal{O}(h^4). \quad (\text{A24})$$

With the ansatz $\tilde{H}_n = T + \frac{2}{3} V_c + \bar{V}_n + h^2 E_n + \mathcal{O}(h^4)$, we obtain from equation (A9)

$$E_n - E_{n-1} = \frac{1}{36} \{\{T, V_n\}, V_c\} + \frac{1}{24} \{\{T, V_n\}, \bar{V}_{n-1}\} + \mathcal{O}(h^2) \quad (\text{A25})$$

and therefore

$$\tilde{H}_K = T + V_s + \frac{2}{3}V_c - \frac{h^2}{36}\{\{V_c, T\}, T\} + \frac{h^2}{27}\{\{T, V_c\}, V_c\} + \frac{h^2}{36}\{\{T, V_s\}, V_c\} + \frac{h^2}{24}\sum_{n=1}^K\{\{T, V_n\}, \bar{V}_{n-1}\} + \mathcal{O}(h^4) \quad (\text{A26})$$

Finally, the surrogate and error Hamiltonian of the complete map (A22) follows from one last application of equation (A3) to account for the maps $e^{\frac{h}{6}V_c}$ at begin and end

$$H_{\text{err}}^{[\text{KBDBK}]^2} = \frac{h^2}{48}\{\{T, V_s\}, V_s\}_3 + \frac{h^2}{72}\{\{T, V_c\}, V_c\} + \mathcal{O}(h^4), \quad (\text{A27})$$

in particular the mixed term $\{\{T, V_s\}, V_c\}$ does not appear. Since at second order $H_{\text{err}}^{[\text{KBDBK}]^2}$ does not depend on the order of binary kicks, $H_{\text{err}}^{[\text{KDBK}]^2} = H_{\text{err}}^{[\text{KBDBK}]^2} + \mathcal{O}(h^4)$.

APPENDIX B: FOURTH-ORDER ERROR HAMILTONIANS

The Campbell-Baker-Hausdorff formula (4) up to order five reads

$$\log(e^X e^Y) = X + Y + \frac{1}{2}[XY] + \frac{1}{12}([X^2Y] + [Y^2X]) - \frac{1}{24}[YX^2Y] - \frac{1}{720}([X^4Y] + [Y^4X]) + \frac{1}{360}([XY^3X] + [YX^3Y]) + \frac{1}{120}([XYXYX] + [YXYXY]) \dots, \quad (\text{B1})$$

where we have used a compact bracket notation, e.g. $[XY^3X] = [X, Y, Y, Y, X] = [X, [Y, [Y, [Y, X]]]]$. With this, we can extend equations (A1) and (A3) to fourth order:

$$\log(e^{\frac{1}{2}X} e^Y e^{\frac{1}{2}X}) = X + Y - \frac{1}{24}[X^2Y] + \frac{1}{12}[Y^2X] + \frac{7}{5760}[X^4Y] - \frac{1}{720}[Y^4X] + \frac{1}{360}[YX^3Y] + \frac{1}{360}[XY^3X] + \frac{1}{120}[YXYXY] - \frac{1}{480}[XYXYX] \dots, \quad (\text{B2})$$

$$\tilde{H} = A + B + \frac{1}{12}h^2\{AB^2\} - \frac{1}{24}h^2\{BA^2\} + \frac{7}{5760}h^4\{BA^4\} - \frac{1}{720}h^4\{AB^4\} + \frac{1}{360}h^4\{AB^3A\} + \frac{1}{360}h^4\{BA^3B\} - \frac{1}{480}h^4\{ABABA\} + \frac{1}{120}h^4\{BABAB\} + \mathcal{O}(h^6) \quad (\text{B3})$$

(e.g. Yoshida 1990, equation 3.2; Hairer et al. 2006, equation 4.15), using the compact notation also for Poisson brackets. With this relation we can compute the error Hamiltonian of any self-adjoint composite symplectic map to fourth order.

B1 The fourth-order error terms

Note that the nested Poisson brackets $\{TV^4\}$ and $\{TV^3T\}$ vanish (regardless of their coefficients). The remaining fourth-order error terms can be split into contributions from two-, three-, and four-body encounters: $\{VT^3V\} = \{VT^3V\}_2 + \{VT^3V\}_3$, $\{TVT VT\} = \{TVT VT\}_2 + \{TVT VT\}_3$, and $\{VT VT V\} = \{VT VT V\}_2 + \{VT VT V\}_3 + \{VT VT V\}_4$. Using the notation $V_n \equiv V_{n,n}$ from Appendix A1, we have

$$\{VT^3V\}_2 = \sum_n \{V_n T^3 V_n\}, \quad (\text{B4a})$$

$$\{VT^3V\}_3 = \sum_n \sum_{k \neq n} \{V_n T^3 V_k\}, \quad (\text{B4b})$$

$$\{TVT VT\}_2 = \sum_n \{TV_n T V_n T\}, \quad (\text{B4c})$$

$$\{TVT VT\}_3 = \sum_n \sum_{k \neq n} \{TV_n T V_k T\}, \quad (\text{B4d})$$

$$\{VT VT V\}_2 = \sum_n \{V_n T V_n T V_n\}, \quad (\text{B4e})$$

$$\{VT VT V\}_3 = \sum_n \sum_{k \neq n} \{V_n T V_n T V_k\} + 2\{V_n T V_k T V_k\}, \quad (\text{B4f})$$

$$\{VT VT V\}_4 = \sum_n \sum_{k \neq n} \sum_{l \neq n, k} \{V_n T V_k T V_l\}, \quad (\text{B4g})$$

where we have used $\{V_n T V_k\} = \{V_k T V_n\}$. These error terms can be constructed from the following elementary terms, ordered by the number of particles contributing (all indices are distinct).

$$\{V_{ij} T^4\} = -3 \frac{G m_i m_j}{r_{ij}^9} \left[35(\mathbf{v}_{ij} \cdot \mathbf{x}_{ij})^4 - 30r_{ij}^2 v_{ij}^2 (\mathbf{v}_{ij} \cdot \mathbf{x}_{ij})^2 + 3r_{ij}^4 v_{ij}^4 \right], \quad (\text{B5a})$$

$$\{V_{ij} T^3 V_{ij}\} = -9 \frac{G^2 m_i m_j (m_i + m_j)}{r_{ij}^8} \left[3(\mathbf{v}_{ij} \cdot \mathbf{x}_{ij})^2 - r_{ij}^2 v_{ij}^2 \right], \quad (\text{B5b})$$

$$\{TV_{ij} T V_{ij} T\} = 4 \frac{G^2 m_i m_j (m_i + m_j)}{r_{ij}^8} \left[6(\mathbf{v}_{ij} \cdot \mathbf{x}_{ij})^2 - r_{ij}^2 v_{ij}^2 \right], \quad (\text{B5c})$$

$$\{V_{ij} T V_{ij} T V_{ij}\} = -4 \frac{G^3 m_i m_j (m_i + m_j)^2}{r_{ij}^7}; \quad (\text{B5d})$$

$$\{V_{ij}T^3V_{ik}\} = -9\frac{G^2m_i m_j m_k}{r_{ij}^7 r_{ik}^3} \left[(\mathbf{x}_{ij} \cdot \mathbf{x}_{ik}) [5(\mathbf{v}_{ij} \cdot \mathbf{x}_{ij})^2 - r_{ij}^2 v_{ij}^2] - 2r_{ij}^2 (\mathbf{x}_{ij} \cdot \mathbf{v}_{ij})(\mathbf{x}_{ik} \cdot \mathbf{v}_{ij}) \right], \quad (\text{B6a})$$

$$\begin{aligned} \{TV_{ij}TV_{ik}T\} &= 6\frac{G^2m_i m_j m_k}{r_{ij}^7 r_{ik}^3} \left[5(\mathbf{x}_{ij} \cdot \mathbf{v}_{ij})^2 (\mathbf{x}_{ij} \cdot \mathbf{x}_{ik}) - 2r_{ij}^2 (\mathbf{x}_{ij} \cdot \mathbf{v}_{ij})(\mathbf{x}_{ik} \cdot \mathbf{v}_{ij}) - r_{ij}^2 v_{ij}^2 (\mathbf{x}_{ij} \cdot \mathbf{x}_{ik}) \right], \\ &+ 2\frac{G^2m_i m_j m_k}{r_{ij}^5 r_{ik}^5} \left[9(\mathbf{x}_{ij} \cdot \mathbf{v}_{ij})(\mathbf{x}_{ik} \cdot \mathbf{v}_{ik})(\mathbf{x}_{ij} \cdot \mathbf{x}_{ik}) - 3r_{ij}^2 (\mathbf{x}_{ik} \cdot \mathbf{v}_{ij})(\mathbf{x}_{ik} \cdot \mathbf{v}_{ik}) - 3r_{ik}^2 (\mathbf{x}_{ij} \cdot \mathbf{v}_{ij})(\mathbf{x}_{ij} \cdot \mathbf{v}_{ik}) + r_{ij}^2 r_{ik}^2 (\mathbf{v}_{ij} \cdot \mathbf{v}_{ik}) \right], \end{aligned} \quad (\text{B6b})$$

$$\{V_{ij}TV_{ij}TV_{ik}\} = -4\frac{G^3m_i m_j m_k (m_i + m_j)}{r_{ij}^6 r_{ik}^3} (\mathbf{x}_{ij} \cdot \mathbf{x}_{ik}), \quad (\text{B6c})$$

$$\{V_{ij}TV_{ik}TV_{ij}\} = -2\frac{G^3m_i m_j m_k (m_i + m_j)}{r_{ij}^6 r_{ik}^3} (\mathbf{x}_{ij} \cdot \mathbf{x}_{ik}) - \frac{G^3m_i m_j^2 m_k}{r_{ij}^6 r_{ik}^5} \left[3(\mathbf{x}_{ij} \cdot \mathbf{x}_{ik})^2 - r_{ij}^2 r_{ik}^2 \right], \quad (\text{B6d})$$

$$\{V_{ij}TV_{ik}TV_{ik}\} = -2\frac{G^3m_i m_j m_k (m_i + m_k)}{r_{ij}^6 r_{ik}^6} (\mathbf{x}_{ij} \cdot \mathbf{x}_{ik}) - \frac{G^3m_i m_j m_k^2}{r_{ij}^5 r_{ik}^6} \left[3(\mathbf{x}_{ij} \cdot \mathbf{x}_{ik})^2 - r_{ij}^2 r_{ik}^2 \right]; \quad (\text{B6e})$$

$$\{V_{ij}TV_{ik}TV_{jk}\} = \frac{G^3m_i m_j m_k^2}{r_{ij}^5 r_{ik}^3 r_{jk}^3} \left[3(\mathbf{x}_{ij} \cdot \mathbf{x}_{ik})(\mathbf{x}_{ij} \cdot \mathbf{x}_{jk}) - r_{ij}^2 (\mathbf{x}_{ik} \cdot \mathbf{x}_{jk}) \right] - \frac{G^3m_i m_j^2 m_k}{r_{ij}^3 r_{ik}^5 r_{jk}^3} \left[3(\mathbf{x}_{ij} \cdot \mathbf{x}_{ik})(\mathbf{x}_{ik} \cdot \mathbf{x}_{jk}) - r_{ik}^2 (\mathbf{x}_{ij} \cdot \mathbf{x}_{jk}) \right], \quad (\text{B7a})$$

$$\{V_{ij}TV_{ik}TV_{il}\} = -\frac{G^3m_i m_j m_k m_l}{r_{ij}^5 r_{ik}^5 r_{il}^3} \left[3([r_{ik}^2 \mathbf{x}_{ij} + r_{ij}^2 \mathbf{x}_{ik}] \cdot \mathbf{x}_{il})(\mathbf{x}_{ij} \cdot \mathbf{x}_{ik}) - r_{ij}^2 r_{ik}^2 ([\mathbf{x}_{ik} + \mathbf{x}_{ij}] \cdot \mathbf{x}_{il}) \right], \quad (\text{B7b})$$

$$\{V_{ij}TV_{ik}TV_{jl}\} = \frac{G^3m_i m_j m_k m_l}{r_{ij}^5 r_{ik}^3 r_{jl}^3} \left[3(\mathbf{x}_{ij} \cdot \mathbf{x}_{ik})(\mathbf{x}_{ij} \cdot \mathbf{x}_{jl}) - r_{ij}^2 (\mathbf{x}_{ik} \cdot \mathbf{x}_{jl}) \right]. \quad (\text{B7c})$$

The three-body-encounter terms originating from Poisson brackets with just two V components, (B6a) and (B6b), depend on the particle masses just through the product, while the distance of the first particle pair in each Poisson bracket tends to be more important. In case of the Poisson brackets with three V components, for the three-body-encounter terms (B6c), (B6d), and (B6e) the masses and distance of the particle pair that appears twice are more important.

B2 The Leapfrog integrator

For the kick-drift-kick and drift-kick-drift leapfrog integrators, we obtain immediately from equation (B3)

$$H_{\text{err}}^{\text{[KD]}} = -\frac{h^2}{24}\{TV^2\} + \frac{h^2}{12}\{VT^2\} - \frac{h^4}{720}\{VT^4\} + \frac{h^4}{120}\{TVTVT\} + \frac{h^4}{360}\{VT^3V\} - \frac{h^4}{480}\{VTVTV\} + \mathcal{O}(h^6), \quad (\text{B8})$$

$$H_{\text{err}}^{\text{[DK]}} = \frac{h^2}{12}\{TV^2\} - \frac{h^2}{24}\{VT^2\} + \frac{7h^4}{5760}\{VT^4\} - \frac{h^4}{480}\{TVTVT\} + \frac{h^4}{360}\{VT^3V\} + \frac{h^4}{120}\{VTVTV\} + \mathcal{O}(h^6). \quad (\text{B9})$$

B3 The fourth-order extensions of the method of Hernandez & Bertschinger

The error Hamiltonian of the method (30) presented in section 3.2 differs from that of the original method of Hernandez & Bertschinger only by the additional terms arising from the correction maps. As in appendix A1 before, we consider the first pair to be the innermost in the recursive formulation of the integrator. Thus, we actually analyse the map $[\text{KBDK}]_4^2$ rather than $[\text{KDBK}]_4^2$. The fourth-order version of equation (A9) can be calculated from equation (B3) as

$$\begin{aligned} \tilde{H}_n &= T + W_{n-1} + V_n + \frac{h^2}{24}\{TV_n W_{n-1}\} - \frac{h^4}{17280}\{V_n T^3 W_{n-1}\} - \frac{h^4}{2160}\{W_{n-1} T^3 V_n\} \\ &- \frac{h^4}{1440}\{TV_n T W_{n-1} T\} + \frac{h^4}{1920}\{V_n T V_n T W_{n-1}\} + \frac{h^4}{5760}\{V_n T W_{n-1} T V_n\} + \frac{h^4}{360}\{V_n T W_{n-1} T W_{n-1}\} - \frac{h^4}{480}\{W_{n-1} T W_{n-1} T V_n\} + \mathcal{O}(h^6). \end{aligned} \quad (\text{B10})$$

Analogously to the analysis in Appendix A1, we write the surrogate Hamiltonian of the intermediate maps \tilde{V}^n as

$$\tilde{H}_n = T + \tilde{V}_n + h^2 E_{2,n} + h^4 E_{4,n} + \mathcal{O}(h^6). \quad (\text{B11})$$

The second-order term $E_{2,n}$ has contributions from the second-order error (A11) and the correction map $e^{(\alpha-1)\frac{h^2}{48}\hat{G}}$, i.e.

$$E_{2,n} = \frac{1}{24} \sum_{k < n} \sum_{l < k} \{TV_k V_l\} + \frac{\alpha-1}{24} \sum_k \sum_{l < k} \{TV_k V_l\}, \quad (\text{B12})$$

which satisfies $\partial E_{2,n} / \partial \mathbf{p}_i = 0$, and hence commutes with any potential. This contributes a second-order error

$$h^2 E_{2,K} = \frac{\alpha h^2}{24} \sum_n \sum_{k < n} \{TV_n V_k\} = \frac{\alpha h^2}{48} \{TVV\}_3. \quad (\text{B13})$$

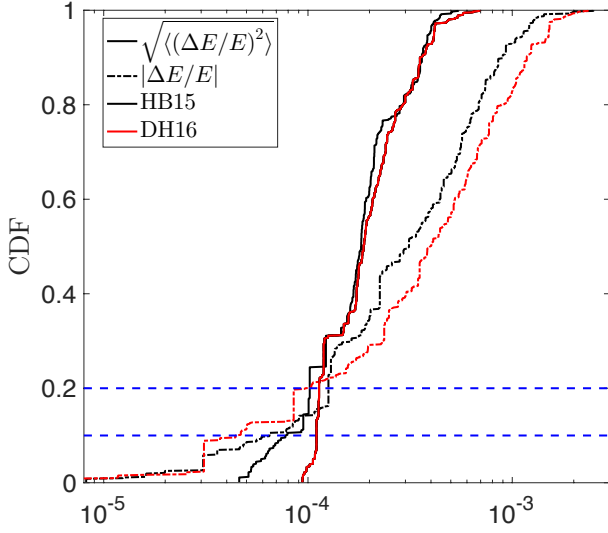


Figure B1. Error distribution for HB15 ($=[\text{DB}]^2$) and its fourth-order accurate extension DH16 ($=[\text{DB}]_4^2$ (30) with $\alpha = 0$), for all 720 pair orderings of the hierarchical quadruple problem described in the text. The distribution of rms energy errors is much narrower than that of absolute errors, indicating that the tail of low energy errors is mostly due to chance agreements of the final with the initial total energy. A Kolmogorov-Smirnov analysis suggests a significant difference between the CDFs from the two integrators.

The increment of the fourth-order error terms resulting from $W_n = E_{2,n}$ in equation (B10) is

$$(E_{4,n} - E_{4,n-1})_{[3]} = \frac{1}{24} \{TV_n E_{2,n-1}\} = \frac{1}{576} \sum_{k < n} \sum_{l < k} \{V_k T V_l T V_n\} + \frac{\alpha - 1}{576} \sum_k \sum_{l < k} \{V_k T V_l T V_n\}. \quad (\text{B14})$$

The resulting contribution to the fourth-order error Hamiltonian follows as

$$\begin{aligned} h^4 E_{4,K[3]} &= \frac{h^4}{576} \sum_n \sum_{k < n} \sum_{l < k} \{V_k T V_l T V_n\} + \frac{(\alpha - 1)h^4}{576} \sum_n \sum_k \sum_{l < k} \{V_k T V_l T V_n\} \\ &= \frac{h^4}{576} \sum_n \sum_{k < n} \sum_{l < k} \{V_k T V_l T V_n\} + \frac{(\alpha - 1)h^4}{576} \sum_n \sum_{k \neq n} \{V_n T V_k T V_k\} + \frac{(\alpha - 1)h^4}{1152} \{VTVTV\}_4, \end{aligned} \quad (\text{B15})$$

where we have re-arranged the sums (as well as re-labeled the indices and exploited $\{V_k T V_n\} = \{V_n T V_k\}$) in order to separate contributions from three- and four-body encounters (we address the overlap between the first two terms later). The correction terms at the beginning and end contribute second- and fourth-order errors (using equation (B3) with $A = \alpha h^3 \sum_n \sum_{k < n} \{T V_n V_k\}/48$ and $B = T + V$)

$$\begin{aligned} &-\frac{\alpha h^2}{24} \sum_k \sum_{l < k} \{T V_k V_l\} + \frac{\alpha h^4}{288} \sum_k \sum_{l < k} \{T V_k V_l (T + V)(T + V)\} \\ &= -\frac{\alpha h^2}{48} \{T V V\}_3 + \frac{\alpha h^4}{288} \sum_n \sum_{k < n} \{T V_n T V_k T\} - \frac{\alpha h^4}{288} \sum_n \sum_{k \neq n} \{V_n T V_k T V_k\} - \frac{\alpha h^4}{576} \{VTVTV\}_4 \end{aligned} \quad (\text{B16})$$

and the combined contributions to the error Hamiltonian from the terms (B13), (B15), and (B16) is

$$\frac{h^4}{576} \sum_n \sum_{k < n} \sum_{l < k} \{V_k T V_l T V_n\} - \frac{(\alpha + 1)h^4}{576} \sum_n \sum_{k \neq n} \{V_n T V_k T V_k\} - \frac{(\alpha + 1)h^4}{1152} \{VTVTV\}_4 + \frac{\alpha h^4}{288} \sum_n \sum_{k < n} \{T V_n T V_k T\}, \quad (\text{B17})$$

in particular, the second-order error vanishes (by construction).

The contributions to $E_{4,n} - E_{4,n-1}$ from the fifth-order terms in equation (B10) are

$$\begin{aligned} (E_{4,n} - E_{4,n-1})_{[5]} &= -\frac{1}{17280} \{V_n T^3 \bar{V}_{n-1}\} - \frac{1}{2160} \{\bar{V}_{n-1} T^3 V_n\} - \frac{1}{1440} \{T V_n T \bar{V}_{n-1} T\} \\ &\quad + \frac{1}{1920} \{V_n T V_n T \bar{V}_{n-1}\} + \frac{1}{5760} \{V_n T \bar{V}_{n-1} T V_n\} + \frac{1}{360} \{V_n T \bar{V}_{n-1} T \bar{V}_{n-1}\} - \frac{1}{480} \{\bar{V}_{n-1} T \bar{V}_{n-1} T V_n\}, \end{aligned} \quad (\text{B18})$$

which contributes

$$\begin{aligned} h^4 E_{4,K} &= -\frac{h^4}{17280} \sum_n \sum_{k < n} \{V_n T^3 V_k\} - \frac{h^4}{2160} \sum_n \sum_{k < n} \{V_k T^3 V_n\} - \frac{h^4}{1440} \sum_n \sum_{k < n} \{T V_n T V_k T\} \\ &\quad + \frac{h^4}{1920} \sum_n \sum_{k < n} \{V_n T V_n T V_k\} + \frac{h^4}{5760} \sum_n \sum_{k < n} \{V_n T V_k T V_n\} + \frac{h^4}{360} \sum_n \sum_{k < n} \sum_{l < n} \{V_n T V_k T V_l\} - \frac{h^4}{480} \sum_n \sum_{k < n} \sum_{l < n} \{V_l T V_k T V_n\} \end{aligned} \quad (\text{B19})$$

to the error Hamiltonian. The total error Hamiltonian is the sum of (B17) and (B19).

In principle, equations (B17) and (B19) in conjunction with equations (B6) and (B7) express the dependence of the error Hamiltonian on the order in which the binary kicks are applied. However, it appears beyond human reasoning to obtain much useful insight from these equations. Therefore, we now explore the effect of the order of binary kicks by numerical experiments.

To this end, a simple problem with widely separated V_{ij} seems useful. We choose an equal-mass, co-planar, co-rotating, aligned, symmetric, hierarchical quadruple system. The outer equal-mass binary has $e = 0.5$ and is initially at apo-centre. Each of its components is in turn

an equal mass tighter binary with 100 times smaller semi-major axis and $e = 0.9$, one starting from peri-centre, the other from apo-centre (to break degeneracies in the pair potentials). All three binaries are co-planar, co-aligned (the eccentricity vectors point in the same direction), and rotate anti-clockwise; the period ratio between inner and outer binary is $\sqrt{100^3/2} \approx 707$. We integrate this system using map (30) with $\alpha = 0$ for half the period of the outer binary using steps equal to 0.14 times the inner binary period. The energy error is bounded in time if h is small enough.

We perform a separate integration for each of the $6! = 720$ possible orders of the particle pairs and measure the accumulated energy error at the end of each integration and the rms energy error over the course of the integration. Fig. B1 shows the resulting cumulative distribution functions (CDFs) together with the equivalent results for the integrator HB15 ($=[\text{DB}]^2$). The horizontal dashed blue lines separate the 10th and 20th percentiles of the CDFs. The rms errors show less variation and thus have smaller tails in their CDFs. According to our analysis, the ordering does not affect the second-order error terms of HB15, but only its fourth-order errors. For a range of h , the magnitude of the errors of the two methods is similar because for this particular problem HB15 behaves similar to a fourth-order method, most likely because three-body encounters (which are solely responsible for the second-order error of HB15) contribute negligibly to the overall error which instead is dominated by four-body encounters (which contribute only at fourth and higher orders).

We expect the underlying error distributions of the solid lines to be different. A two-sample KS test supports this expectation and rejects the null hypothesis that the underlying distributions are the same at the 0.1% level. The same statements hold for the dashed lines. The dashed lines show the spread in errors is larger for DH16, but this relative spread disappears in the solid lines. We ask whether there is a pattern to the orderings corresponding to the low error tail of the dashed red curve: we did not find such a pattern. We investigated whether the two tight pairs are in a preferential location in the orderings in the best 10% of the CDF: are the tight pairs usually adjacent, separated, or at the beginning. The answer to all these questions is no.

APPENDIX C: IMPLEMENTATION DETAILS

C1 The force gradient terms

The map $e^{-h^3\hat{G}}$ requires a second loop over all particles pairs. After the ordinary accelerations due to V ,

$$\mathbf{a}_i = -\frac{1}{m_i} \frac{\partial V}{\partial \mathbf{x}_i} = -\sum_{j \neq i} \frac{Gm_j}{r_{ij}^3} \mathbf{x}_{ij}, \quad (\text{C1})$$

are computed in a first loop, the accelerations due to

$$G = \{T, V, V\} = \sum_i \frac{1}{m_i} \frac{\partial V}{\partial \mathbf{x}_i} \cdot \frac{\partial V}{\partial \mathbf{x}_i} = \sum_i m_i \mathbf{a}_i^2 = -\sum_{i < j} \frac{Gm_i m_j}{r_{ij}^3} \mathbf{x}_{ij} \cdot \mathbf{a}_{ij} \quad \text{with} \quad \mathbf{a}_{ij} \equiv \mathbf{a}_i - \mathbf{a}_j \quad (\text{C2})$$

can be computed in a second loop as

$$\mathbf{g}_i = -\frac{1}{m_i} \frac{\partial G}{\partial \mathbf{x}_i} = 2 \sum_{j \neq i} \frac{Gm_j}{r_{ij}^5} [\mathbf{a}_{ij} r_{ij}^2 - 3\mathbf{x}_{ij} (\mathbf{a}_{ij} \cdot \mathbf{x}_{ij})]. \quad (\text{C3})$$

The accelerations required for the map $e^{-h^3\hat{G}_s}$ and generated by the term

$$G_s = \{T, V, V\}_3 = -\sum_{i < j} \frac{Gm_i m_j}{r_{ij}^3} \mathbf{x}_{ij} \cdot \tilde{\mathbf{a}}_{ij} \quad \text{with} \quad \tilde{\mathbf{a}}_{ij} \equiv \mathbf{a}_{ij} + \frac{G(m_i + m_j)}{r_{ij}^3} \mathbf{x}_{ij} \quad (\text{C4})$$

are calculated in a similar way as

$$\tilde{\mathbf{g}}_i = -\frac{1}{m_i} \frac{\partial G_s}{\partial \mathbf{x}_i} = 2 \sum_{j \neq i} \frac{Gm_j}{r_{ij}^5} [\tilde{\mathbf{a}}_{ij} r_{ij}^2 - 3\mathbf{x}_{ij} (\tilde{\mathbf{a}}_{ij} \cdot \mathbf{x}_{ij})]. \quad (\text{C5})$$

Note that $\tilde{\mathbf{a}}_{ij}$ is the difference between the accelerations of particles i and j and due to all other particles, while \mathbf{a}_{ij} includes their mutual attraction. The accelerations generated by G_s and G_c defined in equation (39) are computed analogously, except that only pair-wise interactions contained in, respectively, sets \mathcal{S} and \mathcal{S}^c are considered.

C2 Efficient calculation and parallelisation of binary kicks

The fact that the composite map ψ^W requires exactly the reverse order of binary kicks as its adjoint $\psi^{\dagger W}$ renders their efficient implementation non-trivial. Fortunately, these maps are unaffected by a re-ordering which preserves for each particle the order of its binary-kick interactions. In particular, two individual maps $\psi^{W_{ij}}$ and $\psi^{W_{kl}}$ are *mutually independent* and can be swapped or even computed simultaneously if all four indices differ. For sufficiently large N , this freedom allows synchronous execution of binary kicks, which can be implemented by computational parallelism on all levels, including vectorisation.

For vectorisation, we use a Kepler solver without branches (except one to ensure $0 \leq h < P$ for elliptic orbits)⁶. Most contemporary CPUs

⁶ The Kepler solver is a modification of one published online as part of another project, whose author obtained it elsewhere on the internet but lost track of its origin. It is based on solving Kepler's equation in universal variables in way that is independent of the nature of the orbit (elliptic, parabolic, or hyperbolic).

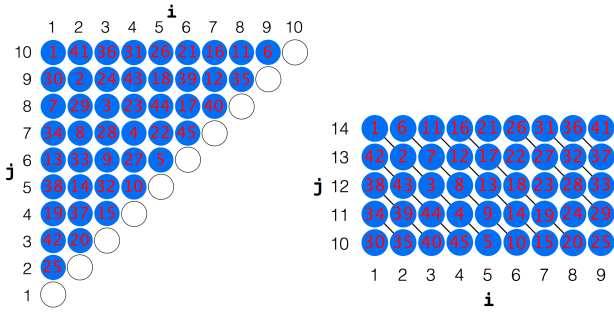


Figure C1. Vectorisation of binary kicks must avoid mutually dependent interactions within the same vector. **Left:** the $N(N-1)/2$ interactions (blue discs) between N ($=10$ in this example) particles are vectorised in the order indicated in red (obtained by the round-robin method, see text) or its reverse for the adjoint map, and requires vector size $n_{\text{vec}} \leq \lfloor N/2 \rfloor$. **Right:** the $N \times M$ interactions between two distinct particle sets are most easily vectorised using a diagonal periodic pattern with vector size $n_{\text{vec}} \leq \min(N, M)$.

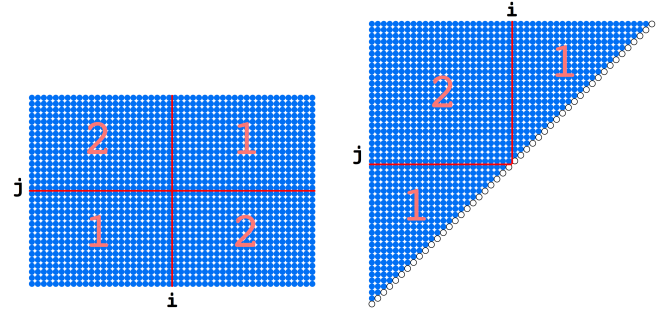


Figure C2. Computation of binary kicks via task-based recursive parallelism. **Left:** the task of all interactions between two distinct particle sets is divided, by halving each set, and executed in two stages (as indicated) of two mutually independent sub-tasks, which can be done in parallel. **Right:** the task of all interactions between a set of particles is divided by halving the set. The sub-tasks of interactions within each half are done in parallel first, before the interactions between the two halves are done in a second stage.

support vectors of size $n_{\text{vec}} = 4$ for double-precision arithmetic, implying that n_{vec} Kepler problems can be solved synchronously. An efficient way to vectorise the map ψ^W for N particles with $K = N(N-1)/2$ interactions (for the algorithms 27 and 30) is similar to a round robin sports tournament, where each team plays each other team exactly once. This requires $K/\lfloor N/2 \rfloor$ rounds with $\lfloor N/2 \rfloor$ interactions. As long as $n_{\text{vec}} \leq \lfloor N/2 \rfloor$, all K interactions can be computed with $\lceil K/n_{\text{vec}} \rceil$ calls to the vectorised Kepler solver, see also Fig. C1.

Multi-threaded hardware can be exploited by task-based recursive parallelism using the divide-and-conquer paradigm as explained in Fig. C2. To ensure that the order of binary kicks is unaffected by whether or not an interaction task is executed serially or in parallel, the recursive task-based algorithm must also be used with the serial execution down to tasks too small to be split. For the adjoint map, the orders of parallelisation stages and vectorised loops (see Figs. C1 and C2) are simply reversed. Remarkably, the requirement of a deterministic order of interactions for each particle renders our parallel implementation deterministic like serial computer programs.

The required ordering of binary-kick interactions implies a rather complex memory access pattern, which in turn hampers computational efficiency as the run-time environment must maintain cache coherence. Despite this, our implementation, TRITON, achieves good performance and reasonable scalability (strong scaling of 0.72 for 16 cores and $N = 1024$). For the $[\text{DB}]^2$ simulation reported in Fig. 5, TRITON required 13.2 hours on 16 cores or 41 hours on 4 cores, about half of the 3 days reported by Gonçalves Ferrari et al. (2014) for their code SAKURA (also running on 4 cores with very similar CPU), which also uses a Kepler solver for each particle pair, but only once per time step. Thus, per call to the Kepler solver, TRITON is almost four times faster than SAKURA, reflecting the fact that TRITON is vectorised while SAKURA is not.