

A neutrino mixing model based on an $A_4 \times Z_3 \times Z_4$ flavour symmetry

Nguyen Anh Ky^{1-3,*}, Phi Quang Văn^{2,†} and Nguyen Thi Hong Vàn^{2‡}

¹*Duy Tan university,
K7/25 Quang Trung street,
Hai Chau, Da Nang, Viet Nam.*

²*Mathematical and high energy physics group,
Institute of physics,
Vietnam academy of science and technology (VAST),
10 Dao Tan, Ba Dinh, Hanoi, Viet Nam.*

³*Laboratory of high energy physics and cosmology,
Faculty of physics,
VNU university of science,
334 Nguyen Trai, Thanh Xuan, Hanoi, Viet Nam.*

(Dated: October 4, 2016)

A model of a neutrino mixing with an $A_4 \times Z_3 \times Z_4$ flavour symmetry is suggested. In addition to the standard model fields, the present model contains six new fields which transform under different representations of $A_4 \times Z_3 \times Z_4$. The model is constructed to slightly deviate from a tri-bi-maximal model in agreement with the current experimental data, thus, all analysis can be done in the base of the perturbation method. Within this model, as an application, a relation between the mixing angles ($\theta_{12}, \theta_{23}, \theta_{13}$) and the Dirac CP-violation phase (δ_{CP}) is established. This relation allows a prediction of δ_{CP} and the Jarlskog parameter (J_{CP}). The predicted value δ_{CP} is in the 1σ region of the global fit for both the normal- and inverse neutrino mass ordering and gives J_{CP} to be within the bound $|J_{CP}| \leq 0.04$. For an illustration, the model is checked numerically and gives values of the neutrino masses (of the order of 0.1 eV) and the mixing angle θ_{13} (about 9°) very close to the current experimental data.

PACS numbers: 12.10.Dm, 12.60.Fr, 14.60.Pq, 14.60.St.

I. INTRODUCTION

After the discovery of the Higgs boson, called also Brout-Englert-Higgs (BEH) boson, [1, 2] by the LHC collaborations ATLAS and CMS (for a review, see, for example, [3]), the particle content of the standard model (SM) seems to be completely confirmed by the experiment. The SM is an excellent model of elementary particles and their interactions as it can explain and predict many phenomena, at least until the energy scale around the top quark mass. However, there are open problems which cannot be solved within the SM and thus call for modifying or extending the latter. The problem of neutrino masses and mixings [4–9] is among such problems beyond the SM. This problem is important for not only particle physics but also nuclear physics, astrophysics and cosmology, therefore, it has attracted much interest [10–14]. The neutrino mixing means that the flavour neutrinos (flavour eigenstates of neutrinos) are superpositions of massive neutrinos (mass eigenstates of neutrinos) encoded in the so-called Pontecorvo-Maki-Nakagawa-Sakata (PMNS) matrix in

terms of mixing angles θ_{ij} and a given number of phases, while in the SM the neutrinos are massless and not mixing. One of the ways trying to explain this phenomenon is to add a flavour symmetry to the gauge symmetry $SU(3)_c \otimes SU(2)_L \otimes U(1)_Y$ of the SM (see [15, 16] for a review). A popular flavour symmetry intensively investigated in literature is that described by the group A_4 (see, for instance, [16–24]) allowing to obtain a tri-bi-maximal (TBM) neutrino mixing corresponding to the mixing angles $\theta_{12} \approx 35.26^\circ$ ($\sin^2 \theta_{12} = 1/3$), $\theta_{13} = 0^\circ$ and $\theta_{23} = 45^\circ$ (see [25]). The recent experimental data such as that from T2K [26, 27], RENO [28], DOUBLE-CHOOZ [29], DAYA-BAY [30, 31] showing a non-zero mixing angle θ_{13} and a possible non-zero Dirac CP-violation (CPV) phase δ_{CP} , rejects, however, the TBM scheme [32, 33]. There have been many attempts to explain these experimental phenomena. In particular, for this purpose, various models with a discrete flavour symmetry [15, 34–36], including an A_4 flavour symmetry, have been suggested [15–24, 37–47].

In general, the models, based on A_4 flavour symmetry, have extended lepton and scalar sectors containing new fields in additions to the SM ones which now may have an A_4 symmetry structure. Therefore, besides undergoing the SM symmetry, these fields may also transform under A_4 . At the beginning, the A_4 -based models

* anhky@iop.vast.vn; anh.ky.nguyen@cern.ch

† pqvan@iop.vast.vn

‡ nhvan@iop.vast.vn

were build to describe a TBM neutrino mixing (see, for example, [18]) but later many attempts, such as those in [15–17, 19–24, 38, 39, 43–46], to find a model fitting the non-TBM phenomenology, have been made. On these models, however, are often imposed some assumptions, for example, the vacuum expectation values (VEV's) of some of the fields, especially those generating neutrino masses, have a particular alignment [40–44]. These assumptions may lead to a simpler diagonalization of a mass matrix but restrict the generality of the model. Since, according to the current experimental data, the discrepancy of a phenomenological model from a TBM model (i.e., a model in which the neutrino mixing matrix has a TBM form [25]) is quite small, we can think about a perturbation approach to building a new, realistic, model [45].

The perturbative approach has been used by several authors (see for example, [48, 49]) but their methods mostly are model-independent, that is, no model realizing the experimentally established neutrino mixing has been shown. On the other hand, most of the A_4 -based models are analyzed in a non-perturbative way. There are a few cases such as [50] where the perturbative method is applied but their approach is different from ours and their analysis, sometimes, is not precise (for example, the conditions imposed in section IV of [50] are not always possible). Besides that, in many works done so far, the neutrino mixing has been investigated with a less general vacuum structure of scalar fields.

In this paper we will introduce an A_4 flavour symmetric standard model, which can generate a neutrino mixing, deviating from the TBM scheme slightly, as requested and explained above. Since the deviation is small we can use a perturbation method in elaborating such a non-TBM neutrino mixing model. The model field content is that of the SM extended with six new fields, all are $SU(2)_L$ singlets (iso-singlets), transforming under different representations of A_4 : an A_4 triplet fermion N , two A_4 triplet scalars φ_E and φ_N , and three A_4 singlet scalars ξ , ξ' and ξ'' . In order to exclude unwanted interactions two additional symmetries, namely Z_3 and Z_4 , are imposed, and, as a result, the model is based on an $A_4 \times Z_3 \times Z_4$ flavour symmetry times the SM symmetry (see Table I for more detailed group transformations of the lepton and scalar fields in this extended model). For generality we consider a scalar sector containing all possible representations of A_4 . The presence of the fields ξ' and ξ'' guarantees a nontrivial mass matrix of the charged leptons, otherwise, the latter would become massless. The corresponding neutrino mass matrix can be developed perturbatively around a neutrino mass matrix diagonalizable by a TBM mixing matrix. As a consequence, a relation between the Dirac CPV phase δ_{CP} and the mixing angles θ_{ij} , $i, j = 1, 2, 3$ (for a three-neutrino mixing model) are established. Based on the experimental data of the mixing angles,

this relation allows us to determine δ_{CP} numerically in both normal ordering (NO) and inverse ordering (IO). It is very important as the existence of a Dirac CPV phase indicates a difference between the probabilities $P(\nu_l \rightarrow \nu_{l'})$ and $P(\bar{\nu}_l \rightarrow \bar{\nu}_{l'})$, $l \neq l'$, of the neutrino- and antineutrino transitions (oscillations) in vacuum $\nu_l \rightarrow \nu_{l'}$ and $\bar{\nu}_l \rightarrow \bar{\nu}_{l'}$, respectively, thus, a CP violation in the neutrino subsector of the lepton sector. We should note that for a three-neutrino mixing model, as considered in this paper, the mixing matrix in general has one Dirac- and two Majorana CPV phases [51] (for a more general, n -neutrino mixing, case, see [52, 53]). Since the Majorana CPV phases do not effect these transition probabilities they are not a subject of a detailed analysis here.

In the framework of the suggested model and the perturbation method our approach allows us to obtain δ_{CP} within the 1σ region of the best fit value [33]. This approach is different but our result is quite consistent with that obtained by other authors (see, for example, [54–60] and references therein). Further, knowing δ_{CP} we can determine the Jarlskog parameter (J_{CP}) measuring a CP violation. The determination of δ_{CP} and J_{CP} represents an application of the present model and, in this way, verifies the latter (of course, it is not a complete verification). A numerical test of the model gives values of the neutrino masses, the mixing angle θ_{13} and the Dirac CP-violation phase consistent with the current experimental results.

This paper has the following plan. A brief introduction to the representations of A_4 and their application to building an extended standard model will be made in the next section. Neutrino masses and mixing within this model are considered in Sect. 3 via a perturbation method. Sect. 4 is devoted to the investigation of Dirac CPV phase and Jarlskog parameter. The last section is designed for some discussions and conclusions.

II. EXTENDED STANDARD MODEL WITH AN $A_4 \times Z_3 \times Z_4$ FLAVOUR SYMMETRY

Here, we will deal with an extended SM acquiring an additional A_4 flavour symmetry. An extra $Z_3 \times Z_4$ symmetry is also introduced to constrain the model not to deviate too much from the SM. As mentioned above the flavour symmetry, in particular, that based on the group A_4 , has attracted much interest during last about ten years (see [15, 16] for a review). Let us first summarize here representations of A_4 [15, 22, 61] and then review briefly the model which will be considered.

A. Summary of representations of A_4

The group A_4 is a group of even-permutations on four objects and thus it has 12 elements ($12 = 4!/2$). This group is also called the tetrahedral group as it can describe the orientation-preserving symmetry of a regular tetrahedron. It can be generated by two basic permutations S and T having properties

$$S^2 = T^3 = (ST)^3 = 1. \quad (1)$$

The group representations are relatively simple and include three one-dimensional unitary representations 1 , $1'$ and $1''$ with the generators S and T given, respectively, as follows

$$1: S = 1, \quad T = 1, \quad (2a)$$

$$1': S = 1, \quad T = e^{i2\pi/3} \equiv \omega, \quad (2b)$$

$$1'': S = 1, \quad T = e^{i4\pi/3} \equiv \omega^2, \quad (2c)$$

and a three-dimensional unitary representation with the generators

$$T = \begin{pmatrix} 1 & 0 & 0 \\ 0 & \omega^2 & 0 \\ 0 & 0 & \omega \end{pmatrix}, \quad S = \frac{1}{3} \begin{pmatrix} -1 & 2 & 2 \\ 2 & -1 & 2 \\ 2 & 2 & -1 \end{pmatrix}. \quad (3)$$

Here we use the three-dimensional representation where the generator T has a diagonal form [18]. The reason of choosing this representation is that the latter ensures the diagonal mass matrix of the charged leptons (see the next section).

Representation theory and applications of a group often require to know a multiplication and decomposition rule of a product of its (irreducible) representations. In the case of A_4 these rules read

$$1 \times 1 = 1, \quad (4a)$$

$$1' \times 1'' = 1, \quad (4b)$$

$$1'' \times 1' = 1, \quad (4c)$$

$$1' \times 1' = 1'', \quad (4d)$$

$$1'' \times 1'' = 1', \quad (4e)$$

$$3 \times 3 = 1 + 1' + 1'' + 3_s + 3_a. \quad (4f)$$

While the first five rules are trivial, let us give more explicit expressions for the multiplication and decomposition rule for a product (4f) between two triplets, say $3_a \sim (a_1, a_2, a_3)$ and $3_b \sim (b_1, b_2, b_3)$. This direct product can be decomposed into three singlets and two triplets as follows

$$1 = a_1 b_1 + a_2 b_3 + a_3 b_2, \quad (5a)$$

$$1' = a_3 b_3 + a_1 b_2 + a_2 b_1, \quad (5b)$$

$$1'' = a_2 b_2 + a_1 b_3 + a_3 b_1, \quad (5c)$$

$$3_s \sim \frac{1}{3}(2a_1 b_1 - a_2 b_3 - a_3 b_2, 2a_3 b_3 - a_1 b_2 - a_2 b_1, 2a_2 b_2 - a_1 b_3 - a_3 b_1), \quad (5d)$$

$$3_a \sim \frac{1}{3}(a_2 b_3 - a_3 b_2, a_1 b_2 - a_2 b_1, a_1 b_3 - a_3 b_1). \quad (5e)$$

B. The model

The above-given information will be used for the construction of a Lagrangian, as the one in (24), of a model with an A_4 symmetry.

Compared with the SM, the model studied here contains an extended lepton- and scalar sector (the quark sector is not considered here yet). The lepton sector in-

cludes an A_4 -triplet N (its components are referred to as right-handed neutrinos), which is an iso-singlet, in addition to the SM leptons among which the left-handed lepton iso-doublets ℓ_L , $\ell = \tilde{e}, \tilde{\mu}, \tilde{\tau}$, all together form an A_4 -triplet, while the right-handed lepton iso-singlets \tilde{e}_R , $\tilde{\mu}_R$ and $\tilde{\tau}_R$ transform as A_4 -singlets 1 , $1'$ and $1''$, respectively. In general, the basis $\ell = \tilde{e}, \tilde{\mu}, \tilde{\tau}$, in which the charged lepton mass matrix may not be diagonal, are different from the standard basis of the mass states $l = e, \mu, \tau$. Besides the original SM Higgs ϕ_h which is an A_4 -singlet, the scalar sector of the model has five additional iso-singlet fields: two A_4 -triplets φ_E and φ_N , and three A_4 -singlets ξ , ξ' , ξ'' . Our choice of the model field content, thus, covers all irreducible representations of A_4 . To keep maximally the SM interaction structure (as many its consequences have been experimentally verified very well) an additional $Z_3 \times Z_4$ symmetry is introduced. The transformation rules under $SU(2)_L$, A_4 , Z_3 and Z_4 of the leptons and the scalars in this model are

summarized in Table I. Let us look at a closer distance the scalar- and the lepton sector.

	ℓ_L	\tilde{e}_R	$\tilde{\mu}_R$	$\tilde{\tau}_R$	ϕ_h	N	φ_E	φ_N	ξ	ξ'	ξ''
$SU(2)_L$	2	1	1	1	2	1	1	1	1	1	1
A_4	3	1	$1'$	$1''$	1	3	3	3	1	$1'$	$1''$
Z_3	ω^2	1	1	1	ω^2	ω	1	ω	ω	ω	ω^2
Z_4	i	1	1	1	1	i	i	-1	-1	i	i

TABLE I. Lepton- and scalar sectors of the model and their group transformations, where $\omega^k = e^{2k\pi/3}$, $k = 0, 1, 2$.

1. Scalar sector

The scalar potential has the form

$$V(\phi_h, \varphi_E, \varphi_N, \xi, \xi', \xi'') = V_1(\phi_h) + V_2(\varphi_E, \xi', \xi'') + V_3(\varphi_N, \phi_h, \xi, \xi', \xi'') + V_4(\xi, \phi_h), \quad (6)$$

with

$$V_1(\phi_h) = \mu^2(\phi_h^\dagger \phi_h) + \lambda_0(\phi_h^\dagger \phi_h)^2, \quad (7)$$

$$\begin{aligned} V_2(\varphi_E, \xi', \xi'') &= \alpha_1(\varphi_E \varphi_E)_1(\varphi_E \varphi_E)_1 + \alpha_2(\varphi_E \varphi_E)_{1'}(\varphi_E \varphi_E)_{1''} \\ &+ \alpha_3(\varphi_E \varphi_E)_{3_s}(\varphi_E \varphi_E)_{3_s} + \alpha_4(\varphi_E \varphi_E)_{3_a}(\varphi_E \varphi_E)_{3_a} \\ &+ \alpha_5(\varphi_E \varphi_E)_{3_s}(\varphi_E \varphi_E)_{3_a} + \left[\frac{\alpha_6}{2}(\varphi_E \varphi_E)_1(\xi' \xi'')_1 + h.c. \right], \end{aligned} \quad (8)$$

$$\begin{aligned} V_3(\varphi_N, \phi_h, \xi, \xi', \xi'') &= \mu^2(\varphi_N^\dagger \varphi_N)_1 + \lambda_1(\varphi_N^\dagger \varphi_N)_1^2 + 2\lambda_2(\varphi_N^\dagger \varphi_N)_{1'}(\varphi_N^\dagger \varphi_N)_{1''} \\ &+ \lambda_3(\varphi_N^\dagger \varphi_N)_{3_s}(\varphi_N^\dagger \varphi_N)_{3_s} + \lambda_4(\varphi_N^\dagger \varphi_N)_{3_a}(\varphi_N^\dagger \varphi_N)_{3_a} \\ &+ 2\lambda_5(\varphi_N^\dagger \varphi_N)_{3_s}(\varphi_N^\dagger \varphi_N)_{3_a} \\ &+ \gamma_1(\varphi_N^\dagger \varphi_N)_1(\xi^\dagger \xi)_1 + \gamma_2(\varphi_N^\dagger \varphi_N)_{1''}(\xi''^\dagger \xi'')_{1'} \\ &+ \gamma_3(\varphi_N^\dagger \varphi_N)_{1'}(\xi'^\dagger \xi')_{1''} + \gamma(\varphi_N^\dagger \varphi_N)_1(\phi_h^\dagger \phi_h)_1, \end{aligned} \quad (9)$$

and

$$V_4(\xi, \phi_h) = \eta_1^2(\xi^\dagger \xi)_1 + \chi_1(\xi^\dagger \xi)_1^2 + \chi_2(\xi^\dagger \xi)_1(\phi_h^\dagger \phi_h)_1. \quad (10)$$

Here, the coefficients λ_2 and λ_5 are multiplied by 2 just for further convenience. The additional $Z_3 \times Z_4$ symme-

try is introduced in order to avoid interactions between the scalar fields φ_E and φ_N which would be

$$\begin{aligned} V_5(\varphi_E, \varphi_N) &= \rho_1(\varphi_E \varphi_E)_{3_s}(\varphi_N^\dagger \varphi_N)_{3_s} + \rho_2(\varphi_E \varphi_E)_{3_s}(\varphi_N^\dagger \varphi_N)_{3_a} + \rho_3(\varphi_E \varphi_E)_{3_a}(\varphi_N^\dagger \varphi_N)_{3_s} + \rho_4(\varphi_E \varphi_E)_{3_a}(\varphi_N^\dagger \varphi_N)_{3_a} \\ &+ \rho_5(\varphi_E \varphi_E)_1(\varphi_N^\dagger \varphi_N)_1 + \rho_6(\varphi_E \varphi_E)_{1'}(\varphi_N^\dagger \varphi_N)_{1''} + \rho_7(\varphi_E \varphi_E)_{1''}(\varphi_N^\dagger \varphi_N)_{1'} + H.c., \end{aligned} \quad (11)$$

$$V_6(\varphi_E, \varphi_N) = \kappa_1(\varphi_E \varphi_E) \mathbf{3}_s \varphi_N + \kappa_2(\varphi_E \varphi_E) \mathbf{3}_a \varphi_N + \kappa_3(\varphi_N^\dagger \varphi_N) \mathbf{3}_s \varphi_E + \kappa_4(\varphi_N^\dagger \varphi_N) \mathbf{3}_a \varphi_E + H.c., \quad (12)$$

and Yukawa interactions involving φ_E , φ_N and charged leptons,

$$-\mathcal{L}_Y^f = \lambda_e^f (\bar{l}_L \phi_h) \tilde{e}_R \frac{\varphi_N}{\Lambda} + \lambda_\mu^f (\bar{l}_L \phi_h)'' \tilde{\mu}_R \frac{\varphi_N}{\Lambda} + \lambda_\tau^f (\bar{l}_L \phi_h)' \tilde{\tau}_R \frac{\varphi_N}{\Lambda} + g_N^f (\bar{N}^c N) \varphi_E + H.c., \quad (13)$$

because such interactions would destroy too much the charged lepton mass structure, which is already described relatively well by the SM (see more below).

Let us denote the VEV's of these scalar fields ξ , ξ' , ξ'' , $\varphi_E := (\phi_1, \phi_2, \phi_3)$ and $\varphi_N := (\varphi_1, \varphi_2, \varphi_3)$ as follows

$$\langle \xi \rangle = \sigma_a, \quad \langle \xi' \rangle = \sigma_b, \quad \langle \xi'' \rangle = \sigma_c,$$

$$\langle \phi_h \rangle = v_h, \quad \langle \varphi_E \rangle = (v_1, v_2, v_3), \quad \langle \varphi_N \rangle = (u_1, u_2, u_3). \quad (14)$$

To get a VEV of $\varphi_E = (\phi_1, \phi_2, \phi_3)$ imposes an extremum condition on the potential V ,

$$\left. \frac{\partial V}{\partial \phi_i} \right|_{\langle \phi_i \rangle = v_i} = 0, \quad (i = 1, 2, 3), \quad (15)$$

leading to the equation system of v_i

$$\begin{cases} 2(\alpha_1 + \alpha'_3)v_1^3 + (\alpha_2 - \alpha'_3)(v_2^3 + v_3^3) + 4(\alpha_1 + \alpha_2)v_1v_2v_3 + \alpha_{6r}v_1\sigma_b\sigma_c = 0, \\ 2(\alpha_1 + \alpha_2)v_1^2v_3 + 3(\alpha_2 - \alpha'_3)v_1v_2^2 + (4\alpha_1 + \alpha_2 + 3\alpha'_3)v_2v_3^2 + \alpha_{6r}v_3\sigma_b\sigma_c = 0, \\ 2(\alpha_1 + \alpha_2)v_1^2v_2 + 3(\alpha_2 - \alpha'_3)v_1v_3^2 + (4\alpha_1 + \alpha_2 + 3\alpha'_3)v_2^2v_3 + \alpha_{6r}v_2\sigma_b\sigma_c = 0, \end{cases} \quad (16)$$

where

In principle, this equation system has several solutions but we choose the one satisfying the equality

$$v_1^2 = v^2 = \frac{-\alpha_{6r}\sigma_b\sigma_c}{2(\alpha_1 + \alpha'_3)}, \quad v_2 = v_3 = 0, \quad (18)$$

in order to get, as shown below, a diagonalized mass matrix of the charged leptons. We note that if the fields ξ' and ξ'' are excluded from the model, the VEV in (18) becomes a trivial one, $v_1 = v_2 = v_3 = 0$, leading, as seen in (25), to massless charged leptons.

$$\alpha'_3 = \frac{4\alpha_3}{9}, \quad \alpha_{6r} = \frac{1}{2}(\alpha_6 + \alpha_6^*). \quad (17)$$

Next, for the VEV of $\varphi_N = (\varphi_1, \varphi_2, \varphi_3)$ we have the equations

$$\begin{cases} \lambda_0 u_1 + 2(\lambda_1 + \lambda'_3)u_1^3 + (2\lambda_2 - \lambda'_3 + \lambda'_5)(u_2^3 + u_3^3) + 2(2\lambda_1 + 4\lambda_2 - \lambda'_5)u_1u_2u_3 + \beta_2u_3 \\ + \beta_3u_2 = 0, \\ \lambda_0 u_3 + 2(\lambda_1 + 2\lambda_2 + \lambda'_5)u_1^2u_3 + (6\lambda_2 - 3\lambda'_3 - \lambda'_5)u_1u_2^2 + (4\lambda_1 + 2\lambda_2 + 3\lambda'_3 - \lambda'_5)u_2u_3^2 \\ + \beta_2u_2 + \beta_3u_1 = 0, \\ \lambda_0 u_2 + 2(\lambda_1 + 2\lambda_2)u_1^2u_2 + (6\lambda_2 - 3\lambda'_3 - \lambda'_5)u_1u_3^2 + (4\lambda_1 + 2\lambda_2 + 3\lambda'_3 + \lambda'_5)u_2^2u_3 + \beta_2u_1 \\ + \beta_3u_3 = 0, \end{cases} \quad (19)$$

where

$$\lambda_0 = \mu^2 + \gamma_1\sigma_a^2 + \gamma v_h^2, \quad \lambda'_3 = \frac{4\lambda_3}{9}, \quad \lambda'_5 = \frac{4\lambda_5}{9}, \quad (20)$$

$$\beta_2 = \gamma_2\sigma_c^2, \quad \beta_3 = \gamma_3\sigma_b^2. \quad (21)$$

This equation system has a special solution with

$$u_1^2 = u_2^2 = u_3^2 = -\frac{\lambda_0 + \beta_2 + \beta_3}{6(\lambda_1 + 2\lambda_2)} \equiv u^2 \quad (22)$$

and another solution with

$$u_1 \neq u_2 \neq u_3 \neq u_1, \quad (23)$$

which, however, has a too long expression in order to be written down here (in fact, we do not need its explicit analytical expression but below numerical calculations will be done). As we will see later, the solution (22) leads to a TBM model, while the solution (23) leads to a non-TBM model.

2. Lepton sector

Basing on the $A_4 \times Z_3 \times Z_4$ flavour symmetry we can construct the following Yukawa terms of the effective Lagrangian for the lepton sector of the present model:

$$\begin{aligned} -\mathcal{L}_Y = & \lambda_e (\bar{l}_L \phi_h) \tilde{e}_R \frac{\varphi_E}{\Lambda} + \lambda_\mu (\bar{l}_L \phi_h) \tilde{\mu}_R \frac{\varphi_E}{\Lambda} + \lambda_\tau (\bar{l}_L \phi_h) \tilde{\tau}_R \frac{\varphi_E}{\Lambda} + \lambda_D \bar{l}_L \tilde{\phi}_h N \\ & + g_N (\overline{N^c N}) \varphi_N + g_\xi (\overline{N^c N})_1 \xi + H.c.. \end{aligned} \quad (24)$$

From this Lagrangian we get the following mass matrix of the charged leptons,

$$M_l = v_h \begin{pmatrix} \frac{\lambda_e v_1}{\Lambda} & \frac{\lambda_\mu v_2}{\Lambda} & \frac{\lambda_\tau v_3}{\Lambda} \\ \frac{\lambda_e v_3}{\Lambda} & \frac{\lambda_\mu v_1}{\Lambda} & \frac{\lambda_\tau v_2}{\Lambda} \\ \frac{\lambda_e v_2}{\Lambda} & \frac{\lambda_\mu v_3}{\Lambda} & \frac{\lambda_\tau v_1}{\Lambda} \end{pmatrix}. \quad (25)$$

As explained above, we choosed the VEV alignment (18),

$$\langle \varphi_E \rangle = (v, 0, 0). \quad (26)$$

This choice of the VEV of φ_E breaks the symmetry A_4 down to its subgroup G_S [19]. The corresponding charged lepton mass matrix automatically has a diagonal form

$$M_l = \begin{pmatrix} y_e v_h & 0 & 0 \\ 0 & y_\mu v_h & 0 \\ 0 & 0 & y_\tau v_h \end{pmatrix}, \quad (27)$$

where

$$y_e = \frac{\lambda_e v}{\Lambda}, \quad y_\mu = \frac{\lambda_\mu v}{\Lambda}, \quad y_\tau = \frac{\lambda_\tau v}{\Lambda}. \quad (28)$$

It is obvious that v must be non-zero ($v \neq 0$), otherwise, the charged leptons are massless (this case happens when ξ' and ξ'' are absent or they develop no VEV).

For the neutrino mass matrix, the Majorana part M_N and the Dirac part M_D are respectively

$$M_N = \begin{pmatrix} 2b_1 + d & -b_3 & -b_2 \\ -b_3 & 2b_2 & -b_1 + d \\ -b_2 & -b_1 + d & 2b_3 \end{pmatrix}, \quad (29)$$

and

$$M_D = \lambda_D v_h \begin{pmatrix} 1 & 0 & 0 \\ 0 & 0 & 1 \\ 0 & 1 & 0 \end{pmatrix}, \quad (30)$$

where

$$d = 2g_\xi \sigma_a, \quad b_1 = \frac{2}{3} g_N u_1, \quad b_2 = \frac{2}{3} g_N u_2, \quad b_3 = \frac{2}{3} g_N u_3. \quad (31)$$

From the seesaw mechanism [10–12, 52, 63–66], we get a neutrino mass matrix of the form

$$M_\nu = -M_D^T M_N^{-1} M_D. \quad (32)$$

As the scale of M_M is very large but not fixed yet (however, the relative scale (32) is important) we can work, for a further convenience, in a scale where M_D is normalized to 1, that is, $(\lambda_D v_h)^2 \sim 1$. It is not difficult to see that for the VEV alignment $u_1 = u_2 = u_3 = u$ in (22), that is, $b_1 = b_2 = b_3 \equiv b$, the matrix (32) has the form

$$M_{\nu 0} = \frac{1}{\mathcal{D}_0} \begin{pmatrix} 3b^2 + 2bd - d^2 & -3b^2 + bd & -3b^2 + bd \\ -3b^2 + bd & 3b^2 + 2bd & 3b^2 - bd - d^2 \\ -3b^2 + bd & 3b^2 - bd - d^2 & 3b^2 + 2bd \end{pmatrix} \equiv \frac{1}{\mathcal{D}_0} M'_0, \quad (33)$$

where $\mathcal{D}_0 \equiv \det(M_N^0)$, taking the value

$$\mathcal{D}_0 = 9b^2 d - d^3, \quad (34)$$

is the determinant $\mathcal{D} \equiv \det(M_N)$ of the matrix M_N for $u_1 = u_2 = u_3$. It can be checked that the mass matrix

$M_{\nu 0}$, as noted above, can be diagonalized by the TBM matrix (up to a phase factor)

$$U_{tbm} = \begin{pmatrix} \sqrt{\frac{2}{3}} & \sqrt{\frac{1}{3}} & 0 \\ -\sqrt{\frac{1}{6}} & \sqrt{\frac{1}{3}} & -\sqrt{\frac{1}{2}} \\ -\sqrt{\frac{1}{6}} & \sqrt{\frac{1}{3}} & \sqrt{\frac{1}{2}} \end{pmatrix}. \quad (35)$$

For the VEV alignment $u_1 \neq u_2 \neq u_3 \neq u_1$ of φ_N in (23) the neutrino mass has a general form

$$M_\nu = -M_D^T M_N^{-1} M_D = \begin{pmatrix} A & B & C \\ B & E & D \\ C & D & F \end{pmatrix}, \quad (36)$$

where A, B, C, D, E and F in general are complex numbers but here we do not need their explicit expressions. One of the key problems of a neutrino mass and mixing model is to diagonalize the corresponding neutrino mass

$$U_{pmns} = \begin{pmatrix} c_{12}c_{13} & s_{12}c_{13} & s_{13}e^{-i\delta} \\ -c_{23}s_{12} - s_{13}s_{23}c_{12}e^{i\delta} & c_{23}c_{12} - s_{13}s_{23}s_{12}e^{i\delta} & s_{23}c_{13} \\ s_{23}s_{12} - s_{13}c_{23}c_{12}e^{i\delta} & -s_{23}c_{12} - s_{13}c_{23}s_{12}e^{i\delta} & c_{23}c_{13} \end{pmatrix}, \quad (39)$$

where $s_{ij} = \sin \theta_{ij}$, $c_{ij} = \cos \theta_{ij}$ with $\theta_{ij} \in [0, \pi/2]$ being mixing angles, and $\delta \equiv \delta_{CP} \in [0, 2\pi]$ being the Dirac CPV phase. In a TBM model (for which $s_{13} = 0$, $s_{23}^2 = \frac{1}{2}$, $s_{12}^2 = \frac{1}{3}$) this matrix U_{pmns} becomes the matrix U_{tbm} in (35). Here we work with the choice $s_{23} = -\sqrt{\frac{1}{2}}$, $s_{12} = \sqrt{\frac{1}{3}}$ but another choice, for example, $s_{23} = \sqrt{\frac{1}{2}}$, $s_{12} = \sqrt{\frac{1}{3}}$, can be made.

The current experimental data ($\theta_{13} \approx 9^\circ$, $\theta_{23} \approx 42^\circ$, $\theta_{12} \approx 33^\circ$) [32] shows that the matrix U_{pmns} can be obtained from U_{tbm} by a small correction as seen from their difference

$$\begin{pmatrix} 0.006 & -0.029 & 0.153e^{-i\delta} \\ -0.008 + 0.084e^{i\delta} & 0.047 + 0.056e^{i\delta} & 0.054 \\ 0.041 - 0.095e^{i\delta} & -0.027 - 0.064e^{i\delta} & 0.034 \end{pmatrix}. \quad (40)$$

Therefore, we can consider U_{pmns} as a perturbative development around U_{tbm} . This requirement will impose a restriction on the construction of a model, in particular, on its parameters. Working in the basis of the diagonalized charged lepton mass matrix (i.e., in the basis $l = e, \mu, \tau$) and with a neutrino mixing matrix treated as

matrix. Customarily, instead of (36), the matrix

$$\mathbb{M}_\nu \equiv M_\nu M_\nu^\dagger \quad (37)$$

must be diagonalized. Let U_{pmns} be the matrix diagonalizing the matrix (37),

$$\text{diag}(\mathbb{M}_\nu) = U_{pmns}^\dagger \mathbb{M}_\nu U_{pmns}. \quad (38)$$

Here, U_{pmns} is a mixing matrix, which may differ from the PMNS matrix, denoted as U_{PMNS} , by a phase factor. It is a difficult task to find a realistic (phenomenological) model to realize U_{pmns} , i.e., U_{PMNS} . To solve this problem, different methods and tricks have been used. Since, as discussed earlier, U_{pmns} slightly differs from the TBM form (35) we will follow a perturbation approach. This approach allows us to find a theoretical mixing matrix, say U , which must be compared with the empirical PMNS matrix.

III. NEUTRINO MASSES AND MIXING

The standard (three-) neutrino mixing matrix, the PMNS matrix, has the canonical form (upto a diagonal phase matrix to be specified below)

a small deviation from the TBM form, one can write a perturbative expansion of \mathbb{M}_ν around a non-perturbative TBM mass matrix \mathbb{M}_0 , which can be diagonalized (cf. [45, 48]),

$$U_{TBM}^\dagger \mathbb{M}_0 U_{TBM} = \text{diag}(|m_{01}|^2, |m_{02}|^2, |m_{03}|^2), \quad (41)$$

by the matrix

$$U_{TBM} = \begin{pmatrix} \sqrt{\frac{2}{3}} & \sqrt{\frac{1}{3}} & 0 \\ -\sqrt{\frac{1}{6}} & \sqrt{\frac{1}{3}} & -\sqrt{\frac{1}{2}} \\ -\sqrt{\frac{1}{6}} & \sqrt{\frac{1}{3}} & \sqrt{\frac{1}{2}} \end{pmatrix} \times P_0 \sim (|1^0\rangle, |2^0\rangle, |3^0\rangle), \quad (42)$$

where m_{0i} , $i = 1, 2, 3$, are non-perturbative masses, and

$$P_0 = \text{diag} \left(e^{i\frac{\alpha_{01}}{2}}, e^{i\frac{\alpha_{02}}{2}}, 1 \right), \quad (43)$$

with α_{01} and α_{02} being Majorana phases. We note that U_{tbm} given in (35) differs from U_{TBM} (42), used frequently in the literature, by the factor P_0 . Thus, M_ν in (36) can be written as

$$M_\nu = M_0 + \mathcal{V}, \quad (44)$$

with

$$M_0 = \frac{M'_0}{\mathcal{D}}, \quad \mathcal{D} = \det(M_N), \quad (45)$$

where M'_0 is defined in (33) and \mathcal{V} is a small matrix to be specified below. At the first order of perturbation the matrix \mathbb{M} is developed around \mathbb{M}_0 as follows

$$\mathbb{M}_\nu = \mathbb{M}_0 + (M_0^\dagger \mathcal{V} + \mathcal{V}^\dagger M_0). \quad (46)$$

Thus the squared masses $|m_i|^2$ obtained by a diagonalization of \mathbb{M} represent a perturbative shift

$$|m_i|^2 = |m_{0i}|^2 + \delta|m_i|^2 \quad (47)$$

from the non-perturbative squared masses $|m_{0i}|^2$, where m_{0i} now have the form

$$m_{01} = \frac{(3b-d)d}{\mathcal{D}}, \quad m_{02} = \frac{9b^2-d^2}{\mathcal{D}}, \quad m_{03} = \frac{(3b+d)d}{\mathcal{D}}. \quad (48)$$

Since a homogeneous VEV alignment $\langle \varphi_N \rangle = (u, u, u)$ such as that in (22) leads to a TBM mixing but the experiment tells us a mixing slightly deviating from the TBM one, we must consider an inhomogeneous VEV alignment (23) to deviate from a homogeneous alignment with an appropriate amount, that is

$$(u_1, u_2, u_3) = (u_1, u_1 + \epsilon_2, u_1 + \epsilon_3), \quad (49)$$

where $(0, \epsilon_2, \epsilon_3)$ is an appropriate shift of $\langle \varphi_N \rangle$ from the level (u_1, u_1, u_1) . It can be shown that it is enough this shift to obey the condition $\epsilon_2, \epsilon_3 \ll \mathcal{D}/g_N$, if not stronger, $\epsilon_2, \epsilon_3 \ll 1$. The latter can be satisfied if $\lambda_1, \lambda_2, \lambda'_3$ and λ'_5 are chosen to have the same order of magnitude but much bigger than that of λ_0 , i.e.,

$$\lambda_0 \ll \lambda_1 \approx \lambda_2 \approx \lambda'_3 \approx \lambda'_5 \equiv \lambda \quad (50)$$

as well as β_2 and β_3 are chosen to be at the same order of magnitude but much smaller than that of λ , i.e.,

$$\beta_2 \approx \beta_3 \ll \lambda. \quad (51)$$

It is observed from (31) that an alignment (u_1, u_2, u_3) is proportional to an alignment (b_1, b_2, b_3) , therefore, a homogeneous alignment (b, b, b) corresponds to a TBM mixing. That means that a realistic alignment (b_1, b_2, b_3) must deviate from a homogeneous alignment by only a small amount:

$$(b_1, b_2, b_3) = (b_1, b_1 + e_2, b_1 + e_3), \quad (52)$$

where $e_2, e_3 \ll \mathcal{D}$ (see (69) below for a numerical illustration). Taking into account (50) – (52) we get

$$\mathcal{V} = \frac{1}{\mathcal{D}} \begin{pmatrix} 4b(e_2 + e_3) & -de_3 + b(4e_2 + e_3) & -de_2 + b(e_2 + 4e_3) \\ -de_3 + b(4e_2 + e_3) & 4be_2 + 2de_2 - 2be_3 & b(e_2 + e_3) \\ -de_2 + b(e_2 + 4e_3) & b(e_2 + e_3) & 4be_3 + 2de_3 - 2be_2 \end{pmatrix}. \quad (53)$$

Now a perturbation expansion is made around the TBM state (42). Here, we will follow the perturbative approach described in [62]. Using the perturbation decomposition

$$|n\rangle = |n^0\rangle + \sum_{k \neq n} a_{kn} |k^0\rangle + \dots, \quad (54)$$

with $|n^0\rangle$ defined in (42) and

$$a_{kn} = (|m_{0n}|^2 - |m_{0k}|^2)^{-1} V_{kn}, \quad V_{kn} = \langle k^0 | M_0^\dagger \mathcal{V} + \mathcal{V}^\dagger M_0 | n^0 \rangle, \quad (55)$$

one can diagonalize the matrix \mathbb{M}_ν ,

$$U^\dagger \mathbb{M}_\nu U = \text{diag}(|m_1|^2, |m_2|^2, |m_3|^2), \quad (56)$$

by the matrix

$$U = U_{TBM} + \Delta U = \begin{pmatrix} \sqrt{\frac{2}{3}} + \Delta U_{11} & \sqrt{\frac{1}{3}} + \Delta U_{12} & \Delta U_{13} \\ -\sqrt{\frac{1}{6}} + \Delta U_{21} & \sqrt{\frac{1}{3}} + \Delta U_{22} & -\sqrt{\frac{1}{2}} + \Delta U_{23} \\ -\sqrt{\frac{1}{6}} + \Delta U_{31} & \sqrt{\frac{1}{3}} + \Delta U_{32} & \sqrt{\frac{1}{2}} + \Delta U_{33} \end{pmatrix} \times P_0, \quad (57)$$

representing a perturbative expansion from U_{TBM} in (35), where (upto the first perturbation order)

$$\begin{aligned}\Delta U_{11} &= \sqrt{\frac{1}{3}}X^*, & \Delta U_{12} &= -\sqrt{\frac{2}{3}}X, & \Delta U_{13} &= -\sqrt{\frac{2}{3}}Y - \sqrt{\frac{1}{3}}Z, \\ \Delta U_{21} &= \sqrt{\frac{1}{3}}X^* - \sqrt{\frac{1}{2}}Y^*, & \Delta U_{22} &= \sqrt{\frac{1}{6}}X - \sqrt{\frac{1}{2}}Z^*, & \Delta U_{23} &= \sqrt{\frac{1}{6}}Y - \sqrt{\frac{1}{3}}Z, \\ \Delta U_{31} &= \sqrt{\frac{1}{3}}X^* + \sqrt{\frac{1}{2}}Y^*, & \Delta U_{32} &= \sqrt{\frac{1}{6}}X + \sqrt{\frac{1}{2}}Z^*, & \Delta U_{33} &= \sqrt{\frac{1}{6}}Y - \sqrt{\frac{1}{3}}Z,\end{aligned}\tag{58}$$

and

$$X = -a_{12}, \quad Y = -a_{13}, \quad Z = -a_{23}.\tag{59}$$

We note that the parameters a_{ij} defined in (55) and appearing in ΔU , are determined from the elements of the matrix \mathcal{V} in (53) derived under the condition (52) leading to imposing constraints (50) and (51) on the model parameters.

To check the model how it works, let us make a numerical analysis. It is enough (and for simplicity) to assume the parameters $g_N, d, \lambda_0, \lambda_1$ to be real. Under this assumption the equation system (19) has 27 solutions

(u_1, u_2, u_3) belonging to the following four types:

$$\text{Type-1: } (0, 0, 0), \quad \text{i.e., } u_1 = u_2 = u_3 = 0,\tag{60}$$

$$\text{Type-2: } (u, 0, 0), \quad u \neq 0,\tag{61}$$

$$\text{Type-3: } (u, u, u), \quad u \neq 0,\tag{62}$$

$$\text{Type-4: } (u_1, u_2, u_3); \quad u_1 \neq u_2 \neq u_3 \neq u_1, \quad u_i \neq 0.\tag{63}$$

It is observed that the solutions of type-1, type-2 and type-3 do not lead to the PMNS mixing as desired (where only the type-3 solutions give the TBM mixing), therefore, they are excluded from our consideration and only the solutions of type-4 remains at choice.

One of the type-4 solutions having the form

$$(u_1, u_2, u_3) = \left(-(0.14 + 0.28i)\sqrt{\frac{\lambda_0}{\lambda}}, -(0.019 - 0.32i)\sqrt{\frac{\lambda_0}{\lambda}}, -(0.17 - 0.26i)\sqrt{\frac{\lambda_0}{\lambda}} \right)\tag{64}$$

gives a result consistent with the current experimental data (see below). It follows

$$(b_1, b_2, b_3) = (-(0.14 + 0.28i)K, -(0.019 - 0.32i)K, -(0.17 - 0.26i)K), \quad K = \frac{2}{3}g_N\sqrt{\frac{\lambda_0}{\lambda}}.\tag{65}$$

The neutrino masses (47) now get the form [62]

$$m_1^2 = m_{01}^2 + V_{11}, \quad m_2^2 = m_{02}^2 + V_{22}, \quad m_3^2 = m_{03}^2 + V_{33},\tag{66}$$

where V_{ii} are given in (55), namely,

$$V_{ii} = \langle i^0 | M_0^\dagger \mathcal{V} + \mathcal{V}^\dagger M_0 | i^0 \rangle, \quad i = 1, 2, 3.$$

Using the experimental data for the squared mass differences Δm_{21}^2 and Δm_{32}^2 (see Table II below):

$$\begin{aligned}\Delta m_{21}^2 &= m_2^2 - m_1^2 = 7.54 \cdot 10^{-5}, \\ \Delta m_{31}^2 &= m_3^2 - m_1^2 = 2.47 \cdot 10^{-3}.\end{aligned}\tag{67}$$

we can find K in (65) and d in (29). Here, for a demonstration, we work with a normal neutrino mass ordering, but the case with an inverse neutrino mass ordering is

similar. Since the equations (67) are non-linear in K and in d , they may have more than one solutions in K and in d . Below, as an illustration, we will expose one of the numerical solutions,

$$K = 1.74 + 0.05i, \quad d = -9.01, \quad (68)$$

giving

$$\frac{e_2}{D} = 0.0003 + 0.0015i, \quad \frac{e_3}{D} = -0.0001 + 0.0014i. \quad (69)$$

and

$$\begin{aligned} X &= 0.326 + 0.034i, & Y &= -0.007 + 0.003i, \\ Z &= -0.082 + 0.251i. \end{aligned} \quad (70)$$

The latter values of X , Y and Z provide

$$U_{13} = 0.053 - 0.148i. \quad (71)$$

It is not difficult to find all other elements of U and \mathcal{V} which we do not expose here to save the paper's length. Further, using (68) in (67) we obtain absolute neutrino masses

$$m_1 = 0.1109 \text{ eV}, \quad m_2 = 0.1114 \text{ eV}, \quad m_3 = 0.1217 \text{ eV}. \quad (72)$$

This result is consistent with the current experimental data [33] and it means that our model and method work quite well.

From (71), as $U_{13} = s_{13}e^{-i\delta}$, we obtain $s_{13} \approx 0.157$ (or $\theta_{13} \approx 9.03^\circ$) and $\delta \approx 1.39\pi$. The latter value of s_{13} is very close to the experimental data shown in (40). Interestingly, the Dirac CPV phase, $\delta_{CP} \equiv \delta$, obtained here, surprisingly (but hopefully not just accidentally) coincides with its global fit given in [32]. A more detailed analysis on δ_{CP} will be made in the next section.

IV. DIRAC CP VIOLATION PHASE AND JARLSKOG PARAMETER

In order to determine all variables in the matrix (57), or, at least, their relations, we must compare this matrix with the experimental one. Denoting the elements of the matrix (57) by U_{ij} , $i, j = 1, 2, 3$, we get the equation (up to the first perturbation order)

$$2(|U_{21}|^2 - |U_{31}|^2) - (|U_{22}|^2 - |U_{32}|^2) = -2\sqrt{2}Re(U_{13}). \quad (73)$$

Further, comparing U_{ij} in (73) with the corresponding elements of the matrix U_{PMNS} given in the "trigonometric" form

$$U_{PMNS} = \begin{pmatrix} c_{12}c_{13} & s_{12}c_{13} & s_{13}e^{-i\delta} \\ -c_{23}s_{12} - s_{13}s_{23}c_{12}e^{i\delta} & c_{23}c_{12} - s_{13}s_{23}s_{12}e^{i\delta} & s_{23}c_{13} \\ s_{23}s_{12} - s_{13}c_{23}c_{12}e^{i\delta} & -s_{23}c_{12} - s_{13}c_{23}s_{12}e^{i\delta} & c_{23}c_{13} \end{pmatrix} \times P \equiv U_{pmns} \times P, \quad (74)$$

where P (which in general is different from P_0) is a diagonal matrix of the form

$$P = \text{diag}\left(e^{i\frac{\alpha_1}{2}}, e^{i\frac{\alpha_2}{2}}, 1\right)$$

with α_1 and α_2 being Majorana phases, we obtain the following relation between the Dirac CPV phase $\delta_{CP} \equiv \delta$ and the neutrino mixing angles θ_{ij} ,

$$(c_{23}^2 - s_{23}^2)(2s_{12}^2 - c_{12}^2) + 12s_{13}s_{23}c_{23}s_{12}c_{12} \cos \delta = -2\sqrt{2}s_{13} \cos \delta, \quad (75)$$

neglecting $\mathcal{O}(\lambda^2)$ terms and higher order perturbation terms. Solving this equation for $\cos \delta$ we get

$$\cos \delta = \frac{(s_{23}^2 - c_{23}^2)(2s_{12}^2 - c_{12}^2)}{2\sqrt{2}(3\sqrt{2}s_{23}c_{23}s_{12}c_{12} + 1)s_{13}}. \quad (76)$$

Below, this equation will be used for $s_{23} < 0$ because, as seen in (35) and (42), its TBM limit ($-\sqrt{1/2}$) is negative,

while the small perturbative fluctuation cannot change its sign. Since we work with $\delta \in [0, 2\pi]$, if δ_0 is a solution of the equation (76) so is $2\pi - \delta_0$. Having a value of δ_{CP} we can obtain a value of the Jarlskog parameter J_{CP} .

Parameter	Best fit	1σ range	2σ range	3σ range
$\Delta m_{21}^2/10^{-5} \text{ eV}^2$ (NO or IO)	7.54	7.32 – 7.80	7.15 – 8.00	6.99 – 8.18
$\sin^2 \theta_{12}/10^{-1}$ (NO or IO)	3.08	2.91 – 3.25	2.75 – 3.42	2.59 – 3.59
$\Delta m_{31}^2/10^{-3} \text{ eV}^2$ (NO)	2.47	2.41 – 2.53	2.34 – 2.59	2.27 – 2.65
$ \Delta m_{32}^2 /10^{-3} \text{ eV}^2$ (IO)	2.42	2.36 – 2.48	2.29 – 2.55	2.23 – 2.61
$\sin^2 \theta_{13}/10^{-2}$ (NO)	2.34	2.15 – 2.54	1.95 – 2.74	1.76 – 2.95
$\sin^2 \theta_{13}/10^{-2}$ (IO)	2.40	2.18 – 2.59	1.98 – 2.79	1.78 – 2.98
$\sin^2 \theta_{23}/10^{-1}$ (NO)	4.37	4.14 – 4.70	3.93 – 5.52	3.74 – 6.26
$\sin^2 \theta_{23}/10^{-1}$ (IO)	4.55	4.24 – 5.94	4.00 – 6.20	3.80 – 6.41

TABLE II. Experimental data for a normal ordering (NO) and an inverse ordering (IO) [32, 33].

Based on the relation (76) and experimental inputs (see Table II), δ_{CP} can be calculated numerically. With using the experimental data of the mixing angles within 1σ around the BFV [32, 33], the distributions of δ_{CP} are plotted in Fig. 1 and Fig. 2 for a normal neutrino mass ordering (NO) and in Fig. 3 and Fig. 4 for an inverse neutrino mass ordering (IO). Here, for each of these distributions, 10000 events are created and δ_{CP} is calculated event by event with s_{ij} taken as random values generated on the base of a Gaussian distribution having the mean (best fit) value and sigmas given in Tab. II. Each of these distributions has two (sub)populations corresponding to two solutions of (76). In Fig. 1 and Fig. 2, the distributions corresponding to two solutions are distinguished by being plotted in blue and red. We see that the solution located in the range $[\pi, 2\pi]$ is nearer the BFV (within 1σ region). In Fig. 2 and Fig. 4, the three 1σ , 2σ and 3σ regions are colored with different colors (red, green and blue, respectively).

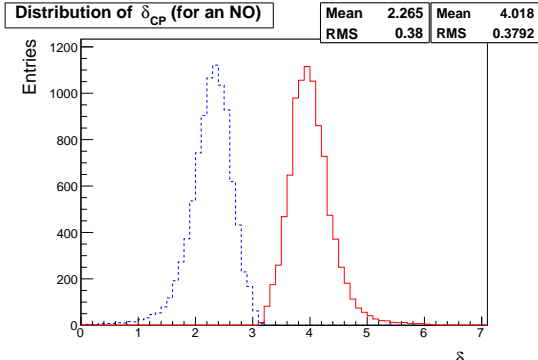


FIG. 1. Distribution of δ_{CP} in an NO.

In the case of an NO, δ_{CP} has a mean value of $2.265 \approx 0.72\pi$ for one of the solutions, and a mean value of $4.018 \approx 1.28\pi$ for the other solution and its distribution gets maximums at $2.35 \approx 0.75\pi$ and $3.95 \approx 1.26\pi$, respectively. We see that the second solution (for both its mean value and the value at its maximal distribution) lies in the 1σ region from the best fit value (BFV) 1.39π given in [32, 33].

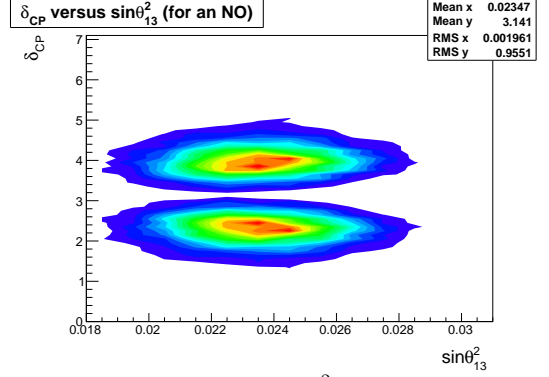


FIG. 2. δ_{CP} versus $\sin^2 \theta_{13}$ in an NO.

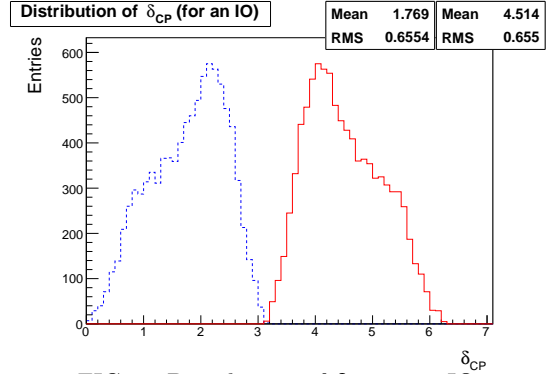


FIG. 3. Distribution of δ_{CP} in an IO.

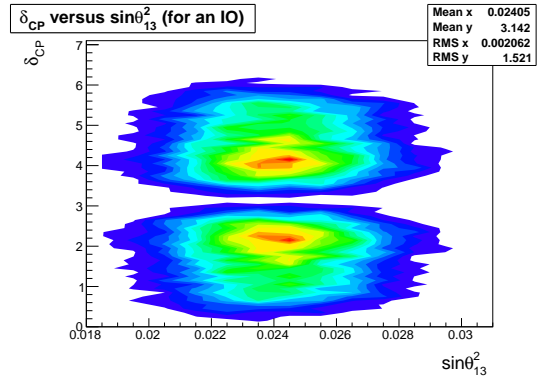


FIG. 4. δ_{CP} versus $\sin^2 \theta_{13}$ in an IO.

In the case of an IO, δ_{CP} gets a mean value around $1.769 \approx 0.56\pi$ (for the first solution), and around $4.514 \approx 1.44\pi$ (for the second solution). Its distribution reaches maximums at about $2.15 \approx 0.68\pi$ and $4.17 \approx 1.33\pi$. Again, the second solution lies within the 1σ region of the BFV 1.31π given in [32, 33].

Having all mixing angles and Dirac CPV phase it is not difficult to determine the Jarlskog parameter $J_{CP} \equiv J$. Indeed, using the expression [10]

$$|J_{CP}| = |c_{12}c_{23}c_{13}^2 s_{12}s_{23}s_{13} \sin \delta|, \quad (77)$$

we obtain $|J_{CP}| \leq 0.038$ and $|J_{CP}| \leq 0.039$ (rough bounds) for an NO and an IO, respectively (see the distribution of J_{CP} in Fig. 5). It, upto a sign, has a mean value and a maximum at

$$J_{mean}^{NO} = 0.024 \quad \text{and} \quad J_{max}^{NO} = 0.027, \quad (78)$$

respectively, for an NO, and

$$J_{mean}^{IO} = 0.027 \quad \text{and} \quad J_{max}^{IO} = 0.033, \quad (79)$$

respectively, for an IO. The result obtained here is similar to that obtained in [54–57, 67] by other methods by other authors.

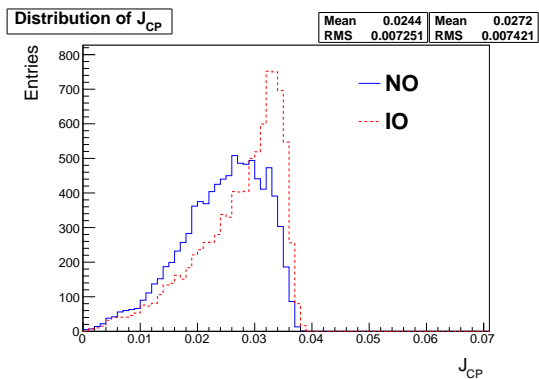


FIG. 5. Distribution of J_{CP} in an NO and an IO.

To have a better view in comparing the two cases, the NO and the IO, the BFV's of δ_{CP} and J_{CP} for both cases are summarized in Table III. These mean values of δ_{CP} and J_{CP} are closer to the global fits than their corresponding values obtained at the BFV's of the mixing angles (by inserting the latter in the analytical expressions (76) and (77) for δ_{CP} and $|J_{CP}|$, respectively). To avoid any confusion, let us stress that the mean values of δ_{CP} and $|J_{CP}|$ do not coincide, in fact and in principle, with their values obtained at the BFV's of the mixing angles. It means that a value of δ_{CP} or $|J_{CP}|$ obtained at a BFV of the mixing angles should not in any way be identified with the mean value of the quantity concerned, although in some case they may be close to each other.

It is also important to note that the equation (76) is ill-defined in the 3σ region of the mixing angles. It means

	Normal ordering	Inverse ordering
δ_{CP}/π	1.28	1.44
$ J_{CP} $	0.024	0.027

TABLE III. The mean values of δ_{CP} and $|J_{CP}|$ in an NO and an IO.

that this equation of determination of δ_{CP} restricts the dissipation of the mixing angles (that is, the values scattered too far, in the 3σ region of distribution, are automatically excluded).

CONCLUSIONS

Basing on the fact that the observed neutrino mixing differs from a TBM one just slightly, we have suggested a non-TBM neutrino mixing model corresponding to this observation. This model represents an extended standard model acquiring an additional $A_4 \times Z_3 \times Z_4$ flavour symmetry. Besides the SM fields assumed now to have also an $A_4 \times Z_3 \times Z_4$ symmetry structure (see Tab. I), this model contains six additional fields, all are $SU(2)_L$ singlets, which are one A_4 -triplet fermion N (right-handed neutrinos), two A_4 -triplet scalars φ_E and φ_N , and three A_4 -singlet scalars ξ , ξ' and ξ'' . The presence of the fields ξ' and ξ'' (along with the SM Higgs field ϕ_h) is very important as it guarantees non-zero masses of the charged leptons. To avoid unwanted Lagrangian terms two discrete symmetries Z_3 and Z_4 are also introduced. Then, neutrino masses can be generated via Yukawa couplings of neutrinos to all scalars but φ_E . The corresponding neutrino mass matrix is obtained for a general VEV structure of the scalar field φ_N . It is observed that the model in general is a non-TBM model, but it becomes a TBM model [25] under a given circumstance with a specific VEV alignment of φ_N as in (22). Because the current experimentally established neutrino mixing represents just a small deviation from a TBM mixing we must build a theoretical model to satisfy this requirement. The latter puts a restriction on the model, in particular, it imposes constraints on its parameters. Therefore, the model constructed can be perturbatively developed around a TBM model, and, thus, the perturbative method can be applied to our further analysis.

As usually, diagonalizing of a mass matrix is a difficult task. Here, within the above-suggested model and via a perturbation approach, the obtained neutrino mass matrix can be diagonalized by a matrix U_{PMNS} perturbatively expanded around the tri-bi-maximal matrix U_{TBM} . In this way, a relation, see (76), between the Dirac CPV phase and the mixing angles is estab-

lished. Based on the experimental values of the mixing angles this relation allows us to determine the Dirac CPV phase and the Jarlskog invariant in a quite good agreement (within the 1σ region of the best fit) with the recent experimental data at both the normal- and the inverse neutrino mass ordering. These hierarchies are not compatible with each other, hence, only one of them, at most, can be realized in the Nature, however, none of them, so far, has been confirmed or excluded experimentally. Therefore, we here consider both NO and IO, and have obtained results in both cases close to the global fit [32, 33]. For an illustration checking the model, numerical calculations have been also done and give results which are in good agreement with the current experimental data.

The determination of δ_{CP} and J_{CP} is often both theoretical and experimental difficult problem and it can be used to verify the corresponding theoretical neutrino mixing model. This paper's method allows us to obtain an explicit δ_{CP} as a function of the mixing angles, thus, δ_{CP} , could be determined experimentally via the mixing angles. This function in turn isolates the mixing angles from dissipated values in their distribution, i.e., the latter should be excluded. Our approach is useful and its application to higher order perturbations which may

give a better fit is our next consideration. Finally, the mass spectrum which can be obtained by diagonalizing the mass matrix (36) is a subject of analysis to be done in a separate work.

Note added: After the submission of this paper we have learned about new results [68] from T2K which are in quite good agreement with our results, in particular, the value of $\theta_{13} \approx 9.03^\circ$ obtained by us above is very close to that, $\theta_{13} \approx 8.47^\circ$, given by T2K (and to $\theta_{13} \approx 8.8^\circ$ in [33]).

ACKNOWLEDGMENTS

This work is supported by Vietnam's National Foundation for Science and Technology Development (NAFOSTED) under the grant No 103.03-2012.49.

Two of us (N.A.K. and N.T.H.V.) would like to thank Kumar Narain for warm hospitality in the Abdus Salam ICTP, Trieste, Italy. N.A.K. would like to thank Wolfgang Lerche and Luis Alvarez-Gaume for warm hospitality at CERN, Geneva, Switzerland. The authors also thank Dinh Nguyen Dinh for useful discussions.

-
- [1] G. Aad *et al.* (ATLAS collaboration), Phys. Lett. **B716** (2012) 1, arXiv:1207.7214 [hep-ex].
- [2] S. Chatrchyan *et al.* (CMS collaboration), Phys. Lett. **B716** (2012) 30, arXiv:1207.7235 [hep-ex].
- [3] Nguyen Anh Ky and Nguyen Thi Hong Van, Commun. Phys. **25** (2015) 1, arXiv:1503.08630 [hep-ph].
- [4] Y. Fukuda *et al.* [Super-Kamiokande collaboration], Phys. Lett. **B433**, 9 (1998), hep-ex/9803006.
- [5] Y. Fukuda *et al.* [Super-Kamiokande collaboration], Phys. Lett. **B436**, 33 (1998), hep-ex/9805006.
- [6] Y. Fukuda *et al.* [Super-Kamiokande collaboration], "Evidence for oscillation of atmospheric neutrinos", Phys. Rev. Lett. **81**, 1562 (1998) [hep-ex/9807003].
- [7] Q. R. Ahmad *et al.* [SNO Collaboration], Phys. Rev. Lett. **87**, (2001) 071301 [nucl-ex/0106015].
- [8] Q. R. Ahmad *et al.* [SNO Collaboration], Phys. Rev. Lett. **89**, (2002) 011301 [nucl-ex/0204008].
- [9] Q. R. Ahmad *et al.* [SNO Collaboration], Phys. Rev. Lett. **89**, (2002) 011302 [nucl-ex/0204009].
- [10] S. Bilenky, "Introduction to the physics of massive and mixed neutrinos", Springer, Berlin, 2010.
- [11] C. Giunti and C. W. Kim, "Fundamentals of neutrino physics and astrophysics", Oxford university press, New York, 2007.
- [12] R. N. Mohapatra and P. B. Pal, "Massive neutrinos in physics and astrophysics", World Sci. Lect. Notes Phys. **60**, 1 (1998) [World Sci. Lect. Notes Phys. **72**, 1 (2004)].
- [13] J. Lesgourgues, G. Mangano, G. Miele and S. Pastor, "Neutrino cosmology", Cambridge university press, New York, 2013.
- [14] M. Drewes *et al.*, "A white paper on keV sterile neutrino dark matter", [arXiv:1602.04816 [hep-ph]].
- [15] H. Ishimori, T. Kobayashi, H. Ohki, Y. Shimizu, H. Okada and M. Tanimoto, Prog. Theor. Phys. Suppl. **183**, 1 (2010), arXiv:1003.3552 [hep-th].
- [16] G. Altarelli and F. Feruglio, Rev. Mod. Phys. **82**, 2701 (2010), arXiv:1002.0211 [hep-ph].
- [17] M. Hirsch, A. S. Joshipura, S. Kaneko and J. W. F. Valle, Phys. Rev. Lett. **99**, 151802 (2007), hep-ph/0703046 [hep-ph].
- [18] G. Altarelli and F. Feruglio, Nucl. Phys. B **741**, 215 (2006), hep-ph/0512103.
- [19] G. Altarelli and D. Meloni, J. Phys. G **36**, 085005 (2009), arXiv:0905.0620 [hep-ph].
- [20] K. M. Parattu and A. Wingerter, Phys. Rev. D **84**, 013011 (2011), arXiv:1012.2842 [hep-ph].
- [21] S. F. King and C. Luhn, JHEP **1203**, 036 (2012), arXiv:1112.1959 [hep-ph].
- [22] G. Altarelli, F. Feruglio, L. Merlo and E. Stamou, JHEP **1208**, 021 (2012), arXiv:1205.4670 [hep-ph].
- [23] Altarelli G, Feruglio F and Merlo L 2013 Fortsch. Phys. **61**, 507, arXiv:1205.5133 [hep-ph].
- [24] P. M. Ferreira, L. Lavoura and P. O. Ludl, Phys. Lett. B **726**, 767 (2013) arXiv:1306.1500 [hep-ph].
- [25] P. F. Harrison, D. H. Perkins and W. G. Scott, Phys. Lett. **B530**, 167 (2002), hep-ph/0202074.
- [26] K. Abe *et al.* [T2K collaboration], Phys. Rev. Lett. **112**, no. 18, 181801 (2014), arXiv:1403.1532 [hep-ex].
- [27] K. Abe *et al.* [T2K collaboration], Phys. Rev. Lett. **112**, 061802 (2014) arXiv:1311.4750 [hep-ex].
- [28] J. K. Ahn *et al.* [RENO collaboration], Phys. Rev. Lett. **108**, 191802 (2012).

- [29] Y. Abe *et al.* [Double Chooz collaboration], Phys. Rev. D **86**, 052008 (2012), arXiv:1207.6632 [hep-ex].
- [30] F. P. An *et al.* [Daya Bay collaboration], Phys. Rev. Lett. **112**, 061801 (2014) arXiv:1310.6732 [hep-ex].
- [31] B. Z. Hu [Daya Bay Collaboration], arXiv:1402.6439 [hep-ex].
- [32] F. Capozzi, G. L. Fogli, E. Lisi, A. Marrone, D. Montanino and A. Palazzo, Phys. Rev. D **89**, 093018 (2014), arXiv:1312.2878 [hep-ph].
- [33] K. Nakamura and S. T. Petcov in K. A. Olive *et al.* [Particle Data Group collaboration], “*Review of Particle Physics*”, Chin. Phys. C **38**, 090001 (2014).
- [34] A. Y. Smirnov, J. Phys. Conf. Ser. **447**, 012004 (2013), arXiv:1305.4827 [hep-ph].
- [35] D. Hernandez and A. Y. Smirnov, Phys. Rev. D **88**, no. 9, 093007 (2013), arXiv:1304.7738 [hep-ph].
- [36] D. Hernandez and A. Y. Smirnov, Phys. Rev. D **86**, 053014 (2012), arXiv:1204.0445 [hep-ph].
- [37] E. Ma, Phys. Rev. D **70**, 031901 (2004), hep-ph/0404199.
- [38] J. Barry and W. Rodejohann, Phys. Rev. D **81**, 093002 (2010).
- [39] Y. H. Ahn and S. K. Kang, Phys. Rev. D **86**, 093003 (2012), arXiv:1203.4185 [hep-ph].
- [40] P. H. Frampton, S. L. Glashow and D. Marfatia, Phys. Lett. B **536**, 79 (2002), hep-ph/0201008.
- [41] E. Ma and G. Rajasekaran, Phys. Rev. D **64**, 113012 (2001), hep-ph/0106291.
- [42] K. S. Babu, E. Ma and J. W. F. Valle, Phys. Lett. B **552**, 207 (2003), hep-ph/0206292.
- [43] H. Ishimori and E. Ma, Phys. Rev. D **86**, 045030 (2012), arXiv:1205.0075 [hep-ph].
- [44] E. Ma, A. Natale and A. Rashed, Int. J. Mod. Phys. A **27**, 1250134 (2012), arXiv:1206.1570 [hep-ph].
- [45] Dinh Nguyen Dinh, Nguyen Anh Ky, Phi Quang Vãn and Nguyen Thi Hong Vãn, “*A prediction of δ_{CP} for a normal neutrino mass ordering in an extended standard model with an A_4 flavour symmetry*” (presented in “2nd international workshop on theoretical and computational physics” (IWTCP-2), Ban-Ma-Thuat, July 2014), J. Phys. Conf. Ser. **627**, no. 1, 012003 (2015).
- [46] Dinh Nguyen Dinh, Nguyen Anh Ky, Phi Quang Vãn and Nguyen Thi Hong Vãn, “*A see-saw scenario of an A_4 flavour symmetric standard model*”, arXiv:1602.07437 [hep-ph].
- [47] P. Q. Hung and T. Le, JHEP **1509**, 001 (2015) Erratum: [JHEP **1509**, 134 (2015)], [arXiv:1501.02538 [hep-ph]].
- [48] B. Brahmachari and A. Raychaudhuri, Phys. Rev. D **86**, 051302 (2012), arXiv:1204.5619 [hep-ph].
- [49] B. Brahmachari and P. Roy, JHEP **1502**, 135 (2015), arXiv:1407.5293 [hep-ph].
- [50] M. Honda and M. Tanimoto, Prog. Theor. Phys. **119**, 583 (2008), arXiv:0801.0181 [hep-ph].
- [51] S. M. Bilenky, J. Hosek and S. T. Petcov, Phys. Lett. B **94**, 495 (1980).
- [52] J. Schechter and J. W. F. Valle, Phys. Rev. D **22**, 2227 (1980).
- [53] M. Doi, T. Kotani, H. Nishiura, K. Okuda and E. Takasugi, Phys. Lett. B **102**, 323 (1981).
- [54] I. Girardi, S. T. Petcov and A. V. Titov, Int. J. Mod. Phys. A **30** (2015) 1530035, arXiv:1504.02402 [hep-ph].
- [55] I. Girardi, S. T. Petcov and A. V. Titov, Nucl. Phys. B **894**, 733 (2015), arXiv:1410.8056 [hep-ph].
- [56] S. T. Petcov, Nucl. Phys. B **892**, 400 (2015), arXiv:1405.6006 [hep-ph].
- [57] S. T. Petcov, Adv. High Energy Phys. **2013**, 852987 (2013), arXiv:1303.5819 [hep-ph].
- [58] S. K. Kang and M. Tanimoto, Phys. Rev. D **91**, no. 7, 073010 (2015), arXiv:1501.07428 [hep-ph].
- [59] M. C. Gonzalez-Garcia, M. Maltoni and T. Schwetz, JHEP **1411**, 052 (2014), arXiv:1409.5439 [hep-ph].
- [60] S. K. Kang and C. S. Kim, Phys. Rev. D **90**, no. 7, 077301 (2014), arXiv:1406.5014 [hep-ph].
- [61] S. F. King and C. Luhn, Rept. Prog. Phys. **76**, 056201 (2013), arXiv:1301.1340 [hep-ph].
- [62] J. J. Sakurai and J. Napolitano, Boston, USA: Addison-Wesley (2011) 550 p
- [63] P. Minkowski, Phys. Lett. B **67**, (1977) 412.
- [64] M. Gell-Mann, P. Ramond and R. Slansky, “*Complex spinors and unified theories*” in “*Supergravity*” (Workshop proceedings, Stony Brook, 27-29 September 1979, eds. P. Van Nieuwenhuizen and D. Z. Freedman), North-Holland, Amsterdam (1979), p. 341 [arXiv:1306.4669 [hep-th]].
- [65] R. N. Mohapatra and G. Senjanovic, Phys. Rev. Lett. **44**, (1980) 912.
- [66] J. Schechter and J. W. F. Valle, Phys. Rev. D **25** (1982) 774.
- [67] S. Chakdar, K. Ghosh and S. Nandi, Phys. Lett. B **734**, 64 (2014), arXiv:1403.1544 [hep-ph].
- [68] Konosuke Iwamoto (for the T2K collaboration), “*Recent results from T2K and future prospects*”, presentation in the ICHEP 2016 (Chicago, 3–10 August 2016).