

The Edelstein effect in the presence of impurity spin-orbit scattering

Amin Maleki* and Roberto Raimondi

Dipartimento di Matematica e Fisica, Università Roma Tre, Via della Vasca Navale 84, 00146 Roma, Italy

Ka Shen

Kavli Institute of NanoScience, Delft University of Technology, Lorentzweg 1, 2628 CJ Delft, The Netherlands

In this paper we study the current-induced spin polarization in a two-dimensional electron gas, known also as the Edelstein effect. Compared to previous treatments, we consider both the Rashba and Dresselhaus spin-orbit interaction as well as the spin-orbit interaction from impurity scattering. In evaluating the Kubo formula for the spin polarization response to an applied electric field, we explicitly take into account the side-jump and skew-scattering effects. We show that the inclusion of side-jump and skew-scattering modifies the expression of the current-induced spin polarization.

PACS: 72.25.-b, 71.70.Ej, 72.20.Dp, 85.75.-d

DOI: 10.12693/APhysPolA.volume.page

I. INTRODUCTION

The generation of a transverse spin polarization by an electric field (Edelstein Effect) and its inverse (Inverse Edelstein Effect) have attracted much interest from both theoretical and experimental points of view in recent years, thanks to the potential for spintronics applications of these effects. A recent review can be found in Ref.[1]. The microscopic origin of the effect lies in the spin-orbit interaction (SOI). Usually, SOIs are classified as intrinsic when due to the structure inversion asymmetry (Rashba[2]) and/or bulk inversion asymmetry (Dresselhaus[3]), whereas extrinsic ones are due to random scattering from impurities. The interplay of intrinsic and extrinsic SOIs in the current-induced spin polarization (CISP) was considered in Ref.[4] where only the Rashba SOI (RSOI) was taken into account. There it was shown that the interplay depends on the ratio of the two main spin relaxation mechanisms active in a two-dimensional electron gas (2DEG). Spin relaxation due to SOI from impurities is usually referred to as the Elliott-Yafet (EY) mechanism and in this case the spin relaxation time scales as the momentum relaxation time. Intrinsic SOI yields in addition the D'yakonov-Perel' (DP) spin relaxation due to the precessional mechanism, where the spin relaxation time scales as the inverse of the momentum relaxation time. It was pointed out [5, 6] that the CISP in semiconductors can be strongly anisotropic due to the interplay of RSOI and DSOI in the presence of impurity scattering[7]. As noted in Ref.[1], the anisotropy of the spin accumulation may be exploited for spin field transistors operating in the non ballistic regime[8]. It is then relevant to extend the results of Ref.[4] to the case when both RSOI and DSOI, as well as SOI from impurities, are present. This is the aim of the present paper. Moreover, in contrast to what was done in Ref.[4], where the quasiclassical Keldysh Green function

technique was used, we adopt here the diagrammatic language and the Kubo formula, which allows to identify the different physical contributions to the Edelstein effect or CISP. We will show in particular that the contributions due to RSOI and DSOI can cancel each other for equal RSOI and DSOI strengths.

The layout of the paper is the following. In the next section we introduce the Kubo formula and evaluate the Edelstein effect arising from the intrinsic SOI. In section III we will evaluate side-jump and skew-scattering contributions to the Edelstein current-induced polarization. A brief conclusion is provided in section IV.

II. LINEAR RESPONSE THEORY

The model Hamiltonian for a two-dimensional electron gas (2DEG) in the presence of the spin-orbit interaction reads

$$H = \frac{p^2}{2m} + \alpha(p_y\sigma_x - p_x\sigma_y) + \beta(p_x\sigma_x - p_y\sigma_y) - \frac{\lambda_0^2}{4}\boldsymbol{\sigma} \times \nabla V(\mathbf{r}) \cdot \mathbf{p} + V(\mathbf{r}), \quad (1)$$

with $\mathbf{p} = -i\hbar\nabla_{\mathbf{r}}$ the momentum operator and $V(\mathbf{r})$ representing a short-range impurity potential. In Eq.(1) m is the effective mass in the sample, $\boldsymbol{\sigma} = (\sigma_x, \sigma_y, \sigma_z)$ the vector of Pauli matrices, α and β the Rashba and Dresselhaus spin-orbit coupling constants. Finally λ_0 is the effective Compton wavelength. We assume the standard model of white-noise disorder potential with $\langle V(\mathbf{r}) \rangle = 0$ and $\langle V(\mathbf{r}_1)V(\mathbf{r}_2) \rangle = n_i v_0^2 \delta(\mathbf{r}_1 - \mathbf{r}_2)$, n_i being the impurity concentration. In the following, for the treatment of the skew-scattering effect, we will also need the third moment of the disorder distribution $\langle V(\mathbf{r}_1)V(\mathbf{r}_2)V(\mathbf{r}_3) \rangle = n_i v_0^3 \delta(\mathbf{r}_1 - \mathbf{r}_2)\delta(\mathbf{r}_2 - \mathbf{r}_3)$. In the following, for the sake of simplicity, we choose units such that $\hbar = 1$.

In linear response theory, the spin polarization along the y direction due to an electric field applied along the

* corresponding author; e-mail: maleki@fis.uniroma3.it

x direction is given by

$$S^y = \sigma_{EC}^{yx} E_x \quad (2)$$

where σ_{EC}^{yx} is the Edelstein conductivity [9] given by the Kubo formula[10]

$$\sigma_{EC}^{yx} = \frac{(-e)}{2\pi} \sum_{\mathbf{p}} \text{Tr}[G^A \frac{\Gamma_y}{2} G^R J_x], \quad (3)$$

where Γ_y is the spin vertex renormalized by impurity scattering and J_x is the number current vertex. In the presence of RSOI and DSOI, the retarded Green function has a structure in spin space, which can be expanded in Pauli matrix basis in the form

$$G_{\mathbf{p}}^R = G_0^R \sigma_0 + G_x^R \sigma_x + G_y^R \sigma_y \quad (4)$$

where

$$\begin{aligned} G_0^R &= \frac{G_+^R + G_-^R}{2} \\ G_x^R &= (\alpha \hat{p}_y + \beta \hat{p}_x) \frac{G_+^R - G_-^R}{2\gamma} \\ G_y^R &= -(\alpha \hat{p}_x + \beta \hat{p}_y) \frac{G_+^R - G_-^R}{2\gamma}. \end{aligned} \quad (5)$$

with $G_{\pm}^R = (\epsilon - \frac{p^2}{2m} \mp \gamma p + \frac{i}{2\tau_{\pm}})^{-1}$, and the advanced Green function is obtained via the relation $G_{\pm}^A = (G_{\pm}^R)^*$. $\gamma^2 = \alpha^2 + \beta^2 + 2\alpha\beta(\hat{p}_x \hat{p}_y + \hat{p}_y \hat{p}_x)$ is the total spin-orbit strength and depends on the direction of the momentum $\hat{p}_x = \cos(\phi)$ and $\hat{p}_y = \sin(\phi)$. Within the self-consistent Born approximation the selfenergy is given by the diagrams of Fig.1(a) and has two contributions due to spin-independent and spin-dependent scatterings[9, 11]

$$\begin{aligned} \Sigma^R &= \Sigma_0^R + \Sigma_{EY}^R = n_i v_0^2 \sum_{\mathbf{p}'} G_{\mathbf{p}'}^R \\ &+ n_i v_0^2 \left(\frac{\lambda_0^2}{4}\right)^2 \sum_{\mathbf{p}'} \sigma^z G_{\mathbf{p}'}^R \sigma^z (\mathbf{p} \times \mathbf{p}')_z^2 \\ &= -i \frac{1}{2\tau_0} - i \frac{1}{4\tau_{EY}} = -i \frac{1}{2\tau}, \end{aligned} \quad (6)$$

where $1/2\tau$ is the total quasiparticle relaxation rate. Whereas the first term, to zero order in λ_0^2 , yields the standard elastic scattering time, the second one, to second order in λ_0^2 , is responsible for the EY spin relaxation. The standard expression for the spin-independent scattering and EY spin relaxation rates is given by

$$\frac{1}{\tau_0} = 2\pi n_i N_0 v^2, \quad \frac{1}{\tau_{EY}} = \frac{1}{\tau_0} \left(\frac{\lambda_0 p_F}{2}\right)^4, \quad (7)$$

where $N_0 = m/(2\pi)$ and p_F are the density of states and the Fermi momentum, respectively, of the 2DEG in the absence of spin-orbit coupling.

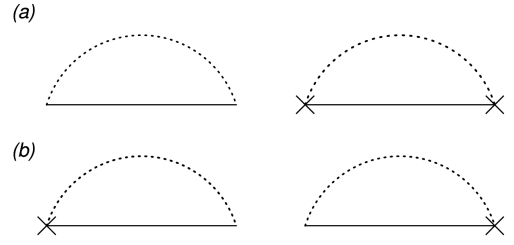


FIG. 1. Lowest order diagrams for the disorder-averaged self-energy. (a) The self-consistent Born approximation for the spin-independent (Σ_0) and spin-dependent (Σ_{EY}) selfenergies. (b) The extra correction to the selfenergy due to the interplay of RSOI and extrinsic SOI. The dashed line denotes the impurity average and the cross denotes the spin-orbit insertion from the impurity potential.

In order to evaluate Eq.(3) we have introduced the matrix element of the number current vertex J_x from state \mathbf{p}' to state \mathbf{p}

$$J_{x,\mathbf{p}\mathbf{p}'} = \delta_{\mathbf{p}\mathbf{p}'} \left(\frac{p_x}{m} - \alpha \sigma_y + \beta \sigma_x \right) + \delta J_{x,\mathbf{p}\mathbf{p}'}. \quad (8)$$

The latter term $\delta J_{x,\mathbf{p}\mathbf{p}'}$ is responsible for the side-jump contribution to the Edelstein conductivity and will be discussed further in Section III.

The renormalized spin vertex may be expanded in Pauli matrices as $\Gamma_y = \Sigma_\eta \Gamma_y^\eta \sigma^\eta$ and is obtained by summing ladder diagrams. As a result the vertex obeys an integral equation, which within the standard approximation, becomes an algebraic one [12]

$$\begin{aligned} \Gamma_y^\eta &= \delta_{y\eta} + \frac{1}{2} \sum_{\mu\nu i} I_{\mu\nu} \text{Tr}[\sigma_\eta \sigma_\mu \sigma_i \sigma_\nu] \Gamma_y^i \\ &+ \frac{1}{2} \sum_{\mu\nu i} J_{\mu\nu} \text{Tr}[\sigma_\eta \sigma_z \sigma_\mu \sigma_i \sigma_\nu \sigma_z] \Gamma_y^i, \end{aligned} \quad (9)$$

where we have defined

$$I_{\mu\nu} = \frac{1}{2\pi N_0 \tau_0} \sum_{\mathbf{p}'} G_\mu^R G_\nu^A, \quad J_{\mu\nu} = \frac{1}{4\pi N_0 \tau_{EY}} \sum_{\mathbf{p}'} G_\mu^R G_\nu^A. \quad (10)$$

Symmetry arguments in Eq.(9) indicate that, when both Rashba and Dresselhaus are present, the renormalized spin vertex Γ_y is not simply proportional to σ_y , but acquires components on both σ_x and σ_y . Upon the integration over the momentum in Eq.(10), some of the integrals $I_{\mu\nu}$ are zero and so the equations simplify. As a result we finally obtain

$$\begin{pmatrix} \Gamma_y^y \\ \Gamma_y^x \end{pmatrix} = \begin{pmatrix} 1 - I_{00} + J_{00} & -2(I_{yx} - J_{yx}) \\ -2(I_{xy} - J_{xy}) & 1 - I_{00} + J_{00} \end{pmatrix}^{-1} \begin{pmatrix} 1 \\ 0 \end{pmatrix} \quad (11)$$

where

$$1 - I_{00} + J_{00} \simeq \tau \left(\frac{1}{\tau_\alpha} + \frac{1}{\tau_\beta} + \frac{1}{\tau_{EY}} \right) \simeq \frac{\tau}{\tau_t}, \quad (12)$$

$$-2(I_{xy} - J_{xy}) \simeq \frac{2\tau}{\tau_{\alpha\beta}}. \quad (13)$$

In the diffusive regime, $\frac{1}{\tau_\alpha} \simeq (2m\alpha)^2 D$, $\frac{1}{\tau_\beta} \simeq (2m\beta)^2 D$ and $\frac{1}{\tau_{\alpha\beta}} \simeq (2m)^2 \alpha\beta D$ are the DP relaxation times due to RSOI and DSOI, respectively, and the interplay of them.

Once the renormalized spin vertex is known, the Edelstein conductivity from Eq.(3) can be put in the form

$$\sigma_{EC}^{yx} = \sum_{\eta=x,y} \Gamma_y^\eta \Pi_\eta, \quad (14)$$

where the bare "Edelstein conductivity" without the contributions of the side-jump term and skew-scattering mechanisms is given by

$$\Pi_\eta = \frac{(-e)}{2\pi} \sum_{\mathbf{p}} \text{Tr}[G^A \frac{\sigma^\eta}{2} G^R J_x]. \quad (15)$$

To derive the CISP, we rewrite Eq.(2) by using Eq.(14)

$$S^y = (\Gamma_y^y \ \Gamma_y^x) \begin{pmatrix} \Pi_y \\ \Pi_x \end{pmatrix} E_x. \quad (16)$$

By using the standard technique to evaluate the integration over the absolute value of the momentum, the bare conductivities in Eq.(15) read

$$\Pi_y = \tau S_\alpha \langle \frac{1}{\tau_\gamma} - \frac{2}{\tau_\gamma} \frac{\beta^2}{\gamma^2} \rangle, \quad \Pi_x = -\tau S_\beta \langle \frac{1}{\tau_\gamma} - \frac{2}{\tau_\gamma} \frac{\alpha^2}{\gamma^2} \rangle \quad (17)$$

where

$$S_\beta = -eN_0\tau\beta E_x, \quad S_\alpha = -eN_0\tau\alpha E_x. \quad (18)$$

and $\langle \dots \rangle$ denotes the average over the momentum directions. Then the CISP, which is equivalent to the stationary solution of the Bloch equation, is derived by inserting Eq.(11) and Eq.(17) into Eq.(16)

$$S^y = \left[\left(\frac{1}{\tau_\alpha} + \frac{1}{\tau_\beta} + \frac{1}{\tau_{EY}} \right)^2 - \left(\frac{2}{\tau_{\beta\alpha}} \right)^2 \right]^{-1} \times \langle S_\beta \frac{2}{\tau_{\alpha\beta}} \left(\frac{1}{\tau_\gamma} - \frac{2}{\tau_\gamma} \frac{\alpha^2}{\gamma^2} \right) + S_\alpha \frac{1}{\tau_t} \left(\frac{1}{\tau_\gamma} - \frac{2}{\tau_\gamma} \frac{\beta^2}{\gamma^2} \right) \rangle. \quad (19)$$

In Eq.(19), $1/\tau_\gamma = (2\gamma p_F \tau)^2 / 2\tau$ is the total DP spin relaxation for a fixed direction of the momentum. Hence, Eq.(14) can be seen as the spin accumulation at fixed direction of the momentum averaged over the momentum directions. After taking the angular average of Eq.(19) we may write the expression of the CISP component along the y direction in a form reminiscent of the stationary Bloch equation

$$S_{int}^y = \left[\left(\frac{1}{\tau_\alpha} + \frac{1}{\tau_\beta} + \frac{1}{\tau_{EY}} \right)^2 - \left(\frac{2}{\tau_{\beta\alpha}} \right)^2 \right]^{-1} \times S_\alpha \left(\frac{1}{\tau_\alpha} - \frac{1}{\tau_\beta} \right) \left(\frac{1}{\tau_\alpha} - \frac{1}{\tau_\beta} + \frac{1}{\tau_{EY}} \right). \quad (20)$$

We have added a suffix *int* to remind that we are only considering the intrinsic mechanism, which can be defined as the term that survives when the extrinsic SOI

λ_0 vanishes. One must however borne in mind that this intrinsic term is modified by the presence of the extrinsic SOI via the appearance of the EY spin relaxation time. The consideration of the extrinsic mechanisms, i.e. those terms which only arise when the extrinsic SOI is present, will be done in the next section.

Eq.(20) generalizes to the presence of the DSOI the expression for the *intrinsic* contribution to the Edelstein polarization presented in Eq.(36) of Ref.[4] and, indeed, reduces to it when $\beta = 0$. Furthermore, when also $\lambda_0 = 0$ it reproduces the Edelstein result for the Rashba model[9]. We also note that, in the absence of the extrinsic SOI, when $\alpha = \beta$, the intrinsic spin-orbit interaction reduces to a pure gauge field and as such can have no physical effect[13]. In this case indeed Eq.(20) predicts that the Edelstein effect vanishes.

The fact that the spin vertex Γ_y has both σ_x and σ_y components implies that there will be spin polarization also along the x direction. By performing a similar calculation for the CISP along the x direction we find

$$S_{int}^x = \left[\left(\frac{1}{\tau_\alpha} + \frac{1}{\tau_\beta} + \frac{1}{\tau_{EY}} \right)^2 - \left(\frac{2}{\tau_{\beta\alpha}} \right)^2 \right]^{-1} \times S_\beta \left(\frac{1}{\tau_\alpha} - \frac{1}{\tau_\beta} \right) \left(\frac{1}{\tau_\alpha} - \frac{1}{\tau_\beta} + \frac{1}{\tau_{EY}} \right). \quad (21)$$

III. SIDE-JUMP AND SKEW-SCATTERING CONTRIBUTIONS

In this section we evaluate the side-jump and skew-scattering contributions to the Edelstein conductivity. The selfenergies, to order λ_0^2 , in Fig.1(b) are usually zero in the absence of intrinsic spin-orbit interaction due to symmetry reasons. However, when RSOI and DSOI are present, they no longer vanish and, actually, their contribution is crucial to get the full side-jump contribution to the Edelstein conductivity. Hence, the diagrams we need to consider for the side-jump mechanism are those depicted in Fig.(2). Diagrams shown in Figs.2(a) and 2(b) correspond to the ordinary side-jump diagrams as those used to evaluate the spin Hall conductivity and originate from the anomalous correction to the current vertex to order λ_0^2 . The other diagrams shown in Figs.2(c-f) take into account the selfenergy corrections mentioned above. To keep the discussion as simple as possible, we confine first to the case when only RSOI is present. The extension to the DSOI is straightforward.

The anomalous current vertex from state \mathbf{p} to state \mathbf{p}' can be put in the form

$$\delta J_{\mathbf{p},\mathbf{p}'}^x = i \frac{v_0 \lambda_0^2}{4} (p_y - p'_y) \sigma_z. \quad (22)$$

By replacing the spin current $J_{x\mathbf{p}\mathbf{p}'}$ in Eq.(15) by

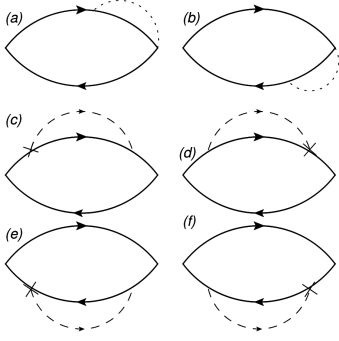


FIG. 2. Diagrams for the side-jump contribution to the Edelstein effect. The solid lines are Green's function and dashed lines represent the average over the impurity potential. The cross denotes the spin-orbit interaction from the impurity potential (a),(b) Side-jump type of diagrams originating from components proportional to λ_0^2 in the current vertices. (c)-(f) The extra corrections to the side-jump contribution due to the extrinsic effect, where the right vertex is for the x component of the charge current.

$\delta J_{x\mathbf{p}\mathbf{p}'}$, the diagrams in Figs.2(a) and 2(b) read

$$\begin{aligned} \Pi_y^{sj(a+b)} &= -i \frac{ev_0^2 n_i}{2\pi} \frac{\lambda_0^2}{4} \sum_{\mathbf{p}\mathbf{p}'} (p'_y - p_y) \\ &\quad \times \frac{1}{2} \text{Tr} [G_{\mathbf{p}}^A \sigma_y G_{\mathbf{p}'}^R (G_{\mathbf{p}'}^R \sigma_z - \sigma_z G_{\mathbf{p}'}^A)]. \end{aligned} \quad (23)$$

The diagrams in Figs.2(c) and 2(f) corresponding to the contributions from the selfenergy renormalization of the Green functions are given by

$$\begin{aligned} \Pi_y^{sj(c+d)} &= i \frac{en_i}{2\pi} v_0^2 \frac{\lambda_0^2}{4} \sum_{\mathbf{p}\mathbf{p}'} \text{Tr} \left[\frac{\sigma_y}{2} G_{\mathbf{p}}^R [G_{\mathbf{p}'}^R (\mathbf{p}' \times \mathbf{p})_z \sigma_z \right. \\ &\quad \left. + (\mathbf{p} \times \mathbf{p}')_z \sigma_z G_{\mathbf{p}'}^R] G_{\mathbf{p}}^R \frac{p_x}{m} G_{\mathbf{p}}^A \right], \end{aligned} \quad (24)$$

$$\begin{aligned} \Pi_y^{sj(e+f)} &= i \frac{en_i}{2\pi} v_0^2 \frac{\lambda_0^2}{4} \sum_{\mathbf{p}\mathbf{p}'} \text{Tr} \left[\frac{\sigma_y}{2} G_{\mathbf{p}}^R \frac{p_x}{m} G_{\mathbf{p}}^A \right. \\ &\quad \left. \times [(\mathbf{p} \times \mathbf{p}')_z \sigma_z G_{\mathbf{p}'}^A + G_{\mathbf{p}'}^A (\mathbf{p}' \times \mathbf{p})_z \sigma_z] G_{\mathbf{p}}^A \right]. \end{aligned} \quad (25)$$

After performing the integration over the momentum \mathbf{p}' and using the expansion of the Green function in Pauli matrices, we obtain

$$\begin{aligned} \Pi_y^{sj(a+b)} &= i \frac{e}{4\tau_0} \frac{\lambda_0^2}{4} \frac{1}{2\pi} \sum_{\mathbf{p}} p (G_+^A G_-^R - G_-^A G_+^R) \\ &= \frac{\lambda_0^2 p_F^2}{4} S_0 \end{aligned} \quad (26)$$

with $S_0 = -eN_0\tau$ and

$$\begin{aligned} \Pi_y^{sj(c+d+e+f)} &= (4)(-i) \frac{e}{4\tau_0} \frac{\lambda_0^2}{4} \frac{\alpha}{2\pi} \sum_{\mathbf{p}} p_x^2 \\ &\quad \times \text{Tr} [\sigma_y G_{\mathbf{p}}^R \sigma_y G_{\mathbf{p}}^R G_{\mathbf{p}}^A] = \frac{\lambda_0^2 p_F^2}{4} S_0. \end{aligned} \quad (27)$$

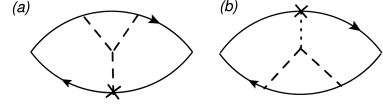


FIG. 3. Diagrams for the skew-scattering contribution to the Edelstein effect. The cross denotes the correction to the Green function due to SO scattering.

By collecting the result of all the diagrams, one gets

$$\Pi_y^{sj} = \Pi_y^{sj(a+b)} + \Pi_y^{sj(c+d+e+f)} = 2 \frac{\lambda_0^2 p_F^2}{4} S_0. \quad (28)$$

Then, recalling that the side-jump spin Hall conductivity reads

$$\sigma_{sj}^{SHE} = -\frac{e}{2\pi} \frac{\lambda_0^2 p_F^2}{4}, \quad (29)$$

we finally obtain

$$\sigma_{EC,yx}^{sj} = -2\tau_s m \alpha \sigma_{sj}^{SHE}. \quad (30)$$

The above term will then give the following contribution to the CISP

$$S^y = -2m\alpha\tau_s \sigma_{sj}^{SHE} E_x, \quad (31)$$

with the total relaxation rate being $\frac{1}{\tau_s} = \frac{1}{\tau_{EY}} + \frac{1}{\tau_\alpha}$. Note that by identifying the side-jump contribution to the spin Hall current as $J_y^z = \sigma_{sj}^{SHE} E_x$, one obtains the same expression as in Ref.[4] as expected in the Bloch equation for S^y when extrinsic contributions are explicitly taken into account.

Finally, we proceed to evaluate the diagrams responsible for the skew-scattering contribution to the bare conductivity. The diagrams in Fig.3 give

$$\begin{aligned} \Pi_y^{ss(a+b)} &= -i \frac{e}{2\pi} v_0^3 \frac{\lambda_0^2}{4} \sum_{\mathbf{p}\mathbf{p}'\mathbf{p}''} \text{Tr} \left[\frac{\sigma_y}{2} G_{\mathbf{p}}^R [G_{\mathbf{p}'}^R \right. \\ &\quad \times G_{\mathbf{p}''}^R \frac{p_x''}{m} G_{\mathbf{p}''}^A (\mathbf{p}'' \times \mathbf{p})_z \sigma_z \\ &\quad \left. + (\mathbf{p} \times \mathbf{p}')_z \sigma_z G_{\mathbf{p}'}^R \frac{p_x'}{m} G_{\mathbf{p}'}^A G_{\mathbf{p}''}^A] G_{\mathbf{p}}^A \right]. \end{aligned} \quad (32)$$

Similarly to Eqs. (24) and (26), after taking the integration over \mathbf{p}' and \mathbf{p}'' and using the expansion of the Green function, we can obtain

$$\Pi_{yx}^{ss(a+b)} = i \frac{ev_0 p_F^2}{4m} N_0 \frac{\lambda_0^2}{4} \sum_{\mathbf{p}} p \frac{1}{2} (G_-^R G_+^A - G_+^A G_-^R). \quad (33)$$

Finally the total skew-scattering contribution for a screened impurity potential gives

$$S^y = -2m\alpha\tau_s \sigma_{ss}^{SHE} E_x. \quad (34)$$

where σ_{ss}^{SHE} is the spin Hall conductivity associated to the skew-scattering mechanism. Similar to the side jump, the skew-scattering contribution can be included in the Edelstein conductivity, which amounts to say that $\sigma_{EC,sj}^{yx}$ can be replaced by the sum of both contributions $\sigma_{EC,sj}^{yx} \rightarrow \sigma_{EC,sj}^{yx} + \sigma_{EC,ss}^{yx}$.

The inclusion of the DSOI is straightforward, although the calculation is lengthy. However, the final result can be guessed by carefully considering the results (20) and (21). In Eq.(20), for instance, one sees that the spin-orbit interaction determines the form of the spin polarization in three respects. First, there is a factor S_α reminiscent of the Edelstein effect in the RSOI only model. Secondly, the DSOI only appears in the specific element of the inverse matrix of the scattering rates. Finally, the factor $1/\tau_\alpha - 1/\tau_\beta$ can be interpreted as due to the intrinsic spin Hall conductivity $\sigma_{int}^{SHE} = (e/8\pi)(2\tau/\tau_\alpha - 2\tau/\tau_\beta)$. For S^x in Eq.(21) there is a similar situation with the roles of RSOI and DSOI interchanged. Then, in order to have the side-jump and skew-scattering contributions to the Edelstein conductivity it is sufficient to replace the intrinsic spin Hall conductivity with $\sigma_{ext}^{SHE} = \sigma_{sj}^{SHE} + \sigma_{ss}^{SHE}$ to read

$$S_{ext}^y = \left[\left(\frac{1}{\tau_\alpha} + \frac{1}{\tau_\beta} + \frac{1}{\tau_{EY}} \right)^2 - \left(\frac{2}{\tau_{\beta\alpha}} \right)^2 \right]^{-1} \times S_\alpha \left(\frac{1}{\tau_\alpha} - \frac{1}{\tau_\beta} + \frac{1}{\tau_{EY}} \right) \frac{4\pi}{e\tau} \sigma_{ext}^{SHE} \quad (35)$$

and

$$S_{ext}^x = \left[\left(\frac{1}{\tau_\alpha} + \frac{1}{\tau_\beta} + \frac{1}{\tau_{EY}} \right)^2 - \left(\frac{2}{\tau_{\beta\alpha}} \right)^2 \right]^{-1} \times S_\beta \left(\frac{1}{\tau_\alpha} - \frac{1}{\tau_\beta} + \frac{1}{\tau_{EY}} \right) \frac{4\pi}{e\tau} \sigma_{ext}^{SHE}. \quad (36)$$

The above result has been confirmed by an explicit calculation. The sum of Eqs.(20) and (35) gives the total expression for the Edelstein polarization along the y direction. Similarly Eqs.(21) and (36) provide the corresponding expression for the polarization along the x direction. The four equations represent then the main result of this paper. One interesting consequence of these equations is that, by invoking the Onsager reciprocity, along, say the y, direction, should in principle yield a charge current both along the x and y directions, an effect which can be tested experimentally.

IV. CONCLUSIONS

In summary, we have obtained an analytical formula of the Edelstein conductivity in the presence of both extrinsic and intrinsic spin orbit interaction as well as scattering from impurities. The formula is valid at the level of the Born approximation and to first order beyond the Born approximation and was obtained by standard diagrammatic techniques, then complementing the analysis of Ref.[4], derived via the quasiclassical Keldysh Green function technique. It has been shown that the current induced spin polarization can be anisotropic due to interplay of Rashba and Dresselhaus spin orbit interactions in the 2DEG. We also find that the interplay of intrinsic and extrinsic spin-orbit interactions may tune the value of the current-induced spin polarization depending on the ratio of the DP and EY spin relaxation rates.

-
- [1] S. D. Ganichev, M. Trushin, and J. Schliemann, arXiv preprint arXiv:1606.02043 (2016).
- [2] Y. A. Bychkov and E. Rashba, JETP Lett. **39**, 78 (1984).
- [3] G. Dresselhaus, Physical Review **100**, 580 (1955).
- [4] R. Raimondi, P. Schwab, C. Gorini, and G. Vignale, Ann. Phys.(Berlin) **524**, 153 (2012).
- [5] S. Giglberger, L. E. Golub, V. Bel'kov, S. Danilov, D. Schuh, C. Gerl, F. Rohlffing, J. Stahl, W. Wegscheider, D. Weiss, *et al.*, Physical Review B **75**, 035327 (2007).
- [6] S. Ganichev, V. Bel'kov, L. E. Golub, E. Ivchenko, P. Schneider, S. Giglberger, J. Eroms, J. De Boeck, G. Borghs, W. Wegscheider, *et al.*, Physical Review Letters **92**, 256601 (2004).
- [7] M. Trushin and J. Schliemann, Physical Review B **75**, 155323 (2007).
- [8] J. Schliemann, J. C. Egues, and D. Loss, Physical Review Letters **90**, 146801 (2003).
- [9] V. Edelstein, Phys. Rev. B **67**, 033104 (1990).
- [10] K. Shen, G. Vignale, and R. Raimondi, Physical Review Letters **112**, 096601 (2014).
- [11] K. Shen, R. Raimondi, and G. Vignale, Physical Review B **90**, 245302 (2014).
- [12] P. Schwab and R. Raimondi, The European Physical Journal B-Condensed Matter and Complex Systems **17**, 111 (2004).
- [13] I. V. Tokatly and E. Y. Sherman, Ann. Phys. (New York) **325**, 1104 (2010).