

Gravitational waves from pulsars in the context of magnetic ellipticity

José C. N. de Araujo^a, Jaziel G. Coelho^b, Cesar A. Costa^c

¹Divisão de Astrofísica, Instituto Nacional de Pesquisas Espaciais, Avenida dos Astronautas 1758, São José dos Campos, 12227-010 SP, Brazil

Received: date / Accepted: date

Abstract In one of our previous articles we have considered the role of a time dependent magnetic ellipticity on pulsars' braking indices and on the putative gravitational waves these objects can emit. Since only nine of more than 2000 known pulsars have accurately measured braking indices, it is of interest to extend this study to all known pulsars, in particular to what concerns the gravitational waves generation. To do so, as shown in our previous article, we need to know some pulsars' observable quantities such as: periods and their time derivatives, and estimated distances to the Earth. Moreover, we also need to know the pulsars' masses and radii, for which we are adopting current fiducial values. Our results show that the gravitational wave amplitude is at best $h \sim 10^{-28}$. This leads to a pessimistic prospect for the detection of gravitational waves generated by these pulsars, even for Advanced LIGO and Advanced Virgo, and the planned Einstein Telescope, whether the ellipticity has magnetic origin.

1 Introduction

It is well known that, besides compact binaries, rapidly rotating neutron stars are promising sources of gravitational waves (GWs) which could be detected in a near future by Advanced LIGO (aLIGO) and Advanced Virgo (AdV), and also by the planned Einstein Telescope (ET). These sources generate continuous GWs whether they are not perfectly symmetric around their rotation axis, i.e. if they present some equatorial ellipticity.

It is worth stressing that the equatorial ellipticity is an extremely relevant parameter since the GW amplitude is directly proportional to it. Therefore, whether the ellipticity

be extremely small, i.e., $\varepsilon \ll 10^{-5}$, the GW amplitude will be also extremely small, implying that the detection of such continuous GWs generated by pulsars may be unattainable [see 1, 2] with the current technology. For a matter of comparison, some authors argue that an acceptable upper limit for the ellipticity would be around $\varepsilon \sim 10^{-6}$ [see, e.g., 3]. An important mechanism for producing asymmetries is the development of non-axisymmetric instabilities in rapidly rotating neutron stars driven by the gravitational emission reaction or by nuclear matter viscosity [see, e.g., 4, and references therein].

We explore, in the present paper, some consequences of an ellipticity generated by the magnetic dipole of the pulsars themselves. It is well known that, for strong magnetic fields ($\sim 10^{12} - 10^{15}$ G), the equilibrium configuration of a neutron star can be distorted due to the magnetic pressure. Therefore, both rotation and magnetic field combined can produce a flattened equilibrium star. However, star rotation and strong magnetic field may not be sufficient for GW emission, other effects must be associated, such as pulsar precession [see, e.g., 5].

The main goal of the present paper is to extend our previous study where the role of ellipticity of magnetic origin (ε_B) was considered [6]. Since in that paper we were also interested in braking indices, which are until now accurately measured for only nine pulsars, we had restricted that study exclusively for those very pulsars.

However, ε_B does not depend on the pulsar braking index, maybe it is the other way around. In fact, ε_B is mostly associated to both the pulsar period (P) and its time derivative (\dot{P}), for a given value of mass, radius and moment of inertia. Therefore, it is straightforward to extend the ε_B calculation for all pulsars with known P and \dot{P} . Consequently, with ε_B in hands, we can calculate the GW amplitudes for all pulsars with known P , \dot{P} , and their distances to the Earth.

^ae-mail:jcarlos.dearaujo@inpe.br

^be-mail:jaziel.coelho@inpe.br

^ce-mail:cesar.costa@inpe.br

To do so this paper is organized as follows. Section 2 is devoted to a brief procedure description which is conducted by a basic set of equations. In Section 3 we present how the calculations are done and discuss the obtained results. And, finally, in Section 4 we summarize the main conclusions and remarks about them.

2 Basic equations

In de Araujo et al. [6] we consider in detail how to relate ε_B to P and \dot{P} . In addition, the basic equations used for calculating the amplitude of the putative GWs generated by pulsars are also presented. All those equations are used to calculate the relevant quantities of this present paper. Therefore, here we are only providing the main steps for deriving these relevant equations.

Recall that the equatorial ellipticity is given by [see e.g., 7]

$$\varepsilon = \frac{I_{xx} - I_{yy}}{I_{zz}}, \quad (1)$$

where I_{xx} , I_{yy} , I_{zz} are the moment of inertia with respect to the rotation axis, z , and along directions perpendicular to it.

Regarding the ellipticity of magnetic origin, it was shown by different authors [8–10] that it is given by

$$\varepsilon_B = \kappa \frac{B_0^2 R^4}{GM^2} \sin^2 \phi, \quad (2)$$

where B_0 is the dipole magnetic field, R and M are the radius and the mass of the star respectively, ϕ is the angle between the rotation and magnetic dipole axes, whereas κ is the distortion parameter, which depends on both the star equation of state (EoS) and the magnetic field configuration [see e.g. 10].

Regarding the GW amplitude, one finds in the literature the following equation

$$h^{SD} = \left(\frac{5}{2} \frac{G}{c^3} \frac{I}{r^2} \frac{|\dot{f}_{\text{rot}}|}{f_{\text{rot}}} \right)^{1/2}, \quad (3)$$

[see, e.g., 11] where one is considering that the whole contribution to \dot{f}_{rot} is due to GW emission, i.e., the spin-down limit. This equation must be modified to take into account the magnetic braking [see 1, 2]. This can be done by writing

$$\dot{f}_{\text{rot}} = \eta \dot{f}_{\text{rot}}, \quad (4)$$

where \dot{f}_{rot} can be interpreted as the part of \dot{f}_{rot} related to the GW emission brake. Consequently, the GW amplitude is given by

$$h^2 = \frac{5}{2} \frac{G}{c^3} \frac{I}{r^2} \frac{|\dot{f}_{\text{rot}}|}{f_{\text{rot}}} = \frac{5}{2} \frac{G}{c^3} \frac{I}{r^2} \frac{|\dot{f}_{\text{rot}}|}{f_{\text{rot}}} \eta. \quad (5)$$

On the other hand, the GWs amplitude can also be written as follows

$$h = \frac{16\pi^2 G}{c^4} \frac{I \varepsilon f_{\text{rot}}^2}{r} \quad (6)$$

[see, e.g., 7]. By combining the two equations above one can obtain ε_B in terms of P , \dot{P} (observable quantities), η and I , namely

$$\varepsilon = \sqrt{\frac{5}{512\pi^4} \frac{c^5 \dot{P} P^3}{G I}} \eta. \quad (7)$$

Still concerning η , as discussed in detail by [6], it can be also interpreted as the fraction of the rotation power (\dot{E}_{rot}) emitted in the form of GWs (\dot{E}_{GW}), or yet, the efficiency for GWs generation. Obviously, part of the rotation power is emitted in the form of electromagnetic radiation through magnetic dipole emission (\dot{E}_d).

Also, it is shown in [6] an useful equation relating η to the pulsar dipole magnetic field, which is derived by recalling that the magnetic brake is related to P and \dot{P} , i.e.

$$\bar{B}_0 \sin^2 \phi = \frac{3Ic^3}{4\pi^2 R^6} P \dot{P} \quad (8)$$

where \bar{B}_0 would be the magnetic field whether the braking is purely magnetic. Since pulsars might also emit GWs, $B_0 < \bar{B}_0$ is a reasonable assumption. Thus, the equation relating η to the pulsar dipole magnetic field reads [see 6, for details]

$$\eta = 1 - \left(\frac{B_0}{\bar{B}_0} \right)^2. \quad (9)$$

By substituting this last expression into equation 2 one obtains

$$\varepsilon_B = \frac{3Ic^3}{4\pi^2 GM^2 R^2} P \dot{P} (1 - \eta) \kappa. \quad (10)$$

In addition, by combining this equation with equation 7, one has

$$\eta = \frac{288}{5} \frac{I^3 c}{GM^4 R^4} \frac{\dot{P}}{P} (1 - \eta)^2 \kappa^2. \quad (11)$$

Since ε and $\eta \ll 1$, one can readily obtain the following useful equations

$$\varepsilon_B \simeq \frac{3Ic^3}{4\pi^2 GM^2 R^2} P \dot{P} \kappa \quad (12)$$

and

$$\eta \simeq \frac{288}{5} \frac{I^3 c}{GM^4 R^4} \frac{\dot{P}}{P} \kappa^2. \quad (13)$$

Now, we are ready to calculate ε_B , η and the GW amplitudes for all pulsars with known P , \dot{P} , and estimated distances to the Earth, for given values of M , R , I and κ . The next section is devoted to such an issue as well as the corresponding discussion of the results.

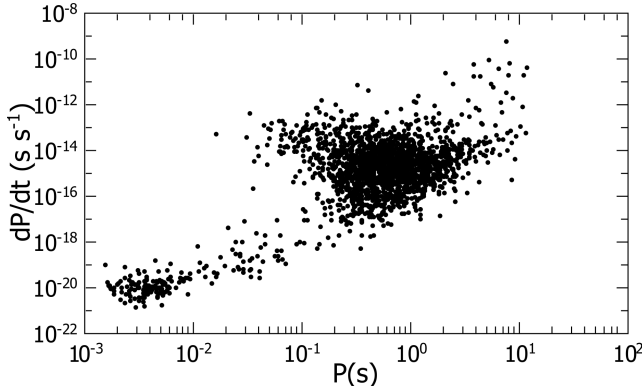


Fig. 1 The P - \dot{P} diagram for radio pulsars obtained from the ATNF Pulsar Catalog (<http://www.atnf.csiro.au/people/pulsar/psrcat/>)

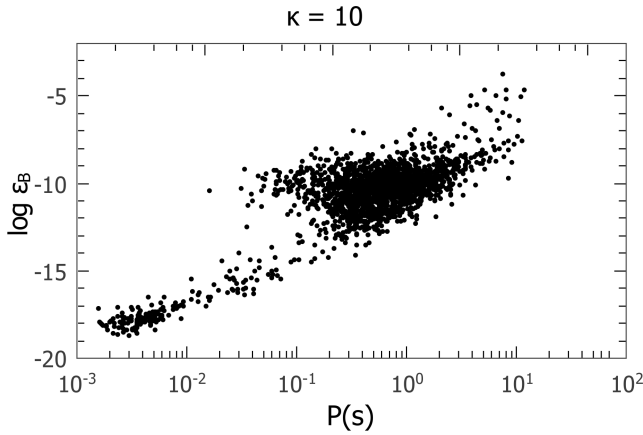


Fig. 2 Correlation between the magnetic ellipticity and the period for all pulsars with known P , \dot{P} .

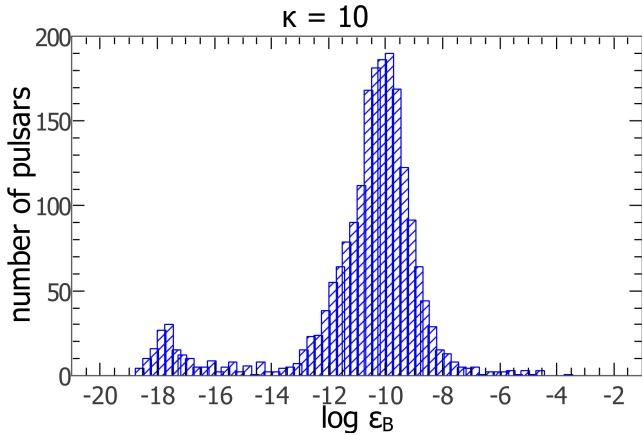


Fig. 3 Ellipticity histogram for the 1964 pulsars of Table 1 for $k = 10$.

3 Calculations and discussions

The table with the necessary parameters used for the calculation of ϵ_B , η and h as well as the adopted criteria for the selection of the pulsars can be found in the Appendix. Fig. 1 is made with columns 2 and 3 of this very table, in which the pulsars' periods and their corresponding time

derivatives (spin-down rate) are shown. Although being a well known diagram, it will be very useful for the discussions of the subsequent results. It is easily distinguishable two pulsar populations: the millisecond pulsars in the lower left (with periods $P < 10^{-2}$ s), composed by young or recently formed pulsars, and another class of pulsars with periods $10^{-1} < P < 10^1$ s, composed probably by older pulsars which have already depleted a respectful fraction of their rotation power.

On the last three columns of Table 1, we present the results of our calculations, namely, ϵ_B , η and h . In order to perform these calculations, we also need to provide values for M , R , I and κ . For the first three parameters, we are adopting fiducial values, namely, $M = 1.4M_\odot$, $R = 10$ km, and $I = 10^{38}$ kg m². Regarding the distortion parameter κ , as already mentioned, it depends on the EoS and on the magnetic field configuration. In particular, we choose $\kappa = 10$, but values as high as $\kappa = 1000$ could be considered, although they are probably unrealistic [see e.g., 10, for a brief discussion].

From equation 12, we find that ϵ_B is extremely small ($\sim 10^{-19} - 10^{-15}$) for the millisecond pulsars of Table 1, even when an extremely optimistic case in which $\kappa \sim 1000$ is considered. Moreover, the ellipticity distribution assumes values of the order of $\sim 10^{-10}$ for the slowest pulsars. In fig. 2 we present $\log \epsilon_B$ versus P for $\kappa = 10$ for all pulsars of Table 1. The ellipticity for different values of κ , since $\epsilon_B \propto \kappa$, can be readily obtained.

An interesting histogram can also be made from Table 1, namely, the number of pulsars for $\log \epsilon_B$ bin (see fig. 3). It is worth noticing the high number of pulsars concentrated around $\sim 10^{-10}$ (10^{-8}) for $k = 10$ (1000).

A similar analysis can be made for η by means of Eq. 13. In fig. 4 we present $\log \eta$ versus P for $\kappa = 10$ for all pulsars of Table 1. Notice that η is also extremely small, even if one consider $\kappa = 1000$. Also, an histogram for the number of pulsars for $\log \eta^{1/2}$ can be seen in fig. 5. This quantity ($\eta^{1/2}$) is equivalent to the ratio h/h^{SD} , i.e., the spin-down ratio. One may notice a peak in the η histogram at $10^{-16} - 10^{-15}$ for the pulsars of Table 1. As for ϵ_B , η for different values of κ can be easily obtained, since $\eta \propto \kappa^2$. Thus, even for $\kappa = 1000$ the peak in the histogram would be around $10^{-12} - 10^{-11}$. Before proceeding, it is worth stressing that the two pulsar populations aforementioned also clearly appear in figs 2 - 5.

These extremely small values of ϵ_B and η have very important consequences as regards the detectability of GWs generated by the pulsars, whether the ellipticity is mainly due to the magnetic dipole of the pulsars themselves. Our calculations show that the GW amplitudes for most of these pulsars are at best seven orders of magnitude smaller than those obtained by assuming the spindown limit (SD), see Fig. 6. Notice that, even considering an extremely optimistic case, the value of the ellipticity is at best $\epsilon_B \sim 10^{-5}$ (for PSR

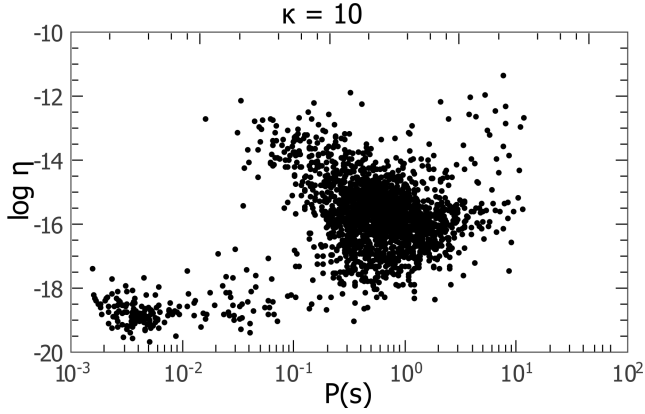


Fig. 4 Correlation between the efficiency and the period for all pulsars with known P, \dot{P} .

J1846-0258) and the corresponding efficiency $\eta \sim 10^{-8}$. Thus, the GW amplitude even in this case would be four orders of magnitude lower than the amplitude obtained by assuming the spindown limit ($\eta = 1$).

Still regarding fig. 5, a recent result from the searches for GWs from 200 pulsars by using the aLIGO first observation run data [see figure 4 of 12] presents a similar distribution for h/h^{SD} , but displaced by orders of magnitude. Although, in such a work, much higher ellipticities are obtained and no discussion is done about the mechanism responsible for that. Yet those values for the ellipticities should be considered as upper limits since no continuous GW has been detected. In our present work, as already mentioned, we have considered that the ellipticity is caused exclusively by magnetic dipole and showed that such a mechanism alone could not generate a much strong star deformation. In our view, other mechanism or mechanisms should be associated to the magnetic field to make possible those putative high ellipticities to be present, e.g., high precession and/or non conventional EoS.

For a matter of comparison, some authors argue that a fiducial upper limit for the ellipticity would be around $\varepsilon \sim 10^{-6}$, considering asymmetries supported by anisotropic stress built up during the crystallization period of the crust [see, e.g., 3, and references therein].

Finally, since the predicted GW amplitudes are extremely small for all pulsars of Table 1, and thousands of years of observing time would be needed, even advanced detectors such as aLIGO and AdV, and the planned ET would not be able to detect these pulsars, whether the ellipticity is of magnetic dipole origin.

4 Conclusions and final remarks

In this paper, we extend our previous studies [6] in which we considered the role of magnetic ellipticity on the braking index and on the pulsar distortion. It is well known that for strong magnetic fields ($\sim 10^{12} - 10^{15}$ G), the equilibrium

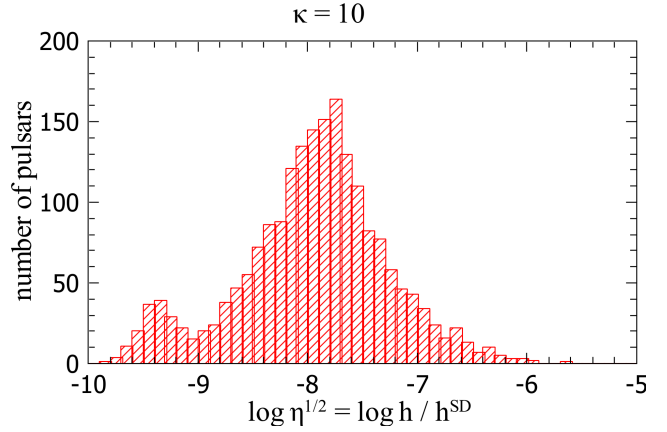


Fig. 5 Histogram of the efficiencies (or the spin-down ratio) for the 1964 pulsars of Table 1 for $k = 10$.

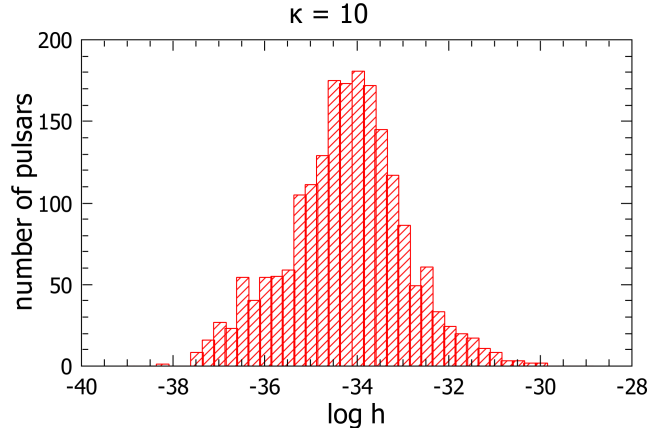


Fig. 6 Histogram of the amplitude of GWs for all pulsars with known P, \dot{P} .

configuration of a neutron star can be distorted by magnetic tension. Such magnetic fields could not generate enough deformation to lead to high values of ellipticity. The presence of a magnetic field exceeding the magnetar strength ($\sim 10^{16}$ G) could account for an ellipticity of $\sim 10^{-4}$. Recall that much higher values of magnetic fields could violate the Virial Theorem and disrupt the star equilibrium [see, e.g., 13].

Here we consider the role played by the magnetic dipole field on the deformation of the known pulsars and its consequences as regards the generation of GWs. In particular, we obtained useful equations, 12 and 13, with which one can calculate ε_B and η in terms of I, M, R, κ and the observable quantities P and \dot{P} , and distances to the Earth. Moreover, the amplitudes of GWs can be readily calculated. It is worth stressing that this is the first time in literature that such a study is done for a large sample of pulsars.

Regarding the GWs generated by the pulsars, our calculations show that the amplitudes are extremely small, as result the prospect for their detection even for aLIGO, AdV, and the planned ET, would be pessimistic. This conclusion is obviously dependent on the mechanism that generates the el-

lipticity. Whether there is some other mechanism that could generate substantially larger ellipticities the prospects for the detection of GWs emitted by the pulsars of Table 1 could be much less pessimistic.

Acknowledgments

J.C.N.A thanks FAPESP (2013/26258-4) and CNPq (308983/2013-0) for partial support. J.G.C. acknowledges the support of FAPESP (2013/15088-0 and 2013/26258-4). C.A.C. acknowledges PNPd-CAPES for financial support.

References

1. de Araujo, J. C. N., Coelho, J. G., & Costa, C. A. 2016a, JCAP, 7, 023
2. de Araujo, J. C. N., Coelho, J. G., & Costa, C. A. 2016b, EPJC, 76, 481
3. Krastev, P. G., Li, B.-A., & Worley, A. 2008, Physics Letters B, 668, 1
4. Bonazzola, S., Friebe, J., & Gourgoulhon, E. 1996, ApJ, 460, 379
5. Zimmermann, M., & Szedenits, E., Jr. 1979, PRD, 20, 351
6. de Araujo, J. C. N., Coelho, J. G., & Costa, C. A. 2016c, ApJ, 831, 35
7. Shapiro, S. L., & Teukolsky, S. A. 1983, Black holes, white dwarfs, and neutron stars: The physics of compact objects
8. Bonazzola, S., & Gourgoulhon, E. 1996, A&A, 312, 675
9. Konno, K., Obata, T., & Kojima, Y. 2000, A&A, 356, 234
10. Regimbau, T., & de Freitas Pacheco, J. A. 2006, A&A, 447, 1
11. Aasi, J., Abadie, J., Abbott, B. P., et al. 2014, ApJ, 785, 119
12. The LIGO Collaboration and VIRGO Collaboration, 2017, arXiv:1701.07709
13. Lander, S. K., & Jones, D. I. 2009, MNRAS, 395, 2162

Table 1 presents the periods (P), their first derivatives (\dot{P}), and the estimated distances (d) from Earth of 1964 pulsars drawn from the ATNF Pulsar Catalog (<http://www.atnf.csiro.au/people/pulsar/psrcat/>). Another selection criteria is that the pulsars must have only an unique measured value for \dot{P} . It is also presented η , ε and h values calculated from the appropriate equations which can be found in Section 3.

Table 1: P , \dot{P} and d for pulsars drawn from the ATNF catalog, with an unique measured value for \dot{P} , and the correspondent ε , η and h for $\kappa = 10$.

Pulsar	P (s)	$\log \dot{P}$	d (kpc)	$\log \varepsilon$	$\log \eta$	$\log h$
J0006+1834	0.693748	-14.6778	0.7	-10.1931	-15.7481	-33.0943
J0007+7303	0.315873	-12.4437	1.4	-8.30073	-13.1724	-30.8195
J0014+4746	1.2407	-15.2487	1.82	-10.5116	-16.5715	-34.3327
J0026+6320	0.318358	-15.8239	13.6	-11.6775	-16.556	-35.1906
J0030+0451	0.004865	-19.9914	0.3	-17.6609	-18.9076	-35.8858
J0034-0534	0.001877	-20.3036	0.98	-18.3867	-18.8063	-36.2985
J0034-0721	0.942951	-15.3893	1.03	-10.7714	-16.593	-34.1069
J0040+5716	1.11823	-14.5406	4.48	-9.84862	-15.8183	-33.9706
J0045-7042	0.632336	-14.6038	59.7	-10.1594	-15.6339	-34.9109
J0045-7319	0.926276	-14.3507	59.7	-9.74047	-15.5466	-34.8236
J0048+3412	1.21709	-14.6289	3.68	-9.90016	-15.9434	-34.0103
J0051+0423	0.354732	-17.1549	0.94	-12.9615	-17.934	-35.4081
J0055+5117	2.11517	-14.0205	2.4	-9.05165	-15.5749	-33.4562
J0056+4756	0.472037	-14.4776	1	-10.1601	-15.3807	-32.8817
J0057-7201	0.738062	-16	2.49	-11.4885	-17.0972	-34.9945
J0100-7211	8.02039	-10.7258	59.7	-5.17819	-12.8592	-32.1362
J0101-6422	0.002573	-20.2874	0.73	-18.2335	-18.9269	-36.2913
J0102+6537	1.67916	-14.2255	2.45	-9.35694	-15.6797	-33.5699
J0106+4855	0.083157	-15.3686	7.33	-11.8052	-15.5176	-33.8838
J0108-1431	0.807565	-16.1135	0.21	-11.5629	-17.2498	-34.0731
J0108+6608	1.28366	-13.8827	1.65	-9.13083	-15.2203	-32.9389
J0108+6905	1.07112	-16.3179	2.59	-11.6446	-17.5768	-35.4912
J0111-7131	0.688542	-14.1494	59.7	-9.66797	-15.2164	-34.4935
J0113-7220	0.325883	-14.3134	59.7	-10.1568	-15.0556	-34.3326
J0117+5914	0.101439	-14.2328	2.14	-10.5832	-14.4682	-32.2997
J0131-7310	0.348124	-14.7545	59.7	-10.5693	-15.5254	-34.8024
J0133-6957	0.463474	-15.9208	2.42	-11.6113	-16.816	-34.7009
J0134-2937	0.136962	-16.1057	1.78	-12.3256	-16.4714	-34.2229
J0137+1654	0.414763	-16.9136	2.51	-12.6524	-17.7606	-35.6613
J0139+5621	1.77534	-13.1018	5.54	-8.20909	-14.5803	-32.8248
J0139+5814	0.272451	-13.9706	2.6	-9.89188	-14.6351	-32.5511
J0141+6009	1.22295	-15.4078	2.3	-10.677	-16.7244	-34.5872
J0146+6145	8.68899	-11.7011	3.6	-6.11872	-13.8693	-31.9266
J0147+5922	0.196321	-15.5901	1.91	-11.6536	-16.1122	-33.8943
J0151-0635	1.46467	-15.3536	1.93	-10.5444	-16.7485	-34.5351
J0152+0948	2.74665	-14.7696	2.3	-9.6873	-16.4375	-34.3003
J0152-1637	0.832742	-14.8861	0.69	-10.3221	-16.0357	-33.3756
J0156+3949	1.81156	-15.8182	4.85	-10.9167	-17.3054	-35.4922
J0157+6212	2.35175	-12.7235	1.61	-7.70869	-14.3241	-32.032
J0201+7005	1.34918	-14.2588	1.15	-9.48533	-15.6181	-33.1798
J0205+6449	0.065716	-12.7122	3.2	-9.25107	-12.759	-30.7652
J0206-4028	0.63055	-14.9208	0.88	-10.4776	-15.9497	-33.3952
J0211-8159	1.07733	-15.5376	1.83	-10.8618	-16.7991	-34.5626

Continued on next page

Table 1 – continued from previous page

Pulsar	P (s)	$\log \dot{P}$	d (kpc)	$\log \epsilon$	$\log \eta$	$\log h$
J0212+5222	0.376386	-14.1805	1.91	-9.96137	-14.9852	-32.7673
J0214+5222	0.024575	-18.5243	1.21	-15.4904	-18.144	-35.7278
J0215+6218	0.54888	-15.1791	3.19	-10.7962	-16.1478	-34.1526
J0218+4232	0.002323	-19.1113	3.15	-17.1018	-17.7065	-35.7058
J0231+7026	1.46682	-14.5072	2.25	-9.69741	-15.9028	-33.756
J0248+6021	0.217094	-13.2588	2	-9.27875	-13.8246	-31.6267
J0255-5304	0.447708	-16.5143	1.15	-12.2198	-17.3944	-34.9562
J0304+1932	1.38758	-14.8861	0.95	-10.1003	-16.2575	-33.7362
J0323+3944	3.03207	-15.1965	2.61	-10.0714	-16.9074	-34.8251
J0324+5239	0.33662	-15.4191	6.28	-11.2485	-16.1754	-34.4744
J0329+1654	0.89332	-15.6676	3.35	-11.0731	-16.8477	-34.8738
J0332+5434	0.71452	-14.6882	1	-10.1908	-15.7714	-33.2725
J0335+4555	0.269201	-17.1337	2.08	-13.0602	-17.7929	-35.6121
J0337+1715	0.002733	-19.752	1.3	-17.6719	-18.4178	-36.0328
J0343-3000	2.59703	-16.2441	2.22	-11.1862	-17.8878	-35.7352
J0343+5312	1.93448	-13.8729	2.48	-8.94288	-15.3886	-33.2841
J0348+0432	0.039123	-18.618	2.1	-15.3821	-18.4396	-36.2628
J0357+5236	0.19703	-15.3215	4.73	-11.3835	-15.8452	-34.0211
J0358+5413	0.156382	-14.3565	1	-10.5189	-14.7799	-32.2809
J0401-7608	0.545253	-14.8125	1.5	-10.4324	-15.7782	-33.4554
J0406+6138	0.594576	-14.2541	3.05	-9.83648	-15.2575	-33.2429
J0407+1607	0.025702	-19.1024	4.07	-16.049	-18.7415	-36.8521
J0415+6954	0.390715	-16.1158	1.57	-11.8805	-16.9368	-34.6337
J0418-4154	0.757119	-15.0114	2.46	-10.4888	-16.1198	-34.0117
J0421-0345	2.16131	-14.9355	3.09	-9.95737	-16.4994	-34.4904
J0426+4933	0.922475	-13.4056	3.6	-8.7972	-14.5997	-32.6571
J0437-4715	0.005757	-19.2418	0.16	-16.8382	-18.2312	-34.9364
J0448-2749	0.450448	-15.8297	2.87	-11.5326	-16.7125	-34.6715
J0449-7031	0.479164	-14.4724	49.7	-10.1484	-15.382	-34.5794
J0450-1248	0.438014	-15.9872	3.27	-11.7022	-16.8578	-34.8734
J0452-1759	0.548939	-14.2403	0.4	-9.85736	-15.209	-32.3121
J0453+1559	0.045782	-17.7305	1.83	-14.4263	-17.6203	-35.3838
J0454+5543	0.340729	-14.6253	1.18	-10.4494	-15.3868	-32.9597
J0455-6951	0.320423	-13.9914	49.7	-9.84222	-14.7263	-33.9237
J0456-7031	0.800132	-13.4353	49.7	-8.88872	-14.5676	-33.7651
J0457-6337	2.49701	-15.6778	2.94	-10.6369	-17.3043	-35.2738
J0458-0505	1.88348	-15.2757	3.83	-10.3573	-16.7798	-34.8641
J0459-0210	1.13308	-14.8539	1.3	-10.1562	-16.1373	-33.7523
J0501+4516	5.7621	-11.2351	2.2	-5.83104	-13.2248	-31.0683
J0502+4654	0.638565	-14.2534	1.78	-9.80471	-15.2877	-33.0392
J0502-6617	0.691251	-13.6364	49.7	-9.1533	-14.7052	-33.9026
J0511-6508	0.322062	-15.6861	2.17	-11.5347	-16.4232	-34.2607
J0519-6932	0.263212	-15.1568	49.7	-11.093	-15.8062	-35.0036
J0520-2553	0.241642	-16.5214	3.47	-12.4948	-17.1338	-35.1751
J0522-6847	0.674532	-13.752	49.7	-9.27957	-14.8102	-34.0076
J0525+1115	0.354438	-16.1331	7.68	-11.9401	-16.9118	-35.2982
J0529-6652	0.975725	-13.8097	49.7	-9.17689	-15.0281	-34.2256
J0532-6639	0.642743	-14.2716	49.7	-9.82016	-15.3088	-34.5062
J0533+0402	0.963018	-15.7959	6.66	-11.1688	-17.0087	-35.3332
J0534+2200	0.033392	-12.3757	2	-9.20862	-12.1285	-29.9306

Continued on next page

Table 1 – continued from previous page

Pulsar	P (s)	$\log \dot{P}$	d (kpc)	$\log \varepsilon$	$\log \eta$	$\log h$
J0534-6703	1.81757	-12.3716	49.7	-7.46867	-13.8603	-33.0577
J0535-6935	0.200511	-13.9393	49.7	-9.99371	-14.4706	-33.668
J0536-7543	1.24586	-15.248	1.04	-10.509	-16.5726	-34.0907
J0537-6910	0.016122	-13.2857	49.7	-10.4348	-12.7222	-31.9197
J0538+2817	0.143158	-14.4353	1.3	-10.6361	-14.8203	-32.4353
J0540+3207	0.524271	-15.3487	2.37	-10.9857	-16.2974	-34.1732
J0540-7125	1.28601	-15.0862	2.69	-10.3335	-16.4246	-34.3554
J0543+2329	0.245975	-13.8125	3.54	-9.77814	-14.4325	-32.4826
J0543-6851	0.708954	-14.4045	49.7	-9.91043	-15.4843	-34.6817
J0546+2441	2.84385	-14.1163	3.16	-9.01898	-15.7994	-33.8001
J0555-7056	0.827838	-14.2248	49.7	-9.66336	-15.3718	-34.5693
J0557+1550	0.002556	-20.1337	5.65	-18.0827	-18.7704	-37.0235
J0600-5756	2.26137	-14.556	2.55	-9.55813	-16.1395	-34.0471
J0601-0527	0.395969	-14.8861	7.54	-10.6449	-15.7129	-34.0913
J0609+2130	0.055698	-18.6289	1.82	-15.2396	-18.6039	-36.3651
J0610-2100	0.003861	-19.9066	5.64	-17.6764	-18.7224	-36.9748
J0612+3721	0.297982	-16.2255	1.49	-12.1078	-16.9288	-34.6031
J0613-0200	0.003062	-20.0182	1.09	-17.8887	-18.7333	-36.2718
J0613+3731	0.619198	-14.4895	1.05	-10.0542	-15.5104	-33.0327
J0614+2229	0.33496	-13.2262	4.74	-9.05777	-13.9804	-32.1572
J0614-3329	0.003149	-19.757	1.02	-17.6153	-18.4843	-35.9939
J0621+0336	0.269954	-17.1403	3.58	-13.0655	-17.8007	-35.8556
J0621+1002	0.028854	-19.3251	1.88	-16.2215	-19.0145	-36.7897
J0623+0340	0.61376	-16.0535	2.53	-11.6221	-17.0707	-34.9749
J0624-0424	1.03908	-15.0809	4.28	-10.4208	-16.3267	-34.4592
J0627+0649	0.346523	-14.7696	4	-10.5864	-15.5384	-33.6416
J0627+0706	0.475877	-13.5258	7.88	-9.20484	-14.4324	-32.83
J0628+0909	1.24142	-15.2612	4	-10.5238	-16.5843	-34.6874
J0629+2415	0.476623	-14.699	4.67	-10.3773	-15.6063	-33.7767
J0630-0046	0.680575	-14.426	5.57	-9.94964	-15.488	-33.7349
J0630-2834	1.24442	-14.1475	0.32	-9.4091	-15.4716	-32.4778
J0631+1036	0.2878	-12.9788	6.54	-8.87627	-13.667	-31.9837
J0633+1746	0.237099	-13.9586	0.25	-9.94022	-14.5627	-31.4617
J0633-2015	3.25321	-14.4179	7.84	-9.26217	-16.1594	-34.5548
J0636-4549	1.9846	-14.4989	0.98	-9.55782	-16.0258	-33.518
J0636+5129	0.002869	-20.4711	0.2	-18.3699	-19.158	-35.9601
J0645+5158	0.008853	-20.308	0.77	-17.7175	-19.4843	-36.8718
J0646+0905	0.903913	-15.1331	9.5	-10.5335	-16.3184	-34.7972
J0647+0913	1.23485	-14.1925	10.84	-9.4574	-15.5132	-34.0493
J0652-0142	0.924054	-15.8182	5.83	-11.209	-17.013	-35.2797
J0653+8051	1.21444	-14.4202	3.37	-9.69239	-15.7337	-33.7624
J0656-2228	1.22475	-16.5735	1.79	-11.842	-17.8907	-35.6446
J0656-5449	0.183157	-16.4962	4.88	-12.5899	-16.9882	-35.1777
J0658+0022	0.563295	-14.0386	6.46	-9.64439	-15.0185	-33.3298
J0659+1414	0.384891	-13.2596	0.28	-9.03085	-14.0741	-31.0223
J0700+6418	0.195671	-18.1643	0.49	-14.2293	-18.685	-35.8762
J0709-5923	0.485268	-15.8996	4.94	-11.5702	-16.8148	-35.0095
J0711+0931	1.21409	-15.3979	2.39	-10.6702	-16.7113	-34.5908
J0711-6830	0.005491	-19.8268	1.04	-17.4437	-18.7956	-36.3137
J0719-2545	0.974725	-14.1379	17.33	-9.50553	-15.3559	-34.0958

Continued on next page

Table 1 – continued from previous page

Pulsar	P (s)	$\log \dot{P}$	d (kpc)	$\log \varepsilon$	$\log \eta$	$\log h$
J0720-3125	8.39112	-13.1561	0.4	-7.58887	-15.3091	-32.4122
J0721-2038	0.015542	-19.3565	3.87	-16.5216	-18.7772	-36.866
J0725-1635	0.424311	-16.0334	4.68	-11.7623	-16.8902	-35.0615
J0726-2612	3.44231	-12.5331	3.01	-7.35283	-14.2991	-32.2788
J0729-1448	0.251659	-12.9469	4.37	-8.90266	-13.5769	-31.7184
J0729-1836	0.51016	-13.7212	3.25	-9.37009	-14.6581	-32.671
J0733-2345	1.79625	-14.2441	11.95	-9.34631	-15.7276	-34.3061
J0737-2202	0.320366	-14.262	4.3	-10.1129	-14.9968	-33.1313
J0738-4042	0.37492	-14.7905	1.6	-10.5731	-15.5936	-33.2988
J0742-2822	0.166762	-13.7747	2	-9.90914	-14.2259	-32.028
J0745-5353	0.214836	-14.5638	7.14	-10.5883	-15.1251	-33.4798
J0746-4529	2.79102	-13.7773	5.71	-8.68807	-15.4522	-33.7099
J0749-4247	1.09545	-15.0101	2.36	-10.3271	-16.2788	-34.1528
J0751+1807	0.003479	-20.1085	0.4	-17.9236	-18.8791	-35.9822
J0754+3231	1.44235	-14.9666	3.92	-10.1641	-16.3548	-34.4491
J0758-1528	0.682265	-14.7905	3.72	-10.3131	-15.8536	-33.9252
J0804-3647	2.19199	-14.3757	7.79	-9.39143	-15.9457	-34.3383
J0807-5421	0.526644	-15.4225	8.76	-11.0575	-16.3732	-34.8167
J0808-3937	0.866349	-15.3969	5.62	-10.8157	-16.5637	-34.8145
J0809-4753	0.547199	-14.5114	12.71	-10.1299	-15.4787	-34.0839
J0812-3905	0.482596	-16.3478	26.83	-12.0207	-17.2605	-36.1902
J0814+7429	1.29224	-15.7747	0.43	-11.0199	-17.1152	-34.2497
J0815+0939	0.645161	-15.857	4.52	-11.4039	-16.8958	-35.052
J0818-3049	0.763742	-15.2366	4.17	-10.7102	-16.3487	-34.4699
J0818-3232	2.16126	-15.1232	3.82	-10.145	-16.6871	-34.7702
J0820-1350	1.23813	-14.6757	1.9	-9.9395	-15.9976	-33.7774
J0820-3826	0.124836	-14.6126	6.82	-10.8728	-14.9381	-33.2729
J0820-3921	1.07357	-13.9136	6.19	-9.23936	-15.1736	-33.4664
J0820-4114	0.545446	-16.7235	2.38	-12.3433	-17.6894	-35.5671
J0821-4221	0.396728	-14.4584	18.16	-10.2165	-15.2861	-34.0462
J0821-4300	0.112799	-17.0325	2.2	-13.3367	-17.3139	-35.1574
J0823+0159	0.864873	-15.9788	1.44	-11.3984	-17.1449	-34.8043
J0826+2637	0.530661	-14.767	0.32	-10.3987	-15.721	-32.7272
J0828-3417	1.84892	-15.0017	0.54	-10.0914	-16.4978	-33.7313
J0831-4406	0.311674	-14.8928	12.73	-10.7556	-15.6156	-34.2215
J0834-4159	0.121116	-14.3526	9.74	-10.626	-14.665	-33.1546
J0835-3707	0.541404	-14.0097	2.34	-9.63269	-14.9723	-32.8426
J0835-4510	0.089328	-12.9031	0.28	-9.30865	-13.0832	-30.0314
J0837+0610	1.27377	-14.1675	0.76	-9.41895	-15.5017	-32.8836
J0837-4135	0.751624	-14.451	1.5	-9.93154	-15.5561	-33.2333
J0838-2621	0.308581	-16.4089	4.56	-12.2761	-17.1275	-35.2875
J0838-3947	1.70395	-15.0899	8.21	-10.215	-16.5505	-34.9659
J0840-5332	0.720612	-14.7852	7.77	-10.284	-15.872	-34.2635
J0842-4851	0.644354	-14.0223	8.68	-9.5697	-15.0605	-33.5001
J0843-5022	0.208956	-15.7645	7.69	-11.801	-16.3137	-34.7007
J0846-3533	1.1161	-14.7959	1.43	-10.1047	-16.0727	-33.7291
J0847-4316	5.97749	-12.9208	13.44	-7.50085	-14.9265	-33.5559
J0849-6322	0.367953	-15.1018	8.35	-10.8926	-15.8968	-34.3195
J0849+8028	1.60223	-15.3507	3.38	-10.5025	-16.7845	-34.8145
J0855-3331	1.26754	-14.1993	1.21	-9.45287	-15.5314	-33.1152

Continued on next page

Table 1 – continued from previous page

Pulsar	P (s)	$\log \dot{P}$	d (kpc)	$\log \varepsilon$	$\log \eta$	$\log h$
J0855-4644	0.064686	-14.1391	9.9	-10.6848	-14.179	-32.6757
J0855-4658	0.575072	-13.8665	28.35	-9.46329	-14.8553	-33.8089
J0856-6137	0.962509	-14.7747	6.53	-10.1478	-15.9872	-34.3032
J0857-4424	0.326774	-13.6326	6.53	-9.47494	-14.376	-32.692
J0900-3144	0.01111	-19.3089	0.82	-16.6198	-18.5838	-35.9987
J0901-4624	0.441995	-13.058	7.46	-8.76912	-13.9326	-32.3064
J0902-6325	0.660313	-15.9706	4.44	-11.5074	-17.0195	-35.168
J0904-4246	0.965171	-14.7235	4.37	-10.0955	-15.9373	-34.0788
J0904-7459	0.549553	-15.3344	4.41	-10.951	-16.3036	-34.4491
J0905-4536	0.988281	-15.8268	6.35	-11.1885	-17.0508	-35.3547
J0905-5127	0.346287	-13.6038	8.38	-9.42091	-14.3724	-32.7967
J0905-6019	0.340854	-15.2823	4.4	-11.1063	-16.044	-34.1886
J0907-5157	0.253556	-14.7375	2.63	-10.69	-15.3708	-33.2918
J0908-1739	0.401626	-15.1746	1.01	-10.9273	-16.0075	-33.5129
J0908-4913	0.106755	-13.8182	1	-10.1463	-14.0757	-31.5768
J0909-7212	1.36289	-15.4776	4	-10.6996	-16.8412	-34.9443
J0912-3851	1.52608	-14.4449	0.62	-9.61788	-15.8576	-33.1511
J0919-6040	1.21698	-17	3.54	-12.2713	-18.3144	-36.3645
J0921+6254	1.56799	-14.4425	0.79	-9.6037	-15.867	-33.2657
J0922+0638	0.430627	-13.8633	1.1	-9.58573	-14.7265	-32.269
J0922-4949	0.950289	-13.0106	10.37	-8.38924	-14.2176	-32.7344
J0924-5302	0.746295	-13.4498	5.61	-8.93341	-14.5518	-32.8019
J0924-5814	0.739501	-14.3116	1.87	-9.79919	-15.4097	-33.1826
J0931-1902	0.004638	-20.3883	3.63	-18.0785	-19.2838	-37.3447
J0932-3217	1.93163	-15.6021	3.84	-10.6727	-17.1171	-35.2025
J0932-5327	4.39216	-14.0773	3.91	-8.79114	-15.9491	-34.0423
J0934-4154	0.570409	-15.5702	3.2	-11.1706	-16.5556	-34.5618
J0934-5249	1.44477	-14.3325	2.93	-9.5293	-15.7215	-33.6894
J0940-5428	0.087545	-13.4828	4.27	-9.89712	-13.6542	-31.7857
J0941-5244	0.658558	-14.9431	5.64	-10.481	-15.9908	-34.2432
J0942-5552	0.664367	-13.6402	0.3	-9.1743	-14.6917	-31.6699
J0942-5657	0.808127	-13.4023	5.02	-8.85137	-14.5389	-32.7407
J0943+1631	1.08742	-16.0405	1.76	-11.3606	-17.306	-35.0526
J0944-1354	0.570264	-16.3439	0.69	-11.9444	-17.3291	-34.669
J0945-4833	0.331586	-14.3161	2.71	-10.152	-15.0658	-32.9998
J0946+0951	1.09771	-14.4572	0.96	-9.77323	-15.7268	-33.2101
J0949-6902	0.640016	-15.1959	8.68	-10.7462	-16.2312	-34.6708
J0952-3839	1.37382	-15.2366	8.44	-10.4552	-16.6036	-35.0311
J0953+0755	0.253065	-15.6383	0.26	-11.5916	-16.2707	-33.1867
J0954-5430	0.472834	-13.3575	6.2	-9.03937	-14.2614	-32.5548
J0955-5304	0.862118	-14.4535	4.87	-9.87444	-15.6182	-33.8068
J0957-5432	0.203557	-14.71	7	-10.7578	-15.2478	-33.594
J0959-4809	0.670086	-16.0862	2.96	-11.6166	-17.1415	-35.1138
J1000-5149	0.255677	-15.0182	2.33	-10.967	-15.655	-33.5234
J1001-5507	1.43658	-13.289	0.3	-8.48825	-14.6755	-31.6537
J1001-5559	1.66118	-15.0655	3.94	-10.2016	-16.5151	-34.6116
J1001-5939	7.73364	-13.2226	3.3	-7.69074	-15.3401	-33.3597
J1002-5559	0.777501	-14.8041	17.42	-10.2699	-15.9239	-34.6661
J1002-5919	0.713489	-15.983	15.13	-11.4861	-17.0655	-35.7464
J1003-4747	0.307072	-13.6556	3.44	-9.52491	-14.372	-32.4096

Continued on next page

Table 1 – continued from previous page

Pulsar	P (s)	$\log \dot{P}$	d (kpc)	$\log \varepsilon$	$\log \eta$	$\log h$
J1006-6311	0.835797	-15.2418	9.3	-10.6763	-16.3931	-34.8626
J1012-2337	2.51795	-15.055	1.29	-10.0105	-16.6852	-34.2969
J1012+5307	0.005256	-19.767	0.7	-17.4029	-18.7168	-36.063
J1012-5830	2.13359	-13.4237	5.34	-8.4511	-14.9819	-33.2105
J1012-5857	0.819911	-13.752	10.14	-9.19481	-14.8949	-33.402
J1013-5934	0.442901	-15.2534	11.32	-10.9636	-16.1288	-34.6837
J1015-5719	0.139882	-13.2411	4.87	-9.45187	-13.616	-31.8046
J1016-5345	0.769584	-14.7144	2.5	-10.1847	-15.8298	-33.7288
J1016-5819	0.087834	-15.1561	4.62	-11.569	-15.329	-33.4947
J1016-5857	0.107386	-13.0926	9.31	-9.41819	-13.3527	-31.8227
J1017-5621	0.503459	-14.5045	11.78	-10.159	-15.4356	-34.0078
J1017-7156	0.002339	-20.6536	0.26	-18.6412	-19.2518	-36.1679
J1018-1642	1.80469	-14.7595	3.27	-9.8596	-16.245	-34.2606
J1019-5749	0.162499	-13.6968	30	-9.8425	-14.1368	-33.115
J1020-5921	1.2383	-13.3925	2.62	-8.65627	-14.7145	-32.6339
J1020-6026	0.14048	-14.1713	29.58	-10.3803	-14.5481	-33.5202
J1021-5601	0.670026	-16.2725	4.18	-11.8029	-17.3277	-35.4499
J1022+1001	0.016453	-19.3635	0.74	-16.5038	-18.8089	-36.1792
J1022-5813	1.64373	-12.8386	30	-7.97935	-14.2836	-33.2618
J1023+0038	0.001688	-19.9208	1.37	-18.05	-18.3773	-36.0151
J1024-0719	0.005162	-19.7328	1.1	-17.3766	-18.6748	-36.2172
J1028-5819	0.091403	-13.7932	2.76	-10.1888	-13.9833	-31.9253
J1031-6117	0.306411	-14.7496	30	-10.6198	-15.465	-34.4432
J1032-5206	2.40762	-13.7471	4.33	-8.72211	-15.3579	-33.4954
J1032-5911	0.464208	-14.5229	7.26	-10.2127	-15.4187	-33.7807
J1034-3224	1.15059	-15.6383	4.68	-10.9339	-16.9283	-35.0996
J1035-6345	0.579577	-15.4559	6.54	-11.0494	-16.4482	-34.7648
J1036-4926	0.510368	-14.7825	8.71	-10.4312	-15.7195	-34.1606
J1036-6559	0.533502	-14.8665	7.86	-10.4959	-15.8227	-34.2192
J1038+0032	0.028852	-19.1739	2.36	-16.0703	-18.8632	-36.7372
J1038-5831	0.661992	-14.9031	2.43	-10.4388	-15.9531	-33.8398
J1041-1942	1.38637	-15.0246	3.18	-10.2392	-16.3956	-34.3991
J1042-5521	1.17086	-14.172	6.98	-9.46003	-15.4696	-33.8146
J1043-6116	0.288602	-13.983	18.2	-9.87921	-14.6724	-33.4335
J1045-4509	0.007474	-19.752	0.34	-17.235	-18.8547	-35.8873
J1046+0304	0.326271	-15.9066	2.25	-11.7495	-16.6493	-34.5025
J1046-5813	0.369427	-14.9431	4.8	-10.7321	-15.7398	-33.9221
J1047-3032	0.330328	-16.2147	4.14	-12.0523	-16.9628	-35.0808
J1047-6709	0.198451	-14.7721	4.67	-10.831	-15.2989	-33.4693
J1048-5832	0.123671	-13.0164	2.9	-9.28065	-13.3378	-31.3012
J1049-5833	2.20233	-14.3556	9.73	-9.36923	-15.9276	-34.4168
J1050-5953	6.45208	-10.4191	9	-4.96592	-12.4579	-30.9132
J1052-5954	0.180592	-13.699	13.55	-9.79882	-14.1848	-32.8178
J1052-6348	0.38383	-15.4123	5.27	-11.1847	-16.2256	-34.4484
J1054-5943	0.346909	-14.3904	6.81	-10.2067	-15.1598	-33.494
J1054-5946	0.228324	-15.6799	5.81	-11.6778	-16.2676	-34.5328
J1054-6452	1.84	-14.5031	13.53	-9.5948	-15.997	-34.6294
J1055-6022	0.947558	-13.0343	25.63	-8.41427	-14.2401	-33.1499
J1055-6028	0.099661	-13.5302	30	-9.8882	-13.7579	-32.736
J1055-6236	0.448635	-15.15	3.64	-10.8546	-16.031	-34.0932

Continued on next page

Table 1 – continued from previous page

Pulsar	P (s)	$\log \dot{P}$	d (kpc)	$\log \varepsilon$	$\log \eta$	$\log h$
J1055-6905	2.9194	-13.6925	11.91	-8.58376	-15.3869	-33.9639
J1056-5709	0.676082	-15.2396	17.61	-10.7661	-16.2987	-35.0455
J1056-6258	0.422447	-14.4461	2.4	-10.1769	-15.301	-33.1823
J1056-7117	0.02631	-19.2007	5.27	-16.1371	-18.8499	-37.0728
J1057-4754	0.628306	-15.6478	3.03	-11.2062	-16.6751	-34.6576
J1057-5226	0.197108	-14.2343	1.53	-10.2962	-14.7582	-32.4439
J1057-7914	1.3474	-14.8761	3.46	-10.1032	-16.2348	-34.2749
J1058-5957	0.61627	-15.1824	7.11	-10.7492	-16.2014	-34.5543
J1059-5742	1.185	-14.3665	2.75	-9.64936	-15.6694	-33.6098
J1101-6101	0.0628	-14.0675	7	-10.6261	-14.0946	-32.4408
J1101-6424	0.005109	-20.7447	7.86	-18.3929	-19.6822	-38.0787
J1103-5403	0.003393	-20.4342	3.16	-18.2601	-19.1939	-37.1946
J1103-6025	0.396587	-15.0044	6.83	-10.7626	-15.8319	-34.1673
J1104-6103	0.280905	-14.7055	2.31	-10.6135	-15.3832	-33.2479
J1105-6107	0.063193	-13.8013	7.07	-10.3572	-13.8312	-32.1816
J1106-6438	2.71793	-14.6326	7.88	-9.55495	-16.296	-34.6936
J1107-5907	0.252773	-17.0453	1.81	-12.9991	-17.6772	-35.4359
J1107-5947	1.51653	-15.4685	3.52	-10.6442	-16.8785	-34.9261
J1107-6143	1.7994	-12.8069	13.72	-7.9083	-14.2912	-32.9296
J1110-5637	0.558253	-14.6861	9.18	-10.2958	-15.6621	-34.126
J1112-6103	0.064962	-13.5017	30	-10.0456	-13.5435	-32.5217
J1112-6613	0.334213	-15.0841	19.31	-10.9166	-15.8372	-34.6241
J1112-6926	0.820484	-14.5467	12.32	-9.98916	-15.6899	-34.2816
J1114-6100	0.88082	-13.3363	30	-8.74796	-14.5103	-33.4885
J1115+5030	1.65644	-14.6038	0.51	-9.74117	-16.0521	-33.2608
J1115-6052	0.259777	-14.1409	6.76	-10.0828	-14.7846	-33.1156
J1116-4122	0.943158	-14.0996	2.68	-9.4816	-15.3034	-33.2326
J1117-6154	0.505097	-13.9031	22.38	-9.55626	-14.8356	-33.6865
J1117-6447	1.15527	-15.6198	27.12	-10.9137	-16.9116	-35.846
J1119-6127	0.407963	-11.3958	8.4	-7.1417	-12.2355	-30.6609
J1119-7936	2.2806	-14.4353	1.52	-9.43383	-16.0225	-33.7054
J1121-5444	0.535783	-14.5575	15.43	-10.1851	-15.5157	-34.2051
J1123-4844	0.244838	-16.1844	8.74	-12.1521	-16.8024	-35.245
J1123-6102	0.640234	-14.1898	14.75	-9.73998	-15.2253	-33.8951
J1123-6259	0.271434	-14.2798	7.54	-10.2027	-14.9427	-33.3211
J1123-6651	0.232976	-14.5607	3.48	-10.5499	-15.1571	-33.1998
J1124-5638	0.18556	-17.0458	23.74	-13.1338	-17.5434	-36.4199
J1124-5916	0.135477	-12.1232	5	-8.34789	-12.4842	-30.6842
J1124-6421	0.479099	-15.2076	14.9	-10.8837	-16.1172	-34.7914
J1125-5825	0.003102	-19.2154	2.98	-17.0803	-17.9362	-35.9114
J1125-6014	0.00263	-20.3969	1.94	-18.3334	-19.046	-36.8348
J1126-6054	0.202737	-15.5513	8.05	-11.6009	-16.0874	-34.4942
J1126-6942	0.579416	-14.4815	2.07	-10.075	-15.4736	-33.2907
J1128-6219	0.515984	-16.9586	30	-12.6025	-17.9004	-36.8786
J1130-5826	0.162323	-16.7986	9.45	-12.9448	-17.2381	-35.7146
J1130-5925	0.680984	-15.0214	8.28	-10.5448	-16.0836	-34.5027
J1130-6807	0.256353	-15.3372	7.14	-11.285	-15.9752	-34.33
J1132-5627	0.175166	-16.1675	21.3	-12.2806	-16.6401	-35.4695
J1133-6250	1.02287	-15.3449	30	-10.6916	-16.5838	-35.562
J1136+1551	1.18791	-14.4283	0.35	-9.71005	-15.7322	-32.7773

Continued on next page

Table 1 – continued from previous page

Pulsar	P (s)	$\log \dot{P}$	d (kpc)	$\log \epsilon$	$\log \eta$	$\log h$
J1136-5525	0.364706	-14.0851	2.6	-9.87973	-14.8762	-32.7923
J1137-6700	0.556216	-16.1445	19.53	-11.7558	-17.1189	-35.9106
J1138-6207	0.117564	-13.9031	24.5	-10.1894	-14.2025	-33.0927
J1141-3107	0.538432	-14.7077	2.72	-10.3332	-15.668	-33.6037
J1141-3322	0.291468	-15.3344	3.84	-11.2264	-16.0282	-34.1135
J1141-6545	0.393899	-14.3655	3	-10.1267	-15.1901	-33.1682
J1142-6230	0.558383	-16.1085	10.81	-11.7181	-17.0845	-35.6194
J1143-5158	0.675646	-15.158	10.68	-10.6848	-16.2169	-34.7465
J1143-5536	0.685358	-15.3143	11.44	-10.8349	-16.3793	-34.9388
J1144-6217	0.850665	-13.5114	8.88	-8.93824	-14.6704	-33.1198
J1146-6030	0.273372	-14.7471	2.59	-10.6669	-15.413	-33.3274
J1148-5725	3.55994	-13.9547	6.99	-8.75978	-15.7353	-34.0808
J1148-6415	3.24103	-14.5686	9.07	-9.4145	-16.3085	-34.7671
J1151-6108	0.101633	-13.9872	7.65	-10.3367	-14.2233	-32.6081
J1152-5800	1.78983	-14.8928	7.87	-9.99653	-16.3747	-34.7718
J1152-6012	0.37657	-14.1746	2.09	-9.95528	-14.9796	-32.8008
J1154-6250	0.282012	-15.2526	2.06	-11.1589	-15.932	-33.7469
J1156-5707	0.288409	-13.5768	20.4	-9.47329	-14.2659	-33.0766
J1156-5909	1.03793	-14.9914	8.76	-10.3318	-16.2367	-34.6803
J1157-5112	0.043589	-18.8447	1.88	-15.5618	-18.7132	-36.4884
J1157-6224	0.400522	-14.4056	4	-10.1595	-15.2374	-33.3405
J1159-6409	0.667486	-16.6198	6.03	-12.1519	-17.6734	-35.9548
J1159-7910	0.525074	-14.5498	4.36	-10.1861	-15.4991	-33.6397
J1201-6306	0.592136	-14.4486	30	-10.0327	-15.4501	-34.4283
J1202-5820	0.452801	-14.6716	4.94	-10.3723	-15.5567	-33.7515
J1204-6843	0.308861	-15.6635	5.66	-11.5303	-16.3825	-34.6363
J1210-5226	0.424131	-16.6536	2.6	-12.3827	-17.5103	-35.4263
J1210-5559	0.279767	-15.1391	11.65	-11.0488	-15.815	-34.3824
J1210-6550	4.23701	-15.3655	1.58	-10.095	-17.2217	-34.9214
J1211-6324	0.433084	-15.5901	12.3	-11.31	-16.4558	-35.0468
J1214-5830	0.909823	-16.2725	4.83	-11.67	-17.4606	-35.6456
J1215-5328	0.636414	-15.9393	11.24	-11.4921	-16.9722	-35.524
J1216-6223	0.374047	-13.7747	30	-9.55831	-14.5768	-33.5549
J1216-6410	0.003539	-20.7905	1.71	-18.5982	-19.5685	-37.3026
J1220-6318	0.789212	-16.0953	13.96	-11.5546	-17.2216	-35.8676
J1222-5738	1.08116	-15.8239	2.12	-11.1466	-17.0869	-34.9143
J1224-6208	0.585761	-13.6946	23.64	-9.28348	-14.6915	-33.5662
J1224-6407	0.216476	-14.3054	4	-10.3265	-14.87	-32.9731
J1225-5556	1.01845	-14.6861	5.39	-10.0347	-15.9232	-34.1559
J1225-6035	0.626324	-15.5406	6.19	-11.1004	-16.5666	-34.8593
J1225-6408	0.419618	-15.0241	24.6	-10.7578	-15.8761	-34.7681
J1227-4853	0.001686	-19.9547	2	-18.0844	-18.4107	-36.2128
J1227-6208	0.034528	-18.7282	15.82	-15.5465	-18.4955	-37.1957
J1231-1411	0.003684	-19.6421	0.45	-17.4323	-18.4375	-35.5918
J1231-4609	0.877239	-16.4202	6.16	-11.8336	-17.5925	-35.8831
J1231-6303	1.35124	-14.8539	12.12	-10.0797	-16.2138	-34.7983
J1232-4742	1.87299	-16.8539	1.4	-11.9379	-18.3556	-36.0027
J1232-6501	0.088282	-18.091	10	-14.5017	-18.266	-36.7671
J1233-6312	0.564759	-14.1599	20.49	-9.76458	-15.1409	-33.9535
J1233-6344	0.756892	-14.4112	30	-9.88868	-15.5194	-34.4975

Continued on next page

Table 1 – continued from previous page

Pulsar	P (s)	$\log \dot{P}$	d (kpc)	$\log \epsilon$	$\log \eta$	$\log h$
J1235-6354	0.256778	-15.7055	27.05	-11.6525	-16.3442	-35.2775
J1236-5033	0.29476	-15.8069	8.29	-11.694	-16.5055	-34.9251
J1237-6725	2.11097	-14.6596	7.8	-9.69162	-16.2132	-34.6063
J1238+21	1.11859	-14.8386	1.77	-10.1465	-16.1165	-33.8655
J1239+2453	1.38245	-15.0177	0.84	-10.2336	-16.3875	-33.8129
J1239-6832	1.30191	-13.9245	2.89	-9.16642	-15.2682	-33.2301
J1240-4124	0.512242	-14.7595	3.59	-10.4065	-15.6981	-33.7542
J1243-5735	0.471225	-16.0969	19.2	-11.7802	-16.9993	-35.7836
J1243-6423	0.388481	-14.3468	2	-10.114	-15.1653	-32.9674
J1244-5053	0.275207	-15	8.49	-10.9169	-15.6688	-34.0988
J1244-6359	0.147274	-17.3565	12.05	-13.545	-17.7538	-36.3359
J1244-6531	1.54682	-14.1439	30	-9.31098	-15.5625	-34.5406
J1245-6238	2.28309	-13.9626	14.63	-8.9606	-15.5502	-34.2165
J1248-6344	0.198335	-13.7721	23.99	-9.83126	-14.2987	-33.1797
J1248-6444	1.23489	-14.7144	9.55	-9.97936	-16.0352	-34.5163
J1249-6507	0.434445	-16.9172	8.51	-12.6358	-17.7843	-36.2153
J1251-7407	0.327058	-15.4377	5.22	-11.2796	-16.1815	-34.4002
J1252-6314	0.823339	-15.9666	11	-11.4075	-17.1113	-35.6538
J1253-5820	0.255496	-14.6778	2.94	-10.6269	-15.3143	-33.2837
J1254-6150	0.184502	-15.2048	2.24	-11.2954	-15.7	-33.5513
J1255-6131	0.657974	-14.3979	7.36	-9.93628	-15.4453	-33.8132
J1257-1027	0.617308	-15.4401	2.22	-11.0061	-16.4597	-34.3072
J1259-6741	0.663329	-14.9172	2.72	-10.452	-15.9681	-33.9037
J1300+1240	0.006219	-18.9431	0.6	-16.5059	-17.966	-35.2452
J1301-6305	0.184528	-12.5735	15.84	-8.66397	-13.0687	-31.7695
J1301-6310	0.66383	-13.2487	2.06	-8.78321	-14.2999	-32.1149
J1302-6313	0.967846	-14.1986	28.06	-9.56934	-15.4136	-34.3627
J1302-6350	0.047763	-14.6421	2.3	-11.3195	-14.5503	-32.4131
J1303-6305	2.30664	-14.6615	13.62	-9.65511	-16.2537	-34.8889
J1305-6203	0.427762	-13.4935	24.07	-9.21884	-14.3538	-33.2364
J1305-6256	0.478231	-14.6757	30	-10.3526	-15.5845	-34.5627
J1305-6455	0.571647	-14.3947	30	-9.99411	-15.381	-34.3592
J1306-6242	0.981902	-14.2321	22.63	-9.59658	-15.4533	-34.3091
J1306-6617	0.473026	-14.224	29.16	-9.90569	-15.1281	-34.0939
J1307-6318	4.96243	-13.6757	14.45	-8.33657	-15.6006	-34.2615
J1308-4650	1.05883	-15.279	4.91	-10.6107	-16.533	-34.7251
J1308-5844	0.4647	-14.0635	8.86	-9.75286	-14.9598	-33.4083
J1309-6415	0.619454	-14.056	30	-9.62055	-15.0772	-34.0553
J1309-6526	0.398292	-16.7352	19.94	-12.4915	-17.5645	-36.3653
J1311-1228	0.447518	-15.821	2.3	-11.5268	-16.701	-34.5638
J1311-3430	0.00256	-19.6778	3.72	-17.6261	-18.3152	-36.3868
J1312-5402	0.728154	-15.8297	9.65	-11.3241	-16.9211	-35.4067
J1312-5516	0.849236	-14.2434	6.75	-9.67088	-15.4015	-33.7319
J1312-6400	2.43743	-15.1656	2.21	-10.1352	-16.7817	-34.6271
J1313+0931	0.848933	-15.0969	0.78	-10.5246	-16.2549	-33.6481
J1314-6101	2.94839	-13.9318	9.6	-8.81878	-15.6305	-34.1139
J1316-6232	0.342825	-14.2757	30	-10.0972	-15.0399	-34.0181
J1317-5759	2.6422	-13.8996	5.55	-8.83421	-15.5507	-33.7961
J1317-6302	0.261271	-15.9914	30	-11.9309	-16.6376	-35.6158
J1319-6056	0.284351	-14.8153	12.64	-10.718	-15.4983	-34.1011

Continued on next page

Table 1 – continued from previous page

Pulsar	P (s)	$\log \dot{P}$	d (kpc)	$\log \epsilon$	$\log \eta$	$\log h$
J1319-6105	0.421118	-14.8239	14.88	-10.5561	-15.6775	-34.3511
J1320-3512	0.458488	-17.7212	0.93	-13.4165	-18.6117	-36.0813
J1320-5359	0.279729	-14.0339	4.23	-9.94367	-14.7097	-32.8371
J1321-5922	1.27906	-14.6253	30	-9.87491	-15.9613	-34.9395
J1321+8323	0.670037	-15.2472	0.77	-10.7776	-16.3024	-33.69
J1322-6241	0.506058	-14.5867	19.91	-10.239	-15.52	-34.3202
J1322-6329	2.76421	-13.9547	30	-8.86965	-15.6254	-34.6036
J1324-6146	0.844109	-14.2534	30	-9.68351	-15.4089	-34.3871
J1324-6302	2.4838	-15.0092	11.03	-9.97065	-16.6335	-35.1771
J1326-5859	0.477991	-14.4895	3	-10.1666	-15.398	-33.3762
J1326-6408	0.79267	-14.5086	15.7	-9.96609	-15.6369	-34.3338
J1326-6700	0.543009	-14.2749	8.5	-9.89665	-15.2389	-33.6693
J1327-0755	0.002678	-19.752	2.17	-17.6808	-18.409	-36.2465
J1327-6222	0.529913	-13.7235	4	-9.35588	-14.6769	-32.78
J1327-6301	0.196479	-14.8153	6.5	-10.8785	-15.3378	-33.6517
J1327-6400	0.280678	-13.5058	30	-9.41418	-14.1832	-33.1614
J1328-4357	0.532699	-14.5214	2.29	-10.1515	-15.4771	-33.338
J1328-4921	1.47872	-15.2147	7.78	-10.4013	-16.6137	-35.0057
J1329-6158	1.56522	-13.4698	8.11	-8.63177	-14.8935	-33.3036
J1331-5245	0.648117	-15.2924	10.5	-10.8373	-16.3332	-34.8555
J1332-3032	0.650434	-15.2518	0.87	-10.7952	-16.2942	-33.7347
J1333-4449	0.345603	-18.2676	2.32	-14.0856	-19.0353	-36.9019
J1334-5839	0.107718	-16.6655	3.89	-12.9898	-16.927	-35.018
J1337-6306	0.207953	-15.4486	16.01	-11.4871	-15.9957	-34.7011
J1337-6423	0.009423	-19.6073	6.3	-16.9897	-18.8106	-37.111
J1338-6204	1.23899	-13.857	8.16	-9.12046	-15.1792	-33.592
J1339-4712	0.137055	-18.2757	1.77	-14.4954	-18.6418	-36.3908
J1339-6618	0.558179	-15.4559	7.62	-11.0657	-16.4319	-34.8149
J1340-6456	0.378622	-14.2967	1.92	-10.0751	-15.1041	-32.8884
J1341-6023	0.627285	-13.71	7.03	-9.26905	-14.7366	-33.0846
J1341-6220	0.19334	-12.5969	8.55	-8.66711	-13.1123	-31.5454
J1344-6059	0.540102	-16.3665	7.17	-11.9906	-17.3282	-35.6847
J1345-6115	1.25309	-14.4881	5.87	-9.74668	-15.8152	-34.0849
J1346-4918	0.299625	-16.4559	3.9	-12.3359	-17.1617	-35.2538
J1347-5947	0.609962	-13.8477	6.54	-9.41896	-14.8622	-33.1788
J1348-6307	0.927772	-14.4214	8.18	-9.81047	-15.618	-34.0318
J1349-6130	0.259363	-14.2899	5.82	-10.2325	-14.9329	-33.1989
J1350-5115	0.295699	-15.1232	4.52	-11.0089	-15.8232	-33.9794
J1352-6803	0.628903	-14.9101	14.24	-10.4681	-15.9378	-34.5924
J1354-6249	2.95194	-13.8297	5.62	-8.71618	-15.529	-33.7798
J1355-5153	0.644301	-14.5513	6.47	-10.0988	-15.5895	-33.9015
J1355-5747	2.03867	-15.1457	7.58	-10.1929	-16.6842	-35.0649
J1355-5925	1.21338	-14.2226	8.43	-9.49512	-15.5357	-33.9626
J1355-6206	0.276603	-17.5086	7.95	-13.4233	-18.1796	-36.5811
J1356-5521	0.50738	-15.1403	8.75	-10.7915	-16.0747	-34.5178
J1357-6429	0.166108	-12.4437	4.09	-8.57985	-12.8932	-31.006
J1359-6038	0.127501	-14.1979	5	-10.4489	-14.5326	-32.7326
J1400-6325	0.031182	-13.4101	7	-10.2727	-13.1331	-31.4793
J1401-6357	0.84279	-13.7773	1.8	-9.20811	-14.9322	-32.6885
J1403-6310	0.39917	-16.0458	6.14	-11.8011	-16.8761	-35.1653

Continued on next page

Table 1 – continued from previous page

Pulsar	P (s)	$\log \dot{P}$	d (kpc)	$\log \varepsilon$	$\log \eta$	$\log h$
J1403-7646	1.3062	-14.9208	7.03	-10.1614	-16.266	-34.614
J1405-4656	0.007602	-19.5544	0.74	-17.03	-18.6645	-36.0348
J1405-5641	0.617575	-14.9208	21.3	-10.4867	-15.9407	-34.7701
J1406-5806	0.288349	-15.214	6.73	-11.1106	-15.903	-34.2321
J1406-6121	0.213075	-13.262	9.11	-9.29003	-13.8197	-32.2803
J1407-6048	0.492344	-14.5003	9.7	-10.1646	-15.4217	-33.9096
J1407-6153	0.701615	-14.0531	9.75	-9.56351	-15.1283	-33.6184
J1409-6953	0.528591	-15.0757	12.6	-10.7091	-16.028	-34.6294
J1410-6132	0.050052	-13.4949	30	-10.152	-13.4234	-32.4016
J1410-7404	0.278729	-17.1713	2.15	-13.0827	-17.8457	-35.6792
J1412-6111	0.529156	-14.719	5.95	-10.3519	-15.6717	-33.9473
J1412-6145	0.315225	-13.0057	9.32	-8.86361	-13.7335	-32.2039
J1413-6141	0.285625	-12.4776	11	-8.37831	-13.1625	-31.705
J1413-6222	0.292408	-14.6517	27.74	-10.5423	-15.3468	-34.291
J1413-6307	0.394946	-14.129	3.68	-9.88902	-14.9547	-33.0216
J1414-6802	4.63019	-14.1945	6.6	-8.88545	-16.0892	-34.4098
J1415-6621	0.392479	-15.2366	14.4	-10.9993	-16.0595	-34.719
J1416-5033	0.794883	-15.9208	1.99	-11.3771	-17.0503	-34.8502
J1416-6037	0.29558	-14.3686	5.72	-10.2544	-15.0684	-33.3268
J1418-3921	1.09681	-15.0511	5.04	-10.3675	-16.3204	-34.5239
J1418-5945	1.6726	-15.567	9.31	-10.7002	-17.0196	-35.4896
J1420-5416	0.935772	-15.6253	4.9	-11.0106	-16.8256	-35.0168
J1420-5625	0.034117	-19.1707	1.74	-15.9943	-18.9328	-36.6744
J1420-6048	0.06818	-13.0799	7.65	-9.60277	-13.1427	-31.5274
J1423-6953	0.333411	-14.8386	6.38	-10.6722	-15.5908	-33.8966
J1424-5556	0.770375	-15.1079	7.71	-10.5778	-16.2238	-34.6119
J1424-5822	0.366734	-14.4045	10.19	-10.1967	-15.198	-33.7072
J1424-6438	1.0235	-15.6198	8.31	-10.9662	-16.859	-35.2797
J1425-5723	0.353263	-16.6576	1.46	-12.466	-17.4348	-35.1002
J1425-5759	0.707868	-15.1296	10.81	-10.6362	-16.2087	-34.7436
J1425-6210	0.50173	-15.3206	9.98	-10.9766	-16.2502	-34.7504
J1427-4158	0.586486	-15.2069	5.89	-10.7952	-16.2043	-34.4755
J1428-5530	0.57029	-14.6819	2.29	-10.2824	-15.6672	-33.5281
J1429-5935	0.763915	-13.3686	10.62	-8.84206	-14.4807	-33.0079
J1430-6623	0.785441	-14.5575	1.8	-10.019	-15.6818	-33.4381
J1431-4715	0.002012	-19.8508	2.42	-17.9037	-18.3836	-36.2684
J1431-5740	0.004111	-20.1925	4.07	-17.9351	-19.0356	-37.1462
J1432-5032	2.03499	-14.2277	5.72	-9.27566	-15.7654	-34.0238
J1433-6038	1.95443	-14.2495	9.74	-9.31502	-15.7697	-34.2593
J1434-6006	0.306368	-14.52	7.25	-10.3903	-15.2354	-33.5968
J1434-6029	0.963348	-14.9872	5.78	-10.3599	-16.2001	-34.4631
J1434+7257	0.041741	-18.2596	0.75	-14.9956	-18.1093	-35.4855
J1435-5954	0.472995	-14.8125	1.46	-10.4942	-15.7165	-33.3819
J1435-6100	0.009348	-19.6108	3.25	-16.9967	-18.8107	-36.8236
J1437-5959	0.061696	-14.066	11.12	-10.6323	-14.0854	-32.6326
J1437-6146	0.467616	-14.1986	4.77	-9.88525	-15.0976	-33.2772
J1439-5501	0.028635	-18.8477	0.76	-15.7474	-18.5338	-35.9156
J1440-6344	0.459605	-14.9508	4.03	-10.6449	-15.8423	-33.9487
J1441-6137	1.17584	-15.4437	4.44	-10.7299	-16.7432	-34.8916
J1443-5122	0.732061	-15.4711	3.17	-10.9631	-16.5648	-34.5669

Continued on next page

Table 1 – continued from previous page

Pulsar	P (s)	$\log \dot{P}$	d (kpc)	$\log \varepsilon$	$\log \eta$	$\log h$
J1444-5941	2.76023	-14.0846	4.38	-9.0002	-15.7547	-33.8972
J1444-6026	4.75858	-13.7328	8.78	-8.4119	-15.6395	-34.084
J1446-4701	0.002195	-20.0083	2.03	-18.0234	-18.5789	-36.3875
J1449-5846	0.46333	-16.0655	4.74	-11.7562	-16.9605	-35.1374
J1452-5851	0.386625	-13.295	5.64	-9.06425	-14.1114	-32.3638
J1452-6036	0.154991	-14.8386	9.44	-11.0049	-15.2581	-33.7341
J1453+1902	0.005792	-19.9355	0.95	-17.5293	-18.9275	-36.4063
J1453-6413	0.179485	-14.5607	2.8	-10.6632	-15.0438	-32.9921
J1454-5846	0.045249	-18.0878	3.32	-14.7887	-17.9725	-35.9947
J1455-3330	0.007987	-19.6144	0.74	-17.0686	-18.7459	-36.1162
J1456-6843	0.263377	-16.0074	0.43	-11.9434	-16.6572	-33.7917
J1457-5122	1.7483	-14.2765	1.37	-9.39048	-15.7483	-33.3861
J1457-5900	1.49864	-14.4365	4.25	-9.61737	-15.8414	-33.9708
J1457-5902	0.390739	-13.9101	11.33	-9.67476	-14.7311	-33.2864
J1501-0046	0.464037	-15.6216	2.37	-11.3116	-16.5173	-34.3931
J1501-5637	0.782949	-15.7696	6.75	-11.2324	-16.8924	-35.2228
J1502-5653	0.535504	-14.7375	4.51	-10.3653	-15.6955	-33.8507
J1502-5828	0.668105	-13.4389	12.21	-8.9706	-14.4929	-33.0807
J1502-6128	0.842104	-14.8697	7.88	-10.3008	-16.0242	-34.4218
J1502-6752	0.026744	-18.5017	11.57	-15.431	-18.1581	-36.7225
J1503+2111	3.314	-15.8539	0.72	-10.6901	-17.6034	-34.9618
J1504-5621	0.412985	-14.2573	3.93	-9.99789	-15.1024	-33.1978
J1506-5158	0.840739	-14.1959	1.67	-9.62775	-15.3497	-33.0734
J1507-4352	0.286757	-14.7959	1.79	-10.6949	-15.4825	-33.2365
J1507-6640	0.355655	-14.9355	5.62	-10.7411	-15.7157	-33.9665
J1509+5531	0.739682	-14.301	2.1	-9.78853	-15.3992	-33.2225
J1509-5850	0.088922	-14.0376	3.85	-10.4452	-14.2158	-32.3023
J1509-6015	0.339038	-14.6737	13.63	-10.5	-15.4331	-34.0686
J1510-4422	0.943871	-15.2147	4.22	-10.5963	-16.4187	-34.5451
J1511-5414	0.200384	-15.3143	2.24	-11.3689	-15.8453	-33.6966
J1511-5835	0.301511	-15.4634	7.1	-11.3407	-16.1719	-34.5242
J1512-5431	2.04053	-14.7167	6.61	-9.7635	-16.2556	-34.5769
J1512-5759	0.128694	-14.1643	12.7	-10.4113	-14.503	-33.1079
J1513-5739	0.973458	-13.5607	9.84	-8.9289	-14.7781	-33.2722
J1513-5908	0.151251	-11.8153	4.4	-7.99216	-12.2242	-30.3687
J1513-5946	1.04612	-14.0691	4.26	-9.40602	-15.3178	-33.4482
J1514-4834	0.454839	-15.0339	1.59	-10.7325	-15.9209	-33.6233
J1514-4946	0.003589	-19.7305	1.27	-17.5321	-18.5146	-36.1195
J1514-5925	0.148796	-14.5406	4.5	-10.7246	-14.9423	-33.0966
J1515-5720	0.286646	-14.2147	10.32	-10.1139	-14.9012	-33.4159
J1517-4356	0.650837	-15.6655	4.44	-11.2086	-16.7082	-34.8566
J1517-4636	0.886612	-14.6778	10.98	-10.0866	-15.8547	-34.3963
J1518-0627	0.794997	-15.3788	2.69	-10.835	-16.5083	-34.4391
J1518+4904	0.040935	-19.5654	0.7	-16.3099	-19.4067	-36.7528
J1518-5415	0.214925	-16.3915	4.26	-12.4157	-16.9529	-35.0834
J1519-5734	0.518758	-14.3696	13.12	-10.0112	-15.3137	-33.9327
J1519-6106	2.15431	-14.0773	7.23	-9.10051	-15.6397	-33.9999
J1519-6308	1.25405	-14.2248	17.81	-9.48299	-15.5522	-34.3039
J1522-5525	1.3896	-14.4815	1.89	-9.69514	-15.8535	-33.631
J1522-5829	0.395353	-14.699	4.47	-10.4585	-15.5251	-33.6765

Continued on next page

Table 1 – continued from previous page

Pulsar	P (s)	$\log \dot{P}$	d (kpc)	$\log \varepsilon$	$\log \eta$	$\log h$
J1524-5625	0.078219	-13.4089	3.84	-9.87217	-13.5314	-31.6168
J1524-5706	1.11605	-12.4486	21.59	-7.75741	-13.7254	-32.5607
J1524-5819	0.961043	-12.8996	10.87	-8.27343	-14.1115	-32.6488
J1525-5417	1.01169	-13.7905	6.01	-9.14198	-15.0247	-33.3046
J1525-5523	0.355156	-17.0477	3.5	-12.8538	-17.8273	-35.8724
J1525-5545	0.01136	-18.8827	3.53	-16.1839	-18.1673	-36.2161
J1525-5605	0.280349	-15.9355	6.77	-11.8444	-16.6124	-34.944
J1526-5633	0.301888	-15.9101	6.44	-11.7868	-16.6191	-34.929
J1527-3931	2.41758	-13.719	2.01	-8.69213	-15.3315	-33.1358
J1527-5552	1.0487	-13.9469	7.15	-9.28282	-15.1967	-33.5521
J1528-3146	0.060822	-18.6038	0.99	-15.1763	-18.617	-36.1137
J1528-4109	0.526556	-15.4023	5.96	-11.0374	-16.3529	-34.6292
J1528-5547	3.4673	-14.1107	5.55	-8.92725	-15.8798	-34.1252
J1529-3828	0.008486	-19.5686	4.85	-16.9965	-18.7265	-36.9133
J1529-5355	0.891265	-15.0915	7.75	-10.4981	-16.2707	-34.661
J1529-5611	0.822249	-14.3872	3.77	-9.82876	-15.5314	-33.6088
J1530-5327	0.278957	-14.3298	1.46	-10.2408	-15.0044	-32.6699
J1531-4012	0.356849	-16.0164	7.75	-11.8204	-16.798	-35.1884
J1531-5610	0.084202	-13.8633	3.1	-10.2945	-14.0177	-32.0102
J1532+2745	1.12484	-15.1079	0.98	-10.4134	-16.3881	-33.8804
J1532-5308	0.443825	-16.1871	4.45	-11.8964	-17.0634	-35.2129
J1534-4428	1.22143	-15.7447	10.94	-11.0144	-17.0607	-35.6008
J1534-5334	1.36888	-14.8447	1.13	-10.0648	-16.2102	-33.7643
J1534-5405	0.289689	-14.8125	4.26	-10.7071	-15.5036	-33.634
J1535-4114	0.432866	-14.3904	2.8	-10.1106	-15.2559	-33.2041
J1535-4415	0.468402	-16.3925	5.38	-12.0785	-17.2923	-35.5242
J1535-5450	0.566734	-13.8447	4.63	-9.44783	-14.8272	-32.9938
J1535-5848	0.307178	-14.5654	3.13	-10.4346	-15.282	-33.2786
J1536-3602	1.31976	-15.1024	6.45	-10.3384	-16.452	-34.7626
J1536-5433	0.881438	-14.719	3.72	-10.1303	-15.8933	-33.9649
J1536-5907	0.557841	-14.8633	12.09	-10.4733	-15.8389	-34.4224
J1537+1155	0.037904	-17.6162	1.05	-14.394	-17.424	-34.9463
J1537-4912	0.301311	-14.7144	1.82	-10.592	-15.4226	-33.1837
J1537-5153	1.52812	-14.3799	2.63	-9.55225	-15.7932	-33.7142
J1537-5645	0.430464	-14.556	24.59	-10.2786	-15.419	-34.3109
J1538+2345	3.44938	-14.1618	0.98	-8.98059	-15.9287	-33.421
J1538-5438	0.276726	-14.8477	3.6	-10.7622	-15.5189	-33.5763
J1538-5519	0.395731	-16.3872	9.7	-12.1464	-17.2138	-35.7016
J1538-5551	0.104675	-14.4935	10.4	-10.8302	-14.7425	-33.2606
J1538-5621	1.90849	-14.1361	3.76	-9.21194	-15.6459	-33.7222
J1538-5638	0.84398	-14.1475	12.94	-9.57774	-15.303	-33.916
J1538-5732	0.341213	-14.342	3.88	-10.1655	-15.1042	-33.1941
J1538-5750	0.506568	-16.3768	2.41	-12.0287	-17.3105	-35.1936
J1539-4828	1.27284	-14.8962	3.74	-10.148	-16.2301	-34.304
J1539-5521	1.00496	-15.1379	6.84	-10.4923	-16.3692	-34.7053
J1539-5626	0.243392	-14.3143	4	-10.2845	-14.9297	-33.0328
J1539-6322	1.63085	-15.6946	7.75	-10.8388	-17.1362	-35.5266
J1540-5736	0.612916	-15.3757	8.17	-10.9449	-16.3923	-34.8055
J1541-5535	0.295838	-13.1249	7.46	-9.01043	-13.8251	-32.1989
J1542-5034	0.599245	-14.4012	2.58	-9.98015	-15.408	-33.3206

Continued on next page

Table 1 – continued from previous page

Pulsar	P (s)	$\log \dot{P}$	d (kpc)	$\log \varepsilon$	$\log \eta$	$\log h$
J1542-5133	1.78387	-15.2299	4.87	-10.3351	-16.7104	-34.899
J1542-5303	1.20757	-13.109	6.02	-8.38366	-14.4201	-32.7007
J1543-0620	0.709064	-15.0555	1.27	-10.5614	-16.1354	-33.7402
J1543+0929	0.748448	-15.3645	5.9	-10.8469	-16.4678	-34.7397
J1543-5013	0.644255	-13.9957	6.76	-9.54317	-15.0339	-33.3649
J1543-5149	0.002057	-19.7905	1.46	-17.8338	-18.3329	-35.9983
J1543-5459	0.377119	-13.284	6.32	-9.06407	-14.0896	-32.3914
J1544+4937	0.002159	-20.5331	2.3	-18.5554	-19.0965	-36.9593
J1544-5308	0.178554	-16.2168	1.29	-12.3216	-16.6977	-34.3094
J1545-4550	0.003575	-19.2798	2.01	-17.0831	-18.0623	-35.8665
J1546-5302	0.58084	-13.9281	6.1	-9.52061	-14.9213	-33.2077
J1547-0944	1.57692	-14.5317	3.18	-9.69039	-15.9586	-33.9621
J1547-5750	0.647198	-16.5918	3.91	-12.1373	-17.6319	-35.7252
J1547-5839	0.24219	-15.2262	7.19	-11.1986	-15.8395	-34.1973
J1548-4821	0.145655	-18.0969	3.76	-14.2901	-18.4894	-36.5656
J1548-4927	0.602738	-14.3925	3.89	-9.96896	-15.4018	-33.4928
J1548-5607	0.170934	-13.9706	6.95	-10.0943	-14.4326	-32.7756
J1549+2113	1.26247	-15.0685	2.33	-10.3239	-16.3989	-34.2673
J1549-4848	0.288347	-13.8508	1.54	-9.74741	-14.5398	-32.2284
J1549-5722	0.497772	-16.3279	2.93	-11.9874	-17.2541	-35.222
J1550-5242	0.749659	-13.7496	6.67	-9.23126	-14.8536	-33.1788
J1550-5317	1.42112	-15.0292	8.45	-10.2331	-16.411	-34.8389
J1550-5418	2.06983	-10.6345	4	-5.67512	-12.1796	-30.2827
J1551-4424	0.67406	-15.7258	1.98	-11.2537	-16.7837	-34.5814
J1551-5310	0.453394	-12.71	7.52	-8.41004	-13.5956	-31.9729
J1552-4937	0.006284	-19.7212	3.36	-17.2796	-18.7486	-36.776
J1553-5456	1.08133	-13.8041	4.8	-9.12669	-15.0672	-33.2495
J1554-5209	0.12523	-14.6402	3.44	-10.899	-14.967	-33.0046
J1554-5512	3.41804	-13.5058	8.05	-8.32862	-15.2688	-33.6756
J1555-0515	0.97541	-14.6882	1.66	-10.0556	-15.9066	-33.6277
J1555-2341	0.532578	-15.1586	4.61	-10.7888	-16.1142	-34.2789
J1555-3134	0.51811	-16.2062	6.1	-11.8483	-17.1498	-35.4362
J1556-5358	0.994681	-13.983	6.96	-9.34183	-15.2098	-33.5535
J1557-4258	0.329187	-15.4815	7.53	-11.3206	-16.2281	-34.6059
J1558-5419	0.594575	-14.219	9.09	-9.8013	-15.2223	-33.6819
J1558-5756	1.12234	-12.7305	3.74	-8.03691	-14.0098	-32.0837
J1559-4438	0.257056	-14.9914	2.3	-10.9379	-15.6306	-33.4934
J1559-5545	0.957242	-13.6882	5.09	-9.06377	-14.8984	-33.1062
J1600-3053	0.003598	-20.0223	1.8	-17.8228	-18.8075	-36.5638
J1600-5044	0.192601	-14.2958	6.9	-10.3677	-14.8097	-33.1496
J1600-5751	0.194454	-14.6716	5.32	-10.7394	-15.1896	-33.4166
J1600-5916	1.24767	-15.0521	6.54	-10.3125	-16.3773	-34.694
J1601-5244	2.55936	-15.1421	5.14	-10.0905	-16.7793	-34.9914
J1601-5335	0.288457	-13.2048	4.04	-9.10128	-13.894	-32.0015
J1602-4957	0.81999	-13.7986	6.83	-9.24134	-14.9416	-33.277
J1602-5100	0.864227	-13.1574	8	-8.57731	-14.3232	-32.7273
J1603-2531	0.28307	-14.7986	4.6	-10.7033	-15.4796	-33.6435
J1603-2712	0.778313	-14.5214	2.58	-9.98683	-15.6417	-33.5544
J1603-3539	0.141909	-15.9066	3.83	-12.1111	-16.2877	-34.372
J1603-5657	0.496077	-14.5544	8.52	-10.2154	-15.4791	-33.9106

Continued on next page

Table 1 – continued from previous page

Pulsar	P (s)	$\log \dot{P}$	d (kpc)	$\log \epsilon$	$\log \eta$	$\log h$
J1603-7202	0.014842	-19.8069	0.53	-16.9919	-19.2075	-36.4329
J1604-4718	0.527466	-14.3045	1.48	-9.93887	-15.2559	-32.9272
J1604-4909	0.327418	-14.9914	3.59	-10.8328	-15.7357	-33.7918
J1604-7203	0.341403	-16.0757	2.56	-11.899	-16.8381	-34.7474
J1605-5215	1.01361	-14.3233	7.06	-9.67398	-15.5583	-33.9082
J1605-5257	0.658013	-15.5918	1.28	-11.1301	-16.6391	-34.2474
J1607-0032	0.421816	-15.5143	0.61	-11.2457	-16.3685	-33.6549
J1607-5140	0.342723	-14.5952	7.01	-10.4168	-15.3593	-33.706
J1607-6449	0.298116	-16.6038	3.82	-12.486	-17.3073	-35.3905
J1609-1930	1.55792	-15.2933	2.33	-10.4573	-16.715	-34.5834
J1609-4616	0.249609	-15.3002	4.12	-11.2594	-15.9266	-34.0425
J1609-5158	1.2794	-13.8861	12.73	-9.1356	-15.2222	-33.8281
J1610-1322	1.01839	-15.6383	3.89	-10.9869	-16.8753	-34.9663
J1610-5006	0.481119	-13.8665	6.59	-9.54076	-14.7779	-33.0978
J1610-5303	0.786468	-14.5817	6.6	-10.0426	-15.7065	-34.0271
J1611-4811	1.29685	-14.71	5.41	-9.95362	-16.052	-34.2863
J1611-4949	0.666438	-15.266	8.82	-10.7988	-16.3189	-34.7654
J1611-5209	0.182492	-14.2865	3.33	-10.3818	-14.7769	-32.8004
J1611-5847	0.35455	-17.6968	2.33	-13.5037	-18.4756	-36.344
J1612+2008	0.426646	-16.4283	1.43	-12.1548	-17.2875	-34.9439
J1612-2408	0.923834	-14.8041	3.12	-10.1951	-15.9988	-33.9941
J1612-5136	0.483311	-14.4225	18.18	-10.0948	-15.3359	-34.0965
J1612-5805	0.61552	-15.0292	6.29	-10.5965	-16.0476	-34.3473
J1613-4714	0.382376	-15.1993	3.89	-10.9733	-16.0109	-34.1019
J1613-5211	0.457502	-13.7167	6.14	-9.41285	-14.6062	-32.8955
J1613-5234	0.655221	-14.1785	9.94	-9.71865	-15.224	-33.7225
J1614+0737	1.2068	-14.6271	1.77	-9.902	-15.9379	-33.6869
J1614-2230	0.003151	-20.0168	0.7	-17.8749	-18.7444	-36.0906
J1614-3937	0.407292	-15.7986	10.1	-11.5452	-16.6377	-35.143
J1614-5048	0.231694	-12.3054	7.24	-8.29703	-12.8995	-31.2603
J1614-5144	1.53401	-14.1284	9.56	-9.29915	-15.5434	-34.0249
J1614-5402	0.572592	-16.5376	6.96	-12.1363	-17.5246	-35.8683
J1615-2940	2.47757	-14.8013	1.88	-9.76386	-16.4245	-34.1997
J1615-5444	0.360958	-15.4711	8.4	-11.2702	-16.2577	-34.683
J1615-5537	0.791526	-14.699	3.57	-10.1571	-15.8266	-33.8803
J1616-5017	0.491384	-13.3316	3.92	-8.99674	-14.2522	-32.3465
J1616-5109	1.21959	-13.719	18.97	-8.9893	-15.0343	-33.8135
J1616-5208	1.02583	-13.5391	7.38	-8.88457	-14.7793	-33.1484
J1617-4216	3.42847	-13.7423	6.28	-8.56377	-15.5066	-33.8056
J1617-4608	0.56708	-13.7825	10.59	-9.38542	-14.7653	-33.2913
J1617-5055	0.069357	-12.8697	6.46	-9.38512	-12.9399	-31.2512
J1618-4723	0.203553	-14.7011	3.42	-10.749	-15.239	-33.2741
J1620-5414	1.15636	-16.1713	1.73	-11.4648	-17.4636	-35.2027
J1621-5039	1.08402	-13.8861	4.88	-9.20757	-15.1502	-33.3397
J1621-5243	0.371924	-15.1146	7.76	-10.9007	-15.9142	-34.3052
J1622-3751	0.731463	-14.5901	11.55	-10.0824	-15.6834	-34.247
J1622-4332	0.916938	-14.8069	8.32	-10.2011	-15.9984	-34.4195
J1622-4347	0.457681	-14.2967	5.37	-9.99269	-15.1864	-33.4175
J1622-4802	0.265072	-15.5129	6	-11.446	-16.1654	-34.4446
J1622-4845	0.735092	-15.9586	5.24	-11.4488	-17.0541	-35.2745

Continued on next page

Table 1 – continued from previous page

Pulsar	P (s)	$\log \dot{P}$	d (kpc)	$\log \varepsilon$	$\log \eta$	$\log h$
J1622-4944	1.07297	-13.767	8.55	-9.09296	-15.0267	-33.4598
J1622-4950	4.3261	-10.7696	9.14	-5.49	-12.6348	-31.0968
J1622-6617	0.023623	-19.2306	4.66	-16.2138	-18.8331	-37.0026
J1623-0841	0.503015	-14.7077	3.83	-10.3627	-15.6385	-33.7227
J1623-0908	1.27645	-14.5884	3.86	-9.83892	-15.9235	-34.0112
J1623-2631	0.011076	-18.1733	1.8	-15.4854	-17.4468	-35.2031
J1623-4256	0.36459	-14.9914	21.85	-10.7861	-15.7824	-34.6229
J1623-4949	0.725732	-13.3757	3.76	-8.87149	-14.4656	-32.5419
J1624-4411	0.233164	-15.0975	3.64	-11.0863	-15.6943	-33.7564
J1624-4613	0.871243	-16.2168	5.14	-11.6332	-17.3861	-35.5981
J1624-4721	0.448723	-14.382	6.11	-10.0865	-15.2631	-33.5502
J1625-4048	2.35528	-15.3536	5.18	-10.3381	-16.9548	-35.1702
J1625-4904	0.460339	-13.7747	7.94	-9.46816	-14.6669	-33.0678
J1625-4913	0.355856	-14.1772	8.21	-9.98245	-14.9576	-33.373
J1626-4537	0.370141	-14.082	5.41	-9.87015	-14.8795	-33.1137
J1626-4807	0.293928	-13.757	10.25	-9.64527	-14.4544	-32.9661
J1626-6621	0.450868	-15.1158	4.42	-10.8183	-15.999	-34.1454
J1627+1419	0.490857	-15.4056	2.84	-11.0712	-16.3257	-34.2801
J1627-4706	0.140746	-14.762	7.15	-10.9701	-15.1395	-33.4949
J1627-4845	0.612331	-14.4389	6.86	-10.0085	-15.455	-33.7924
J1627-5547	0.352464	-15.1319	5.66	-10.9414	-15.9082	-34.1621
J1627-5936	0.354234	-17.0969	3.67	-12.9042	-17.8753	-35.9411
J1628-4804	0.865971	-14.9066	11.21	-10.3256	-16.0732	-34.6239
J1628-4828	4.13754	-13.757	14.29	-8.49677	-15.6029	-34.2589
J1629-3636	2.98819	-14.1549	3.74	-9.03604	-15.8595	-33.9334
J1629-6902	0.006001	-20	1.36	-17.5783	-19.0074	-36.642
J1630-4719	0.559071	-13.8477	6.7	-9.45679	-14.8243	-33.1515
J1630-4733	0.575971	-13.6517	6.53	-9.24784	-14.6412	-32.9572
J1631-1612	0.677684	-14.9586	1.85	-10.4841	-16.0188	-33.787
J1631-4155	0.551241	-17.055	8.51	-12.6702	-18.0255	-36.4565
J1632-1013	0.717637	-16.1805	4.22	-11.6811	-17.2655	-35.3919
J1632-4509	1.04681	-13.8268	9.13	-9.16349	-15.0758	-33.5374
J1632-4621	1.70915	-13.1192	8.42	-8.24295	-14.5811	-33.0075
J1632-4757	0.228564	-13.821	6.96	-9.81856	-14.4092	-32.7528
J1632-4818	0.813453	-12.1871	8.54	-7.6333	-13.3266	-31.7591
J1633-2009	0.935557	-14.9706	2.76	-10.3561	-16.1708	-34.1128
J1633-4453	0.436507	-14.2076	11.93	-9.92416	-15.0767	-33.6544
J1633-4805	0.71083	-13.1141	11.9	-8.61886	-14.195	-32.7716
J1633-5015	0.352142	-14.4214	7.02	-10.2312	-15.1972	-33.5446
J1634-5107	0.507356	-14.8041	9.3	-10.4553	-15.7386	-34.2081
J1634-5640	0.224201	-16.3872	5.71	-12.3931	-16.967	-35.2247
J1635-1511	1.17939	-15.6345	4.89	-10.9194	-16.9353	-35.1257
J1635+2418	0.490507	-15.9245	2.27	-11.5904	-16.8442	-34.7013
J1635-4513	1.59475	-14.4437	6.96	-9.59755	-15.8755	-34.2192
J1635-4944	0.671964	-14.056	8.85	-9.58521	-15.1125	-33.5605
J1635-5954	0.529121	-14.8633	7.26	-10.4963	-15.816	-34.178
J1636-4440	0.206649	-13.3307	9.33	-9.372	-13.8751	-32.346
J1636-4803	1.20464	-13.684	6.53	-8.95972	-14.994	-33.31
J1636-4933	0.430367	-14.821	11.16	-10.5437	-15.684	-34.2327
J1637-4335	0.771367	-14.4413	30	-9.91058	-15.5577	-34.5359

Continued on next page

Table 1 – continued from previous page

Pulsar	P (s)	$\log \dot{P}$	d (kpc)	$\log \varepsilon$	$\log \eta$	$\log h$
J1637-4450	0.25287	-15.2403	8.2	-11.194	-15.8724	-34.2873
J1637-4553	0.118771	-14.4962	3.83	-10.778	-14.8001	-32.8843
J1637-4642	0.154027	-13.2277	5.77	-9.39663	-13.6444	-31.9067
J1637-4721	1.16574	-14.3526	5.94	-9.64256	-15.6484	-33.9232
J1637-4816	0.837365	-14.2343	10.01	-9.66796	-15.3864	-33.8879
J1638-3815	0.698261	-16.1135	17.54	-11.626	-17.1867	-35.9318
J1638-3951	0.77113	-15.2291	10.96	-10.6986	-16.3454	-34.8863
J1638-4344	1.12194	-16.6021	5.09	-11.9086	-17.8812	-36.089
J1638-4417	0.117802	-14.7932	8.46	-11.0786	-15.0935	-33.5219
J1638-4608	0.278137	-13.2882	5.85	-9.20048	-13.9616	-32.2298
J1638-4725	0.763933	-14.3197	6.87	-9.79316	-15.4319	-33.7699
J1638-5226	0.340503	-14.5768	4.88	-10.4012	-15.338	-33.5275
J1639-4359	0.587559	-16.8239	5.23	-12.4114	-17.8221	-36.0417
J1639-4604	0.529116	-14.2381	4.64	-9.87107	-15.1908	-33.3583
J1640+2224	0.003163	-20.5482	1.45	-18.4047	-19.2775	-36.9399
J1640-4631	0.206443	-12.0106	12.75	-8.0523	-12.5545	-31.1611
J1640-4648	0.178352	-15.0937	6.1	-11.1989	-15.5741	-33.8605
J1640-4715	0.517405	-13.3768	7.25	-9.01947	-14.3197	-32.6811
J1640-4951	0.739099	-15.4763	10.66	-10.9641	-16.5741	-35.1029
J1641-2347	1.09101	-16.3862	1.33	-11.7049	-17.6531	-35.278
J1643-1224	0.004622	-19.7328	0.74	-17.4245	-18.6268	-35.9971
J1643-4505	0.237383	-13.4976	6.3	-9.47867	-14.1022	-32.4026
J1643-4522	1.3479	-14.082	6.19	-9.30886	-15.4408	-33.7335
J1643-4550	0.717508	-13.5229	5.88	-9.0236	-14.6079	-32.8783
J1644-4559	0.45506	-13.6968	4.5	-9.39528	-14.584	-32.7383
J1644-4657	0.125962	-15.1249	9.58	-11.3812	-15.4543	-33.9368
J1645-0317	0.38769	-14.7496	2.61	-10.5176	-15.5672	-33.4849
J1645+1012	0.410861	-16.0899	3.27	-11.8328	-16.9328	-34.9484
J1646-4308	0.84068	-15.9586	10.96	-11.3905	-17.1124	-35.6533
J1646-4346	0.231603	-12.9469	6.86	-8.93872	-13.5408	-31.8782
J1646-5123	0.530075	-14.6778	10.92	-10.31	-15.6313	-34.1705
J1646-6831	1.78561	-14.7696	1.8	-9.87431	-16.2505	-34.0068
J1647-3607	0.212316	-15.8894	12.9	-11.919	-16.4455	-35.0572
J1648-3256	0.719455	-14.4522	5.3	-9.95177	-15.5384	-33.7637
J1648-4458	0.629632	-14.7328	9.89	-10.2903	-15.7611	-34.2573
J1648-4611	0.16495	-13.6253	5.71	-9.76445	-14.0718	-32.3294
J1648-6044	0.583765	-15.3675	5.66	-10.9579	-16.3629	-34.6168
J1649+2533	1.01526	-15.2526	2.91	-10.6026	-16.4883	-34.4533
J1649-3805	0.262026	-16.4353	6.62	-12.3735	-17.0828	-35.4047
J1649-3935	0.77091	-16.4078	9.04	-11.8774	-17.524	-35.9812
J1649-4349	0.870712	-16.3565	5.56	-11.7732	-17.5256	-35.7717
J1649-4653	0.557019	-13.3036	5.63	-8.91432	-14.2787	-32.5302
J1649-4729	0.297692	-14.1838	12.69	-10.0665	-14.8867	-33.4912
J1649-5553	0.613571	-14.7696	14.07	-10.3382	-15.7866	-34.4359
J1650-1654	1.74955	-14.4949	2.15	-9.60847	-15.9669	-33.8004
J1650-4126	0.308918	-16.7033	5.06	-12.57	-17.4223	-35.6275
J1650-4341	0.309398	-16.7773	8.11	-12.6433	-17.4969	-35.907
J1650-4502	0.38087	-13.7932	5.09	-9.56894	-14.6031	-32.8109
J1650-4921	0.156399	-14.7399	5.83	-10.9022	-15.1633	-33.43
J1651-1709	0.973394	-14.5171	1.62	-9.88539	-15.7346	-33.4451

Continued on next page

Table 1 – continued from previous page

Pulsar	P (s)	$\log \dot{P}$	d (kpc)	$\log \varepsilon$	$\log \eta$	$\log h$
J1651-4246	0.844081	-14.3179	5.2	-9.74802	-15.4734	-33.6904
J1651-4519	0.517443	-14.0867	7.29	-9.7294	-15.0297	-33.3935
J1651-5222	0.635056	-14.7423	6.39	-10.2961	-15.7743	-34.0808
J1651-5255	0.890534	-14.684	5.99	-10.0909	-15.8628	-34.1413
J1651-7642	1.75531	-14.8665	5.16	-9.97865	-16.34	-34.5537
J1652-1400	0.305447	-16.7545	3.1	-12.6261	-17.4686	-35.461
J1652-2404	1.70374	-14.5003	3.1	-9.62546	-15.9609	-33.9533
J1652+2651	0.915803	-15.1844	2.93	-10.5792	-16.3754	-34.3433
J1652-4406	7.70718	-14.0223	8.8	-8.49193	-16.1383	-34.5839
J1653-2054	0.004129	-19.9508	2.64	-17.6915	-18.7958	-36.7184
J1653-3838	0.305037	-14.5544	5.12	-10.4266	-15.2679	-33.4782
J1653-4030	1.01937	-15.3605	10.37	-10.7087	-16.598	-35.1148
J1653-4249	0.612558	-14.3179	5.64	-9.88726	-15.3342	-33.5865
J1653-4315	0.41928	-16.8239	5.13	-12.558	-17.6756	-35.8867
J1653-4854	3.05951	-14.4622	13.76	-9.33308	-16.177	-34.8167
J1654-2713	0.791822	-15.7747	4.08	-11.2326	-16.9025	-35.0142
J1654-3710	0.939165	-15.1337	13.15	-10.5175	-16.3356	-34.9556
J1654-4140	1.27395	-15.8861	5.15	-11.1375	-17.2204	-35.4332
J1654-4245	1.10156	-13.2907	11.84	-8.60527	-14.5619	-33.1363
J1655-3048	0.542936	-16.4365	8.57	-12.0583	-17.4004	-35.8345
J1655-3844	1.19344	-14.699	11.94	-9.97872	-16.0049	-34.583
J1656-3621	0.730134	-14.8928	7.6	-10.3859	-15.9853	-34.3672
J1657-4432	0.609607	-14.0862	5.58	-9.65768	-15.1004	-33.3481
J1658-4306	1.16645	-13.3686	9.59	-8.65824	-14.6646	-33.1474
J1658-4958	0.416874	-14.4134	6.26	-10.15	-15.2626	-33.5602
J1658-5324	0.002439	-19.9508	1.24	-17.9201	-18.5671	-36.1616
J1659-1305	0.640958	-15.209	4.85	-10.7587	-16.245	-34.4318
J1659-4316	0.474381	-15.767	7.93	-11.4474	-16.6723	-35.0726
J1659-4439	0.353293	-16.6021	9.18	-12.4105	-17.3793	-35.8432
J1700-3312	1.35831	-14.327	5.64	-9.55053	-15.6891	-33.9415
J1700-3611	1.49409	-14.3645	6.48	-9.54669	-15.768	-34.0807
J1700-3919	0.560504	-17.2984	6.34	-12.9064	-18.2762	-36.5793
J1700-4012	0.283792	-16.0039	5.77	-11.9075	-16.6861	-34.9483
J1700-4422	0.755535	-16.3979	6.44	-11.8762	-17.5053	-35.8153
J1700-4939	0.578363	-14.9666	14.53	-10.5609	-15.9579	-34.6212
J1701-3130	0.291341	-16.2518	4.53	-12.144	-16.9454	-35.1025
J1701-3726	2.45461	-13.9547	7.81	-8.92124	-15.5738	-33.9675
J1701-4533	0.322909	-15.2848	17.39	-11.1323	-16.0231	-34.7644
J1701-4958	0.804304	-15.9586	9.68	-11.4097	-17.0932	-35.5801
J1702-3932	0.390328	-15.4225	9.69	-11.1876	-16.2431	-34.7305
J1702-4128	0.182136	-13.2815	5.18	-9.37765	-13.771	-31.9864
J1702-4217	0.227565	-16.9431	7.49	-12.9425	-17.5293	-35.9049
J1702-4306	0.215507	-14.0092	7.12	-10.0323	-14.5718	-32.9254
J1702-4310	0.240524	-12.6498	5.44	-8.62514	-13.2601	-31.4967
J1702-4428	2.12351	-14.4815	7.05	-9.51098	-16.0377	-34.3869
J1703-1846	0.804341	-14.762	2.05	-10.2131	-15.8965	-33.7094
J1703-3241	1.21178	-15.1805	3.31	-10.4536	-16.493	-34.5139
J1703-4442	1.74729	-13.8447	5.34	-8.95885	-15.3162	-33.5448
J1703-4851	1.3964	-14.2941	4.5	-9.50567	-15.6683	-33.8226
J1704-6016	0.306323	-15.041	1.89	-10.9113	-15.7563	-33.5338

Continued on next page

Table 1 – continued from previous page

Pulsar	P (s)	$\log \dot{P}$	d (kpc)	$\log \varepsilon$	$\log \eta$	$\log h$
J1705-1906	0.298987	-14.383	1.18	-10.2639	-15.0878	-32.6607
J1705-3423	0.255426	-14.9666	3.75	-10.9159	-15.603	-33.6781
J1705-3936	0.854482	-13.7144	8.46	-9.13929	-14.8753	-33.3037
J1705-3950	0.318941	-13.2175	3.86	-9.07036	-13.9504	-32.038
J1705-4108	0.861067	-13.4597	11.87	-8.88118	-14.6239	-33.1994
J1705-4331	0.222561	-16.1475	3.76	-12.1566	-16.7241	-34.8004
J1705-6135	0.808546	-16.2218	6.31	-11.6707	-17.3587	-35.6598
J1706-3839	0.586287	-14.5229	12.2	-10.1113	-15.5201	-34.1076
J1706-4310	0.616979	-14.1864	13.43	-9.7527	-15.2058	-33.835
J1706-6118	0.361921	-15.5346	3.64	-11.3326	-16.3224	-34.3845
J1707-4053	0.581017	-14.7167	4	-10.3091	-15.71	-33.8132
J1707-4341	0.890594	-14.2441	7.99	-9.65099	-15.423	-33.8266
J1707-4417	5.76378	-13.9355	9.17	-8.53138	-15.9254	-34.3888
J1707-4729	0.266474	-14.8069	10.64	-10.7378	-15.4617	-33.9897
J1708-3426	0.692113	-14.3768	4.78	-9.89312	-15.4461	-33.6266
J1708-3506	0.004505	-19.9431	3.5	-17.6459	-18.8259	-36.8711
J1708-3641	0.587567	-15.8697	6.02	-11.4572	-16.8679	-35.1485
J1708-3827	1.22578	-14.0655	17.55	-9.33364	-15.3831	-34.1284
J1708-4008	11.0063	-10.7077	3.8	-5.02265	-12.9785	-31.0594
J1708-4522	1.29784	-14.5834	30	-9.82669	-15.9257	-34.9039
J1708-7539	1.19102	-14.7258	2.01	-10.0065	-16.0309	-33.8352
J1709-1640	0.653054	-14.2	2.61	-9.74157	-15.2441	-33.1618
J1709+2313	0.004631	-20.4401	1.83	-18.131	-19.3349	-37.0984
J1709-3626	0.447857	-14.644	8.97	-10.3494	-15.5243	-33.9781
J1709-3841	0.586986	-14.1046	5.17	-9.6925	-15.1024	-33.3169
J1709-4342	1.7359	-15.0969	5.49	-10.2139	-16.5656	-34.8062
J1709-4401	0.865235	-14.1325	4.98	-9.55195	-15.2988	-33.4971
J1709-4429	0.102459	-13.0315	2.6	-9.37751	-13.2712	-31.1872
J1710-2616	0.954158	-16.699	4.26	-12.0759	-17.9077	-36.0382
J1710-4148	0.286561	-15.9914	6.9	-11.8907	-16.6778	-35.0177
J1711-1509	0.868804	-14.9586	2.94	-10.3762	-16.1267	-34.0961
J1711-3826	0.465365	-14.1302	5.2	-9.81894	-15.0271	-33.2442
J1711-4322	0.102618	-16.5735	4.17	-12.9188	-16.8139	-34.9351
J1711-5350	0.899218	-13.8097	4.24	-9.21235	-14.9927	-33.1211
J1712-2715	0.25536	-14.8928	3.13	-10.8422	-15.5291	-33.5257
J1713+0747	0.00457	-20.0691	1.18	-17.7657	-18.9581	-36.5311
J1713-3844	1.60011	-12.752	6.5	-7.90442	-14.1853	-32.4993
J1714-1054	0.696279	-16.2306	2.65	-11.7444	-17.3026	-35.2269
J1714-3810	3.82494	-10.2306	13.2	-5.00455	-12.0424	-30.664
J1715-3247	1.26021	-16.0362	3.91	-11.2923	-17.3658	-35.459
J1715-3700	0.779628	-15.8356	6.08	-11.3003	-16.9567	-35.2416
J1715-3859	0.928108	-14.3565	10.53	-9.7455	-15.5533	-34.0768
J1715-3903	0.278481	-13.4237	4.8	-9.33541	-14.0976	-32.2799
J1715-4034	2.07215	-14.5214	4.62	-9.56156	-16.067	-34.2327
J1715-4254	0.573745	-15.0575	12.58	-10.6553	-16.0454	-34.6461
J1716-3720	0.630314	-13.7447	9.46	-9.30172	-14.7734	-33.2504
J1716-4005	0.311813	-14.5421	6.33	-10.4048	-15.2652	-33.5676
J1716-4111	1.03607	-14.5406	4.79	-9.88177	-15.7851	-33.9665
J1716-4711	0.555824	-15.0794	19.58	-10.691	-16.0534	-34.8463
J1717-3425	0.656299	-14.0088	22.21	-9.54822	-15.055	-33.9026

Continued on next page

Table 1 – continued from previous page

Pulsar	P (s)	$\log \dot{P}$	d (kpc)	$\log \varepsilon$	$\log \eta$	$\log h$
J1717-3737	0.682419	-14.2765	6.31	-9.79904	-15.3397	-33.6408
J1717-3847	1.1495	-15.0862	9.52	-10.3822	-16.3758	-34.8555
J1717-3953	1.08552	-16.4815	6.88	-11.8024	-17.7463	-36.0849
J1717-4043	0.397857	-13.9136	9.03	-9.67046	-14.7425	-33.1993
J1717-40435	0.349929	-14.757	11.41	-10.5695	-15.5301	-34.0884
J1717-4054	0.887719	-14.4342	5.47	-9.84242	-15.6116	-33.8506
J1717-5800	0.321793	-15.7077	8.85	-11.5567	-16.4445	-34.8925
J1718-3714	1.28938	-13.5817	10.87	-8.82787	-14.9212	-33.4585
J1718-3718	3.37857	-11.7932	5.08	-6.62099	-13.5511	-31.758
J1718-3825	0.07467	-13.8794	4.24	-10.3628	-13.9817	-32.1101
J1718-4539	0.590473	-14.1244	10.82	-9.70971	-15.1247	-33.66
J1719-1438	0.00579	-20.0947	1.64	-17.6886	-19.0866	-36.8025
J1719-4006	0.189094	-14.7773	6.28	-10.8572	-15.2831	-33.5821
J1719-4302	0.235475	-15.4067	9.42	-11.3913	-16.0078	-34.4829
J1720-0212	0.477715	-16.082	5.41	-11.7593	-16.9903	-35.2245
J1720-1633	1.5656	-14.2366	1.76	-9.39844	-15.6604	-33.407
J1720+2150	1.61566	-15.1308	3.59	-10.279	-16.5683	-34.6244
J1720-2446	0.874265	-15.2269	3.44	-10.6418	-16.3977	-34.4354
J1720-2933	0.620448	-15.1273	1.43	-10.6911	-16.1491	-33.8055
J1720-3659	0.351125	-16.4855	5.11	-12.2965	-17.2601	-35.4695
J1721-1936	1.00404	-14.7905	8.6	-10.1453	-16.0214	-34.4569
J1721-1939	0.40404	-15.8928	4.64	-11.6429	-16.7284	-34.8959
J1721-2457	0.003497	-20.2565	1.56	-18.0693	-19.0293	-36.7235
J1721-3532	0.280424	-13.5986	4.6	-9.50733	-14.2756	-32.4394
J1722-3207	0.477158	-15.1898	3.18	-10.8677	-16.0976	-34.1011
J1722-3632	0.399183	-14.3507	5.3	-10.106	-15.181	-33.4063
J1722-3712	0.236173	-13.9626	2.51	-9.94589	-14.565	-32.4657
J1722-4400	0.218554	-15.4271	7.27	-11.4441	-15.9958	-34.3584
J1723-2837	0.001856	-20.1226	1	-18.2106	-18.6204	-36.1214
J1723-2852	0.625034	-15.0458	4.63	-10.6064	-16.0708	-34.2374
J1723-3659	0.202722	-14.0964	4.28	-10.146	-14.6324	-32.7649
J1724-3149	0.948237	-14.1397	10.5	-9.51929	-15.3457	-33.868
J1724-3505	1.22171	-13.6757	12.01	-8.9453	-14.9918	-33.5724
J1724-4500	1.30911	-14.4547	6.26	-9.69426	-15.8008	-34.0985
J1725-0732	0.239919	-15.3665	3.43	-11.343	-15.9757	-34.0121
J1725-2852	1.25779	-14.7011	4.09	-9.95809	-16.0299	-34.1427
J1725-3546	1.03247	-13.8239	10.2	-9.16658	-15.0669	-33.5766
J1725-3848	2.06239	-13.6383	4.49	-8.68045	-15.1818	-33.3351
J1725-3853	0.004792	-19.301	3.44	-16.9771	-18.2107	-36.2483
J1725-4043	1.46507	-14.5544	4.8	-9.74508	-15.9494	-34.1317
J1726-3530	1.11013	-11.9136	9.97	-7.22481	-13.1882	-31.6879
J1726-3635	0.287432	-14.8416	7.36	-10.7396	-15.5293	-33.8973
J1726-4006	0.882778	-14.4776	6.19	-9.88825	-15.6526	-33.9453
J1727-2739	1.2931	-14.9586	3.75	-10.2035	-16.2994	-34.3745
J1727-2946	0.027083	-18.6091	1.62	-15.5329	-18.2709	-35.9815
J1728-0007	0.386004	-14.9508	2.44	-10.7207	-15.7665	-33.655
J1728-3733	0.615538	-16.1427	4.94	-11.71	-17.1611	-35.3559
J1728-4028	0.866343	-15.6326	5.51	-11.0515	-16.7995	-35.0417
J1729-2117	0.066293	-18.7645	1.42	-15.2996	-18.8151	-36.4684
J1730-2304	0.008123	-19.6946	0.62	-17.1415	-18.8335	-36.127

Continued on next page

Table 1 – continued from previous page

Pulsar	P (s)	$\log \dot{P}$	d (kpc)	$\log \epsilon$	$\log \eta$	$\log h$
J1730-2900	1.53843	-14.0531	6.85	-9.22253	-15.4693	-33.806
J1730-3350	0.13946	-13.0716	4.26	-9.2837	-13.4452	-31.5757
J1730-3353	3.27024	-13.6576	4.23	-8.49955	-15.4013	-33.5287
J1731-1847	0.002345	-19.5952	4.03	-17.5816	-18.1945	-36.3008
J1731-3123	0.753048	-14.7747	5.32	-10.2544	-15.8807	-34.1076
J1731-3322	0.544671	-13.5513	11.98	-9.17171	-14.5166	-33.0961
J1731-4744	0.829829	-12.7852	4.98	-8.22271	-13.9333	-32.1316
J1732-1930	0.48377	-15.7399	2.21	-11.4118	-16.6537	-34.4992
J1732-3131	0.196543	-13.5528	0.8	-9.61593	-14.0754	-31.4796
J1732-3426	0.332887	-15.3958	6.38	-11.23	-16.1472	-34.4531
J1732-3729	2.184	-14.8861	6.2	-9.90335	-16.4545	-34.7479
J1732-4128	0.627981	-13.8928	5.94	-9.45139	-14.9199	-33.1947
J1732-4156	0.323434	-15.1798	8.78	-11.0266	-15.9187	-34.3633
J1732-5049	0.005313	-19.8477	1.81	-17.4789	-18.8022	-36.5609
J1733-2228	0.871683	-16.3696	1.49	-11.7858	-17.5391	-35.2133
J1733-2533	0.659794	-14.6778	7.78	-10.2149	-15.7263	-34.1184
J1733-2837	0.768185	-14.9547	4.66	-10.4258	-16.0693	-34.2387
J1733-3030	0.362052	-14.7825	14.18	-10.5803	-15.5704	-34.2232
J1733-3322	1.24592	-14.3872	6.3	-9.64827	-15.7119	-34.0123
J1733-3716	0.337586	-13.8239	3.44	-9.65207	-14.5814	-32.6191
J1733-4005	0.561778	-14.4413	13.95	-10.0483	-15.42	-34.0656
J1733-5515	1.01123	-15.3979	4.11	-10.7496	-16.6319	-34.7468
J1734-0212	0.839394	-15.3757	5.36	-10.8083	-16.5288	-34.7591
J1734-2415	0.612524	-14.9788	3.48	-10.5482	-15.9951	-34.0377
J1734-3058	0.541286	-16.7905	4.37	-12.4136	-17.7531	-35.8946
J1734-3333	1.16934	-11.6421	7.4	-6.93067	-12.9392	-31.3094
J1735-0243	0.782887	-15.1993	3.25	-10.6621	-16.3221	-34.3351
J1735-0724	0.419335	-14.9172	4.32	-10.6512	-15.7689	-33.9055
J1735-3258	0.350963	-13.5834	11.14	-9.39465	-14.3578	-32.9057
J1736-2457	2.64222	-14.4647	4.34	-9.39928	-16.1158	-34.2544
J1736-2819	1.59242	-13.8268	4.86	-8.9813	-15.258	-33.4457
J1736-2843	6.44504	-13.5229	5.47	-8.0702	-15.5613	-33.8003
J1736-3511	0.502803	-14.8041	2.72	-10.4592	-15.7346	-33.6703
J1737-0811	0.004175	-20.1007	2.38	-17.8366	-18.9505	-36.8282
J1737-3102	0.768672	-13.4283	4.44	-8.8991	-14.5432	-32.6916
J1737-3137	0.450432	-12.857	5.88	-8.5599	-13.7398	-32.0102
J1737-3320	0.816273	-14.6478	14.08	-10.0925	-15.7888	-34.4385
J1737-3555	0.397585	-14.2132	2.25	-9.97037	-15.0418	-32.8951
J1738+0333	0.00585	-19.618	1.47	-17.2074	-18.6143	-36.2827
J1738-2330	1.97885	-14.0675	2.79	-9.12766	-15.5931	-33.5398
J1738-2647	0.349591	-14.5017	3.88	-10.3147	-15.2744	-33.3643
J1738-2736	0.627716	-14.3354	5.91	-9.89414	-15.3623	-33.6349
J1738-2955	0.443398	-13.0867	3.91	-8.79647	-13.9627	-32.0559
J1738-3107	0.549498	-15.5287	10.76	-11.1453	-16.4978	-35.0307
J1738-3211	0.768499	-15.0996	1.48	-10.5705	-16.2144	-33.8857
J1738-3316	0.730373	-16.0526	4.55	-11.5456	-17.1453	-35.3043
J1739+0612	0.234169	-15.8069	5.44	-11.7939	-16.4056	-34.6422
J1739-1313	1.2157	-16.0878	2.02	-11.3595	-17.4018	-35.2082
J1739-2903	0.322882	-14.1035	3.19	-9.95098	-14.8417	-32.8465
J1739-3023	0.114368	-13.9431	3.41	-10.2413	-14.2305	-32.2644

Continued on next page

Table 1 – continued from previous page

Pulsar	P (s)	$\log \dot{P}$	d (kpc)	$\log \varepsilon$	$\log \eta$	$\log h$
J1739-3049	0.239317	-14.6615	6.97	-10.6391	-15.2697	-33.614
J1739-3131	0.529441	-13.7305	7.68	-9.36322	-14.6835	-33.0699
J1739-3159	0.877561	-15.7055	4.85	-11.1188	-16.878	-35.0648
J1739-3951	0.341772	-16.7011	1.13	-12.524	-17.464	-35.0182
J1740+1000	0.154087	-13.6676	1.36	-9.83634	-14.0845	-31.7191
J1740+1311	0.80305	-14.8386	4.77	-10.2904	-15.9725	-34.1521
J1740-2540	1.69266	-14.7328	8.26	-9.86081	-16.1905	-34.6086
J1740-3015	0.606887	-12.3316	0.4	-7.90505	-13.3439	-30.447
J1740-3052	0.570313	-13.5935	10.84	-9.19389	-14.5787	-33.1148
J1740-3327	0.515001	-14.4089	4.72	-10.0537	-15.3499	-33.5249
J1741-0840	2.04308	-14.644	3.5	-9.69024	-16.1834	-34.2285
J1741+1351	0.003747	-19.52	1.08	-17.3029	-18.3228	-35.8573
J1741-2019	3.90451	-13.7878	2	-8.55279	-15.6085	-33.4106
J1741-2054	0.4137	-13.7696	0.3	-9.50941	-14.6154	-31.5936
J1741-2719	0.346797	-16.0937	5.74	-11.9101	-16.8629	-35.1229
J1741-2733	0.892959	-15.8297	3.33	-11.2355	-17.0097	-35.0332
J1741+2758	1.36074	-14.7352	2.06	-9.95795	-16.0981	-33.913
J1741-2945	0.223558	-15.1979	4.66	-11.2051	-15.7764	-33.9459
J1741-3016	1.89375	-14.0462	5.02	-9.12546	-15.5527	-33.7545
J1741-3927	0.512211	-14.7144	4.75	-10.3615	-15.653	-33.8308
J1742-3957	1.01635	-16.0883	6.4	-11.4378	-17.3245	-35.6317
J1742-4616	0.412401	-16.4711	4.99	-12.2123	-17.3156	-35.5147
J1743-0339	0.444645	-14.8069	1.59	-10.5154	-15.684	-33.3865
J1743-1351	0.405337	-15.3206	4.85	-11.0693	-16.1575	-34.3443
J1743-2442	1.24251	-15.3261	4.96	-10.5883	-16.6495	-34.846
J1743-3150	2.41458	-12.9172	3.65	-7.89092	-14.5292	-32.5926
J1743-3153	0.193105	-13.9747	8.03	-10.0454	-14.4896	-32.8954
J1743-4212	0.306167	-15.1062	4.67	-10.9768	-15.8213	-33.9917
J1744-1134	0.004075	-20.0491	0.4	-17.7956	-18.8884	-35.9915
J1744-1610	1.75721	-14.6234	1.99	-9.73515	-16.0974	-33.8973
J1744-2335	1.68351	-15.0794	2.45	-10.2097	-16.5347	-34.4249
J1744-3130	1.06606	-13.6737	3.64	-9.00243	-14.9306	-32.9928
J1744-3922	0.172444	-17.8097	4.6	-13.9296	-18.2755	-36.4393
J1744-5337	0.355666	-15.7212	8.16	-11.5268	-16.5014	-34.9142
J1745-0129	1.04541	-15.2	7.26	-10.5372	-16.4484	-34.8104
J1745-0952	0.019376	-19.0339	2.38	-16.1031	-18.5503	-36.4279
J1745+1017	0.002652	-20.5638	1.36	-18.4968	-19.2166	-36.8512
J1745-2229	1.16059	-14.5436	9.3	-9.8355	-15.8375	-34.307
J1745-2900	3.76373	-10.7545	8.3	-5.53542	-12.5593	-30.9794
J1745-3040	0.367429	-13.9706	0.2	-9.76199	-14.7649	-31.567
J1745-3812	0.698353	-14.6144	4.82	-10.1269	-15.6876	-33.8717
J1746+2245	3.46504	-14.308	4.32	-9.12487	-16.0769	-34.2134
J1746+2540	1.05815	-14.9788	4.16	-10.3108	-16.2325	-34.3527
J1746-2849	1.47848	-13.8962	30	-9.08293	-15.2952	-34.2733
J1746-2850	1.0771	-11.8729	12.86	-7.19719	-13.1343	-31.7446
J1746-2856	0.945224	-13.9031	21.77	-9.2841	-15.1078	-33.9467
J1747-1030	1.57879	-15.3665	7.27	-10.5248	-16.794	-35.1566
J1747-2647	0.500254	-13.8794	8.44	-9.53678	-14.8078	-33.2352
J1747-2802	2.78008	-14.6253	11.78	-9.53774	-16.2985	-34.8707
J1747-2809	0.052153	-12.8069	17.55	-9.44614	-12.7533	-31.4986

Continued on next page

Table 1 – continued from previous page

Pulsar	P (s)	$\log \dot{P}$	d (kpc)	$\log \epsilon$	$\log \eta$	$\log h$
J1747-2958	0.098814	-13.2125	2.49	-9.57427	-13.4365	-31.3338
J1747-4036	0.001646	-19.8827	5.81	-18.0228	-18.3283	-36.5935
J1748-1300	0.394133	-14.9172	3.64	-10.6781	-15.742	-33.8042
J1748-2444	0.442838	-15.9547	3.89	-11.665	-16.8301	-34.9211
J1749-2347	0.874486	-14.6162	6.1	-10.031	-15.7871	-34.0735
J1749-2629	1.33539	-14.7645	5.28	-9.99541	-16.1192	-34.3429
J1749-3002	0.609874	-14.104	9.05	-9.67533	-15.1184	-33.5761
J1749-4931	0.445822	-15.2291	1.8	-10.9365	-16.1075	-33.8638
J1749-5605	1.33231	-14.6737	2.66	-9.90561	-16.0274	-33.9534
J1750-2043	5.63905	-14.0996	5.69	-8.70497	-16.08	-34.3362
J1750-2438	0.712794	-13.9666	7.15	-9.47016	-15.0487	-33.4041
J1750-2444	0.899377	-15.5784	5.03	-10.981	-16.7615	-34.9641
J1750-28	1.30051	-14.2381	5.19	-9.48051	-15.5813	-33.7976
J1750-3157	0.910363	-15.7055	4.43	-11.1029	-16.8939	-35.0414
J1750-3503	0.684014	-16.4191	5.07	-11.9406	-17.4833	-35.6894
J1751-2516	0.394836	-14.5784	7.46	-10.3385	-15.404	-33.7778
J1751-2857	0.003915	-19.9469	1.44	-17.7107	-18.7688	-36.4282
J1751-3323	0.548227	-14.054	9.27	-9.67163	-15.0221	-33.4903
J1751-4657	0.742352	-14.8894	1.03	-10.3753	-15.9892	-33.5031
J1752+2359	0.409051	-15.1918	2.7	-10.9366	-16.0327	-33.9651
J1752-2410	0.191037	-15.209	7.42	-11.2844	-15.7193	-34.0907
J1752-2806	0.562558	-14.0899	0.2	-9.69629	-15.0692	-31.8713
J1752-2821	0.640229	-14.4597	7.62	-10.0099	-15.4952	-33.8782
J1753-1914	0.062955	-17.6946	2.77	-14.2522	-17.7228	-35.6664
J1753-2240	0.095138	-18.0132	3.46	-14.3914	-18.2207	-36.2609
J1753-2501	0.528336	-13.8508	10.18	-9.48442	-14.8028	-33.3116
J1754-2422	2.09025	-15.0809	11.43	-10.1173	-16.6303	-35.1894
J1754-3443	0.361691	-15.2434	5.6	-11.0416	-16.0308	-34.2801
J1754-3510	0.392704	-15.1068	2.24	-10.8693	-15.93	-33.7813
J1754+5201	2.3914	-14.8069	3.56	-9.78477	-16.4147	-34.4672
J1755-0903	0.19071	-15.1073	2.16	-11.1835	-15.6169	-33.4524
J1755-1650	0.733744	-15.1637	4.27	-10.6547	-16.2584	-34.3899
J1755-2025	0.322231	-14.3546	8.64	-10.203	-15.0919	-33.5295
J1755-2521	1.17597	-13.0448	4.12	-8.33094	-14.3443	-32.4603
J1755-25211	1.00451	-13.5058	11.52	-8.86044	-14.7369	-33.2995
J1755-2534	0.233541	-13.9508	7.22	-9.93897	-14.5483	-32.9079
J1755-26	0.430872	-13.9101	5.17	-9.63229	-14.7736	-32.9881
J1755-2725	0.261955	-16.8633	2.83	-12.8016	-17.5107	-35.4635
J1755-3716	0.012786	-19.5072	6.38	-16.7571	-18.8431	-37.149
J1756-2225	0.40498	-13.2782	5.02	-9.0273	-14.1148	-32.3165
J1756-2251	0.028462	-17.9914	0.73	-14.8937	-17.6748	-35.0392
J1756-2435	0.67048	-15.5452	4.96	-11.0753	-16.6007	-34.7972
J1756-2619	0.724514	-14.9066	7.74	-10.4031	-15.9958	-34.3856
J1757-2223	0.18531	-15.1068	4.11	-11.1954	-15.6038	-33.7187
J1757-2421	0.234101	-13.8894	3.51	-9.87655	-14.488	-32.5343
J1757-27	0.017687	-18.6778	5.42	-15.7867	-18.1546	-36.3896
J1757-5322	0.00887	-19.58	1.36	-16.9887	-18.7571	-36.3917
J1758-1931	0.692552	-13.7721	4.23	-9.28821	-14.8417	-32.9691
J1758-2206	0.430278	-15.0195	11.38	-10.7423	-15.8824	-34.4396
J1758-2540	2.10726	-14.8097	3.85	-9.8425	-16.3625	-34.4491

Continued on next page

Table 1 – continued from previous page

Pulsar	P (s)	$\log \dot{P}$	d (kpc)	$\log \varepsilon$	$\log \eta$	$\log h$
J1758-2630	1.20289	-14.2865	4.99	-9.56283	-15.5959	-33.795
J1758-2846	0.766706	-16.0264	1.71	-11.4983	-17.1402	-34.8742
J1758+3030	0.947256	-15.1427	2.67	-10.5227	-16.3483	-34.2759
J1759-1029	2.51226	-13.8041	3.77	-8.76058	-15.4333	-33.5107
J1759-1736	0.798452	-15.5935	4.75	-11.0478	-16.7249	-34.9026
J1759-1903	0.731505	-14.5129	13.3	-10.0052	-15.6062	-34.2311
J1759-1940	0.25472	-16.0297	5.24	-11.9801	-16.6649	-34.8853
J1759-1956	2.84339	-13.7305	4.44	-8.6332	-15.4135	-33.5619
J1759-2205	0.460974	-13.9626	3.54	-9.65544	-14.8554	-32.9055
J1759-2302	0.810718	-13.9706	11.88	-9.41829	-15.1086	-33.6845
J1759-2307	0.558889	-14.4248	11.2	-10.034	-15.4013	-33.9516
J1759-2549	0.956549	-13.0017	5.94	-8.37758	-14.2116	-32.4864
J1759-2922	0.5744	-14.3344	1.92	-9.93175	-15.3228	-33.1071
J1759-3107	1.07895	-14.4237	3.36	-9.7472	-15.6858	-33.7132
J1800-0125	0.783185	-13.9393	2.24	-9.40199	-15.0623	-32.9136
J1800-2114	1.79927	-15.2596	11.18	-10.3611	-16.7439	-35.2934
J1801-0357	0.921491	-14.4802	7.13	-9.87223	-15.6738	-34.028
J1801-1417	0.003625	-20.2749	1.8	-18.0721	-19.0634	-36.8197
J1801-1855	2.5505	-15.7399	11.91	-10.6899	-17.3757	-35.9527
J1801-1909	1.10872	-15.153	4.81	-10.4648	-16.427	-34.6102
J1801-2115	0.438113	-16.8097	12.26	-12.5246	-17.6804	-36.27
J1801-2154	0.375297	-13.7959	5.16	-9.57805	-14.5994	-32.8131
J1801-2304	0.415827	-12.9469	4	-8.68456	-13.795	-31.8981
J1801-2451	0.124924	-12.8928	4.61	-9.15269	-13.2186	-31.3833
J1801-2920	1.08191	-14.4828	3.27	-9.80516	-15.7461	-33.7617
J1801-3458	1.3856	-15.4012	4.96	-10.6161	-16.772	-34.9685
J1802+0128	0.554262	-14.6757	8.79	-10.2885	-15.6486	-34.0936
J1802-1745	0.514671	-15.2487	5.22	-10.8937	-16.1894	-34.4081
J1802-2124	0.012648	-19.1391	3.33	-16.3936	-18.4702	-36.4937
J1802-2426	0.569007	-14.0675	12.13	-9.66896	-15.0518	-33.6367
J1802-3346	2.46105	-14.8794	10.24	-9.84485	-16.4997	-35.0111
J1803-1616	0.536596	-14.752	12.9	-10.3789	-15.7108	-34.3225
J1803-1857	2.86434	-13.8182	5.88	-8.71768	-15.5043	-33.7748
J1803-1920	0.443649	-15.4815	6.46	-11.191	-16.3577	-34.669
J1803-2137	0.133667	-12.8729	4.4	-9.10342	-13.2281	-31.3726
J1803-2712	0.334415	-16.767	3.62	-12.5993	-17.5204	-35.5802
J1803-3329	0.633412	-15.4724	6.01	-11.0272	-16.5032	-34.7831
J1804-0735	0.023101	-18.3307	7.8	-15.3236	-17.9235	-36.3166
J1804-2228	0.570511	-15.8447	5.33	-11.4449	-16.8301	-35.0579
J1804-2717	0.009343	-19.3883	1.17	-16.7743	-18.5879	-36.1572
J1805+0306	0.218712	-15.0004	5	-11.0171	-15.5695	-33.7695
J1805-0619	0.454651	-15.0137	6.69	-10.7125	-15.9005	-34.227
J1805-1504	1.18127	-15.5638	5.3	-10.848	-16.8653	-35.0907
J1805-2032	0.405769	-14.0762	11.87	-9.82451	-14.9137	-33.4892
J1805-2037	0.357807	-14.7545	9.26	-10.5574	-15.5373	-34.005
J1805-2447	0.661402	-17.2351	4.79	-12.7712	-18.2847	-36.4661
J1805-2948	0.428341	-15.3242	4.61	-11.049	-16.1852	-34.3499
J1806+1023	0.484286	-16.2418	3.27	-11.9133	-17.1561	-35.1717
J1806-1154	0.522618	-14.8508	3.56	-10.4891	-15.7981	-33.8506
J1806-1618	0.668309	-15.0645	6.36	-10.5961	-16.1186	-34.4231

Continued on next page

Table 1 – continued from previous page

Pulsar	P (s)	$\log \dot{P}$	d (kpc)	$\log \varepsilon$	$\log \eta$	$\log h$
J1806-1920	0.879791	-16.7696	10.16	-12.1817	-17.9431	-36.451
J1806-2125	0.481789	-12.9172	10.02	-8.59091	-13.8292	-32.3311
J1807+0756	0.4643	-15.8894	7.66	-11.5792	-16.7854	-35.1706
J1807-0847	0.163727	-16.5406	1.5	-12.683	-16.9839	-34.661
J1807-2557	2.76419	-14.3019	11.21	-9.21688	-15.9726	-34.5233
J1807-2715	0.827776	-13.9136	9.63	-9.35227	-15.0607	-33.5454
J1808-0813	0.876044	-14.9066	5.18	-10.3206	-16.0783	-34.2936
J1808-1020	0.596993	-15.1124	8.5	-10.693	-16.1175	-34.548
J1808-1517	0.544549	-14.5735	4.16	-10.194	-15.5387	-33.6588
J1808-1726	0.241035	-16.9355	8.57	-12.91	-17.5468	-35.9808
J1808-2024	7.55592	-9.26043	13	-3.73869	-11.3679	-29.9829
J1808-2057	0.91841	-13.767	7.35	-9.16051	-14.9592	-33.3265
J1808-2701	2.45788	-13.1818	2.45	-8.14776	-14.8015	-32.6917
J1808-3249	0.364912	-14.1518	5.06	-9.94617	-14.9431	-33.1484
J1809-0119	0.744976	-14.6402	10.59	-10.1246	-15.7415	-34.2674
J1809-0743	0.313886	-15.8182	17.82	-11.6779	-16.5441	-35.296
J1809-1429	0.895285	-14.2807	12.01	-9.68525	-15.4618	-34.0424
J1809-1850	1.12448	-13.9747	7.06	-9.28029	-15.2548	-33.6047
J1809-1917	0.082747	-13.5935	3.71	-10.0323	-13.7404	-31.8108
J1809-1943	5.54035	-11.1096	3.6	-5.72259	-13.0823	-31.1396
J1809-2004	0.434811	-14.1379	10.91	-9.85612	-15.0053	-33.5442
J1809-2109	0.702414	-14.4179	5.2	-9.92789	-15.4937	-33.7107
J1809-3547	0.860388	-15.9208	13.02	-11.3427	-17.0847	-35.7003
J1810-1441	0.217214	-16.6216	5.88	-12.6413	-17.1876	-35.4581
J1810-1820	0.153716	-16.2823	5.59	-12.4522	-16.6982	-34.9467
J1810-2005	0.032822	-18.8327	4.05	-15.6731	-18.578	-36.6865
J1810-5338	0.261049	-15.4168	2	-11.3566	-16.0627	-33.8648
J1811-0154	0.924945	-14.7932	9.56	-10.1836	-15.9884	-34.47
J1811+0702	0.461713	-14.5702	3.13	-10.2624	-15.4638	-33.4604
J1811-1049	2.62386	-15.0969	8.5	-10.0345	-16.745	-35.1755
J1811-1717	0.391385	-15.9208	7.03	-11.6848	-16.7426	-35.0906
J1811-1736	0.104182	-18.0453	5.93	-14.384	-18.2922	-36.5663
J1811-1835	0.557464	-14.2	9.36	-9.8103	-15.1753	-33.6477
J1811-1925	0.064667	-13.3565	5	-9.90241	-13.3964	-31.5964
J1811-2405	0.002661	-19.8729	1.7	-17.8044	-18.5271	-36.2586
J1811-2439	0.415813	-15.5272	3.85	-11.2649	-16.3753	-34.4618
J1811-4930	1.4327	-14.6478	2.01	-9.84821	-16.0331	-33.8374
J1812+0226	0.793903	-14.4437	6.16	-9.90048	-15.5726	-33.8633
J1812-1718	1.20537	-13.719	4.2	-8.99439	-15.0292	-33.1535
J1812-1733	0.538341	-15.0079	6.32	-10.6334	-15.9681	-34.2699
J1812-1910	0.430991	-13.4237	11.54	-9.14574	-14.2873	-32.8505
J1812-2102	1.22335	-13.6216	9.62	-8.8906	-14.9383	-33.4225
J1812-2526	0.315835	-15.752	14.71	-11.6091	-16.4806	-35.1493
J1812-2748	0.236983	-15.5003	3.03	-11.4821	-16.1042	-34.0867
J1812-3039	0.587477	-15.1805	4.61	-10.768	-16.1786	-34.3434
J1813-1749	0.044699	-12.8962	4.7	-9.60245	-12.7756	-30.9488
J1813+1822	0.336425	-16.6778	6.24	-12.5074	-17.4338	-35.7301
J1813-2113	0.426466	-14.6819	8.75	-10.4086	-15.541	-33.984
J1813-2242	0.328514	-16.3206	6.78	-12.1606	-17.0663	-35.3986
J1813-2621	0.00443	-19.9031	3.37	-17.6132	-18.7786	-36.8073

Continued on next page

Table 1 – continued from previous page

Pulsar	P (s)	$\log \dot{P}$	d (kpc)	$\log \varepsilon$	$\log \eta$	$\log h$
J1813+4013	0.931089	-14.5935	4.32	-9.98102	-15.7916	-33.9281
J1814-0521	1.01422	-15.0535	4.37	-10.404	-16.2888	-34.4304
J1814-0618	1.37787	-15.5346	5.63	-10.752	-16.903	-35.1545
J1814+1130	0.751261	-14.7799	4.53	-10.2606	-15.8848	-34.042
J1814-1649	0.957464	-14.1986	9.62	-9.57402	-15.4089	-33.8931
J1814-1744	3.97591	-12.1278	9.77	-6.88495	-13.9564	-32.4474
J1815-1738	0.198436	-13.1085	9.01	-9.16739	-13.6352	-32.091
J1815-1910	1.24992	-13.4401	7.69	-8.69976	-14.7661	-33.1531
J1816-0755	0.217643	-14.1884	3.21	-10.2072	-14.7553	-32.7629
J1816-1446	0.5945	-14.8761	8.98	-10.4585	-15.8794	-34.3338
J1816-1729	0.782313	-14.1391	6.48	-9.60223	-15.2616	-33.5742
J1816-2650	0.592885	-16.1778	3.61	-11.7614	-17.18	-35.2385
J1816+4510	0.003193	-19.3655	4.2	-17.2179	-18.0989	-36.2232
J1816-5643	0.217923	-17.7144	3.06	-13.7327	-18.2819	-36.2687
J1817-1511	0.224604	-14.8447	11.58	-10.8498	-15.4252	-33.99
J1817-1938	2.04684	-15.4437	10.74	-10.4892	-16.9839	-35.516
J1817-3618	0.387017	-14.6882	3.78	-10.4571	-15.5051	-33.5837
J1817-3837	0.384487	-15.2366	5.23	-11.0082	-16.0506	-34.2702
J1818-1116	0.5448	-14.4179	10.29	-10.0382	-15.3833	-33.8968
J1818-1422	0.291489	-14.6904	8.1	-10.5823	-15.3841	-33.7937
J1818-1448	0.281371	-14.2111	7.96	-10.1184	-14.8896	-33.2915
J1818-1519	0.93969	-14.3862	9.98	-9.76972	-15.5883	-34.0885
J1818-1541	0.551134	-14.0141	8.24	-9.62941	-14.9845	-33.4015
J1818-1556	0.952709	-15.1512	4.01	-10.5288	-16.3593	-34.4635
J1819-0925	0.852047	-14.5045	11.1	-9.93054	-15.6641	-34.2104
J1819-1008	0.30149	-14.8794	10.75	-10.7567	-15.5878	-34.1203
J1819-1114	0.294163	-15.2472	5.82	-11.1351	-15.9449	-34.2109
J1819-1131	1.38814	-15.1186	12.25	-10.3327	-16.4902	-35.0794
J1819+1305	1.06036	-15.4449	4.41	-10.776	-16.6995	-34.845
J1819-1318	1.5157	-15.224	1.52	-10.4	-16.6338	-34.3167
J1819-1408	1.78849	-14.5867	12.45	-9.69076	-16.0683	-34.6646
J1819-1458	4.26316	-12.2403	3.81	-6.96715	-14.0992	-32.1812
J1819-1510	0.226539	-17.1051	5.61	-13.1065	-17.6894	-35.9394
J1819-1717	0.393522	-14.4622	5.87	-10.2238	-15.2863	-33.556
J1820-0427	0.598076	-14.1986	0.3	-9.77839	-15.2045	-32.1827
J1820-0509	0.337321	-15.0306	2.81	-10.8591	-15.7878	-33.7375
J1820-1346	0.92146	-14.3468	9.63	-9.73886	-15.5404	-34.0251
J1820-1529	0.333243	-13.4214	9.6	-9.25515	-14.1733	-32.6566
J1820-1818	0.309905	-16.0287	8.43	-11.894	-16.7491	-35.176
J1821+0155	0.033781	-19.5376	2.29	-16.3655	-19.2954	-37.1563
J1821-0256	0.414111	-16.4295	2.55	-12.1689	-17.2757	-35.1833
J1821-0331	0.902316	-14.5969	5.56	-9.99807	-15.7814	-34.0275
J1821-1419	1.65601	-12.0482	11.93	-7.18566	-13.4964	-32.0741
J1821-1432	1.91513	-14.27	6.95	-9.34437	-15.7814	-34.1244
J1821+1715	1.36668	-15.06	4.68	-10.2809	-16.4248	-34.5961
J1822+0705	1.36282	-14.757	3.02	-9.97907	-16.1205	-34.1016
J1822-0848	2.50452	-15.3947	4.19	-10.3525	-17.0226	-35.1458
J1822-0907	0.9747	-15.4498	12.31	-10.8174	-16.6678	-35.2591
J1822+1120	1.78704	-14.6289	8.77	-9.73335	-16.1102	-34.5543
J1822-1252	2.07104	-13.0716	10.61	-8.11196	-14.6169	-33.1437

Continued on next page

Table 1 – continued from previous page

Pulsar	P (s)	$\log \dot{P}$	d (kpc)	$\log \varepsilon$	$\log \eta$	$\log h$
J1822-1400	0.214771	-15.0424	7.77	-11.067	-15.6035	-33.995
J1822-1617	0.831156	-14.7235	11.64	-10.1604	-15.8724	-34.4394
J1822-2256	1.87427	-14.8697	3.43	-9.95338	-16.3716	-34.408
J1822-4209	0.456512	-15.3382	3.5	-11.0353	-16.2268	-34.2719
J1823-0154	0.759777	-14.9469	4.56	-10.4228	-16.0568	-34.2168
J1823+0550	0.752907	-15.644	2	-11.1238	-16.7499	-34.552
J1823-1115	0.279829	-14.8601	6.28	-10.7698	-15.5362	-33.8352
J1823-1126	1.84653	-13.4377	8.72	-8.5279	-14.9332	-33.3748
J1823-1347	0.617107	-14.0177	11.14	-9.58392	-15.0372	-33.5852
J1823-1526	1.6254	-14.3449	9.17	-9.49045	-15.785	-34.2484
J1823-1807	1.63679	-15.5544	6.64	-10.697	-16.9975	-35.3208
J1823-3106	0.284054	-14.5331	1.66	-10.4363	-15.2157	-32.9368
J1824-0127	2.49947	-14.4078	2.21	-9.36652	-16.0348	-33.8803
J1824-1118	0.435759	-14.4498	8.03	-10.1671	-15.3182	-33.7239
J1824-1159	0.362492	-14.2692	6.09	-10.0665	-15.0577	-33.3433
J1824-1350	1.3966	-15.2168	7.06	-10.4283	-16.591	-34.9409
J1824-1423	0.359394	-15.4067	6.05	-11.2077	-16.1914	-34.4742
J1824-1500	0.41223	-15.1203	8.3	-10.8617	-15.9646	-34.3848
J1824-1945	0.189335	-14.2815	3.7	-10.3608	-14.7879	-32.8571
J1824-2233	1.16174	-15.5214	4.26	-10.8129	-16.8157	-34.9462
J1824-2328	1.50588	-14.7595	5.76	-9.93821	-16.1664	-34.4279
J1824-2537	0.22332	-15.3565	5.48	-11.3642	-15.9346	-34.1745
J1825+0004	0.778949	-15.0575	2.26	-10.5225	-16.1782	-34.0333
J1825-0319	0.004554	-20.1675	3.26	-17.8656	-19.055	-37.0693
J1825-0935	0.769006	-13.2798	0.3	-8.75046	-14.3949	-31.3731
J1825-1108	1.92587	-14.7212	2.71	-9.79317	-16.235	-34.169
J1825-1446	0.279187	-13.644	5.45	-9.55463	-14.319	-32.5565
J1826-1131	2.09314	-14.3089	4.83	-9.34467	-15.8589	-34.0439
J1826-1334	0.101487	-13.1232	4.12	-9.47334	-13.3588	-31.4747
J1826-1419	0.77062	-14.0565	3.59	-9.52621	-15.1725	-33.2286
J1826-1526	0.382073	-14.9666	10.87	-10.741	-15.7779	-34.3152
J1827-0750	0.270502	-14.8125	7.39	-10.7369	-15.4738	-33.8435
J1827-0934	0.512548	-14.1409	4.47	-9.78767	-15.0797	-33.2311
J1827-0958	0.245757	-15	6.15	-10.966	-15.6197	-33.9096
J1828-0611	0.269415	-14.8356	8.76	-10.7618	-15.4952	-33.9388
J1828-1007	0.153197	-15.2125	4.72	-11.3838	-15.6269	-33.8019
J1828-1057	0.246328	-13.684	4.27	-9.64906	-14.3047	-32.4362
J1828-1101	0.072052	-13.8297	7.26	-10.3286	-13.9165	-32.2785
J1828-1336	0.860332	-15.0022	7.99	-10.4241	-16.166	-34.5696
J1828+1359	0.74164	-15.1373	3.29	-10.6236	-16.2366	-34.2549
J1828-2119	0.514523	-14.8962	12.56	-10.5413	-15.8367	-34.4368
J1829+0000	0.199147	-15.2798	3.32	-11.3372	-15.8082	-33.8304
J1829-0734	0.318401	-14.3197	5.45	-10.1732	-15.0518	-33.2892
J1829-1751	0.307133	-14.2557	5.49	-10.1249	-14.9722	-33.2128
J1829+2456	0.04101	-19.2798	0.74	-16.0235	-19.1219	-36.4922
J1830-0052	0.345698	-15.6253	7.1	-11.4431	-16.3931	-34.7454
J1830-0131	0.457536	-14.1993	2.68	-9.8954	-15.0889	-33.018
J1830-1059	0.405043	-13.2218	3.58	-8.97089	-14.0585	-32.1134
J1830-1135	6.22155	-13.3215	4.36	-7.88413	-15.3445	-33.4851
J1830-1313	0.747188	-14.767	10.42	-10.2501	-15.8696	-34.3885

Continued on next page

Table 1 – continued from previous page

Pulsar	P (s)	$\log \dot{P}$	d (kpc)	$\log \varepsilon$	$\log \eta$	$\log h$
J1830-1414	0.771493	-16.118	7.81	-11.5873	-17.2345	-35.6282
J1831-0823	0.612133	-15.51	4.41	-11.0797	-16.526	-34.6715
J1831-0952	0.067267	-14.0799	4.33	-10.6086	-14.1368	-32.2744
J1831-1223	2.85794	-14.262	5.51	-9.16251	-15.9472	-34.1894
J1831-1329	2.16568	-14.5243	6.48	-9.54528	-16.0891	-34.4017
J1831-1423	0.507945	-14.9626	8.02	-10.6133	-15.8975	-34.3028
J1832+0029	0.533917	-14.821	1.45	-10.4501	-15.7776	-33.4401
J1832-0644	0.744295	-13.4306	8.81	-8.91543	-14.5315	-32.9776
J1832-0827	0.647293	-13.1945	5.2	-8.73995	-14.2347	-32.4518
J1832-0836	0.002719	-20.0645	1.4	-17.9866	-18.728	-36.3752
J1832-1021	0.330354	-14.3768	6.43	-10.2143	-15.1249	-33.4341
J1833-0209	0.291931	-14.5607	9.25	-10.4519	-15.2551	-33.7223
J1833-0338	0.686704	-13.3809	5.07	-8.90068	-14.4468	-32.6529
J1833-0556	1.52154	-14.8928	7.37	-10.0671	-16.3042	-34.6727
J1833-0559	0.483459	-13.9101	5.83	-9.58228	-14.8236	-33.0903
J1833-0827	0.085284	-14.0376	4.5	-10.4633	-14.1976	-32.3519
J1833-1034	0.061884	-12.6946	4.1	-9.25962	-12.7154	-30.8292
J1833-1055	0.63364	-15.2782	8.44	-10.8329	-16.3092	-34.7366
J1833-6023	1.88944	-15.5686	1.85	-10.6489	-17.0741	-34.8423
J1834-0010	0.520954	-16.9788	2.64	-12.6186	-17.9248	-35.8474
J1834-0031	0.329532	-15.3478	4.35	-11.1864	-16.0948	-34.2343
J1834-0426	0.290108	-16.1433	2.3	-12.0373	-16.835	-34.6978
J1834-0602	0.487914	-14.7375	6.6	-10.4058	-15.655	-33.9756
J1834-0633	0.317315	-15.219	9.36	-11.074	-15.9496	-34.4219
J1834-0731	0.51298	-13.2351	4.76	-8.88152	-14.1743	-32.353
J1834-0742	0.788354	-13.4881	6.91	-8.94794	-14.614	-32.9545
J1834-0812	0.491142	-14.0017	10.34	-9.66708	-14.9221	-33.4377
J1834-1202	0.610259	-17.1713	6.28	-12.7424	-18.186	-36.485
J1834-1710	0.358306	-16.3288	3.53	-12.1311	-17.1122	-35.1611
J1834-1855	1.46566	-14.7144	6.21	-9.90496	-16.1096	-34.4038
J1835-0114	0.005116	-20.1549	2.67	-17.8025	-19.093	-37.0206
J1835-0349	0.841865	-14.5143	5.25	-9.94558	-15.6687	-33.8899
J1835-0522	1.08775	-15.3251	7.13	-10.6452	-16.5908	-34.945
J1835-0643	0.30583	-13.3925	6.44	-9.26361	-14.1072	-32.4171
J1835-0924	0.859192	-13.6696	6.62	-9.09204	-14.8328	-33.1547
J1835-09242	0.235249	-16.9281	6.85	-12.9131	-17.5288	-35.8655
J1835-0928	0.621734	-15.0137	6.36	-10.5766	-16.0364	-34.3409
J1835-0944	0.145347	-14.3575	4.67	-10.5517	-14.7491	-32.9195
J1835-0946	0.379536	-16.3645	4.04	-12.1418	-17.1729	-35.2804
J1835-1020	0.302448	-14.2277	2.57	-10.1036	-14.9375	-32.8485
J1835-1106	0.165907	-13.6861	3.08	-9.82282	-14.1351	-32.1248
J1835-1548	0.670486	-14.7595	15.04	-10.2896	-15.815	-34.4933
J1836-0436	0.354237	-14.7799	4.62	-10.5871	-15.5583	-33.724
J1836-0517	0.457245	-14.8861	8.08	-10.5825	-15.7754	-34.1838
J1836-1008	0.562711	-13.9281	5.39	-9.53438	-14.9076	-33.1402
J1836-1324	0.178756	-14.983	3.91	-11.0873	-15.4644	-33.5576
J1837-0045	0.617037	-14.7747	2.55	-10.3409	-15.7941	-33.7017
J1837+0053	0.473513	-16.4237	3.24	-12.1049	-17.3281	-35.3397
J1837-0559	0.201063	-14.4815	5.01	-10.5347	-15.014	-33.2149
J1837-0604	0.096294	-13.3449	6.19	-9.71781	-13.5576	-31.8504

Continued on next page

Table 1 – continued from previous page

Pulsar	P (s)	$\log \dot{P}$	d (kpc)	$\log \varepsilon$	$\log \eta$	$\log h$
J1837-0653	1.90581	-15.1124	4.93	-10.1889	-16.6216	-34.8155
J1837+1221	1.96353	-14.2076	6.1	-9.27112	-15.7298	-34.0162
J1837-1243	1.87602	-13.4377	7.51	-8.52102	-14.9401	-33.3168
J1837-1837	0.618358	-14.2596	3.04	-9.82494	-15.28	-33.264
J1838-0107	0.444426	-17.2628	5.83	-12.9716	-18.1398	-36.4065
J1838-0453	0.380831	-12.9355	8.28	-8.71136	-13.7454	-32.1645
J1838-0549	0.235303	-13.4763	4.73	-9.46117	-14.077	-32.2529
J1838-0624	0.927178	-16.1113	5.82	-11.5006	-17.3076	-35.5736
J1838-0655	0.070498	-13.308	6.6	-9.81641	-13.3854	-31.706
J1838-1046	1.21835	-14.5114	4.35	-9.78222	-15.8264	-33.9659
J1838+1650	1.90197	-14.5719	1.84	-9.64921	-16.0802	-33.8461
J1838-1849	0.488242	-16.3979	6.3	-12.0659	-17.3157	-35.6161
J1839-0223	1.26679	-14.3224	5.78	-9.57624	-15.6542	-33.9172
J1839-0321	0.238778	-13.9031	6.82	-9.88164	-14.5102	-32.8451
J1839-0332	2.67568	-14.3224	4.24	-9.25151	-15.979	-34.1074
J1839-0402	0.52094	-14.1141	4.69	-9.75383	-15.06	-33.2322
J1839-0436	0.149461	-15.0915	4.98	-11.2735	-15.4952	-33.6935
J1839-0459	0.585319	-14.4802	4.59	-10.0693	-15.4767	-33.6396
J1839-0627	0.484914	-15.8794	2.33	-11.5503	-16.7942	-34.6627
J1839-0643	0.449548	-14.4389	6.55	-10.1427	-15.3208	-33.6381
J1839-0905	0.418969	-13.585	6.14	-9.31939	-14.4364	-32.7256
J1839-1238	1.91143	-14.3054	4.18	-9.38058	-15.8159	-33.9381
J1839+15	0.549161	-13.5834	3.94	-9.20021	-14.5522	-32.6488
J1840+0214	0.797478	-14.0814	5.42	-9.53627	-15.2123	-33.4474
J1840-0559	0.859368	-14.0177	5.04	-9.4401	-15.1811	-33.3845
J1840-0626	1.89335	-13.6383	8.99	-8.71759	-15.1447	-33.5995
J1840-0643	0.035578	-15.6576	6.73	-12.4629	-15.4379	-33.767
J1840-0753	0.437869	-16	11.71	-11.7152	-16.8705	-35.4401
J1840-0809	0.955672	-14.6289	5.77	-10.0052	-15.8384	-34.1006
J1840-0815	1.09644	-14.6162	4.5	-9.93275	-15.8853	-34.0396
J1840-0840	5.30938	-13.6253	4.94	-8.25676	-15.5794	-33.7742
J1840-1122	0.940962	-14.1931	8.3	-9.57612	-15.3959	-33.816
J1840-1207	0.75447	-14.4949	9.59	-9.97376	-15.6016	-34.0845
J1840-1419	6.59756	-14.1986	1.01	-8.73576	-16.2471	-33.7525
J1840+5640	1.65286	-14.8268	2.61	-9.96512	-16.2742	-34.1919
J1841+0130	0.029773	-17.0878	3.19	-13.9705	-16.7907	-34.7956
J1841-0157	0.663321	-13.7423	7.27	-9.27715	-14.7932	-33.1558
J1841-0310	1.65766	-15.475	4.5	-10.612	-16.9236	-35.0779
J1841-0345	0.204068	-13.2373	4.15	-9.28409	-13.7762	-31.8954
J1841-0425	0.186149	-14.1945	5.17	-10.2812	-14.6935	-32.9081
J1841-0456	11.789	-10.3883	9.6	-4.67335	-12.6889	-31.1722
J1841-0500	0.912914	-13.4584	6.77	-8.85454	-14.648	-32.9796
J1841-0524	0.445749	-12.6308	4.89	-8.33824	-13.509	-31.6994
J1841+0912	0.381319	-14.9626	2.49	-10.7378	-15.773	-33.6703
J1841-1404	1.33456	-15.1931	10.85	-10.4244	-16.5476	-35.0841
J1841-7845	0.353603	-15.7959	4.01	-11.6039	-16.5735	-34.6777
J1842-0153	1.05423	-14.1726	6.49	-9.50624	-15.4247	-33.738
J1842+0257	3.08826	-13.5287	3.93	-8.39554	-15.2476	-33.343
J1842-0309	0.40492	-14.3449	11.41	-10.094	-15.1814	-33.7397
J1842+0358	0.233326	-15.091	3.21	-11.0796	-15.6881	-33.6957

Continued on next page

Table 1 – continued from previous page

Pulsar	P (s)	$\log \dot{P}$	d (kpc)	$\log \varepsilon$	$\log \eta$	$\log h$
J1842-0359	1.83994	-15.2933	4.15	-10.385	-16.7872	-34.9063
J1842-0415	0.526682	-13.6596	4.02	-9.29455	-14.6103	-32.7155
J1842-0612	0.564475	-16.6576	7.01	-12.2625	-17.6384	-35.9851
J1842+0638	0.313016	-16.1192	11.04	-11.9802	-16.8439	-35.3879
J1842-0800	1.25547	-15.7122	4.23	-10.9699	-17.0402	-35.1676
J1842-0905	0.344643	-13.9788	7.41	-9.79799	-14.7453	-33.1162
J1842+1332	0.471604	-15.6402	5.9	-11.3231	-16.5429	-34.8148
J1843-0000	0.88033	-14.1085	2.73	-9.52036	-15.2823	-33.2195
J1843-0050	0.782598	-15.6038	7.73	-11.0668	-16.7265	-35.1157
J1843-0137	0.669872	-14.6073	7.13	-10.1379	-15.6624	-34.0166
J1843-0211	2.02752	-13.8416	6.34	-8.89122	-15.3778	-33.6809
J1843-0355	0.132314	-14.983	8.81	-11.2179	-15.3337	-33.7798
J1843-0408	0.781934	-14.6216	4.68	-10.085	-15.7439	-33.9152
J1843-0459	0.754963	-15.0685	6.15	-10.5472	-16.1756	-34.4655
J1843-0510	0.671614	-14.4101	4.72	-9.93948	-15.4663	-33.6413
J1843-0702	0.191614	-14.6696	4.57	-10.7437	-15.1812	-33.3421
J1843-0744	0.475393	-13.8761	5.77	-9.55564	-14.7823	-33.0446
J1843-0806	0.536414	-13.7595	4.55	-9.3865	-14.7181	-32.8772
J1843-1113	0.001846	-20.0182	1.97	-18.1085	-18.5136	-36.3091
J1843-1448	0.005471	-20.2069	3.42	-17.8254	-19.1741	-37.2092
J1843-1507	0.58355	-14.1427	9.05	-9.73314	-15.1379	-33.5956
J1843+2024	3.40654	-14.983	7.72	-9.8072	-16.7444	-35.1331
J1844-0030	0.641098	-14.2161	8.66	-9.76572	-15.2522	-33.6907
J1844+0115	0.004186	-19.9706	3.45	-17.7054	-18.8216	-36.8604
J1844-0244	0.507722	-13.7773	5.99	-9.4282	-14.7121	-32.9905
J1844-0302	1.19863	-14.1073	6.8	-9.38521	-15.4152	-33.7487
J1844-0310	0.525049	-13.9914	8.88	-9.62775	-14.9407	-33.3902
J1844-0433	0.991027	-14.4078	2.78	-9.76829	-15.6331	-33.5782
J1844-0452	0.269443	-15.1675	8.06	-11.0936	-15.8271	-34.2345
J1844-0502	0.335163	-16.209	5.2	-12.0403	-16.9634	-35.1805
J1844-0538	0.255699	-14.0128	6.18	-9.9616	-14.6497	-32.9417
J1844+1454	0.375463	-14.7282	2.61	-10.5101	-15.5319	-33.4496
J1845-0316	0.207636	-14.0526	6.53	-10.0918	-14.599	-32.915
J1845-0434	0.486751	-13.9469	4.61	-9.61616	-14.8634	-33.0281
J1845-0545	1.09235	-13.8729	5.39	-9.19108	-15.1404	-33.3731
J1845+0623	1.42165	-15.2628	3.53	-10.4666	-16.6447	-34.6936
J1845-0635	0.340528	-14.3478	7.56	-10.1721	-15.1091	-33.4886
J1845-0743	0.104695	-15.4353	5.85	-11.772	-15.6844	-33.9526
J1845-0826	0.634354	-14.0292	4.87	-9.5834	-15.0607	-33.2493
J1845-1114	0.20622	-14.6968	5.82	-10.739	-15.2403	-33.5063
J1845-1351	2.61892	-14.0123	7.1	-8.95076	-15.6596	-34.0119
J1846+0051	0.434373	-13.9508	3.2	-9.66947	-14.8178	-32.824
J1846-0257	4.47672	-12.7932	4.69	-7.49876	-14.6733	-32.8455
J1846-0258	0.326571	-11.1481	5.8	-6.9907	-11.8913	-30.1557
J1846-0749	0.35011	-14.8996	10.1	-10.712	-15.673	-34.1784
J1846-07492	0.86138	-14.2848	4.47	-9.70619	-15.4492	-33.6005
J1846-7403	4.87884	-14.2175	4.07	-8.88576	-16.135	-34.2456
J1847-0130	6.70705	-11.8962	7.64	-6.42621	-13.9519	-32.336
J1847-0402	0.597769	-13.2865	3.12	-8.86652	-14.2922	-32.2874
J1847-0427	0.259247	-17.2291	4.17	-13.172	-17.872	-35.9932

Continued on next page

Table 1 – continued from previous page

Pulsar	P (s)	$\log \dot{P}$	d (kpc)	$\log \varepsilon$	$\log \eta$	$\log h$
J1847-0438	0.957991	-13.9626	4.72	-9.33776	-15.1731	-33.3481
J1847-0443	0.340832	-16.5482	7.57	-12.3722	-17.3099	-35.6901
J1847-0605	0.778164	-14.3325	4.59	-9.79802	-15.4528	-33.6156
J1848-0023	0.537624	-14.7932	1.55	-10.4192	-15.7528	-33.4442
J1848-0055	0.274557	-14.8697	15.15	-10.7876	-15.5374	-34.2189
J1848-0123	0.659432	-14.2798	4.4	-9.81722	-15.3282	-33.4727
J1848+0351	0.191443	-16.172	10.53	-12.2465	-16.6832	-35.2067
J1848-0511	1.63713	-14.0526	7.78	-9.19503	-15.4958	-33.8878
J1848-0601	0.225004	-15.5421	12.13	-11.5465	-16.1235	-34.7084
J1848+0604	2.2186	-14.4271	8.78	-9.4376	-16.0024	-34.4469
J1848+0647	0.505957	-14.058	1.44	-9.71043	-14.9913	-32.6507
J1848+0826	0.328665	-15.5654	3.37	-11.4052	-16.3113	-34.34
J1848-1150	1.31222	-14.8447	4.77	-10.0832	-16.1918	-34.3714
J1848-1414	0.29777	-16.8508	4.39	-12.7334	-17.5538	-35.6973
J1848-1952	4.30819	-13.6326	0.95	-8.3549	-15.4961	-32.9749
J1849-0040	0.672481	-13.9547	20.86	-9.48354	-15.0115	-33.8319
J1849+0127	0.542155	-13.5528	4.54	-9.17527	-14.5161	-32.6742
J1849-0317	0.668408	-13.6576	1.9	-9.18908	-14.7118	-32.4916
J1849+0409	0.761194	-13.6655	2.41	-9.1406	-14.7762	-32.6593
J1849-0614	0.953384	-13.2684	2.84	-8.64569	-14.4768	-32.4312
J1849-0636	1.45132	-13.3354	3.68	-8.53014	-14.7263	-32.7932
J1849+2423	0.275641	-15.8153	4.02	-11.7315	-16.4848	-34.5901
J1850-0006	2.1915	-14.3645	7.21	-9.38032	-15.9344	-34.2934
J1850-0026	0.166634	-13.4078	10.69	-9.54261	-13.8587	-32.3888
J1850+0026	1.08184	-15.4449	4.27	-10.7673	-16.7082	-34.8397
J1850-0031	0.734185	-14.8996	9.98	-10.3904	-15.9946	-34.4948
J1850+0124	0.00356	-19.9626	2.97	-17.7677	-18.7432	-36.717
J1850+0242	0.00448	-18.7878	13.1	-16.4931	-17.6682	-36.2866
J1850+0423	0.290716	-16.0391	7.38	-11.9321	-16.7317	-35.1008
J1850+1335	0.345582	-14.8268	3.14	-10.6448	-15.5945	-33.5925
J1851-0029	0.518721	-14.3242	6.86	-9.96584	-15.2683	-33.6057
J1851-0053	1.40907	-15.0585	1.24	-10.2661	-16.4366	-34.031
J1851-0114	0.953182	-14.6055	6.28	-9.98292	-15.8139	-34.1129
J1851+0118	0.906977	-12.8633	6.75	-8.26223	-14.05	-32.3804
J1851-0241	0.435194	-14.0991	7.62	-9.81695	-14.9669	-33.3499
J1851+0418	0.284697	-14.9626	3.17	-10.8647	-15.6461	-33.6482
J1851+1259	1.2053	-13.9393	3.5	-9.21475	-15.2495	-33.2947
J1852+0008	0.467894	-14.2457	5.1	-9.93205	-15.1449	-33.3536
J1852+0013	0.957751	-13.8539	7.22	-9.22917	-15.0643	-33.4239
J1852+0031	2.18019	-13.0132	8	-8.03128	-14.5809	-32.985
J1852+0040	0.104913	-17.0615	10	-13.3972	-17.3115	-35.8125
J1852-0118	0.451473	-14.7545	5.4	-10.4564	-15.6383	-33.8717
J1852-0127	0.428979	-14.2882	6.43	-10.0123	-15.1498	-33.459
J1852+0305	1.32615	-15.9914	6.73	-11.2254	-17.3431	-35.6722
J1852-0635	0.524151	-13.8356	4.6	-9.47274	-14.7843	-32.9481
J1852-2610	0.336337	-16.057	2.26	-11.8868	-16.8129	-34.6681
J1853-0004	0.101436	-14.2541	6.58	-10.6045	-14.4895	-32.8088
J1853+0011	0.397882	-13.475	7.48	-9.23175	-14.3039	-32.6788
J1853+0056	0.275578	-13.6696	3.82	-9.58589	-14.339	-32.4221
J1853+0505	0.905137	-14.8928	7.54	-10.2926	-16.0787	-34.4571

Continued on next page

Table 1 – continued from previous page

Pulsar	P (s)	$\log \dot{P}$	d (kpc)	$\log \varepsilon$	$\log \eta$	$\log h$
J1853+0545	0.1264	-15.2132	4.77	-11.468	-15.5441	-33.7237
J1853-0649	1.04813	-14.8097	1.89	-10.1458	-16.0592	-33.8368
J1853+0853	3.91466	-14.2899	7.54	-9.05374	-16.1117	-34.4902
J1853+1303	0.004092	-20.0595	1.6	-17.8041	-18.9006	-36.6057
J1854+0306	4.55782	-12.8386	4.11	-7.53642	-14.7265	-32.8414
J1854+0317	1.36645	-14.7328	7.95	-9.95378	-16.0976	-34.499
J1854+1050	0.573197	-15.1945	8.27	-10.7927	-16.182	-34.6005
J1854-1421	1.1466	-14.3809	5.23	-9.67804	-15.6695	-33.889
J1854-1557	3.4532	-14.3449	11.75	-9.16319	-16.1122	-34.6833
J1855+0205	0.246817	-16.1891	16.48	-12.1533	-16.8106	-35.5286
J1855+0307	0.845348	-13.7423	7.45	-9.17183	-14.8985	-33.2717
J1855+0422	1.67811	-15.032	9.85	-10.1637	-16.486	-34.9804
J1855+0527	1.39348	-12.5735	9.7	-7.78594	-13.9467	-32.4346
J1855+0700	0.258685	-15.1238	6.84	-11.0676	-15.7657	-34.1018
J1855-0941	0.345401	-15.6198	4.87	-11.438	-16.3873	-34.5758
J1856+0102	0.620217	-14.9136	8.61	-10.4776	-15.9353	-34.3714
J1856+0113	0.26744	-12.6819	3.3	-8.61126	-13.3383	-31.3579
J1856+0245	0.080907	-13.2069	10.29	-9.65547	-13.344	-31.8575
J1856+0404	0.420252	-16.4306	6.98	-12.1637	-17.2833	-35.6282
J1856-0526	0.370483	-14.7696	3.45	-10.5573	-15.5675	-33.6063
J1856-3754	7.0552	-13.5258	0.16	-8.03382	-15.6034	-32.3086
J1857+0057	0.356929	-16.2628	2.63	-12.0668	-17.0445	-34.9656
J1857+0143	0.13976	-13.5058	5.18	-9.71701	-13.8804	-32.0958
J1857+0210	0.630983	-13.8539	15.01	-9.4104	-14.883	-33.5605
J1857+0212	0.415823	-13.3947	8	-9.13233	-14.2428	-32.6469
J1857+0526	0.349951	-14.1593	11.44	-9.97181	-14.9324	-33.4919
J1857+0809	0.502924	-14.3242	8.72	-9.97927	-15.2549	-33.6964
J1857+0943	0.005362	-19.7496	0.7	-17.3768	-18.7081	-36.0542
J1857-1027	3.68722	-13.9788	3.64	-8.76866	-15.7747	-33.8368
J1858+0215	0.745828	-14.3363	12.46	-9.82021	-15.4381	-34.0347
J1858+0241	4.69323	-13.6144	6.46	-8.29947	-15.515	-33.8263
J1858+0346	0.256844	-14.6904	7.28	-10.6372	-15.3292	-33.6924
J1858-0736	0.551059	-14.2958	7.2	-9.9112	-15.2662	-33.6246
J1859+0601	1.04431	-13.5935	5.98	-8.93118	-14.8414	-33.1192
J1859+1526	0.933972	-14.4056	4.76	-9.79182	-15.6051	-33.7838
J1900-0051	0.385194	-15.8477	3.3	-11.6186	-16.6625	-34.6821
J1900+0227	0.374262	-14.2434	4.32	-10.0267	-15.0457	-33.1822
J1900+0308	0.004909	-20.2291	5.27	-17.8947	-19.1493	-37.3722
J1900+0634	0.389869	-14.2899	7.31	-10.0555	-15.1099	-33.4749
J1900-2600	0.612209	-15.6882	0.7	-11.2579	-16.7043	-34.0505
J1900-7951	1.27919	-14.7305	3.87	-9.9801	-16.0666	-34.1553
J1901+0124	0.318817	-14.4895	7.2	-10.3425	-15.2221	-33.5805
J1901+0156	0.288219	-14.6271	2.96	-10.5239	-15.316	-33.2883
J1901+0254	1.29969	-15.341	3.95	-10.5837	-16.684	-34.7817
J1901+0300	0.007797	-19.3401	5.5	-16.8047	-18.4612	-36.7026
J1901-0312	0.355725	-14.6402	2.89	-10.4456	-15.4204	-33.3824
J1901-0315	0.801693	-14.5901	6.95	-10.0426	-15.7232	-34.0663
J1901+0320	0.636584	-15.2815	7.74	-10.8342	-16.3145	-34.7043
J1901+0331	0.65545	-14.1273	7	-9.66727	-15.1729	-33.5191
J1901+0355	0.554756	-13.8962	10.18	-9.50864	-14.8694	-33.3783

Continued on next page

Table 1 – continued from previous page

Pulsar	P (s)	$\log \dot{P}$	d (kpc)	$\log \varepsilon$	$\log \eta$	$\log h$
J1901+0413	2.66308	-12.8794	6.91	-7.81059	-14.534	-32.8745
J1901+0435	0.690576	-14.062	30	-9.57932	-15.1303	-34.1085
J1901+0510	0.614757	-13.5072	8.47	-9.07508	-14.5251	-32.954
J1901+0621	0.832002	-16.7447	3.11	-12.1812	-17.894	-35.8878
J1901+0716	0.643999	-14.6402	3.4	-10.1878	-15.6782	-33.7107
J1901-0906	1.78193	-14.7852	2.42	-9.89081	-16.2652	-34.1501
J1901+1306	1.83086	-15.8827	3.53	-10.9766	-17.3745	-35.4234
J1901-1740	1.95686	-15.0846	1.27	-10.1496	-16.6053	-34.2102
J1902+0248	1.22378	-14.618	6.09	-9.88683	-15.9348	-34.2205
J1902-0340	1.52467	-14.699	3.13	-9.87234	-16.1113	-34.1079
J1902+0556	0.746577	-13.8894	3.6	-9.37288	-14.9916	-33.049
J1902+0615	0.673503	-14.1129	7	-9.64115	-15.1704	-33.5166
J1902+0723	0.487813	-15.6778	3.33	-11.3461	-16.5952	-34.6187
J1902-5105	0.001742	-20.0362	2.1	-18.1517	-18.5064	-36.3297
J1903+0135	0.729304	-14.3947	3.3	-9.88833	-15.4868	-33.5063
J1903-0258	0.301459	-15.1681	3.1	-11.0454	-15.8765	-33.8689
J1903+0327	0.00215	-19.7258	6.45	-17.75	-18.2874	-36.598
J1903+0601	0.374117	-13.7167	7.84	-9.50024	-14.5189	-32.9142
J1903-0632	0.431887	-14.4685	8.77	-10.1897	-15.333	-33.7771
J1903-0848	0.887325	-14.8761	2.32	-10.2846	-16.0534	-33.9199
J1903+0925	0.357155	-13.433	4.17	-9.23666	-14.215	-32.3362
J1903+2225	0.651185	-15.3516	7.86	-10.8945	-16.3945	-34.791
J1903-7051	0.003598	-19.983	1.13	-17.7835	-18.7682	-36.3223
J1904+0004	0.139525	-15.9281	6.43	-12.14	-16.3019	-34.6112
J1904-0150	0.379387	-15.0506	4.93	-10.8281	-15.8588	-34.0527
J1904+0412	0.071095	-18.9586	4.01	-15.4633	-19.0396	-37.1438
J1904+0451	0.006092	-20.2426	3.96	-17.8144	-19.2565	-37.3553
J1904+0738	0.208958	-15.3862	5.86	-11.4226	-15.9354	-34.2043
J1904+0800	0.263345	-13.762	9.2	-9.69798	-14.4116	-32.8765
J1904+1011	1.85657	-15.5591	4.03	-10.6469	-17.057	-35.1633
J1904-1224	0.750808	-15.1296	5.63	-10.6106	-16.2343	-34.4858
J1905-0056	0.643181	-14.5157	6.91	-10.0639	-15.5532	-33.8937
J1905+0400	0.003784	-20.3089	1.33	-18.0875	-19.116	-36.7409
J1905+0600	0.44121	-14.9547	18.06	-10.6666	-15.8285	-34.5862
J1905+0616	0.989706	-12.8697	5.24	-8.23071	-14.0943	-32.3147
J1905+0709	0.64804	-14.3063	4.98	-9.85122	-15.347	-33.5453
J1905+0902	0.218253	-14.4559	9.14	-10.4735	-15.024	-33.486
J1906+0414	1.04336	-13.9393	9.21	-9.27742	-15.1869	-33.6522
J1906+0641	0.267275	-14.6696	7	-10.5992	-15.3257	-33.6718
J1906+0649	1.28656	-15.8182	5.07	-11.0653	-17.1567	-35.3628
J1906+0746	0.144073	-13.6925	7.4	-9.89047	-14.0802	-32.4505
J1906+0912	0.775345	-15.8794	5.63	-11.3465	-16.9981	-35.2496
J1906+1854	1.01909	-15.6882	11.06	-11.0366	-16.9256	-35.4704
J1907+0249	0.351879	-14.9431	7.49	-10.7532	-15.7186	-34.0942
J1907+0345	0.240153	-14.0851	8.62	-10.0612	-14.6948	-33.1313
J1907+0534	1.1384	-14.5017	11.94	-9.80194	-15.7871	-34.3652
J1907+0602	0.106633	-13.0615	3.01	-9.39014	-13.3185	-31.2981
J1907+0731	0.363676	-13.7352	4.89	-9.53101	-14.525	-32.7154
J1907+0740	0.574698	-15.1733	6.84	-10.7704	-16.1619	-34.498
J1907+0918	0.226107	-13.0255	7.68	-9.02772	-13.609	-31.9954

Continued on next page

Table 1 – continued from previous page

Pulsar	P (s)	$\log \dot{P}$	d (kpc)	$\log \varepsilon$	$\log \eta$	$\log h$
J1907+1149	1.42016	-12.7959	5.28	-8.00009	-14.1774	-32.4011
J1907+1247	0.827097	-14.71	7.18	-10.149	-15.8567	-34.2139
J1907-1532	0.632235	-14.5114	3.09	-10.0671	-15.5415	-33.5325
J1907+4002	1.23576	-15.2668	1.76	-10.5314	-16.5879	-34.3345
J1908+0457	0.846793	-15.0088	9.3	-10.4375	-16.1657	-34.6352
J1908+0500	0.291021	-14.5867	4.43	-10.4793	-15.2798	-33.4272
J1908+0734	0.212353	-15.0835	0.58	-11.113	-15.6398	-32.9042
J1908+0839	0.185397	-14.6216	9.42	-10.71	-15.1189	-33.594
J1908+0909	0.336555	-13.4572	8.81	-9.28667	-14.2134	-32.6594
J1908+0916	0.83027	-16.0088	5.17	-11.4461	-17.1571	-35.3717
J1908+2351	0.377578	-16.7696	6.63	-12.5491	-17.5757	-35.8983
J1909+0007	1.01695	-14.2581	3.26	-9.60731	-15.4945	-33.5088
J1909+0254	0.989831	-14.2573	4.5	-9.61826	-15.482	-33.6363
J1909+0616	0.755993	-13.6861	8.59	-9.16416	-14.7938	-33.2289
J1909+0641	0.741762	-14.4921	1.86	-9.97843	-15.5916	-33.3621
J1909+0749	0.237161	-12.8182	10.84	-8.79966	-13.4223	-31.9584
J1909+0912	0.222949	-13.4461	8.2	-9.45446	-14.0235	-32.4383
J1909+1102	0.283641	-14.5784	4.8	-10.4822	-15.2603	-33.4426
J1909+1450	0.996108	-15.6596	4.94	-11.0178	-16.887	-35.0818
J1909+1859	0.542451	-16.0132	3.4	-11.6354	-16.9767	-35.0093
J1909-3744	0.002947	-19.8539	1.14	-17.741	-18.5524	-36.1104
J1910-0112	1.3606	-15.7496	6.44	-10.9724	-17.1125	-35.4224
J1910+0225	0.337855	-15.5817	6.33	-11.4095	-16.3396	-34.642
J1910-0309	0.504605	-14.6596	10.25	-10.3132	-15.5917	-34.1034
J1910+0358	2.33026	-14.3497	2.95	-9.33884	-15.9462	-33.9171
J1910+0534	0.452867	-14.7167	15.39	-10.4173	-15.6018	-34.2901
J1910+0714	2.71242	-14.2132	3.6	-9.13644	-15.8758	-33.9331
J1910+0728	0.325415	-14.0804	6.04	-9.92451	-14.822	-33.1041
J1910+1231	1.44174	-14.0846	6.47	-9.28226	-15.4726	-33.7846
J1910+1256	0.004984	-20.0137	1.95	-17.6726	-18.9404	-36.7315
J1911-1114	0.003626	-19.8477	1.59	-17.6448	-18.6363	-36.3387
J1911+1347	0.004626	-19.767	1.6	-17.4583	-18.6614	-36.3665
J1911+1758	0.460406	-16.8827	2.54	-12.5761	-17.775	-35.6809
J1912+1036	0.409349	-13.8013	4.23	-9.5458	-14.6426	-32.77
J1912+2104	2.23297	-13.9914	4.84	-8.99906	-15.5694	-33.7553
J1912+2525	0.621976	-15.6478	2.02	-11.2106	-16.6707	-34.4771
J1913-0440	0.825936	-14.3904	3.22	-9.83001	-15.5365	-33.5454
J1913+0446	1.61613	-12.5544	3.41	-7.70247	-13.992	-32.0258
J1913+0832	0.134409	-14.3401	7.76	-10.5682	-14.6977	-33.0886
J1913+0904	0.163246	-13.7545	3.49	-9.89819	-14.1965	-32.2404
J1913+0936	1.24196	-15.3645	4.22	-10.627	-16.6878	-34.8141
J1913+1000	0.837148	-13.7773	7.89	-9.21103	-14.9292	-33.3274
J1913+1011	0.035909	-14.4724	4.48	-11.2737	-14.2567	-32.4091
J1913+1145	0.306069	-14.2993	15.06	-10.17	-15.0143	-33.6931
J1913+1330	0.923391	-14.0615	5.35	-9.45264	-15.256	-33.4854
J1913+1400	0.521473	-15.0947	5.07	-10.7341	-16.0411	-34.2472
J1913+3732	0.851079	-14.8601	5.5	-10.2867	-16.0192	-34.2607
J1914+0219	0.457527	-14.9914	9.77	-10.6875	-15.881	-34.3719
J1914+0631	0.693811	-16.4789	2.68	-11.9942	-17.5493	-35.4784
J1914+1122	0.600997	-15.1831	3.8	-10.7608	-16.1911	-34.272

Continued on next page

Table 1 – continued from previous page

Pulsar	P (s)	$\log \dot{P}$	d (kpc)	$\log \varepsilon$	$\log \eta$	$\log h$
J1915+0227	0.317306	-15.5243	7.01	-11.3794	-16.255	-34.6017
J1915+0738	1.5427	-14.4802	1.98	-9.64844	-15.8976	-33.6953
J1915+0752	2.05831	-15.857	3.56	-10.9	-17.3996	-35.4522
J1915+0838	0.342777	-14.8041	8.12	-10.6256	-15.5683	-33.9789
J1915+1009	0.404547	-13.8153	7	-9.56489	-14.6514	-32.9976
J1915+1410	0.297494	-16.3107	7.76	-12.1938	-17.0133	-35.4042
J1915+1606	0.05903	-17.064	7.13	-13.6495	-17.0642	-35.4184
J1915+1647	1.61623	-15.3925	3.16	-10.5406	-16.8302	-34.8309
J1916+0748	0.541752	-13.9706	8.24	-9.59336	-14.9336	-33.3506
J1916+0844	0.439995	-14.5376	7.98	-10.2507	-15.4102	-33.8133
J1916+0852	2.18275	-13.8827	6.98	-8.90027	-15.4509	-33.7958
J1916+0951	0.270254	-14.5986	2.88	-10.5234	-15.2595	-33.22
J1916+1023	1.61834	-15.1669	6.93	-10.3143	-16.6051	-34.9469
J1916+1030	0.62897	-16.4685	7.55	-12.0264	-17.4963	-35.8753
J1916+1225	0.227387	-13.6289	6.19	-9.62871	-14.2148	-32.5076
J1916+1312	0.281842	-14.4377	4.5	-10.3442	-15.1169	-33.2711
J1917+0834	2.12967	-13.757	1.51	-8.7852	-15.3144	-32.9945
J1917+1353	0.194631	-14.1427	5	-10.21	-14.661	-32.8611
J1917+1737	0.334725	-15.4895	10.21	-11.3213	-16.2433	-34.7534
J1917+2224	0.425897	-14.5436	8.04	-10.2709	-15.4021	-33.8084
J1918-0642	0.007646	-19.5901	0.91	-17.0632	-18.7026	-36.1627
J1918-1052	0.798693	-15.063	2.78	-10.5172	-16.1945	-34.1396
J1918+1444	1.18102	-12.6737	1.41	-7.95795	-13.9751	-31.6253
J1918+1541	0.370883	-14.5952	0.68	-10.3825	-15.3936	-32.7271
J1919+0021	1.27226	-14.1152	3.32	-9.36718	-15.4489	-33.4711
J1919+0134	1.60398	-15.2299	10.23	-10.3812	-16.6642	-35.1752
J1919+1314	0.5714	-14.4214	20.84	-10.021	-15.4074	-34.2274
J1919+1645	0.56279	-15.6655	9.56	-11.2717	-16.645	-35.1266
J1919+1745	2.08134	-14.767	6.86	-9.80521	-16.3145	-34.6519
J1920+1040	2.2158	-14.1884	7.19	-9.19944	-15.7631	-34.1209
J1920+1110	0.509886	-15.8069	5.01	-11.4559	-16.7435	-34.9444
J1920+2650	0.785522	-16.4634	1.46	-11.9248	-17.5877	-35.2532
J1921+0812	0.210648	-14.2708	3.47	-10.3038	-14.8235	-32.8649
J1921+1419	0.618183	-14.2518	4.08	-9.81724	-15.2721	-33.3838
J1921+1544	0.143576	-15.0088	15.1	-11.2082	-15.395	-34.075
J1921+1948	0.821035	-15.0477	8.15	-10.4899	-16.1912	-34.6034
J1921+2003	0.760681	-16.301	5.16	-11.7764	-17.4114	-35.6251
J1921+2153	1.3373	-14.8697	0.3	-10.1	-16.225	-33.2032
J1922+1733	0.236171	-13.8729	10	-9.85622	-14.4753	-32.9763
J1922+2018	1.17276	-15.1878	10.74	-10.4751	-16.4861	-35.0182
J1922+2110	1.07792	-14.0872	4	-9.41121	-15.349	-33.4521
J1923+1706	0.547209	-16.3665	6.38	-11.9849	-17.3338	-35.6397
J1923+2515	0.003788	-20.0259	0.99	-17.8041	-18.8335	-36.3302
J1924+1631	2.93519	-12.4389	28.35	-7.32781	-14.1357	-33.0893
J1924+1639	0.158043	-14.5918	9.13	-10.7495	-15.0197	-33.4812
J1924+2040	0.23779	-14.6799	10.75	-10.6602	-15.2852	-33.8177
J1926+0431	1.07408	-14.6091	3.95	-9.93458	-15.8692	-33.9669
J1926+0737	0.318062	-15.426	5.61	-11.28	-16.1576	-34.4077
J1926-1314	4.86428	-13.4389	2.09	-8.10843	-15.3551	-33.1763
J1926+1434	1.32492	-15.6596	8.02	-10.8939	-17.0109	-35.4161

Continued on next page

Table 1 – continued from previous page

Pulsar	P (s)	$\log \dot{P}$	d (kpc)	$\log \varepsilon$	$\log \eta$	$\log h$
J1926+1648	0.579823	-13.7447	6	-9.33798	-14.7372	-33.0164
J1926+1928	1.34601	-14.8447	30	-10.0722	-16.2029	-35.181
J1926+2016	0.299072	-14.4559	11.85	-10.3367	-15.1609	-33.7356
J1927+0911	0.290305	-16.1972	7.19	-12.0909	-16.8892	-35.247
J1927+1852	0.482766	-15.9355	10.28	-11.6084	-16.8484	-35.3615
J1927+1856	0.298313	-14.6498	4.81	-10.5316	-15.3536	-33.5368
J1927+2234	1.43107	-15.1129	9.3	-10.3138	-16.4978	-34.9673
J1928+1746	0.06873	-13.8794	8.12	-10.3988	-13.9457	-32.3563
J1928+1923	0.81733	-14.1972	30	-9.64138	-15.3388	-34.317
J1929+1844	1.22047	-14.6271	5.34	-9.89711	-15.9428	-34.1714
J1929+1955	0.257832	-14.5918	12.08	-10.537	-15.2322	-33.8154
J1929+2121	0.723599	-14.6696	3.36	-10.1666	-15.7582	-33.7856
J1930+1316	0.760032	-14.4365	8.28	-9.91223	-15.5465	-33.9656
J1930-1852	0.18552	-16.7447	2.34	-12.8329	-17.2423	-35.1125
J1930+1852	0.136855	-12.1244	7	-8.34465	-12.4898	-30.8359
J1931+1536	0.314355	-14.3002	6.41	-10.1593	-15.0267	-33.3346
J1931+1952	0.501123	-15.9957	22.62	-11.6523	-16.9248	-35.7803
J1932+1059	0.226518	-14.9355	0.31	-10.937	-15.5198	-32.5122
J1932+2020	0.268217	-14.3747	5	-10.3027	-15.0323	-33.2324
J1932+2220	0.14447	-13.2396	10.9	-9.43635	-13.6285	-32.167
J1932-3655	0.57142	-15.5467	4.41	-11.1463	-16.5328	-34.6783
J1933+0758	0.437454	-15.6615	8.33	-11.3772	-16.5316	-34.9533
J1933+1304	0.928324	-15.4976	8.1	-10.8864	-16.6944	-35.104
J1933+2421	0.81369	-14.091	5.52	-9.53707	-15.2306	-33.4736
J1933-6211	0.003543	-20.4318	0.63	-18.239	-19.2103	-36.5107
J1934+2352	0.178432	-12.8827	23.98	-8.9878	-13.3633	-32.2443
J1935+1616	0.358738	-14.2218	3.7	-10.0236	-15.0058	-33.075
J1935+1745	0.654408	-15.4225	9.57	-10.9632	-16.4675	-34.9495
J1935+2025	0.080118	-13.2161	8.64	-9.66891	-13.349	-31.7865
J1936+1536	0.967338	-14.3936	8.41	-9.76459	-15.6083	-34.0342
J1937+1505	2.87277	-14.251	14.07	-9.14928	-15.9385	-34.5878
J1937+2544	0.20098	-15.1918	2.76	-11.2452	-15.7241	-33.6661
J1937+2950	1.65743	-14.4584	6.44	-9.59553	-15.907	-34.2169
J1938+0650	1.12156	-14.2457	3.64	-9.55238	-15.5246	-33.5868
J1938+2010	0.687082	-14.4685	14.36	-9.98806	-15.5347	-34.1929
J1938+2213	0.166116	-13.3726	4.54	-9.50877	-13.8222	-31.9803
J1939+2134	0.001558	-18.9788	1.5	-17.1428	-17.4005	-35.0777
J1939+2449	0.645302	-13.7375	7.34	-9.28433	-14.7765	-33.1432
J1940+2337	0.546824	-13.1146	9.87	-8.73334	-14.0816	-32.577
J1941+0121	0.217317	-15.719	2.89	-11.7384	-16.2852	-34.2472
J1941+1026	0.905394	-15.0017	8.6	-10.4015	-16.1877	-34.6233
J1941+1341	0.559084	-14.9066	8.55	-10.5156	-15.8832	-34.3162
J1941+2525	2.30615	-12.7932	15.35	-7.78683	-14.3852	-33.0724
J1941-2602	0.402858	-15.0195	4.74	-10.7709	-15.8538	-34.0307
J1942+1743	0.696262	-15.9957	9.83	-11.5095	-17.0676	-35.5612
J1943+0609	0.446226	-15.3316	3.89	-11.0386	-16.2103	-34.3013
J1943-1237	0.972429	-14.7799	1.64	-10.1486	-15.9969	-33.7128
J1943+2210	0.005084	-20.056	8.35	-17.7064	-18.9914	-37.4141
J1944+0907	0.005185	-19.767	1.28	-17.4088	-18.7109	-36.3192
J1944-1750	0.841158	-15.0061	5.3	-10.4378	-16.1601	-34.3855

Continued on next page

Table 1 – continued from previous page

Pulsar	P (s)	$\log \dot{P}$	d (kpc)	$\log \varepsilon$	$\log \eta$	$\log h$
J1944+1755	1.9969	-15.1367	9.5	-10.1929	-16.6662	-35.145
J1944+2236	0.003618	-20.1273	8.46	-17.9253	-18.9149	-37.3433
J1945-0040	1.04563	-15.2716	3.53	-10.6088	-16.5202	-34.569
J1945+1834	1.06871	-15.6162	12.77	-10.9439	-16.8742	-35.4814
J1946-1312	0.491865	-14.7011	5.64	-10.3658	-15.6221	-33.8745
J1946+1805	0.440618	-16.618	0.3	-12.3305	-17.4912	-34.4694
J1946+2244	1.33445	-15.0511	7.09	-10.2823	-16.4055	-34.7573
J1946+2535	0.515167	-14.2487	9.58	-9.89332	-15.1898	-33.6722
J1946+2611	0.43506	-13.6576	7.78	-9.37558	-14.5253	-32.9173
J1946-2913	0.959448	-14.8268	4.31	-10.2013	-16.038	-34.1735
J1946+3417	0.00317	-20.4318	6.41	-18.2873	-19.162	-37.4699
J1947+0915	1.48074	-15.3206	5.8	-10.5066	-16.7202	-34.9847
J1947+1957	0.157509	-15.2815	9.51	-11.4407	-15.708	-34.1872
J1948+2551	0.196627	-14.0448	11.85	-10.1077	-14.5676	-33.1424
J1948+3540	0.717311	-14.1512	7.87	-9.65204	-15.2361	-33.6331
J1949+2306	1.31937	-15.9101	8.65	-11.1463	-17.2596	-35.6977
J1949-2524	0.957617	-14.4855	1.34	-9.86081	-15.6958	-33.324
J1949+3106	0.013138	-19.0273	7.78	-16.2654	-18.375	-36.7671
J1950+2414	0.004305	-19.7235	7.29	-17.4461	-18.5867	-36.9504
J1951+1123	5.09408	-14.5186	1.66	-9.16804	-16.4548	-34.1759
J1952+1410	0.275026	-15.8928	1.66	-11.81	-16.5613	-34.2825
J1952+2630	0.020732	-17.3696	13.67	-14.4095	-16.9154	-35.5522
J1952+3252	0.039531	-14.2336	3	-10.9932	-14.0597	-32.0379
J1953+1149	0.85189	-14.5436	12.53	-9.9698	-15.7032	-34.3022
J1953+2732	1.33397	-14.752	7.86	-9.98343	-16.1063	-34.5028
J1954+2923	0.426677	-17.767	0.42	-13.4935	-18.6263	-35.7506
J1955+2527	0.004873	-20.04	9.06	-17.7088	-18.9569	-37.4151
J1955+2908	0.006133	-19.5272	5.39	-17.0961	-18.5441	-36.7767
J1955+5059	0.518938	-14.8633	1.8	-10.5047	-15.8075	-33.5639
J1956+0838	0.303911	-15.6576	4.31	-11.5314	-16.3695	-34.505
J1957+2831	0.307683	-14.5072	6.98	-10.3757	-15.2245	-33.5694
J1959+2048	0.001607	-19.7721	1.53	-17.9226	-18.2073	-35.893
J1959+3620	0.406081	-16.4437	29.32	-12.1916	-17.2815	-36.2497
J2002+1637	0.276497	-15.6478	6.1	-11.5627	-16.3187	-34.605
J2002+3217	0.696761	-12.9788	6.68	-8.49227	-14.051	-32.3769
J2002+4050	0.905067	-14.7595	8.3	-10.1593	-15.9453	-34.3654
J2004+3137	2.11126	-13.1273	8	-8.15927	-14.681	-33.0851
J2004+3429	0.240953	-12.684	22.18	-8.65864	-13.2951	-32.1421
J2005-0020	2.27966	-13.5901	2.16	-8.58874	-15.1771	-33.0126
J2005+3547	0.615034	-15.5513	30	-11.1189	-16.5693	-35.5475
J2005+3552	0.307943	-14.5243	30	-10.3924	-15.2419	-34.2201
J2006-0807	0.580871	-16.3372	2.01	-11.9297	-17.3305	-35.1347
J2006+3102	0.163695	-13.6038	5.58	-9.74631	-14.047	-32.2947
J2007+0809	0.325724	-15.8633	3.44	-11.707	-16.6053	-34.6429
J2007+0910	0.458735	-15.4789	2.93	-11.1738	-16.3696	-34.3375
J2007+2722	0.024497	-18.0173	6.85	-14.9847	-17.6355	-35.9723
J2007+3120	0.608205	-13.8069	7.28	-9.37937	-14.8201	-33.1833
J2008+2513	0.589196	-14.2676	3.22	-9.85389	-15.267	-33.2759
J2009+3326	1.43837	-14.8327	10.73	-10.0314	-16.2197	-34.7514
J2010-1323	0.005223	-20.317	1.29	-17.9556	-19.264	-36.8757

Continued on next page

Table 1 – continued from previous page

Pulsar	P (s)	$\log \dot{P}$	d (kpc)	$\log \varepsilon$	$\log \eta$	$\log h$
J2010+2845	0.565369	-16.0424	6.03	-11.6466	-17.0239	-35.3052
J2010+3230	1.44245	-14.4413	18.89	-9.63874	-15.8295	-34.6068
J2011+3331	0.931733	-14.7471	12.95	-10.1344	-15.9456	-34.5589
J2012-2029	0.544002	-15.2612	3.92	-10.8822	-16.226	-34.3203
J2013-0649	0.580187	-15.2211	4.85	-10.8141	-16.2138	-34.4006
J2013+3058	0.276028	-15.8182	6.88	-11.7338	-16.4883	-34.8269
J2013+3845	0.230194	-14.0531	13.07	-10.0475	-14.6443	-33.2616
J2015+2524	2.3033	-15.2924	0.69	-10.2866	-16.8839	-34.2238
J2016+1948	0.06494	-18.3969	1.83	-14.9409	-18.4385	-36.202
J2017+0603	0.002896	-20.0809	1.32	-17.9757	-18.7719	-36.3935
J2017+2043	0.537143	-15.0017	3.55	-10.6282	-15.961	-34.0123
J2018+2839	0.557953	-15.8297	0.98	-11.4397	-16.8055	-34.2978
J2018+3431	0.387664	-14.7352	8.79	-10.5033	-15.5528	-33.9978
J2019+2425	0.003935	-20.1537	0.91	-17.9153	-18.9778	-36.4379
J2021+3651	0.103741	-13.0191	1.8	-9.35968	-13.2642	-31.0205
J2021+4026	0.265318	-13.262	2.15	-9.19479	-13.9149	-31.7484
J2022+2854	0.343402	-14.7235	2.1	-10.5443	-15.4885	-33.3118
J2022+3842	0.048579	-13.065	10	-9.7351	-12.9806	-31.4817
J2022+5154	0.529197	-14.5143	1.8	-10.1472	-15.467	-33.2234
J2023+5037	0.372619	-14.6003	1.8	-10.3856	-15.4007	-33.1571
J2027+2146	0.398173	-15.6925	10.09	-11.449	-16.5217	-35.0267
J2027+4557	1.09965	-15.51	22.99	-10.8253	-16.7804	-35.643
J2029+3744	1.2168	-13.9101	7	-9.18142	-15.2245	-33.5706
J2030+2228	0.630513	-15.0531	4.75	-10.6099	-16.0819	-34.2597
J2030+3641	0.200129	-14.1871	11.17	-10.2423	-14.7175	-33.2667
J2032+4127	0.14325	-13.9031	1.7	-10.1035	-14.2883	-32.0198
J2033+0042	5.0134	-13.9957	2.87	-8.65209	-15.925	-33.8839
J2033+1734	0.005949	-19.9547	1.37	-17.5368	-18.9583	-36.596
J2033-1938	1.28172	-15.342	1.54	-10.5907	-16.6789	-34.3675
J2036+2835	1.35873	-14.6799	6.78	-9.90327	-16.0421	-34.3744
J2037+1942	2.07438	-14.6904	2.05	-9.73003	-16.2364	-34.0492
J2037+3621	0.618715	-14.3468	5.05	-9.91184	-15.3674	-33.5718
J2038-3816	1.57729	-14.384	2.94	-9.54269	-15.8111	-33.7805
J2038+5319	1.42457	-15.025	13.83	-10.2279	-16.4079	-35.0497
J2040+1657	0.865606	-15.2255	3.51	-10.6447	-16.392	-34.4383
J2043+1711	0.00238	-20.2807	1.25	-18.2606	-18.8864	-36.4844
J2043+2740	0.096131	-14.8962	1.13	-11.2699	-15.1082	-32.6623
J2044+4614	1.39271	-15.2007	26.78	-10.4133	-16.5737	-35.5025
J2045+0912	0.395555	-15.71	1.99	-11.4693	-16.5363	-34.3362
J2046-0421	1.54694	-14.8327	3.83	-9.99976	-16.2513	-34.3356
J2046+1540	1.13829	-15.7399	2.56	-11.0402	-17.0253	-34.9346
J2046+5708	0.476735	-13.9547	9.67	-9.63295	-14.8621	-33.3486
J2047+5029	0.445945	-14.3788	5.03	-10.0861	-15.2573	-33.4599
J2048-1616	1.96157	-13.9586	0.95	-9.02255	-15.4804	-32.9591
J2048+2255	0.283901	-16.8182	6.18	-12.7215	-17.5005	-35.7925
J2051-0827	0.004509	-19.8962	1.28	-17.5987	-18.7794	-36.3877
J2053-7200	0.341336	-15.7077	1.05	-11.5311	-16.4701	-33.9923
J2055+2209	0.815181	-14.8729	2.15	-10.3182	-16.0133	-33.8468
J2055+3630	0.221508	-15.433	5	-11.4441	-16.0075	-34.2075
J2105+6223	2.30488	-14.2823	3.03	-9.27623	-15.8741	-33.8566

Continued on next page

Table 1 – continued from previous page

Pulsar	P (s)	$\log \dot{P}$	d (kpc)	$\log \varepsilon$	$\log \eta$	$\log h$
J2108-3429	1.4231	-14.4559	2.63	-9.65924	-15.8383	-33.7593
J2108+4441	0.414871	-16.0645	5.28	-11.8031	-16.9116	-35.1352
J2111+2106	3.95385	-14.4895	5.64	-9.24898	-16.3156	-34.568
J2113+2754	1.20285	-14.5817	2.61	-9.85803	-15.8911	-33.8088
J2113+4644	1.01469	-15.1457	4	-10.4959	-16.3812	-34.4843
J2116+1414	0.440153	-15.5391	4.43	-11.252	-16.4119	-34.5593
J2124+1407	0.694053	-15.1146	2.09	-10.6298	-16.1852	-34.0064
J2124-3358	0.004931	-19.6861	0.41	-17.3497	-18.6082	-35.7221
J2127-6648	0.325771	-15.6459	2.75	-11.4895	-16.388	-34.3283
J2129-5721	0.003726	-19.6799	3.2	-17.4652	-18.4802	-36.4865
J2136-1606	1.22724	-16.7959	1.27	-12.0635	-18.114	-35.7188
J2139+2242	1.08351	-14.8477	4.71	-10.1694	-16.1117	-34.2858
J2144-3933	8.50983	-15.3045	0.16	-9.73114	-17.4636	-34.1688
J2145-0750	0.016052	-19.5258	0.53	-16.6768	-18.9605	-36.1858
J2149+6329	0.38014	-15.7747	13.65	-11.5513	-16.5838	-35.22
J2150+5247	0.332206	-13.9957	5.67	-9.83082	-14.7462	-33.0009
J2151+2315	0.593534	-15.15	1.42	-10.7331	-16.1526	-33.8059
J2155+2813	1.60902	-15.0381	5.06	-10.1881	-16.4738	-34.679
J2155-3118	1.03	-14.9066	0.97	-10.2503	-16.1486	-33.6364
J2155-5641	1.37365	-14.3737	0.86	-9.59233	-15.7407	-33.1762
J2156+2618	0.498149	-16.8477	4.71	-12.5069	-17.7742	-35.9483
J2157+4017	1.52527	-14.4647	2.9	-9.63791	-15.8772	-33.8407
J2205+1444	0.938014	-15.0458	3.33	-10.4301	-16.2471	-34.2706
J2206+6151	0.322674	-15.4012	13.81	-11.249	-16.1391	-34.7804
J2208+5500	0.933161	-14.1555	3.55	-9.54211	-15.3546	-33.4059
J2212+2933	1.00459	-15.3054	4.76	-10.66	-16.5365	-34.7152
J2214+3000	0.003119	-19.8539	1	-17.7164	-18.577	-36.0781
J2215+1538	0.374196	-14.6253	3.12	-10.4087	-15.4275	-33.4227
J2215+5135	0.00261	-19.4763	3.26	-17.4162	-18.122	-36.1363
J2216+5759	0.419102	-13.1612	7.82	-8.89538	-14.0126	-32.4069
J2217+5733	1.05684	-15.1864	6.82	-10.519	-16.4396	-34.7744
J2219+4754	0.538469	-14.5575	2.61	-10.1829	-15.5178	-33.4355
J2222-0137	0.032818	-19.2321	0.27	-16.0725	-18.9774	-35.9098
J2222+2923	0.281399	-17.2097	4.46	-13.1169	-17.8882	-36.0386
J2225+6535	0.682542	-14.015	2	-9.53744	-15.0783	-32.8804
J2229+2643	0.002978	-20.8356	1.43	-18.7183	-19.5387	-37.1951
J2229+6114	0.051624	-13.1062	3	-9.74993	-13.0482	-31.0264
J2229+6205	0.443055	-14.6459	5.7	-10.356	-15.5215	-33.7784
J2234+2114	1.35875	-15.6536	3.38	-10.8771	-17.0159	-35.0459
J2235+1506	0.059767	-18.8013	1.15	-15.3814	-18.807	-36.3687
J2236-5527	0.006908	-20.0177	2.03	-17.5349	-19.0862	-36.8948
J2240+5832	0.139935	-13.8125	14.85	-10.0231	-14.1876	-32.8603
J2241-5236	0.002187	-20.1778	0.68	-18.1945	-18.7468	-36.0804
J2242+6950	1.6645	-14.317	2.3	-9.45222	-15.7674	-33.6302
J2243+1518	0.596799	-15.9469	2.9	-11.5276	-16.9519	-34.9154
J2248-0101	0.477233	-15.1811	2.28	-10.8589	-16.089	-33.948
J2253+1516	0.792236	-16.1772	2.81	-11.6349	-17.3052	-35.2549
J2257+5909	0.368246	-14.2403	3	-10.0307	-15.0356	-33.0138
J2301+5852	6.97907	-12.327	3.3	-6.83973	-14.3999	-32.4195
J2302+4442	0.005192	-19.8761	0.75	-17.5174	-18.8206	-36.1968

Continued on next page

Table 1 – continued from previous page

Pulsar	P (s)	$\log \dot{P}$	d (kpc)	$\log \varepsilon$	$\log \eta$	$\log h$
J2302+6028	1.2064	-14.6904	6.8	-9.96543	-16.001	-34.3346
J2305+3100	1.57589	-14.5391	2.61	-9.69812	-15.9658	-33.8835
J2305+4707	1.06637	-15.2449	4.35	-10.5735	-16.5019	-34.6415
J2307+2225	0.535829	-17.0605	0.38	-12.688	-18.0187	-35.0995
J2308+5547	0.475068	-15.7011	2.42	-11.3809	-16.6071	-34.4919
J2313+4253	0.349434	-15.9508	1.06	-11.764	-16.7233	-34.2497
J2317+1439	0.003445	-20.6162	1.89	-18.4355	-19.3825	-37.16
J2317+2149	1.44465	-14.9788	1.45	-10.1756	-16.3677	-34.0301
J2319+6411	0.216018	-15.7878	25.66	-11.8099	-16.3515	-35.2618
J2321+6024	2.25649	-14.1524	2.7	-9.15554	-15.735	-33.6674
J2322+2057	0.004808	-20.0132	0.78	-17.6878	-18.9243	-36.3175
J2324-6054	2.34749	-14.5867	0.9	-9.57264	-16.1865	-33.6418
J2325-0530	0.868735	-14.9872	1.07	-10.4048	-16.1552	-33.6856
J2325+6316	1.43631	-14.5482	10.86	-9.74751	-15.9346	-34.4715
J2326+6113	0.233652	-15.4522	4.82	-11.4402	-16.0499	-34.234
J2330-2005	1.64362	-14.3344	0.47	-9.47516	-15.7794	-32.9525
J2333+6145	0.756899	-14.9281	5.01	-10.4056	-16.0363	-34.2372
J2337+6151	0.49537	-12.7144	0.7	-8.37606	-13.6385	-30.9847
J2339-0533	0.002884	-19.8508	1.1	-17.7473	-18.5399	-36.0824
J2346-0609	1.18146	-14.8665	1.96	-10.1506	-16.168	-33.9613
J2354+6155	0.944784	-13.7878	3.31	-9.16903	-14.9923	-33.0132