

SUBSET AUTOREGRESSION: A NEW APPROACH

BY A.I. McLEOD AND Y. ZHANG

The University of Western Ontario and Acadia University

A. Ian McLeod and Ying Zhang, (2006). Partial autocorrelation parameterization for subset autoregression. *Journal of Time Series Analysis* 27/4, 599-612. 10.1111/j.1467-9892.2006.00481.x

Abstract. A new version of the partial autocorrelation plot and a new family of subset autoregressive models are introduced. A comprehensive approach to model identification, estimation and diagnostic checking is developed for these models. These models are better suited to efficient model building of high-order autoregressions with long time series. Several illustrative examples are given.

Keywords. AR model identification and diagnostic checks; forecasting; long time series; monthly sunspot series; partial autocorrelation plot; seasonal or periodic time series.

1. INTRODUCTION

The AR(p) model with mean μ may be written, $\phi(B)(z_t - \mu) = a_t$, where $\phi(B) = 1 - \phi_1 B - \dots - \phi_p B^p$. B is the backshift operator on t and $a_t, t = 1, \dots, n$ are normal and independently distributed with mean zero and variance σ_a^2 . The admissible region for stationary-causal autoregressive processes is defined by the region for which all roots of $\phi(B) = 0$ lie outside the unit circle (Brockwell and Davis, 1991). The usual subset autoregressive model is obtained by constraining some of the ϕ -parameters to zero. In this case we may write, $\phi(B) = 1 - \phi_{i_1} B^{i_1} - \dots - \phi_{i_m} B^{i_m}$ where $i_1 < \dots < i_m$. This model will be denoted by $\text{AR}_\phi(i_1, \dots, i_m)$. Such subset autoregressive models are often used for modelling seasonal or periodic time series as well as for obtaining a more parsimonious representation of autoregressive models. McClave (1975) presented an algorithm using the Yule-Walker estimators which may be used to find the best model according to some criterion such as the AIC or BIC. However, as pointed out by Haggan and Oyetunji (1983), the algorithm given by McClave (1975) only finds the single best solution although in practice it is often desirable to examine a range of plausible models. The algorithm developed given by Haggan and Oyetunji (1983), utilizing least squares, is not as computationally efficient as that of McClave (1983) but it is easy find the best set of models. One drawback of this approach is that it is based on least squares. Least squares estimates may be preferable to Yule-Walker estimates due to their lower bias but least squares estimates may be inadmissible. Although an admissible model may not be needed for

short-term forecasting, it is required for spectral estimation or data simulation in engineering design (Hipel and McLeod, 1994, §9.7.3). Zhang and Terrell (1997) have suggested a new criterion, the projection modulus, which is computationally more efficient but their method is based on Yule-Walker estimates that are known to be less accurate than some alternatives (Tjøstheim and Paulsen, 1983; Percival and Walden, A.T, 1993, p.414 and p.453; Zhang and McLeod, 2005). Bayesian methods of variable selection in regression were introduced by George and McCulloch (1993) and Bayesian methods for subset autoregression have been developed by Chen (1999) and Unnikrishnan (2004). The approach developed in this paper is computationally more efficient than previous techniques, based on maximum likelihood and well suited to fitting long time series and high dimensional subset autoregressive models as is illustrated in §3.3.

We now introduce the new subset autoregression models. Consider the Durbin-Levinson recursion

$$\phi_{j,k+1} = \phi_{j,k} - \phi_{k+1,k+1}\phi_{k+1-j,k}, \quad j = 1, \dots, k \quad (1)$$

where $k = 1, \dots, p$ and $\zeta_i = \phi_{i,i}$. This recursion can be used to define a transformation,

$$\mathcal{B} : (\zeta_1, \dots, \zeta_p) \rightarrow (\phi_1, \dots, \phi_p), \quad (2)$$

that is one-to-one, continuous and differentiable inside the admissible region (Barndorff-Neilsen and Schou, 1973). Both \mathcal{B} and its inverse \mathcal{B}^{-1} are easily computed (Monahan, 1984). To extend this transformation to the subset autoregressive case we simply constrain some of the ζ -parameters to zero. In general, this subset AR model may be denoted by $\text{AR}_\zeta(i_1, \dots, i_m)$

where the underlying parameters are $(\zeta_{i_1}, \dots, \zeta_{i_m})$. The $\text{AR}_\phi(i_1, \dots, i_m)$ and $\text{AR}_\zeta(i_1, \dots, i_m)$ are similar but distinct models. For example, in the $\text{AR}_\phi(1, 3)$, $\zeta_1 = \phi_1/(1 - \phi_1\phi_3 - \phi_3^2)$, $\zeta_2 = \phi_1\phi_3/(1 - \phi_3^2)$ and $\zeta_3 = \phi_3$, whereas in the $\text{AR}_\zeta(1, 3)$, $\phi_1 = \zeta_1$, $\phi_2 = -\zeta_1\zeta_3$ and $\phi_3 = \zeta_3$.

In general, the $\text{AR}_\zeta(i_1, \dots, i_m)$ model has only m parameters, not including μ and σ_a^2 , but it specifies $p = i_m$ values for the parameters in ϕ -space, $\phi_1(\zeta_1, \dots, \zeta_{i_m}), \dots, \phi_p(\zeta_1, \dots, \zeta_{i_m})$. In ϕ -space the admissible region is a complex m -dimensional subspace of the original p -dimensional space of (ϕ_1, \dots, ϕ_p) . In contrast, the admissible region in the ζ -space, \mathcal{D}_ζ , for the $\text{AR}_\zeta(i_1, \dots, i_m)$ model is simply the m dimensional cube with boundary surfaces corresponding to ± 1 . The transformation \mathcal{B} induces the transformation $\mathcal{B}_{i_1, \dots, i_m} : (\zeta_{i_1}, \dots, \zeta_{i_m}) \rightarrow (\phi_1, \dots, \phi_p)$ defined by setting $\zeta_i = 0$ for $i \notin i_1, \dots, i_m$ in (2). Denote the image of \mathcal{D}_ζ using the transformation $\mathcal{B}_{i_1, \dots, i_m}$ by \mathcal{D}_ϕ . Then \mathcal{D}_ϕ is a very complicated subset of the original p dimensional admissible space of the full $\text{AR}(p)$ model. From Barndorff-Neilsen and Schou (1973, Theorem 2) it follows that the transformation $\mathcal{B}_{i_1, \dots, i_m} : \mathcal{D}_\zeta \rightarrow \mathcal{D}_\phi$ is one-to-one, continuous and differentiable. Denote the p functions determined by $\mathcal{B}_{i_1, \dots, i_m}$ as $\phi_j(\zeta_{i_1}, \dots, \zeta_{i_m})$, $j = 1, \dots, p$. It follows from (1) that each of these p functions, $\phi_1(\zeta_{i_1}, \dots, \zeta_{i_m}), \dots, \phi_p(\zeta_{i_1}, \dots, \zeta_{i_m})$, are polynomial functions of $\zeta_{i_1}, \dots, \zeta_{i_m}$.

2. MODEL FITTING

2.1 Exact likelihood function

The sample mean is asymptotically efficient so we will assume the series

z_1, \dots, z_n after mean correction has mean zero. Then the exact loglikelihood function, apart from a constant, for the $\text{AR}_\zeta(\zeta_{i_1}, \dots, \zeta_{i_m})$ may be written,

$$\mathcal{L}(\zeta, \sigma_a^2) = -\frac{1}{2} \log(\det(\Gamma_n)) - \frac{1}{2} z' \Gamma_n^{-1} z \quad (3)$$

where $z = (z_1, \dots, z_n)$ and Γ_n is the $n \times n$ covariance matrix with (i, j) entry $\gamma_{i-j} = \text{Cov}(z_{t-i}, z_{t-j})$. It follows from Box Jenkins and Reinsel (1994, §A7.5), $z' \Gamma_n^{-1} z = \mathcal{S}(\zeta) / \sigma_a^2$, where $\mathcal{S}(\zeta) = \beta' D \beta$, $\beta = (-1, \phi_1(\zeta), \dots, \phi_p(\zeta))$ and D is the $(p+1) \times (p+1)$ matrix with (i, j) -entry, $D_{i,j} = z_i z_j + \dots + z_{n-j} z_{n-i}$. Then letting $p = i_m$ and $g_p = \det(\Gamma_n / \sigma_a^2) = \det(\Gamma_p / \sigma_a^2)$, we have from Barndorff-Neilsen and Schou (1973, eqns. 5 and 8),

$$g_p = \prod_{i \in \{i_1, \dots, i_m\}} (1 - \zeta_i^2)^{-i}. \quad (4)$$

The loglikelihood function can now be written,

$$\mathcal{L}(\zeta, \sigma_a^2) = -\frac{n}{2} \log(\sigma_a^2) - \frac{1}{2} \log(g_p) - \frac{1}{2\sigma_a^2} \mathcal{S}(\zeta). \quad (5)$$

Maximizing over σ_a^2 and dropping constant terms, the concentrated loglikelihood is,

$$\mathcal{L}_c(\zeta) = -\frac{n}{2} \log(\hat{\sigma}_a^2) - \frac{1}{2} \log(g_p), \quad (6)$$

where $\hat{\sigma}_a^2 = \mathcal{S}(\zeta) / n$. \mathcal{L}_c can be optimized numerically using a constrained optimization algorithm such as `FindMinimum` in *Mathematica*. The initial evaluation of D requires $O(n)$ flops but this is only done once and subsequent likelihood evaluations only require $O(p^2)$ flops.

There are a number of algorithms for ARMA likelihood evaluation and many of these are listed in (Box and Luceño, 1997, §12B). Anyone of these

algorithms could also be used. However, all of these algorithms require $O(n)$ flops per likelihood evaluation whereas the algorithm given in this section only requires $O(p^2)$ and so is much more efficient.

As shown in Theorem 2 in §2.2, statistically efficient initial values of the parameters may be obtained using the partial autocorrelations computed by the Burg algorithm. With this approach it is possible to obtain exact maximum likelihood estimates for even quite high-order AR models as illustrated by the monthly sunspot example, §3.3, where $m = 70$ coefficients were estimated.

2.2 Large-sample distribution of the estimates

For an observed time series z_1, \dots, z_n generated by an $\text{AR}_\zeta(i_1, \dots, i_m)$ model, let $\hat{\zeta} = (\hat{\zeta}_{i_1}, \dots, \hat{\zeta}_{i_m})$ denote the maximum likelihood estimate of $\zeta = (\zeta_{i_1}, \dots, \zeta_{i_m})$. In the full model case, $m = p$ and $(\zeta_1, \dots, \zeta_p)$ is a reparameterization of the $\text{AR}(p)$ model. However, in the subset case when $m < p$, the parameters ϕ_1, \dots, ϕ_p are constrained and so $\hat{\phi}_1, \dots, \hat{\phi}_p$ do not have the usual distribution due to these constraints. The following theorem is established in Appendix A.

THEOREM 1. $\hat{\zeta} \xrightarrow{p} \zeta$ and $\sqrt{n}(\hat{\zeta} - \zeta) \xrightarrow{D} \mathcal{N}(0, \mathcal{I}_\zeta^{-1})$, where \xrightarrow{p} denotes convergence in probability, \xrightarrow{D} denotes convergence in distribution and \mathcal{I}_ζ is the large-sample Fisher information matrix per observation of ζ .

Properties of the information matrix \mathcal{I}_ζ are discussed in Barndorff-Neilsen and Schou (1973) for the case of the full model, $\text{AR}_\zeta(1, \dots, p)$, but a general method of computing \mathcal{I}_ζ is not explicitly

given. It is shown in Appendix A that $\mathcal{I}_\zeta = \mathcal{J}'_\zeta \mathcal{I}_\phi \mathcal{J}_\zeta$, where

$$\mathcal{J}_\zeta = \frac{\partial(\phi_1, \dots, \phi_p)}{\partial(\zeta_{i_1}, \dots, \zeta_{i_m})} \quad (7)$$

and \mathcal{I}_ϕ is the information matrix for ϕ_1, \dots, ϕ_p in the unrestricted AR(p) model. Since $\mathcal{I}_\phi = \sigma_a^{-2} \Gamma_p$, \mathcal{I}_ϕ may be easily computed using the result of Siddiqui (1958),

$$\mathcal{I}_\phi = \begin{pmatrix} \sum_{k=0}^{\min(i,j)} \phi_{i-k+1} \phi_{j-k+1} - \phi_{p+k-i+1} \phi_{p+k-j+1} \\ \vdots \\ \vdots \\ \vdots \end{pmatrix}_{p \times p}, \quad (8)$$

where $\phi_0 = -1$. The Jacobian \mathcal{J}_ζ is quite complicated. First, consider the full model case, AR $_\zeta(1, \dots, p)$. The required Jacobian may be derived as the product of a sequence of Jacobians of transformations used in the Durbin-Levinson algorithm, eq. (1), to obtain, $\mathcal{J}_\zeta = \mathcal{J}_{p-1} \cdots \mathcal{J}_1$, where

$$\mathcal{J}_k = \frac{\partial(\phi_{k+1,1}, \dots, \phi_{k+1,p})}{\partial(\phi_{k,1}, \dots, \phi_{k,p})}, \quad (9)$$

where $\phi_{k,j} = \phi_{k,k}$ for $j \geq k$ and otherwise for $j < k$, $\phi_{k,j}$ is as defined in (1). It may then be shown that

$$\mathcal{J}_k = \begin{pmatrix} J_{p-k} & A_{p-k,k} \\ 0_{k,p-k} & I_k \end{pmatrix}, \quad (10)$$

where J_{p-k} is the $(p-k) \times (p-k)$ matrix with (i,j) -entry, $J_{i,j}$, where

$$J_{i,j} = \begin{cases} 1 & \text{if } i = j \\ -\zeta_{p-k+1} & \text{if } i = p - k + 1 - j \wedge i \neq j \\ 1 - \zeta_{p-k+1} & \text{if } i = p - k + 1 - j \wedge i = j \\ 0 & \text{otherwise} \end{cases}, \quad (11)$$

$A_{p-k,k}$ is the $(p-k) \times k$ matrix whose first column is

$(-\phi_{p-k,p-k}, -\phi_{p-k,p-k-1}, \dots, -\phi_{p-k,1})$ and whose remaining elements are

zeros, $0_{p-k,k}$ is the $k \times (p-k)$ matrix with all zero entries, and I_k is the $k \times k$ identity matrix. For example, for the $\text{AR}_\zeta(1, 2, 3, 4)$,

$$\begin{aligned} \mathcal{J}_\zeta &= \begin{pmatrix} 1 & 0 & -\zeta_4 & -\zeta_3 \\ 0 & 1 - \zeta_4 & 0 & -\zeta_2 - \zeta_1(1 + \zeta_2)\zeta_3 \\ -\zeta_4 & 0 & 1 & -\zeta_1(1 + \zeta_2) - \zeta_2\zeta_3 \\ 0 & 0 & 0 & 1 \end{pmatrix} \\ &\times \begin{pmatrix} 1 - \zeta_2 & -\zeta_1 & 0 & 0 \\ 0 & 1 & 0 & 0 \\ 0 & 0 & 1 & 0 \\ 0 & 0 & 0 & 1 \end{pmatrix} \times \begin{pmatrix} 1 & -\zeta_3 & -\zeta_2 & 0 \\ -\zeta_3 & 1 & -\zeta_1(1 + \zeta_2) & 0 \\ 0 & 0 & 1 & 0 \\ 0 & 0 & 0 & 1 \end{pmatrix}. \end{aligned} \quad (12)$$

The information matrix of ζ in the subset case, $\text{AR}_\zeta(i_1, \dots, i_m)$, may be obtained by selecting rows and columns corresponding to i_1, \dots, i_m from full model information matrix. Equivalently, the information matrix in the subset case could also be obtained by selecting the columns corresponding to i_1, \dots, i_m in the Jacobian matrix corresponding to the full model case to obtain $\mathcal{J}_{(\zeta_{i_1}, \dots, \zeta_{i_m})}$. Then

$$\mathcal{I}_{(\zeta_{i_1}, \dots, \zeta_{i_m})} = \mathcal{J}'_{(\zeta_{i_1}, \dots, \zeta_{i_m})} \mathcal{I}_\phi \mathcal{J}_{(\zeta_{i_1}, \dots, \zeta_{i_m})}. \quad (13)$$

For example, using our *Mathematica* software, for the $\text{AR}_\zeta(1, 12)$,

$$\mathcal{I}_\zeta = \frac{1}{1 - \zeta_{12}^2} \begin{pmatrix} (1 - 2\zeta_1^{10}\zeta_{12} + \zeta_{12}^2) / (1 - \zeta_1^2) & 0 \\ 0 & 1 \end{pmatrix}. \quad (14)$$

As a check on the formula for \mathcal{I}_ζ , an $\text{AR}_\zeta(1, 2, 3, 4)$ with $\zeta_i = 0.5$, $i = 1, \dots, 4$ and $n = 500$ was simulated and fit 1,000 times. The empirical covariance matrix of the ζ -parameters was found to agree closely with the theoretical covariance matrix $n^{-1}\mathcal{I}_\zeta^{-1}$. This experiment was repeated using the $\text{AR}_\zeta(1, 4)$ model.

As mentioned in §2.1, the Burg algorithm can be used to generate good initial estimates of the parameters ζ_i , $i = i_1, \dots, i_m$. As shown in Theorem 2

below these estimates are asymptotically fully efficient. However, we prefer to use the exact MLE for our final model estimates since these estimates are known to be second order efficient (Taniguchi, 1983) and simulation experiments have shown that the exact MLE estimates usually perform better than alternatives in small samples (Box and Luceño, 1997, §12B).

THEOREM 2. In the $\text{AR}_\zeta(i_1, \dots, i_m)$ model let $\hat{\phi}_{k,k}$, $k = 1, \dots, p$, where $p \geq i_m$ denote the partial autocorrelations estimated using the Burg algorithm. Then $\hat{\phi}_{i_1, i_1}, \dots, \hat{\phi}_{i_m, i_m}$ are asymptotically efficient estimates for $\zeta_{i_1}, \dots, \zeta_{i_m}$.

Theorem 2 follows from the fact that the Burg algorithm provides asymptotically efficient estimates (Percival and Walden, 1993, p.433) of ζ_1, \dots, ζ_p in the full $\text{AR}(p)$ model. Then the large-sample covariance matrix of $\hat{\phi}_{i_1, i_1}, \dots, \hat{\phi}_{i_m, i_m}$, given by eq. (13), is seen to be the same as that $\hat{\zeta}_{i_1}, \dots, \hat{\zeta}_{i_m}$.

2.3 Model identification

Theorem 1 provides the basis for a useful model identification method for $\text{AR}_\zeta(i_1, \dots, i_m)$ using the partial autocorrelation function. The partial autocorrelations are estimated for a suitable number of lags $k = 1, \dots, K$. Typically $K < n/4$. We recommend the Burg algorithm for estimating the partial autocorrelations $\hat{\phi}_{k,k} = \hat{\zeta}_k$ since it provides more accurate estimates of the partial autocorrelations in many situations (Percival and Walden, 1993, p.414) than the Yule-Walker algorithm. Based on the fitted $\text{AR}(K)$ model the estimated standard errors, $\text{EstSd}(\hat{\zeta}_k)$, of $\hat{\zeta}_k$ are obtained. A suitable $\text{AR}_\zeta(i_1, \dots, i_m)$ model may be selected by examining a plot of $\hat{\zeta}_k \pm 1.96 \text{EstSd}(\hat{\zeta}_k)$ vs k . This modified partial autocorrelation plot is

generally more useful than the customary one (Box, Jenkins and Reinsel, 1994). The use of this partial autocorrelation plot is illustrated in §3.1–3.2.

Another method of model selection can be based on the BIC defined by $\text{BIC} = -2\mathcal{L}_c + m \log(n)$, where n is the length of the time series and m is the number of parameters estimated. From eqn. (6), the loglikelihood of the $\text{AR}_\zeta(i_1, \dots, i_m)$ may be approximated by, $\mathcal{L}_c \approx -(n/2) \log(\hat{\sigma}_a^2)$. Since $\hat{\sigma}_a^2 \approx c_0(1 - \hat{\phi}_{i_1, i_1}^2) \dots (1 - \hat{\phi}_{i_m, i_m}^2)$, where c_0 is the sample variance. Hence, we obtain the approximation,

$$\text{BIC}_\zeta = \text{BIC}(i_1, \dots, i_m) = n \log \left(\prod_{k \in \{i_1, \dots, i_m\}} (1 - \hat{\phi}_{k, k}^2) \right) + m \log(n). \quad (15)$$

The following algorithm can be used to find the minimum BIC_ζ model:

Step 1: Select L the maximum order for the autoregression. Select $M, M \leq L$, the maximum number of parameters allowed. The partial autocorrelation plot can be used to select L large enough so that all partial autocorrelations larger than L are assumed zero. Also, from the partial autocorrelations we can get an approximate idea of how many partial autocorrelation parameters might be needed.

Step 2: Sort $(|\hat{\phi}_{1,1}|, \dots, |\hat{\phi}_{L,L}|)$ in descending order to obtain $(|\hat{\phi}_{i_1, i_1}|, \dots, |\hat{\phi}_{i_L, i_L}|)$.

Step 3: Compute the $\text{BIC}(i_1, \dots, i_m)$ for $m = 1, \dots, M$ and select the minimum BIC_ζ model. It is usually desirable to also consider models which are close to the minimum since sometimes these models may perform better for forecasting on a validation sample or perhaps give

better performance on a model diagnostic check. So in this last step, we may select the k best models.

This polynomial time algorithm is suitable for use with long time series and with large L and M . Also, other criteria such as the AIC (Akaike, 1974), AIC_C (Hurvich and Tsai, 1989) or that of Hannan and Quinn (1979) could also be used in this algorithm.

2.4 Residual autocorrelation diagnostics

Let $\zeta = (\zeta_{i_1}, \dots, \zeta_{i_m})$ denote the true parameter values in an $AR_{\zeta}(i_1, \dots, i_m)$ model and let $\dot{\zeta} = (\dot{\zeta}_{i_1}, \dots, \dot{\zeta}_{i_m})$ denote any value in the admissible parameter space. Then the residuals, \dot{a}_t , $t = p + 1, \dots, n$, corresponding to the parameter $\dot{\zeta}$ and data z_1, \dots, z_n from a mean-corrected time series are defined by $\dot{a}_t = z_t - \dot{\phi}_1 z_{t-1} - \dots - \dot{\phi}_p z_{t-p}$ where $t = p + 1, \dots, n$, $\dot{\phi}_i = \phi_i(\dot{\zeta})$ and $p = i_m$. The residuals corresponding to the initial values, $t = 1, \dots, p$, may be obtained using the backforecasting method of Box, Jenkins and Reinsel (1994, Ch. 5) or for asymptotic computations they can simply be set to zero. For lag $k \geq 0$ the residual autocorrelations are defined by $\dot{r}_k = \dot{c}_k / \dot{c}_0$, where $\dot{c}_k = n^{-1} \sum_{t=k+1}^n \dot{a}_{t-k} \dot{a}_t$ for all $k \geq 0$. When $\dot{\zeta} = \hat{\zeta}$ the residuals and residual autocorrelations will be denoted by \hat{a}_t and \hat{r}_k respectively. For any $L > 1$, let $\dot{r} = (\dot{r}_1, \dots, \dot{r}_L)$ and similarly for \hat{r} and r .

THEOREM 3. $\sqrt{n\hat{r}} \xrightarrow{D} \mathcal{N}(0, \mathcal{V}_r)$ where

$$\mathcal{V}_r = I_m - \mathcal{X} \mathcal{J}_{\zeta} \mathcal{I}_{\zeta}^{-1} \mathcal{J}'_{\zeta} \mathcal{X}' \quad (16)$$

where \mathcal{X} is the $L \times p$ matrix with (i, j) -entry ψ_{i-j} where the ψ_k are determined as the coefficients of B^k in the expansion

$1/\phi(B) = 1 + \psi_1 B + \psi_2 B^2 + \dots$ and \mathcal{J}_ζ and \mathcal{I}_ζ are as defined in §2.3 for the $\text{AR}_\zeta(i_1, \dots, i_m)$ model. This theorem is proved in Appendix B.

Since $\mathcal{J}'_\zeta \mathcal{X}' \mathcal{X} \mathcal{J}_\zeta \approx \mathcal{J}'_\zeta \mathcal{I}_\phi \mathcal{J}_\zeta$ for L large enough and since $\mathcal{I}_\zeta = \mathcal{J}'_\zeta \mathcal{I}_\phi \mathcal{J}_\zeta$ it follows that \mathcal{V}_r is approximately idempotent with rank $L - m$ for L large enough. This justifies the use of the modified portmanteau diagnostic test of Ljung and Box (1978), $Q_L = n(n+2) \sum_{k=1}^L \hat{r}_k^2 / (n-k)$. Under the null hypothesis that the model is adequate, Q_L is approximately χ^2 -distributed on $L - m$ df.

It is also useful to plot the residual autocorrelations and show their $(1 - \alpha)\%$ simultaneous confidence interval. As pointed out by Hosking and Ravishanker (1993), a simultaneous confidence interval may be obtained by applying the Bonferonni inequality. The estimated standard deviation of \hat{r}_k is $\text{EstSd}(\hat{r}_k) = v_{i,i}/\sqrt{n}$, where $v_{i,i}$ is the (i, i) element of the covariance matrix $\hat{\mathcal{V}}_r$ obtained by replacing parameter ζ in eq. (16) by its estimate $\hat{\zeta}$. Then, using the approximation with the Bonferonni inequality, it may be shown that a $(1 - \alpha)\%$ simultaneous confidence interval for $\hat{r}_1, \dots, \hat{r}_L$ is given by $\Phi^{-1}(1 - \alpha/(2m)) \text{EstSd}(\hat{r}_k)$, where $\Phi^{-1}(\bullet)$ denotes the inverse cumulative distribution function of the standard normal distribution. This diagnostic plot is illustrated in §3.1.

3. ILLUSTRATIVE EXAMPLES

3.1 Chemical process time series

Cleveland (1971) identified an $\text{AR}_\phi(1, 2, 7)$ and Unnikrishnan (2004) identified an $\text{AR}_\phi(1, 3, 7)$ model for Series A (Box, Jenkins and Reinsel, 1994). Either directly from the partial autocorrelation plot in Figure 1 or

using the BIC_ζ algorithm in §2.3 with $L = 20$ and $M = 10$, an $AR_\zeta(1, 2, 7)$ subset is selected. The top five models with this algorithm are shown in Table I. Figure 2 shows the residual autocorrelation plots for the fitted AR_ϕ and AR_ζ models. The respective maximized loglikelihoods were $\mathcal{L}_c = 232.96$ and 229.42 respectively. Thus, a slightly better fit is achieved by the AR_ϕ model in this case, but since the difference is small, it may be concluded that both models fit about equally well.

3.2 Forecasting experiment

McLeod and Hipel (1995) fitted an $AR_\phi(1, 9)$ to the treering series identified as NINEMILE in their article. This series consists of $n = 771$ consecutive annual treering width measurements on Douglas fir at Nine Mile Canyon, Utah for the years 1194–1964. For our forecasting experiment the first 671 values were used as the training data and the last 100 as the test data. The partial autocorrelation plot of the training series is shown in Figure 3. This plot suggests $L = 20$ and $M = 10$ in the algorithm in §2.3 will suffice. The three best *BICzeta* models were $AR_\zeta(1)$, $AR_\zeta(1, 9)$ and $AR_\zeta(1, 2, 9)$. After fitting with exact maximum likelihood, the one-step forecast errors were computed for the test data. The $AR_\phi(1, 9)$ model was also fit to the training series and the one-step forecast errors over the next 100 values were computed. Table II compares the fits achieved as well as the root mean square error on the test data. From Table II as well as with further statistical tests, it was concluded that there is no significant difference in forecast performance.

3.3 Monthly sunspot series

The monthly sunspot numbers, 1749–1983 (Andrews and Hertzberg,

1985), are comprised of $n = 2820$ consecutive values. Computing the coefficient of skewness for the transformed data, z_t^λ , with $\lambda = 1, 2/3, 1/2, 1/3$ we obtained $g_1 = 1.10, 0.48, 0.09, -0.45$ respectively. It is seen that a square-root transformation will improve the normality assumption. For the square-root transformed series, subset AR_ζ models were determined using the AIC_ζ and BIC_ζ algorithms with $L = 300$ and $M = 100$. These algorithms produced subset models with $m = 70$ and $m = 20$ autoregressive coefficients. Maximum likelihood estimation of these two models only required about 30 minutes and 3 minutes respectively on a 3 GHz PC using our *Mathematica* software. The best nonsubset $\text{AR}(p)$ models for the square-root monthly sunspots using the AIC and BIC are compared with the subset models in Table III. The AR_ζ fitted with the BIC_ζ algorithm has fewer parameters than each of these nonsubset models and it performs better on both the AIC and BIC criteria. Residual autocorrelation diagnostic checks did not indicate any model inadequacy in any of the fitted models.

4. CONCLUDING REMARKS

The methods presented in this paper can be extended to subset MA models. In this case the ζ -parameters are inverse partial autocorrelations (Hipel and McLeod, 1994, §5.3.7). Bhansali (1983) showed that the distribution of the inverse partial autocorrelations is equivalent to that of the partial autocorrelations, so the model selection using a modified inverse partial autocorrelation plot or AIC/BIC criterion may be implemented.

Similarly the distribution of the residual autocorrelations is essentially equivalent to that given in our Theorem 3.

As discussed by Monahan (1984) and Marriott and Smith (1992) the transformation used in eq. (2) may be extended to reparameterize ARMA models. Hence the subset AR model may be generalized in this way to the subset ARMA case.

Software written in *Mathematica* is available from the authors' web page for reproducing the examples given in this article as well as for more general usage.

APPENDIX A: PROOF OF THEOREM 1

Let $\dot{\zeta}$, $\hat{\zeta}$ and ζ denote respectively a vector of parameters in the admissible region, the maximum likelihood estimate and the true parameter values and similarly for other functions of these quantities such as the likelihood and residuals. Without loss of generality we may assume that $\mu = 0$ and $\sigma = 1$ are known. Ignoring terms which are $O_p(1)$, the loglikelihood function of $\dot{\zeta}$ may be written,

$$\dot{\mathcal{L}} = -\frac{1}{2} \sum \dot{a}_t^2, \quad (17)$$

where $\dot{a}_t = z_t - \dot{\phi}_1 z_{t-1} - \dots - \dot{\phi}_p z_{t-p}$. Note that for all i and j ,

$$\frac{\partial \dot{a}_t}{\partial \dot{\phi}_i} = -z_{t-i} \quad (18)$$

and

$$\frac{\partial \dot{a}_t}{\partial \dot{\phi}_i \dot{\phi}_j} = 0. \quad (19)$$

It follows that

$$\frac{1}{n} \frac{\partial \dot{\mathcal{L}}}{\partial \dot{\zeta}} = \frac{1}{n} \sum a_t \mathcal{J}'_{\dot{\zeta}}(z_{t-1}, \dots, z_{t-p})', \quad (20)$$

where $(z_{t-1}, \dots, z_{t-p})'$ denotes the transpose of the p -dimensional row vector and

$$\mathcal{J}_{\dot{\zeta}} = \frac{\partial(\phi_1, \dots, \phi_p)}{\partial(\zeta_{i_1}, \dots, \zeta_{i_m})}. \quad (21)$$

Since $\sum z_{t-j} a_t / n \xrightarrow{p} 0$ when $j > 0$, it follows that from (20),

$$n^{-1} \frac{\partial \dot{\mathcal{L}}}{\partial \dot{\zeta}} \xrightarrow{p} 0. \quad (22)$$

Similarly, neglecting terms which are $O_p(1/\sqrt{n})$,

$$\begin{aligned}
-\frac{1}{n} \frac{\partial^2 \mathcal{L}}{\partial \zeta \partial \zeta'} &= \frac{1}{n} \mathcal{J}'_{\zeta} (\sum z_{t-i} z_{t-j}) \mathcal{J}_{\zeta} \\
&\xrightarrow{p} \mathcal{J}'_{\zeta} \mathcal{I}_{\phi} \mathcal{J}_{\zeta} \\
&= \mathcal{I}_{\zeta},
\end{aligned} \tag{23}$$

where

$$\mathcal{I}_{\phi} = (\text{Cov}(z_{t-i}, z_{t-j}))_{p \times p}. \tag{24}$$

Since the transformation is one-to-one, continuous and differentiable, it follows that \mathcal{I}_{ζ} must be positive definite since \mathcal{I}_{ϕ} is positive definite.

Expanding $n^{-1} \partial \dot{\mathcal{L}} / \partial \dot{\zeta}$ about $\dot{\zeta} = \hat{\zeta}$ and evaluating at $\dot{\zeta} = \zeta$ and noting that third and higher-order terms are zero,

$$0 = \frac{1}{n} \frac{\partial \mathcal{L}}{\partial \zeta} + (\hat{\zeta} - \zeta) \frac{1}{n} \frac{\partial^2 \mathcal{L}}{\partial \zeta \partial \zeta'}. \tag{25}$$

It follows from eq. (22) and (25) that $\hat{\zeta} \xrightarrow{p} \zeta$. Since

$$\frac{1}{n} \frac{\partial^2 \mathcal{L}}{\partial \zeta \partial \zeta'} = \mathcal{I}_{\zeta} + O_p\left(\frac{1}{\sqrt{n}}\right), \tag{26}$$

it follows that

$$-\frac{1}{\sqrt{n}} \frac{\partial \mathcal{L}}{\partial \zeta} = \sqrt{n}(\hat{\zeta} - \zeta) \mathcal{I}_{\zeta} + o_p(1). \tag{27}$$

Since

$$\frac{1}{\sqrt{n}} \frac{\partial \mathcal{L}}{\partial \phi} \xrightarrow{D} N(0, \mathcal{I}_{\phi}). \tag{28}$$

and

$$\frac{\partial \mathcal{L}}{\partial \zeta} = \frac{\partial \mathcal{L}'}{\partial \phi} \mathcal{J}_{\zeta} \tag{29}$$

it follows that

$$\sqrt{n}(\hat{\zeta} - \zeta) \xrightarrow{D} N(0, \mathcal{I}_{\zeta}^{-1}). \tag{30}$$

APPENDIX B: PROOF OF THEOREM 3

Without loss of generality and ignoring terms which are $O_p(1)$ we may write the loglikelihood function as $\mathcal{L}(\dot{\zeta}) = -\frac{1}{2} \sum \dot{a}_t^2$. Then $r_k = c_k + O_p(1/n)$ and,

$$\zeta - \hat{\zeta} = \mathcal{I}_\zeta^{-1} s_c + O_p(1/n), \quad (31)$$

where

$$\begin{aligned} s_c &= \frac{\partial \mathcal{L}}{\partial \zeta} \\ &= \mathcal{J}_\zeta \frac{\partial \mathcal{L}}{\partial \phi} \\ &= \mathcal{J}_\zeta \left(\sum a_t z_{t-i} \right). \end{aligned} \quad (32)$$

It follows that, neglecting a term which is $O(1)$,

$$n \text{Cov}(\hat{\zeta}, r) = -\mathcal{I}_\zeta^{-1} \mathcal{J}'_\zeta \mathcal{X}'. \quad (33)$$

Expanding \dot{r} about $\dot{\zeta} = \zeta$ and evaluating at $\dot{\zeta} = \hat{\zeta}$,

$$\hat{r} = r + \mathcal{X} \mathcal{J}_\zeta (\hat{\zeta} - \zeta). \quad (34)$$

From (34), it follows that \sqrt{nr} is asymptotically normal with mean zero and the given covariance matrix.

This theorem could also be derived using the result of Ahn (1988) on multivariate autoregressions with structured parameterizations.

REFERENCES

- AHN, S.K. (1988) Distribution for residual autocovariate in multivariate autoregressive models with structured parameterization. *Biometrika* 75, 590–593.
- AKAIKE, H. (1974) A new look at the statistical model identification. *IEEE Transactions on Automatic Control* AC-19, 716–723.
- ANDREWS, D.F. AND HERZBERG, A.M. (1985) *Data: A Collection of Problems from Many Fields for the Student and Research Worker*. New York: Springer-Verlag.
- BARNDORFF-NIELSEN, O. AND SCHOU G. (1973) On the parametrization of autoregressive models by partial autocorrelations. *Journal of Multivariate Analysis* 3, 408–419.
- BHANSALI, R.J. (1983) The inverse partial autocorrelation function of a time series and its applications. *Journal of Multivariate Analysis* 13, 310–327.
- BOX, G.E.P., JENKINS, G.M. AND REINSEL, G.C. (1994) *Time Series Analysis: Forecasting and Control*, 3rd Ed., San Francisco: Holden-Day.
- BOX, G.E.P. AND LUCEÑO, A. (1997) *Statistical Control by Monitoring and Feedback Adjustment*, New York: Wiley.
- CHEN, C.W.S. (1999) Subset selection of autoregressive time series models. *Journal of Forecasting* 18, 505–516.
- CLEVELAND, W.S. (1971) The inverse autocorrelations of a time series and their applications. *Technometrics* 14, 277–298.

- GEORGE, E.I. AND McCULLOCH, R.E. (1993) Variable selection via Gibbs sampling. *Journal of the American Statistical Association* 88, 881-889.
- HAGGAN, V. AND OYETUNJI, O.B. (1984) On the selection of subset autoregressive time series models. *Journal of Time Series Analysis* 5, 103-113.
- HANNAN, E.J. AND QUINN, B.G. (1979) The determination of the order of an autoregression. *Journal of the Royal Statistical Society B* 41, 190-195.
- HIPEL, K.W. AND McLEOD, A.I. (1994) *Time Series Modelling of Water Resources and Environmental Systems*, Amsterdam: Elsevier.
- HOSKING, J.R.M. AND RAVISHANKER, N. (1993) Approximate simultaneous significance intervals for residual autocorrelations of autoregressive-moving average time series models. *Journal of Time Series Analysis* 14, 19-26.
- HURVICH, M.C. AND TSAI, C. (1989) Regression and time series model selection in small samples. *Biometrika* 76, 297-307.
- LJUNG, G.M. AND BOX, G.E.P. (1978) On a measure of lack of fit in time series models. *Biometrika* 65, 297-303.
- MARRIOTT, J.M. AND SMITH, A.F.M. (1992) Reparameterization aspects of numerical Bayesian methodology for autoregressive-moving average models. *Journal of Time Series Analysis* 13, 327-343.
- MCCLAVE, J. (1975) Subset autoregression. *Technometrics* 17, 213-220.
- McLEOD, A.I. AND HIPEL, K.W. (1995) Exploratory spectral analysis of hydrological time series. *Journal of Stochastic Hydrology and*

- Hydraulics* 9, 171-205.
- MCLEOD, A.I. (1978) On the distribution of residual autocorrelations in Box-Jenkins models. *Journal of the Royal Statistical Society B* 40, 396–402.
- MONAHAN, J.F. (1984) A note on enforcing stationarity in autoregressive-moving average models. *Biometrika* 71, 403–404.
- PERCIVAL, D.B. AND WALDEN, A.T. (1993) *Spectral Analysis For Physical Applications*, Cambridge, Cambridge University Press.
- SIDDIQUI, M.M. (1958) On the inversion of the sample covariance matrix in a stationary autoregressive process. *Annals of Mathematical Statistics* 29, 585–588.
- TANIGUCHI, M. (1983) On the second order asymptotic efficiency of estimators of gaussian ARMA processes. *The Annals of Statistics* 11, 157–169.
- Tjøstheim, D. & Paulsen, J. (1983) Bias of some commonly-used time series estimates. *Biometrika* **70**, 389–399. Correction *Biometrika* **71**, p. 656.
- TONG, H. (1977) Some comments on the Canadian lynx data. *Journal of the Royal Statistical Society A* 140, 432–436.
- UNNIKRISHNAN, N. K. (2004) Bayesian Subset Model Selection for Time Series. *Journal of Time Series Analysis* 25, 671-690
- ZHANG, Y. AND MCLEOD, A.I. (2005, under review) Computer algebra derivation of the bias of Burg estimators.
- ZHANG, X. AND TERRELL, R.D. (1997) Prediction modulus: A new direction for selecting subset autoregressive models. *Journal of Time Series Analysis* 18, 195–212.

TABLE I. TOP FIVE MODELS FOR SERIES A USING THE BIC_ζ ALGORITHM.

Model	BIC_ζ
$\text{AR}_\zeta(1, 2, 7)$	-82.2
$\text{AR}_\zeta(1, 2, 7, 15)$	-81.5
$\text{AR}_\zeta(1, 2)$	-80.4
$\text{AR}_\zeta(1, 2, 7, 6, 15)$	-80.4
$\text{AR}_\zeta(1, 2, 7, 6, 15, 17)$	-78.2

TABLE II. COMPARISON OF MODELS FIT TO THE TRAINING PORTION OF THE NINEMILE DATASET AND THE ROOT MEAN SQUARE ERROR, RMSE, OF THE ONE STEP-AHEAD FORECASTS ON THE TEST PORTION.

Model	\mathcal{L}_c	BIC	$\hat{\sigma}_a$	RMSE
$\text{AR}_\phi(1, 9)$	-2462.9	4938.8	39.3	42.3
$\text{AR}_\zeta(1)$	-2467.9	4942.4	39.6	43.3
$\text{AR}_\zeta(1, 9)$	-2465.3	4943.6	39.4	42.8
$\text{AR}_\zeta(1, 2, 9)$	-2463.0	4945.4	39.3	42.3

TABLE III. COMPARISON OF MODELS FITTED TO THE SQUARE-ROOT OF THE MONTHLY SUNSPOT SERIES. THE AR_ζ MODEL FITTED USING THE AIC IS DENOTED BY $\text{AR}_\zeta(\text{AIC})$ AND SIMILARLY FOR $\text{AR}_\zeta(\text{BIC})$. THE BEST NONSUBSET AR MODELS FITTED USING THE AIC AND BIC ARE DENOTED BY $\text{AR}(\text{AIC})$ AND $\text{AR}(\text{BIC})$. THE NUMBER OF COEFFICIENTS, m , IS SHOWN. THE VALUES OF THE AIC AND BIC SHOWN ARE OBTAINED USING THE EXACT LOGLIKELIHOOD.

Model	m	\mathcal{L}_c	AIC	BIC
$\text{AR}_\zeta(\text{AIC})$	70	-148.2	436.4	852.6
$\text{AR}_\zeta(\text{BIC})$	20	-236.5	513.	631.9
$\text{AR}(\text{AIC})$	27	-241.1	536.3	696.8
$\text{AR}(\text{BIC})$	21	-252.5	547.	671.8

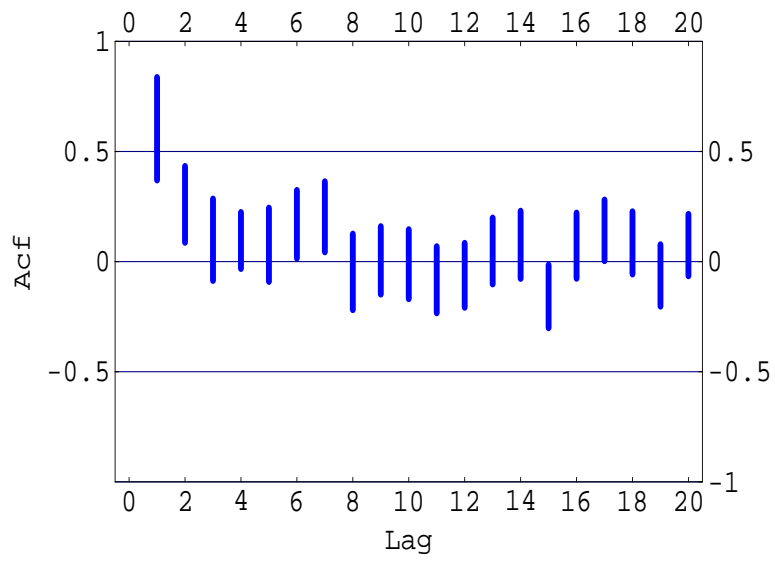


Figure 1: Partial autocorrelation plot of Series A.

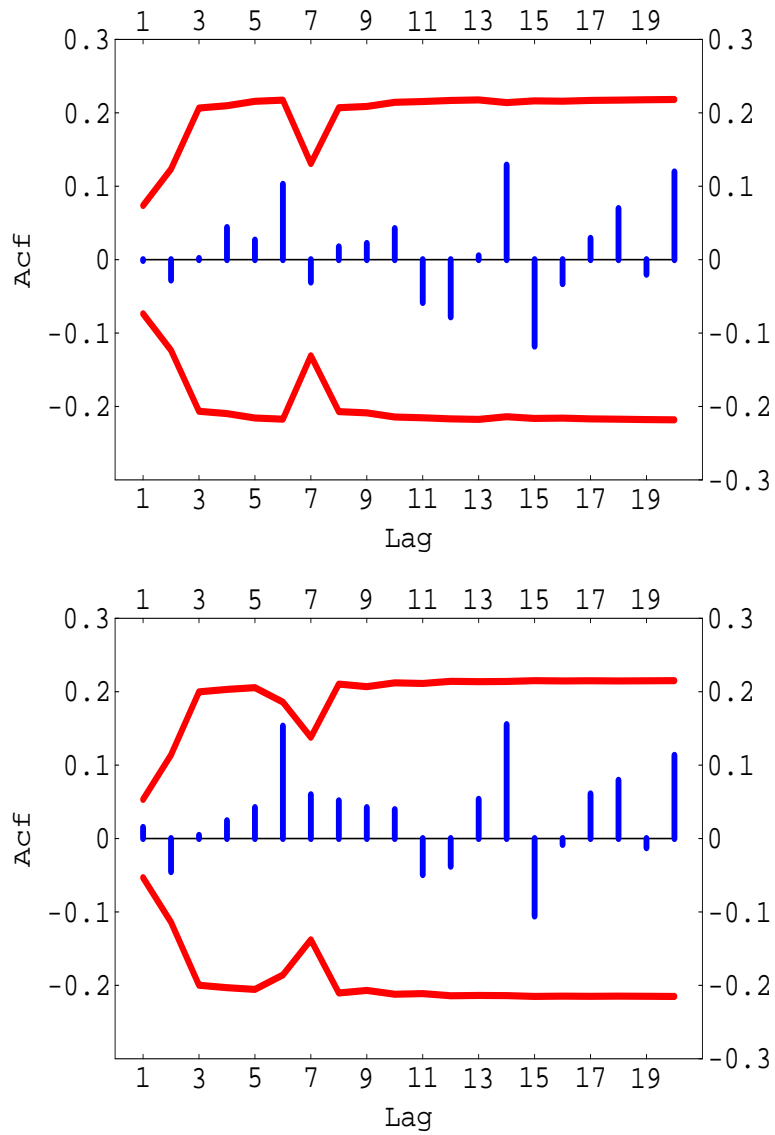


Figure 2: Residual autocorrelation plots for the $AR_{\phi}(1, 2, 7)$, upper panel, and the $AR_{\zeta}(1, 2, 7)$, lower panel.

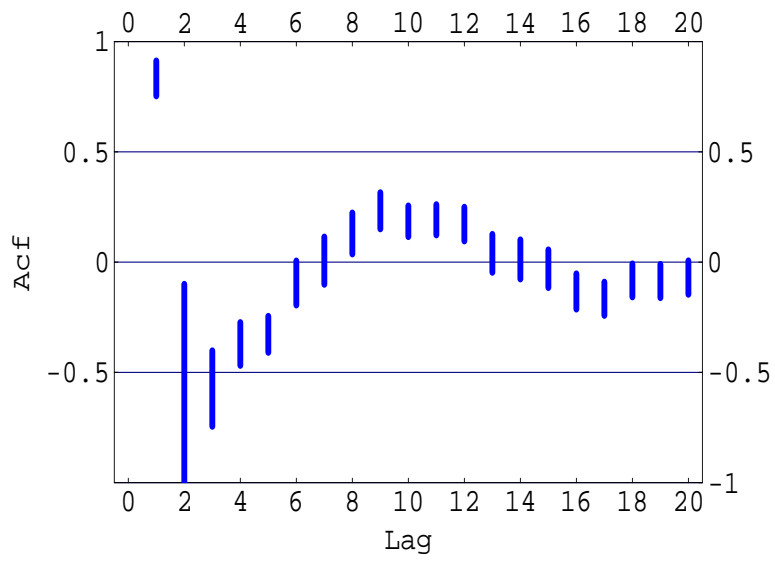


Figure 3: Partial autocorrelation plot of the training portion of the Ninemile treering series.