

Can information be spread as a virus? Viral Marketing as epidemiological model*

Helena Sofia Rodrigues^{1,2}
sofiarodrigues@esce.ipvc.pt

Manuel Jos Fonseca^{1,3}
manuelfonseca@esce.ipvc.pt

¹ Business School, Viana do Castelo Polytechnic Institute,
Portugal

²Center for Research and Development in Mathematics and Applications (CIDMA),
University of Aveiro, Portugal

³ Applied Management Research Unit (UNIAG)
APNOR, Portugal

Abstract

In epidemiology, an epidemic is defined as the spread of an infectious disease to a large number of people in a given population within a short period of time. In the marketing context, a message is viral when it is broadly sent and received by the target market through person-to-person transmission. This specific marketing communication strategy is commonly referred as viral marketing. Due to this similarity between an epidemic and the viral marketing process and because the understanding of the critical factors to this communications strategy effectiveness remain largely unknown, the mathematical models in epidemiology are presented in this marketing specific field. In this paper, an epidemiological model SIR (Susceptible-Infected-Recovered) to study the effects of a viral marketing strategy is presented. It is made a comparison between the disease parameters and the marketing application, and Matlab simulations are performed. Finally, some conclusions are carried out and their marketing implications are exposed: interactions across the parameters suggest some recommendations to marketers, as the profitability of the investment or the need to improve the targeting criteria of the communications campaigns.

Keywords: viral marketing, word-of-mouth, epidemiological model, numerical simulations, infectivity, recovery rate, seed population.

2010 Mathematics Subject Classification: 34A34; 92D30; 91F99

1 Introduction

Viral marketing (VM) is a recent approaching markets and communication with customers and can potentially reach a large and fast audience [11]. VM exploits existing social networks by encouraging people to share product information and campaigns with their friends, through email or social networks. This type of communication has more impact in the customer, because the information was recommended by friends and peer networks, instead of standard companies. Marketing campaigns that leverage viral processes of dissemination are considered widely. They have

*This is a preprint of a paper whose final and definite form is in Mathematical Methods in the Applied Sciences. Please cite this paper as: *Rodrigues, Helena Sofia and Fonseca, Manuel Jos (2016) . Can information be spread as a virus? Viral Marketing as epidemiological model, Mathematical Methods in the Applied Sciences, 39: 4780–4786. DOI:10.1002/mma.3783*

certain advantages over traditional mass media campaigns, especially with the cost effectiveness issues and the ability to reach specific consumer groups [3].

When a marketing message goes viral, it is analogous to an epidemic, since involves a person-to-person transmission, spreading within a population. Using insights from epidemiology to describe the spread of viruses, a mathematical model of the VM process is proposed. The main aim of this study is to develop a set of simulation experiments to explore the influence of several controlled and external factors that could influence viral campaigns.

The structure of this paper is as follows. In Section 2 a theoretical framework related to VM is exposed, and it is explained the transmission process of a marketing campaign that turns viral. Then, an epidemiological model is proposed in Section 3, that reflects the previous theoretical concepts. An interpretation of the mathematical model in the marketing context is presented. The relationship between epidemiology, mathematical modeling and computational tools allows to build and test theories on the development of a viral message; thus, the numerical simulations using the model are done in Section 4, as well as the analysis of the graphics obtained. Finally, conclusions are presented in Section 5 and some future work is proposed.

2 Viral Marketing - Theoretical Framework

It is well known that in recent decades, societies have undergone numerous formal and conceptual changes in their economic, social, political, communication, among others, standards as a result of continuous technological innovation that occurs in the most diverse fields. It is in this context that the process of digitization of the communications media assumes itself as a significant change engine, both in terms of interpersonal relations and marketing communications.

Currently, in this context, a co-existence between the media classified as online and offline has been witnessing, which results in a hybridization of languages, strategies and techniques of communication, translated into the key concepts of interaction and bidirectionality [12]. Under this relation the production and dissemination of information ceased to be the monopoly of a specific entity to take a collaborative dimension, where all individuals are connected to virtual networks, being able to produce and share content, having the possibility of its direct manipulation [4].

Given the ineffectiveness of traditional promotional communication strategies - from massified and essentially unidirectional nature - communicators entities have responded with new approaches, such as VM, which aims to minimize the resistance of consumers to the promotional messages: establishing a parallelism between the biological process transmission of a virus between individuals in a real context, and the process of transmitting a message from an internet user to another in digital context [15].

VM in its strategic line, is directly related to the variable promotion of the marketing mix, assuming as an alternative communication technique, embodied in a dissemination process of promotional content similar to the logic of a viral epidemic. The spread of the message on a large scale is made possible by the collaborative action of individuals in virtual networks [1]. The goal is successfully reached when the message starts to be spread to a relatively small number of initially targeted persons and then the information is spread as an epidemic to a large fraction of potential consumers [2].

Also known as Internet Word-of-Mouth (WOM) marketing [22] or Word-of-Mouth Advertising [16] VM has been gaining more and more fans, from professionals to researchers, as an alternative strategy to traditional communication. In this context a divestment in the traditional media by major advertisers is been observed, and the transfer of funds to the online marketing actions is increasing [9]. Among companies that use this communication strategy, stand out examples such as Procter & Gamble, Microsoft, BMW and Samsung, who take on the VM as a consumer-initiated activity that spreads the marketing message unaltered across the market or segment in a limited period team, mimicking an epidemic [7]. In this perspective, and according to Dobeles, Toleman and Beverland [5], VM offers three main advantages to a company: it implies a very little investment; the act of forwarding electronic messages containing advertising is voluntary and thus may be viewed more favorably; those who passes the messages will be more likely to know who

have similar interests (more effective targeting).

In this context, the brands are transferring to consumers the power to communicate and disseminate their promotional messages along its network of contacts, with a smaller investment and a much higher velocity compared to the traditional media, either the Internet or on mobile context. Woerdl [22] has rank as potential benefits of VM: inexpensive; reaches audiences within a short period of time; fast and exponential diffusion; voluntary transmission by sender; more effective targeting; access to diverse audience through social contacts. Concerning to the risks associated with VM, the authors highlight: uncontrollable nature, in particular loss over content and audience reach, few possibilities to measure success and timing; negative WOM leading to boycott, ruin, unfavorable attitudes; consumers unwilling to provide referrals unless there is some return; legal emerging issues have to be considered; consumers may feel exploited, cheated, used.

As key attributes of a successful viral message, we can highlight features like entertainment, humor, curiosity, surprise, useful information and relevant content. The more engaging and compelling is the message, the more likely to spread successfully through a network of contacts in continuous growth [6].

In a study by Phelps [16] the authors identify 28 reasons for forwarding messages. According to the quantification of the results we highlight seven, in order of importance: 'Because it's fun'; 'Because I enjoy it'; 'Because it's entertaining'; 'To help others'; 'To have a good time'; 'To let others know I care about their feelings'; 'To thank them'. Regarding the contrary action - not forward messages - this occurs because of message contents are not in line with the quality standards and relevance of Internet users. Apart from these reasons, the authors insist on a basic strategic procedure based on the importance of selecting targets who will find information relevant enough to pass-along.

There are countless possibilities of spread of a viral content. This can be shared through video sharing sites, personal blogs, groups or discussion forums, or simply being sent by email, as web page hyperlink, or as attached content. Regarding the profile of users that can enhance the spread, there is evidence that internet users, who are more individualistic and/or more altruistic, trend forward to more online content than others [10].

3 Epidemiological Model

In this paper, it is presented a *SIR* model:

- $S(t)$ — susceptible (individuals who can contract the disease);
- $I(t)$ — infected (individuals who can transmit the disease);
- $R(t)$ — recovered (individuals who have been infected and have recovered).

The analysis of a VM campaign can be explained by a standard epidemic model [13, 18, 19, 21].

These compartments are mutually-exclusive. In this paper, it is assumed that the total population is constant, which means that $N = S(t) + I(t) + R(t)$. To describe the model is also necessary to present a set of parameters:

- δ — contact rate among individuals per period of time;
- τ — probability of a contact between a susceptible and an infected that results in disease transmission;
- β — infectivity;
- γ — recovery rate.

The number of infections among the susceptible population in a period of time depends on the constant rate (δ) at a given period and the transmissibility (τ) of the disease given contact. So, the constant $\beta = \delta\tau$ is called the infectivity parameter.



Figure 1: SIR epidemiological model for viral marketing

The system of differential equations that translates the dynamics of VM is composed by:

$$\begin{cases} \frac{dS(t)}{dt} = -\beta \frac{S(t)I(t)}{N} \\ \frac{dI(t)}{dt} = \beta \frac{S(t)I(t)}{N} - \gamma I(t) \\ \frac{dR_h(t)}{dt} = \gamma I(t) \end{cases} \quad (1)$$

subject to initial conditions

$$S(0) = S_0, \quad I(0) = I_0, \quad R(0) = R_0.$$

The scheme of the model is shown in Figure 1. An arrow pointing into a compartment is associated with a positive member of the corresponding differential equation while an arrow pointing out of the compartment represents a negative member of the equation.

The model provides a simple and intuitive approach, modeling the VM process through epidemiological point of view, where a disease is spread by person to person contact. In the marketing context, a susceptible individual is a potential consumer who may accept the message or use an offering from a company; this compartment is called the target audience. An infected individual passes the message or uses a unique product from the company and/or recommend it. β is the probability of moving from the target audience to infective. The infected individuals start to spread the message through social contacts. When an individual stops to share a message, passes to the recovered compartment [7, 21].

These parameters can also be explained in the marketing context. Infectivity (β) is influenced by transmissibility (τ) - through the marketer's efforts to seed the market with the message and the acceptability of the cost in time and effort to pass along the message - and the contact rate (δ), where the extent and the suitability of the social network are key aspects [7, 14]. Here, a target member, must perceive the message, has predisposition to deal with the message and finally, must be motivated to share it. Factors such as exhausting mailing lists, forgetting, no more interested by this message or divergent attentions can leave to an individual stop to sharing the message at a rate of γ , becoming recovered from the VM campaign. If the exit (recovery) rate is high, the infective recovers rather quickly.

Thus, it is important to analyze and to assess the impact of a message to the target audience and the number of members of the target market who have actively shared the message.

3.1 Model stability and basic reproduction number

A model reaches its equilibrium when the right side of the differential equations is equal to zero, *i.e.*,

$$\begin{cases} -\beta \frac{S(t)I(t)}{N} = 0 \\ \beta \frac{S(t)I(t)}{N} - \gamma I(t) = 0 \\ \gamma I(t) = 0 \end{cases} \quad (2)$$

In this model (1) we can consider two specific times of equilibrium: one before disease begins spreading $E_1 = (N, 0, 0)$ and another after disease has moved through entire population $E_2 = (0, 0, N)$.

In an epidemiology model, the basic reproduction number of the disease, \mathcal{R}_0 , is a key concept. The basic reproduction number is the average number of secondary infections that occur when one infective is introduced into a completely susceptible host population (more details can be found in [8, 17, 20]).

For this model, we obtain

$$\mathcal{R}_0 = \frac{\beta}{\gamma}, \quad (3)$$

where β is related to the rate that an infected individual gives rises to new infections and $\frac{1}{\gamma}$ represents the infectious period. Thus, if $\mathcal{R}_0 < 1$, the infection dies out and there is no epidemic, which means that in the Marketing context the message does not become viral. On other way, if $\mathcal{R}_0 > 1$, the infection will be established in the population; in terms of business field, the message is spread and all the initial population have knowledge of the advertising.

4 Simulations

The software used in the simulations was `Matlab`, with the routine `ode45`. This solver is based on an explicit Runge-Kutta (4,5) formula, the Dormand-Prince pair. That means the numerical solver `ode45` combines fourth and fifth order methods, both of which are similar to the classical fourth order Runge-Kutta method. These vary the step size, choosing it at each step an attempt to achieve the desired accuracy.

4.1 Parameter Effects

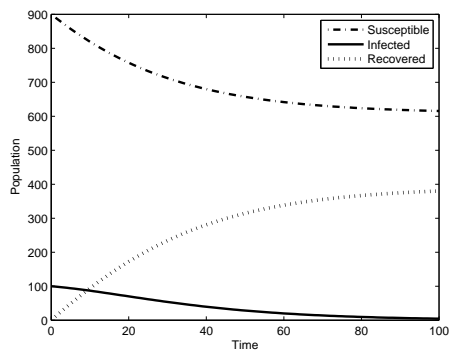
In this section we made simulations with system (1), using the following initial values for differential equations:

$$S(0) = 900, \quad I(0) = 100, \quad R(0) = 0.$$

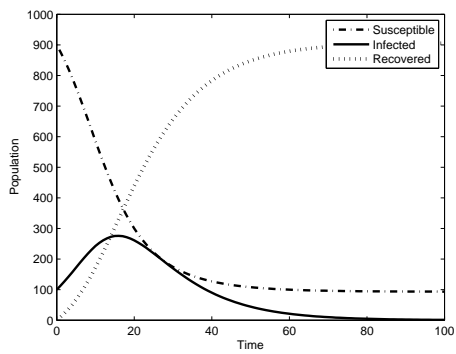
The analysis of the parameters variation will be focus on the infected compartment - to visualize the transmission shape - and also on the number of recovered individuals at final time, since this population captures the cumulative number of sharing individuals. The analysis will be done in dimensionless time, because some campaigns could came viral in days and other in hours or minutes.

Figure 2 presents four scenarios for different values of β , while the γ parameter remains constant ($\gamma = 0.1$) and the initial values unchanged. Increasing the value of β implies to reach a peak of transmissibility sooner: in Figure 2b) (for $\beta = 0.25$) is close of time 20 reaching about 300 persons, while in Figure 2d) the highest value is got close to time 10 and infected about 600 individuals. Observing the recovered curve, is possible to realize that a high value for infectivity leads to a greater number of target members reached. In the first graphic, the message only reaches a total of 400 persons of the target audience, approximately. Using β at minimum of 0.5, the viral campaign achieves almost the target audience in less than 60 units of time.

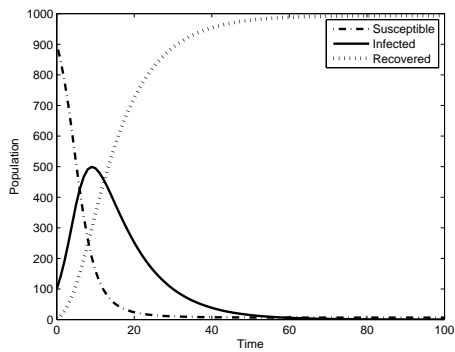
Figure 3 is related to the variation of parameter γ , using the value 0.25 for parameter β and remaining the same values for initial conditions. The increasing of γ value leads to a decreasing of sharing message, because an individual tends to forget or to be not interested in passing the message, more quickly. In the first graphic ($\gamma = 0.01$), all population is affected for the viral campaign, but in a long period of time; this conclusion can be taken, because in less than 40 units of time the population ceases to be susceptible. In the last graphic ($\gamma = 0.5$), the total of population reached by the campaign is less than 200 people.



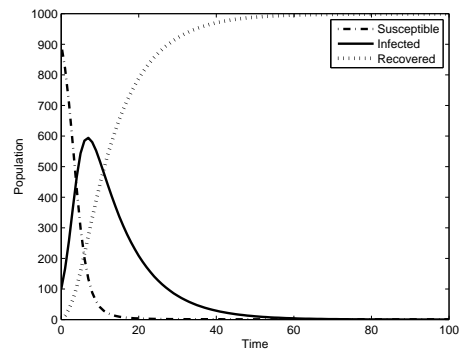
(a) $\beta = 0.1$



(b) $\beta = 0.25$

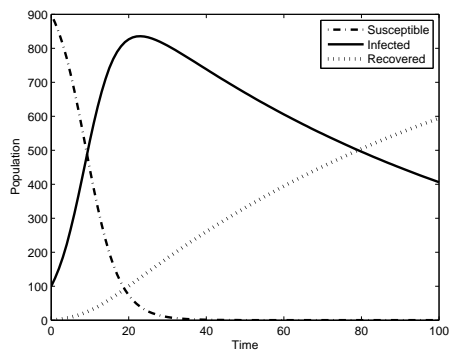


(c) $\beta = 0.5$

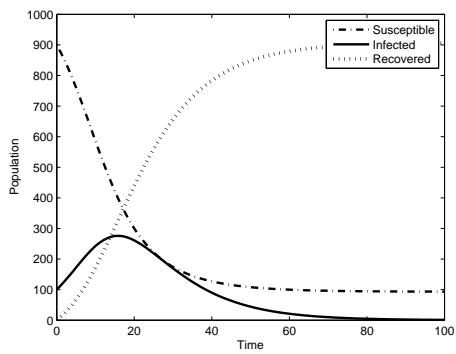


(d) $\beta = 0.7$

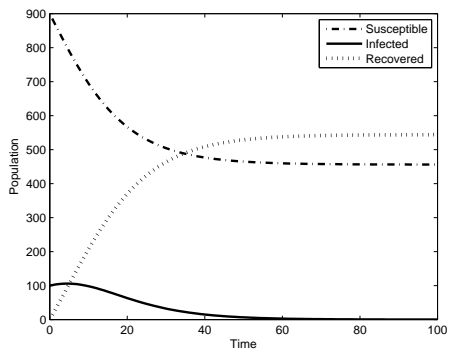
Figure 2: SIR model varying infectivity parameter β (remaining $\gamma=0.1$)



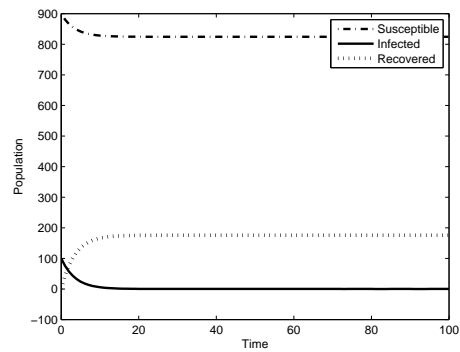
(a) $\gamma = 0.01$



(b) $\gamma = 0.1$



(c) $\gamma = 0.2$



(d) $\gamma = 0.5$

Figure 3: SIR model varying recovery rate parameter γ (remaining $\beta=0.25$)

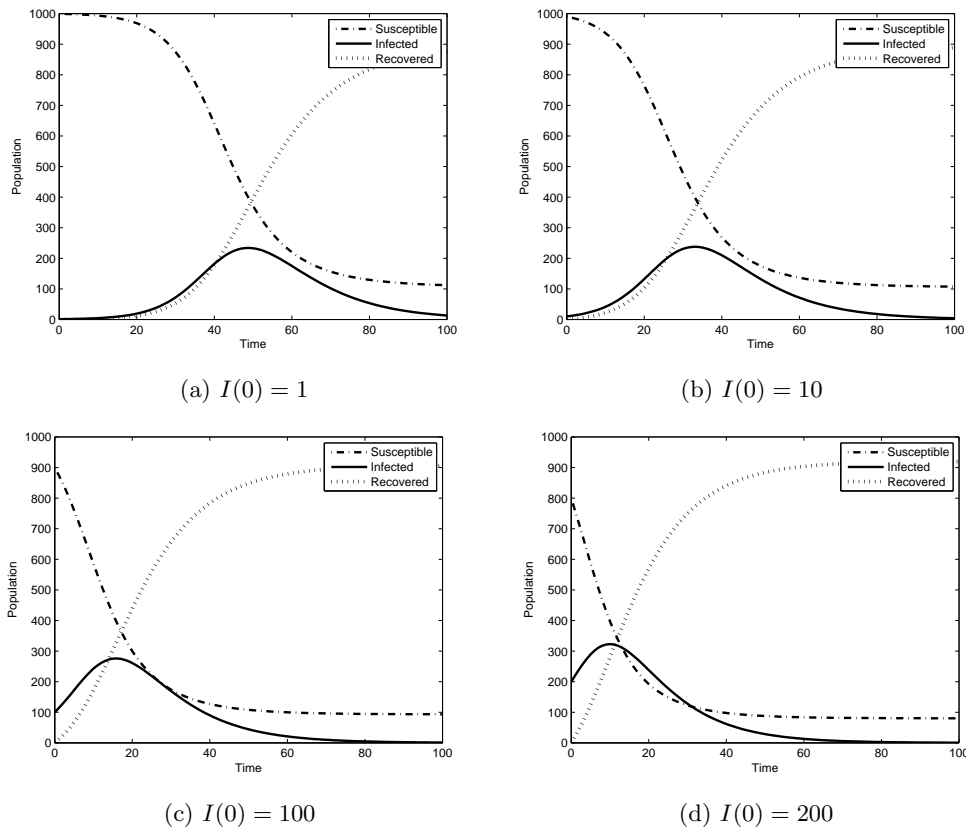


Figure 4: SIR model varying the initial value of infected individual $I(0)$, remaining $\beta = 0.25$, $\gamma = 0.1$ and maintaining the population constant, *i.e.*, $S(0) = N - I(0)$ and $R(0) = 0$

4.2 Changing Seed Population

In an epidemic we can not control how many people we have initially infected, before health authorities start specific treatments or apply measures to control the disease. However, in a VM message we can simulate and predict the effects of a campaign depending on the initial behavior of the people that are infected. One of the challenges of promoting a VM campaign is to know how many people should be initially affected, in order to create a huge diffusion of the product or service. However, increasing the seeding directly may require more costs for the company [11].

Figure 4 reflects the variation of initial value of the target population that is initial infected. As expected, when the amount of initially infected people is high, the viral campaign reaches its peak more rapidly. However, the most interesting conclusion is that, the costs of seeding the campaign to 20% of the target population produces almost the same effects (in time and population reached) as invest only 10% of the target population to diffuse the campaign. In most cases, seeding a very large proportion of the population would likely be very costly in marketing reality, and the results could not be the expected ones.

5 Conclusions and directions for future work

VM as a process, is often portrayed as a random ground-up phenomenon over which marketers have minor control. However a more accurate examination makes possible to identify a number of strategies that can optimize this marketing communication tool.

This paper presents a model that translate the viral process of a communications marketing

campaign. The parameters used (infectivity and recovery rate) are very sensitive. The influence of β value is huge in the message diffusion: as infectivity increases, the proportion of the target audience achieved also increases. On other hand, the growth of γ parameter implies the decreasing of the viral message sharing. In this way, the marketers should focus their attention to increase the social network (increasing β) that has specific characteristics for the commercialization of the product or service, accurating targeting criteria, in order to create more interest in each person to pass the message more often, faster and for a long period of time (decreasing γ).

Thus, we believe that in addition to the creative challenge of produce original and fun virtual messages, it is important that the company has a deep understanding of their customers, to better manage issues such as relevance and complexity of the message. If marketers can access those particular segments and present them with targeted information directed to their interests, they could develop into more influential market members.

The investment in seed the message in an initial set of individuals, must be studied for each case. For our simulations, to spend more money in the seed population, over 10%, it is fruitless, because the viral campaign produce similar effects, but with a higher financial burden for the company. This measure assumes particular relevance both in an alternative communication strategy, such as the VM, as in the context of the current economic status, where all investments in marketing communications should be optimized.

As future work we intend to applied this model to specific VM campaigns, in order to fit our parameters to the reality.

Acknowledgements

This work was partially supported by The Portuguese Foundation for Science and Technology (FCT), through CIDMA (Center for Research & Development in Mathematics and Applications) within project UID/MAT/04106/2013. The authors are grateful to two referees for valuable comments and suggestions.

References

- [1] E. BARICHELL AND C. OLIVEIRA, *O marketing viral como estrategia publicitaria nas novas ambincias mediticas*, Em Questo **16(1)** (2010) 29–44.
- [2] B. BLASZCZYSHYN AND K. GAURAV, *Viral Marketing On Configuration Model*, arXiv preprint arXiv:1309.5779.
- [3] A. DE BRUYN AND G. L. LILIEN, *S Multi-stage model of Word-of-Mouth influence through Viral Marketing*, International Journal of Research in Marketing **25** (2008) 151–163.
- [4] M. CASTELLS, *A Galxia Internet: Reflexes sobre a Internet, Negcios e Sociedade*, Fundao Calouste Gulbenkian, Lisboa, 2004.
- [5] A. DOBELE, D. TOLEMAN AND M. BEVERLAND, *Controlled infection! Spreading the brand message through viral marketing*, Business Horizons, **48(2)** (2005) 143–149.
- [6] A. DOBELE, A. LINDGREEN, M. BEVERLAND, J. VANHAMME AND R. VAN WIJK, *Why pass on viral messages? Because they connect emotionally*, Business Horizons **50(4)**(2007) 291–304.
- [7] J. T. GARDNER, K. SOHN, J. Y. SEO, AND J. L. WEAVER, *A Sensitivity Analysis of an Epidemiological Model of Viral Marketing: When Viral Marketing Efforts Fall Flat*, Journal of Marketing Development and Competitiveness **7(4)** (2013) 25–46.
- [8] H. W. HETHCOTE, *The mathematics of infectious diseases*, SIAM Rev. **42(4)** (2000) 599–653.
- [9] O. HINZ, B. SKIERA, C. BARROT AND J. U. BECKER, *Seeding strategies for viral marketing: An empirical comparison*, Journal of Marketing **75(6)** (2011) 55–71.
- [10] J. Y. HO, AND M. DEMPSEY, *Viral marketing: Motivations to forward online content*, Journal of Business Research **63(9)** (2010) 1000–1006.
- [11] R. VAN DER LANS, G. VAN BRUGGEN, J. ELIASHBERG AND B. WIERENGA, *A Viral Branching Model for Predicting the Spread of Electronic Word of Mouth*, Marketing Science **29(2)** (2010) 348–365.

- [12] A. LAVIGNE, *Journalisme, relations publiques et publicit: produits et mdias d'hybridation dans l'univers de l'crit*, Les Cahiers du journalisme **10** (2002) 182–197.
- [13] J. LESKOVEC, L. A. ADAMIC AND B. A. HUBERMAN, *The Dynamics of Viral Marketing*, Transactions on the Web (TWEB) **1(1)** (2007) art 5.
- [14] D. M. MARUTSCHKE AND H. OGAWA, *Clustering Scientific Publication Trends in Cultural Context Using Epidemiological Model Parameters*, Procedia Technology **18** (2014) 90–95 .
- [15] J. NAIL, *What's the buzz on word-of-mouth marketing? Social computing and consumer control put momentum into viral marketing*, Retrieved from <http://www.Forrester.com/Research/Document/Excerpt/0,7211,36916,00.html>
- [16] J. E. PHELPS, R. LEWIS, L. MOBILIO, D. PERRY AND N. RAMAN, *Viral marketing or electronic word-of-mouth advertising: Examining consumer responses and motivations to pass along email*, Journal of advertising research **44(04)** (2004) 333–348.
- [17] H. S. RODRIGUES, M. T. T. MONTEIRO, D. F. M. TORRES AND A. ZINOBER, *Dengue disease, basic reproduction number and control*, International Journal of Computer Mathematics **89(3)** (2012) 334–346.
- [18] H. S. RODRIGUES, M. T. T. MONTEIRO AND D. F. M. TORRES, *Vaccination models and optimal control strategies to dengue*, Math. Biosci. **20(4)** (2013) 208–223.
- [19] H. S. RODRIGUES, M. T. T. MONTEIRO, D. F. M. TORRES, A. C. SILVA, C. SOUSA AND C. CONCEIÇÃO, *Dengue in Madeira Island*, Mathematics of Planet Earth, CIM Mathematical Sciences, Springer, 2014, 561–574.
- [20] H. S. RODRIGUES, M. T. T. MONTEIRO AND D. F. M. TORRES *Seasonality effects on dengue: basic reproduction number, sensitivity analysis and optimal control* Mathematical Methods in the Applied Sciences, 2014 DOI: 10.1002/mma.3319.
- [21] K. SOHN, J. T. GARDNER AND J. L. WEAVER, *Viral Marketing - more than a Buzzword*, Journal of Applied Business and Economics **14(1)** (2013) 21–42.
- [22] M. WOERDL, S. PAPAGIANNIDIS, M. A. BOURLAKIS, AND F. LI, *Internet-Induced Marketing Techniques: Critical Factors in Viral Marketing Campaigns*, Journal of Business Science and Applied Management **3(1)** (2008) 35–45.