

Numerical Modeling of MEMS Resonators

Hamid T. Chorsi¹, Meysam T. Chorsi², Stephen D. Gedney^{1,*}

¹ Department of Electrical Engineering, University of Colorado Denver, Denver, CO, USA

² Department of Mechanical Engineering, University of Connecticut, Storrs, CT 06269-3139, USA

Microelectromechanical systems (MEMS) resonators serve as frequency selective components in applications ranging from biology to communications. In this paper, the dynamic behavior of an RF MEMS disk resonator is formulated using an analytical method.

MEMS resonators have a wide range of applications in sensors ¹, optics ²⁻⁴, biology ⁵, and communications ^{6,7}. MEMS resonators, with their high quality factors, small size, low power consumption, and low cost batch fabrication, have promising potential as frequency selective components (i.e., filters) in modern, highly integrated electronic systems ⁸. MEMS filters are composed of two or more mechanically coupled resonators and are commonly based on two types of microstructures: microbeams and microdisks. As the size of the resonator is reduced, it has been observed that the attainable quality factors in beam resonators tend to decrease ⁹. Microbeam resonators also suffer from large thermoelastic losses due to bending motion ¹⁰. On the other hand, radial-contour mode disk resonators can attain very high resonance frequencies while retaining relatively large dimensions ¹¹. A figure of merit for micromechanical resonators is the frequency- Q product ¹². Figure 1 presents a graph showing how the $f \cdot Q$ product has increased over recent years ⁶; this figure compares beam and disk based resonators.

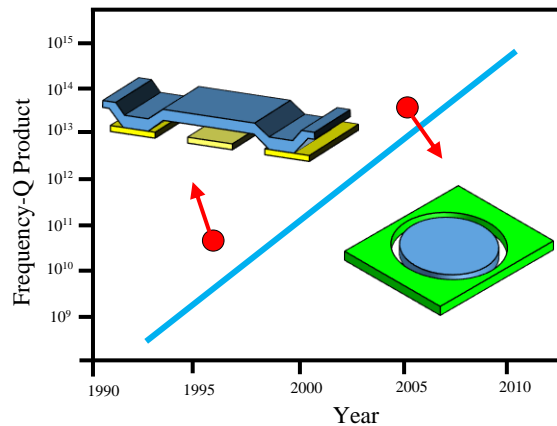


Figure 1: Plot showing exponential growth in the frequency- Q product of micromechanical resonators over time.

Disk resonators are distributed-parameter systems, i.e., they have an infinite number of eigenfrequencies determined by the modes of the resonator. Any of the modes can be excited to drive the resonator structure into resonance by applying certain conditions. The easiest way is to approximate each mode by an equivalent lumped model. However, this affects the accuracy of the solution. Several theoretical investigations have been conducted to study the dynamics of microbeam resonators ¹³⁻¹⁷. The previous theoretical investigations were motivated especially by several reported phenomena of previously conducted experimental works ¹⁸⁻²⁰.

This study employs the radial-contour mode disk resonators, schematically illustrated in Figure 2. The model studied is a polydiamond disk of radius R , thickness h and a polysilicon stem at its center ²¹. A polysilicon stationary electrode fully surrounds the disk with a lateral capacitive actuation gap spacing of 40 nm. Because of the comparatively high acoustic velocity, polydiamond has great potential for more easily achieving the desired UHF frequencies required for use in wireless communication transceivers ²².

The combination of a DC-bias voltage, V_{DC} , and an AC excitation voltage with amplitude V_{AC} and frequency Ω is applied across the electrode-to-resonator gap, which exerts a force on the plate and excites a resonance in the radial-contour mode shape, where the plate undergoes in-plane vibration around its static equilibrium position.

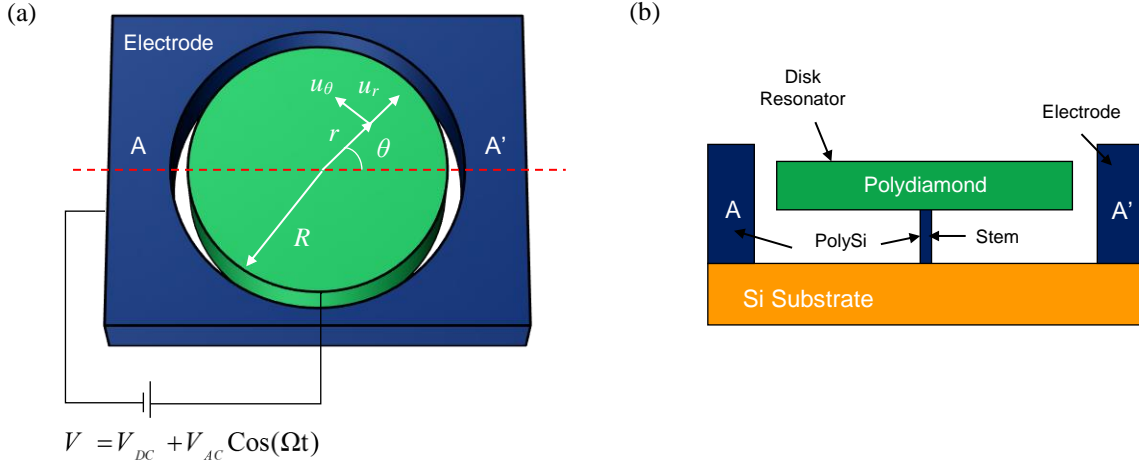


Figure 2: Schematic summary of a contour mode disk resonator with one fully surrounding electrode shown in (a) Perspective view (b) Cross-section view.

The microdisk displacement is approximated as:

$$u_r(r, t) = \sum_{i=1}^N q_i(t) \varphi_i(r) \quad (1)$$

where $\varphi_i(r)$ and $q_i(t)$ are the linear mode shapes and the generalized coordinates, respectively, and N is the number of assumed modes.

In the first mode, the entire disk is moving in-phase along the radius, with maximum displacement at the edges and a stationary nodal point in the center. In addition to the central node, the second mode adds a nodal circumference at which the resonator is also stationary and the phase of vibration reverses. The third mode adds yet another nodal circumference, creating three distinct vibrating regions. Additional i th-order overtones are possible, with each mode having a central node and $i-1$ nodal circumferences ³⁰.

The reduced order differential equation of the microdisk reduces to:

$$\begin{aligned} \sum_{i=1}^M \ddot{q}_i(t) M_{ij} + \sum_{i=1}^M \dot{q}_i(t) C_{ij} + \sum_{i=1}^M q_i(t) K_{ij} = & \int_0^1 \frac{\alpha_1 \delta(r-1) (V_{DC} + V_{AC} \cos(\Omega t))^2 \varphi_j(r)}{\left(1 - \sum_{i=1}^M q_i(t) \varphi_i(r)\right)^2} dr \\ & + \int_0^1 \frac{\alpha_2 \delta(r-1) \varphi_j(r)}{\left(1 - \sum_{i=1}^M q_i(t) \varphi_i(r)\right)^3} dr + \int_0^1 \frac{\alpha_3 \delta(r-1) \varphi_j(r)}{\left(1 - \sum_{i=1}^M q_i(t) \varphi_i(r)\right)^4} dr \end{aligned} \quad (2)$$

where

$$\begin{aligned}
 M_{ij} &= \int_0^1 \varphi_i(r) \varphi_j(r) r dr \\
 C_{ij} &= C_{\text{damping}} \int_0^1 \varphi_i(r) \varphi_j(r) r dr \\
 K_{ij} &= -\int_0^1 \varphi_i''(r) \varphi_j(r) r dr - \int_0^1 \varphi_i'(r) \varphi_j'(r) dr + \int_0^1 \frac{1}{r} \varphi_i(r) \varphi_j(r) dr
 \end{aligned}
 \tag{3}$$

The prime denotes differentiation with respect to r , the overdot denotes differentiation with respect to the time t . The shooting method is applied to capture the periodic solutions^{13,31}.

A convenient way to understand the dynamic behavior of a contour mode disk resonator is to plot the frequency response of the system. Figure (a) depicts the frequency response curve for the polydiamond disk when it is excited in the fundamental mode.

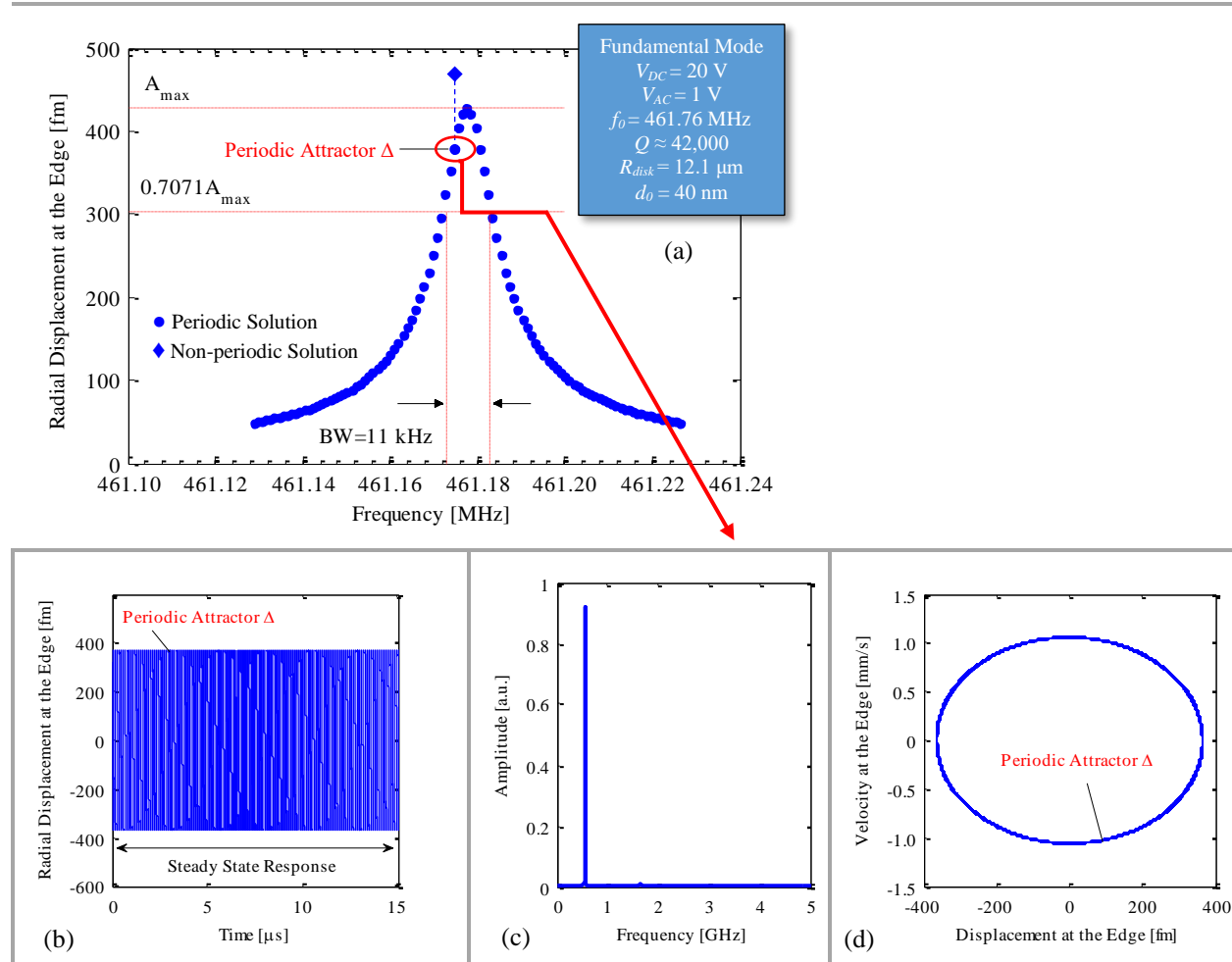


Figure 3: Dynamic behavior of the disk resonator when the fundamental mode is excited (a) Frequency response curve.

As illustrated, resonance frequencies for the fundamental, second and third modes are 461.76 MHz, 1.3038 GHz and 2.0844 GHz, respectively. Since radial-contour mode resonators offer higher stiffness, they are preferred for high frequency applications. As shown in the frequency curves, different types of modes have quite different quality factors. The reduction in Q becomes larger as the mode number increases; this is reasonable because the higher the radial mode, the closer the high-velocity points (i.e., rings) to the disk center³⁰.

Achieving high mechanical quality factors (Q) is also very important because the transducer sensitivity and the coherence time of the mechanical vibration benefit directly from high mechanical Q . Sensitivity can be defined as³²:

$$\text{Sensitivity} = \frac{f_{0n}}{2m_{eff}} \quad (4)$$

where m_{eff} is the n th mode effective mass of the disk. The sensitivity is directly proportional to the excited mode number. The sensitivity can be increased by reducing the microdisk dimensions (m_{eff}) or exciting the resonator near the higher-order modes. Figure depicts that the sensitivity and quality factor of the resonator excited near the second mode improved by a factor of three compared with first mode results.

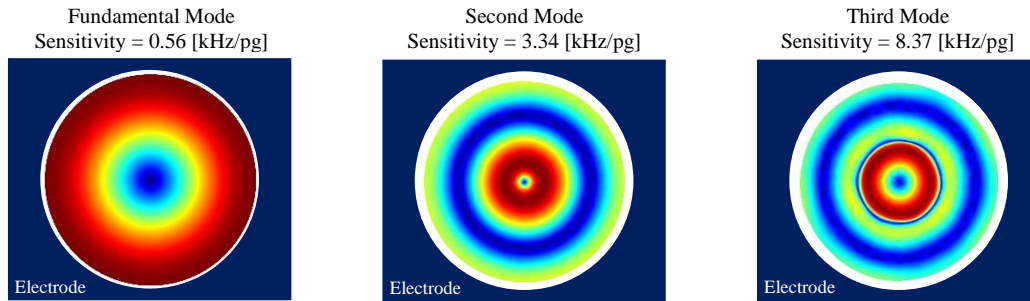


Figure 4: Comparison of sensitivity of the disk resonator operating in each mode with fully surrounding electrode.

In the capacitive RF disk resonator, due to the electrostatic, van der Waals and Casimir forces the amount of capacitance changes. Using an electronic circuit, this change is related to the current being measured. For the resonator with a fully surrounding electrode, the electrode-to-resonator capacitance is defined as²¹: The main advantage of these in-plane vibrating disk resonators is their weak nonlinearity, which can be seen in the frequency responses of this section. For out-of-plane capacitors, nonlinearity limits the controlled travel range of actuators and can result in unexpected collapse, short circuit, and functional failure of sensors¹³.

REFERENCES

- 1 Park, K., Kim, N., Morissette, D. T., Aluru, N. & Bashir, R. Resonant MEMS mass sensors for measurement of microdroplet evaporation. *Microelectromechanical Systems, Journal of* **21**, 702-711 (2012).
- 2 Sun, X., Zhang, X., Schuck, C. & Tang, H. X. Nonlinear optical effects of ultrahigh-Q silicon photonic nanocavities immersed in superfluid helium. *Scientific reports* **3** (2013).
- 3 Yang, W. *et al.* Laser optomechanics. *Scientific reports* **5** (2015).
- 4 Sun, X., Zhang, X. & Tang, H. X. High-Q silicon optomechanical microdisk resonators at gigahertz frequencies. *Applied Physics Letters* **100**, 173116 (2012).

- 5 Jing, P. *et al.* Photonic Crystal Optical Tweezers with High Efficiency for Live Biological Samples and Viability Characterization. *Scientific reports* **6** (2016).
- 6 Nguyen, C. T. in *Custom Integrated Circuits Conference, 2004. Proceedings of the IEEE 2004.* 257-264 (IEEE).
- 7 Nguyen, C. T. in *Ultrasonics Symposium, 1995. Proceedings., 1995 IEEE.* 489-499 (IEEE).
- 8 Pourkamali, S. & Ayazi, F. Electrically coupled MEMS bandpass filters: Part I: With coupling element. *Sensors and Actuators A: Physical* **122**, 307-316 (2005).
- 9 Hao, Z., Pourkamali, S. & Ayazi, F. VHF single-crystal silicon elliptic bulk-mode capacitive disk resonators-part I: design and modeling. *Microelectromechanical Systems, Journal of* **13**, 1043-1053 (2004).
- 10 Chaudhuri, R. R. & Bhattacharyya, T. K. Electroplated nickel based micro-machined disk resonators for high frequency applications. *Microsystem technologies* **19**, 525-535 (2013).
- 11 Clark, J. R., Hsu, W.-T. & Nguyen, C.-C. in *Electron Devices Meeting, 2000. IEDM'00. Technical Digest. International.* 493-496 (IEEE).
- 12 Tabrizian, R., Rais-Zadeh, M. & Ayazi, F. in *Solid-State Sensors, Actuators and Microsystems Conference, 2009. TRANSDUCERS 2009. International.* 2131-2134 (IEEE).
- 13 Younis, M. I. *MEMS linear and nonlinear statics and dynamics.* Vol. 20 (Springer Science & Business Media, 2011).
- 14 Younis, M. & Nayfeh, A. A study of the nonlinear response of a resonant microbeam to an electric actuation. *Nonlinear Dynamics* **31**, 91-117 (2003).
- 15 Chorsi, M. T., Azizi, S. & Bakhtiari-Nejad, F. Nonlinear dynamics of a functionally graded piezoelectric micro-resonator in the vicinity of the primary resonance. *Journal of Vibration and Control*, 1077546315580051 (2015).
- 16 Chorsi, M. T., Azizi, S. & Bakhtiari-Nejad, F. Application of quadratic controller to control the pull-in instability of a micro-resonator. *International Journal of Mechanics and Materials in Design* **11**, 111-123 (2015).
- 17 Senturia, S. D., Aluru, N. & White, J. Simulating the behavior of MEMS devices: computational methods and needs. *Computing in Science & Engineering*, 30-43 (1997).
- 18 Gianchandani, Y. B. & Najafi, K. A bulk silicon dissolved wafer process for microelectromechanical devices. *Microelectromechanical Systems, Journal of* **1**, 77-85 (1992).
- 19 Nguyen, C. T.-C. & Howe, R. T. Microresonator frequency control and stabilization using an integrated micro oven. *Digest of Technical Papers*, 1040-1043 (1993).
- 20 Li, H., Preidikman, S., Balachandran, B. & Mote Jr, C. Nonlinear free and forced oscillations of piezoelectric microresonators. *Journal of Micromechanics and Microengineering* **16**, 356 (2006).
- 21 Akgul, M. *A Micromechanical RF Channelizer*, UNIVERSITY OF CALIFORNIA, BERKELEY, (2014).
- 22 Wang, J., Butler, J. E., Hsu, D. S. Y. & Nguyen, T.-C. in *Micro Electro Mechanical Systems, 2002. The Fifteenth IEEE International Conference on.* 657-660 (IEEE).
- 23 Chorsi, H.T. and Gedney, S.D., 2015. Efficient high-order analysis of bowtie nanoantennas using the locally corrected Nyström method. *Optics express*, 23(24), pp.31452-31459.
- 24 Guo, J.-G. & Zhao, Y.-P. Influence of van der Waals and Casimir forces on electrostatic torsional actuators. *Microelectromechanical Systems, Journal of* **13**, 1027-1035 (2004).
- 25 Israelachvili, J. N. *Intermolecular and surface forces: revised third edition.* (Academic press, 2011).
- 26 Bergström, L. Hamaker constants of inorganic materials. *Advances in Colloid and Interface Science* **70**, 125-169 (1997).
- 27 Rodriguez, A. W., Capasso, F. & Johnson, S. G. The Casimir effect in microstructured geometries. *Nature photonics* **5**, 211-221 (2011).

- 28 Wilson, C. *et al.* Observation of the dynamical Casimir effect in a superconducting circuit. *Nature* **479**, 376-379 (2011).
- 29 Hassani, S. *Mathematical methods: for students of physics and related fields*. Vol. 720 (Springer Science & Business Media, 2008).
- 30 Clark, J. R., Hsu, W.-T., Abdelmoneum, M. & Nguyen, C. T. High-Q UHF micromechanical radial-contour mode disk resonators. *Microelectromechanical Systems, Journal of* **14**, 1298-1310 (2005).
- 31 Nayfeh, A. H. & Balachandran, B. *Applied nonlinear dynamics: analytical, computational and experimental methods*. (John Wiley & Sons, 2008).
- 32 Cagliani, A. & Davis, Z. J. in *Sensors, 2009 Ieee*. 1317-1320 (IEEE).

Research Highlights:

- ▶ An analytical model for the dynamics of a contour-mode microdisk resonator is presented.
- ▶ The governing equation is analytically derived incorporating the effects of electrostatic, van der Waals and Casimir forces.
- ▶ In order to obtain the frequency response curves, the shooting method is applied to capture the periodic solutions.
- ▶ The influence of intermolecular forces including van der Waals and Casimir on the frequency response of the electrostatically actuated microdisk is investigated.
- ▶ The present nonlinear model is capable of simulating the mechanical behavior of microdisks for general operating conditions and for a wider range of applied electric loads.
- ▶ The effect of the design parameters on the dynamic responses is discussed.