

General quadrupolar statistical anisotropy: Planck limits

S. Ramazanov^{a*}, G. Rubtsov^{b†}, M. Thorsrud^{c‡}, F. R. Urban^{d§}

^a *Gran Sasso Science Institute (INFN), Viale Francesco Crispi 7, I-67100 L'Aquila, Italy*

^b *Institute for Nuclear Research of the Russian Academy of Sciences,
Prospect of the 60th Anniversary of October 7a, 117312 Moscow, Russia*

^c *Faculty of Engineering, Østfold University College,
P.O. Box 700, 1757 Halden, Norway*

^d *National Institute of Chemical Physics and Biophysics, R vala 10, 10143 Tallinn, Estonia*

July 6, 2021

Abstract

Several early Universe scenarios predict a direction-dependent spectrum of primordial curvature perturbations. This translates into the violation of the statistical isotropy of cosmic microwave background radiation. Previous searches for statistical anisotropy mainly focussed on a quadrupolar direction-dependence characterised by a *single* multipole vector and an overall amplitude g_* . Generically, however, the quadrupole has a more complicated geometry described by *two* multipole vectors and g_* . This is the subject of the present work. In particular, we limit the amplitude g_* for different shapes of the quadrupole by making use of Planck 2015 maps. We also constrain certain inflationary scenarios which predict this kind of more general quadrupolar statistical anisotropy.

***e-mail:** sabir.ramazanov@gssi.infn.it

†**e-mail:** grisha@ms2.inr.ac.ru

‡**e-mail:** mikjel.thorsrud@hiof.no

§**e-mail:** federico.urban@kbfi.ee

1 Introduction and main results

With the release of the Cosmic Microwave Background (CMB) maps obtained with the Planck satellite, a string of properties of primordial scalar perturbations has been established with unprecedented accuracy. In particular, possible deviations from Gaussianity and adiabaticity are now subject to quite severe constraints, while exact scale-invariance of the primordial power spectrum is excluded at more than 5σ C.L. [1, 2]. These observations show no departure from the simplest idea of single scalar slow roll inflation, while narrowing the window for many alternative scenarios.

Along with Gaussianity and adiabaticity, large-scale statistical isotropy (SI) of the Universe is a basic prediction of standard inflationary cosmology. This stems from the spin-0 nature of the inflaton and the isotropy of the (quasi)de Sitter space-time [3] resulting in the rotational invariance of the inflaton field's correlation functions; together with the isotropy of the background metric during radiation- and matter-dominated stages, this implies the SI of CMB temperature fluctuations $\delta T(\mathbf{n})$. In particular, this means that the variance $\langle \delta T^2(\mathbf{n}) \rangle$ is independent of the direction \mathbf{n} in the sky. This can be paraphrased in harmonic space as the diagonality of the covariance matrix.

Although SI is a robust prediction of inflation, there are examples of models which break this symmetry. At the level of primordial scalar perturbations ζ , this amounts to saying that the power spectrum is direction-dependent,

$$\mathcal{P}_\zeta(\mathbf{k}) = \mathcal{P}_\zeta(k) (1 + \mathcal{Q}(\mathbf{k})) . \quad (1)$$

It is convenient to expand the function $\mathcal{Q}(\mathbf{k})$ in a series of spherical harmonics [4],

$$\mathcal{Q}(\mathbf{k}) = \sum_{LM} q_{LM}(k) Y_{LM}(\hat{\mathbf{k}}) . \quad (2)$$

where L is an even number¹. Generically, the coefficients q_{LM} may have a dependence on the cosmological wavenumber k .

Note that Eq. (1) does not cover all the possible cases of SI violation. Indeed, there have been numerous anomalies seen in WMAP and Planck data [5, 6, 7]: low amplitude of the quadrupole, quadrupole-octupole alignment, lack of large angular correlations [8, 9, 10, 11]; hemispherical asymmetry/dipole modulation of the CMB sky [12, 13]; the cold spot [14], etc. These (at least some of them) may hint towards the existence of a preferred direction in the sky and hence a breaking of SI. Although these anomalies were the primary trigger for considering direction-dependent primordial spectra, there seems to be no direct link between

¹The absence of multipoles with odd L in the expansion of the power spectrum follows from the symmetry $\mathcal{P}(\mathbf{k}) = \mathcal{P}(-\mathbf{k})$. In turn, the latter is guaranteed by the commutativity of the curvature perturbation field $\langle [\zeta(\mathbf{x}), \zeta(\mathbf{y})] \rangle = 0$.

the former and the latter². Therefore, we do not discuss the CMB anomalies in what follows. In fact, the spectra (1) have been motivated in a string of early Universe scenarios, some of which we list below.

Depending on the type of directional-dependence, i.e., the function $\mathcal{Q}(\mathbf{k})$, one can classify the anisotropies of the early Universe as follows:

- **Axisymmetric quadrupole.** In this case there exists a reference frame where all but one of the q_{LM} coefficients can be turned to zero, leaving only q_{20} . This type of statistical anisotropy (SA) is the most widely discussed in the literature. Besides its simplicity, it is a common prediction of anisotropic models of inflation as well as of some alternatives. The former include the historically first Ackermann–Carroll–Wise model [15], scenarios with vector curvaton [16, 17, 18], scenarios with a gauge field coupled to waterfall fields in hybrid inflation [19] and the generic class of models with a single Maxwellian gauge field coupled to the inflaton [20, 21, 22, 23, 24]. Alternatives to inflation are represented by models of the (pseudo)Conformal Universe [25, 26, 27], i.e., conformal rolling scenario [28, 29, 30] and Galilean genesis [31]. The common denominator of those scenarios is the existence of a *single* long-ranged vector, which is responsible for SI breaking³. Rotations with respect to this vector leave the primordial power spectrum intact. Thence, the axial symmetry of the quadrupole.
- **General quadrupole.** This type of prediction is less widely discussed in literature. It follows, for example, from inflationary scenarios with *multiple* Maxwellian fields coupled to the inflaton [34, 35, 36] as well as from the (pseudo)Conformal Universe [26, 29]. In this case a single parameter is not enough to describe the anisotropy, as the axial symmetry is broken; a second quantity—the quadrupole shape χ —needs to be taken into account [35, 36]. The parameter χ measures the deviation from axial symmetry. The particular choice $\chi = 0$ corresponds to leaving the latter intact. We will sometimes refer to the shape χ as the ‘angle’ for reasons which will become clear in Section 2. SA of general quadrupolar form is the main focus of this work.
- **Higher multipoles.** This prediction about SA arises in some versions of the (pseudo)Conformal Universe [37]; we will not deal with higher multipoles here.

We see how SA—at least in principle—could be a useful tool for discriminating among inflationary models as well as alternative frameworks.

²For instance, the quadrupole-octupole alignment or the dipole modulation of the CMB temperature imply the existence of non-zero correlations between CMB temperature coefficients with multipole numbers l and $l' = l \pm 1$. At the same time, the direction-dependence as in Eq. (1) leads to correlations between multipoles differing by an even number.

³More generically, abandoning the rotational invariance of the background in the early Universe leads to non-zero primordial SA, see, e.g., [32, 33].

So far, most of the data analysis focussed on axisymmetric quadrupolar SA. In that case, the power spectrum takes the form $\mathcal{P}_\zeta(\mathbf{k}) \propto (1 + g_* \cos^2 \theta)$ in the appropriate reference frame. Here g_* is the amplitude of SA and θ is the angle between the wavevector \mathbf{k} and the preferred direction in the sky. The bounds obtained by exploiting the quadratic maximum likelihood estimators [42] are given by [2] (see also Ref. [6]),

$$-0.010 < g_* < 0.019 \quad 68\% \text{ C.L.} \quad (3)$$

for Planck 2015 data and $-0.046 < g_* < 0.048$ (68% C.L.) for WMAP9 data [43].⁴ Planck collaboration extended the analysis so that to include the possible k -dependence of the amplitude g_* [2]. In many cases, these constraints imply very stringent limits on the intrinsic parameters of the anisotropic early Universe scenarios.

In the present paper we search for the signatures of the general quadrupolar SA in the cosmological data for k -independent q_{2M} , see Eq. (2), using Planck 2015 maps. Following Ref. [50], we consider the data provided at 143 GHz and 217 GHz, and their cross-correlation. When formulating the final constraints, we stick to the cross-correlated data as the cleanest probe of SA.

The non-observation of any departures from SI bounds the amplitude of the general quadrupole g_* defined analogously to the case of the axisymmetric quadrupole. See Section 2 for an exact definition. Notably, the data demonstrate different level of agreement with different quadrupole shapes. This is clear from the resulting constraints on g_* , summarised in Table 1, as a function of the shape quantified by the parameter χ . We see a slight, but not statistically significant, preference towards negative amplitudes g_* . That tendency, prominent for sufficiently small angles χ , vanishes at larger values of χ , see Section 3 for discussions.

For comparison purposes we also test the general quadrupole with Planck 2013 data. The latter, however, turn out to be insensitive to the shape of the quadrupole. As a result, the final constraints on the amplitude g_* are independent on the angle χ . These constraints on g_* match very well the limits of Ref. [48] (deduced specifically for the axisymmetric quadrupole).

Generically, in early Universe models (be it inflation or its competitors), the amplitude g_* and the angle χ are not genuine model parameters, but they are random variables with distributions determined by the parameters specific for each scenario. This is a common situation in anisotropic inflationary scenarios with vector fields and in the (pseudo)Conformal Universe. Thus, a separate analysis is required in order to limit those models. We perform this analysis in Section 4 with a focus on inflationary scenarios which comprise (a collection

⁴Earlier releases of the WMAP data exhibited a strong axisymmetric quadrupolar SA with a direction aligned with the poles of ecliptic plane [42, 44, 45, 46]. This SA, however, was an artifact of using circular beam transfer functions [47]. Consequently, the signal of SA disappeared in the WMAP9 and Planck data upon including the non-circular beam effects [43, 48]. See Ref. [49] for more details.

of) Maxwellian fields non-minimally coupled to the inflaton [20, 23, 35, 36]. In that case, SA is sourced by the infrared modes of these Maxwellian (gauge) vector fields, which follow a Gaussian distribution with a dispersion that grows linearly with the duration of inflation (in terms of the number of e-folds) [23, 24]. Therefore, the number of e-folds can be constrained from the non-observation of SA. In Section 4, we also briefly revisit the limits on some versions of the (pseudo)Conformal Universe.

This paper is organised as follows. In Section 2, we discuss the parametrisation of SA. In Section 3, we assess the sensitivity of the Planck data to the new parameter χ . We constrain inflationary scenarios with multiple vector fields from the non-observation of SA in Section 4. Our constraining scheme there is independent on the results of Sections 2 and 3. Therefore, the reader interested only in those models may go directly to Section 4.

2 Parametrisation

Upon choosing an appropriate coordinate system, one can write a general quadrupole as [36]

$$\sum_M q_{2M} Y_{2M}(\hat{\mathbf{k}}) = \sqrt{\frac{16\pi}{45}} g_* \left\{ Y_{20}(\tilde{\vartheta}, \tilde{\varphi}) \cos \chi - \frac{1}{\sqrt{2}} \left[Y_{2,1}(\tilde{\vartheta}, \tilde{\varphi}) - Y_{2,-1}(\tilde{\vartheta}, \tilde{\varphi}) \right] \sin \chi \right\}. \quad (4)$$

Here g_* is the quadrupolar amplitude, and χ is an extra parameter (angle) which measures the departure from an axisymmetric quadrupole. Notice that in the case $\chi = 0^\circ$ we come back to the usual axial symmetry. The angles $\tilde{\vartheta}$ and $\tilde{\varphi}$ correspond to the direction of the cosmological mode \mathbf{k} in the new coordinate system. The orthonormal basis of this coordinate system is given by the triad of vectors $(\mathbf{a}, \mathbf{b}, \mathbf{c})$ aligned with the axis $O\tilde{x}$, $O\tilde{y}$ and $O\tilde{z}$, respectively.

The representation (4) of a general quadrupole has a particularly clear meaning in terms of multipole vectors [51]. Up to a constant factor, we write

$$\sum_M q_{2M} Y_{2M}(\hat{\mathbf{k}}) \propto (\mathbf{v}^{(2,1)} \cdot \hat{\mathbf{k}})(\mathbf{v}^{(2,2)} \cdot \hat{\mathbf{k}}) - \frac{1}{3} \mathbf{v}^{(2,1)} \cdot \mathbf{v}^{(2,2)},$$

where $\mathbf{v}^{(2,1)}$ and $\mathbf{v}^{(2,2)}$ are multipole vectors. As we show in the Appendix, the multipole vector representation reduces to the form (4) provided that one of the vectors is aligned with the z axis of the new reference frame, while the other is lying in the $O\tilde{x}\tilde{z}$ plane. In the special case when two multipole vectors coincide, one recovers the axisymmetric quadrupole. The freedom of choosing the reference frame⁵ does not introduce any ambiguity in the quantities g_* and χ : they are uniquely defined in the region $-\infty < g_* < +\infty$ and $0^\circ \leq \chi \leq 90^\circ$ ⁶.

⁵Namely, two coordinate systems are associated with two multipole vectors. Two more coordinate systems are obtained by simultaneously changing the signs of the multipole vectors, see the Appendix for details.

⁶In the special case of $\chi = 90^\circ$, only $|g_*|$ is uniquely defined. This has no physical consequences since the difference between quadrupoles with positive and negative g_* smoothly goes to 0 as $\chi \rightarrow 90^\circ$, see Section 3.2.

For practical purposes it is convenient to express the coefficients q_{2M} in terms of the amplitude g_* and the shape χ ,

$$q_{2M} = \frac{8\pi g_*}{15} Y_{2M}^*(\mathbf{c}) \cos \chi + c_{2M}^* \sin \chi, \quad (5)$$

where

$$c_{2M} = \frac{(8\pi)^{3/2} g_*}{9} \sum_{M'} Y_{1M'}^*(\mathbf{c}) Y_{1,-M'-M}^*(\mathbf{a}) \begin{pmatrix} 1 & 1 & 2 \\ M' & -M - M' & M \end{pmatrix}. \quad (6)$$

With the Planck data at hand, one may reconstruct the coefficients q_{2M} and confront observations with the coefficients calculated for the given parameters g_* and χ using Eqs. (5) and (6).

Notice that although we are always considering two parameters (viz, g_* and χ), an observer looking for imprints in the CMB will have to deal with three additional numbers determining the actual orientation of the quadrupole in the sky (namely, three angles fixing the orthonormal vectors \mathbf{a} and \mathbf{c}). However, the theory typically tells nothing regarding the directions of these vectors, which should thus be drawn from uniform distributions. Marginalising over these three extra parameters one is left with the amplitude g_* and χ alone.

3 Data analysis

3.1 Tools and methods

Conventionally, one employs quadratic maximum likelihood (QML) estimators to derive the q_{LM} coefficients from CMB maps. Originally designed in Ref. [42], they yielded the most stringent limits on SA to date [2, 6, 48]. We slightly modify the QML estimators to make them appropriate for the cross-correlation analysis [50]. That is, we consider estimators of the form

$$q_{LM}^{ij} = \sum_{L'M'} (\mathbf{F}^{ij})_{LM;L'M'}^{-1} (h_{L'M'}^{ij} - \langle h_{L'M'}^{ij} \rangle), \quad (7)$$

where

$$h_{LM}^{ij} = \sum_{l'l'mm'} \frac{1}{2} i^{l'-l} C_{ll'} B_{lm;l'm'}^{LM} \bar{a}_{l,-m}^i \bar{a}_{l'm'}^j. \quad (8)$$

Here \bar{a}_{lm}^i are related to standard CMB temperature coefficients \hat{a}_{lm}^i by

$$\bar{a}_{lm} = (\mathbf{C}^{iso})_{lm;l'm'}^{-1} \hat{a}_{l'm'}. \quad (9)$$

The upperscripts i and j denote a particular frequency band (143 GHz or 217 GHz in our case); \mathbf{C}^{iso} is a covariance (including the noise), which corresponds to *statistically isotropic*

cosmological signal. The coefficients $C_{l'}$ in Eq. (8) are given by

$$C_{l'} = 4\pi \int d \ln k \Delta_l(k) \Delta_{l'}(k) \mathcal{P}_\zeta(k) , \quad (10)$$

where $\mathcal{P}_\zeta(k)$ is an isotropic primordial power spectrum and $\Delta_l(k)$ is a transfer function. The structure constants $B_{lm;l'm'}^{LM}$ are expressed via the Wigner 3j-symbols

$$B_{lm;l'm'}^{LM} = (-1)^M \sqrt{\frac{(2L+1)(2l+1)(2l'+1)}{4\pi}} \begin{pmatrix} L & l & l' \\ 0 & 0 & 0 \end{pmatrix} \begin{pmatrix} L & l & l' \\ M & m & -m' \end{pmatrix} .$$

The estimators (7) are normalised by the Fisher matrix \mathbf{F}^{ij} given by

$$F_{LM;L'M'}^{ij} \equiv \langle h_{LM}^{ij} (h_{L'M'}^{ij})^* \rangle - \langle h_{L'M'}^{ij} \rangle \langle (h_{L'M'}^{ij})^* \rangle .$$

In the homogeneous noise and full sky approximations, the Fisher matrix can be written in analytic form [42, 50] as

$$F_{LM;L'M'}^{ij} = \sum_{l'} \frac{(2l+1)(2l'+1)}{16\pi} \frac{C_{l'}^2 \left(C_l^{tot,i} C_{l'}^{tot,j} + \tilde{C}_l^{ij} \tilde{C}_{l'}^{ij} \right)}{(C_l^{tot,i})^2 (C_{l'}^{tot,j})^2} \begin{pmatrix} L & l & l' \\ 0 & 0 & 0 \end{pmatrix}^2 \delta_{LL'} \delta_{MM'} . \quad (11)$$

Here $C_l^{tot,i} = C_l^i + N_l^i$, where C_l^i and N_l^i are the primordial and noise angular spectra derived from the i th band, respectively; $\tilde{C}_l^{ij} = C_l^{tot,i}$ for $i = j$ and $\tilde{C}_l^{ij} = C_l$ otherwise. Given an incomplete sky coverage, we proceed with a slight modification of the Fisher matrix,

$$F_{LM;L'M'}^{ij} \rightarrow f_{sky} \cdot F_{LM;L'M'}^{ij} ,$$

where f_{sky} is the unmasked fraction of the sky.

We followed the steps described below to derive q_{LM} coefficients from the data and from Monte Carlo (MC) simulated maps:

- We obtain the temperature coefficients \hat{a}_{lm} from Planck 2015 data corresponding to 29 months of High Frequency Instrument (HFI) observations at frequencies 143 GHz and 217 GHz [38]. We employ the HFI GAL40 Galactic plane mask (HFI_Mask_GalPlane-apo0_2048_R2.00.fits) and HFI point sources mask (HFI_Mask_PointSrc_2048_R2.00.fits). The unmasked fraction of the sky is $f_{sky} = 40.1\%$.
- From \hat{a}_{lm} , we calculate the \bar{a}_{lm} coefficients defined by Eq. (9). Following Ref. [42], we employ multigrid preconditioners [52] at this step to reduce computational cost.
- The $C_{l'}$ coefficients given by Eq. (10) are evaluated with the *CAMB* package [39].

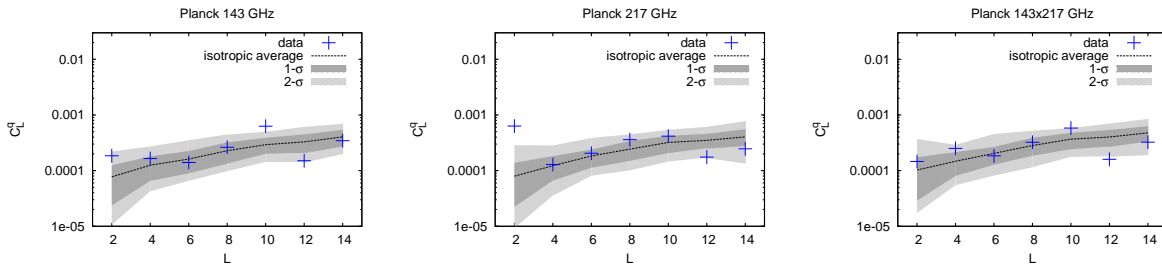


Figure 1: C_L^q coefficients, as given by Eq. (12), reconstructed from Planck 2015 data at frequencies 143 GHz (left) and 217 GHz (centre) as well as their cross-correlation (right). Dark grey and light grey bands correspond to 68% C.L. and 95% C.L. intervals, respectively.

- We compute the Wigner 3j-symbols and provide summations in Eqs. (8) and (11) using *gsl* [53] and *slatec* [54] libraries. The summations run over the range of multipole numbers $l = [2, 1600]$. For $l > l_{max} = 1600$, the observed signal is dominated by the instrumental noise. Note that before the noise begins to dominate the Fisher matrix scales as $F \sim l_{max}^2$ with the maximal multipole number l_{max} used in the analysis. Therefore, taking $l_{max} \ll 1600$ would lead to a large loss of sensitivity for SA.
- Finally, averaging in Eq. (7) is performed by repeating the procedure for 100 Monte-Carlo generated statistically isotropic maps. The latter are constructed using Full Focal Plane simulations for CMB and noise maps [40] coadded with the *SMICA* foreground map (HFI_CompMap_Foregrounds-smica_2048_R2.00.fits) [41].

3.2 Results

To assess the sensitivity of the Planck data to SA, we start with the C_L^q -statistics defined by

$$C_L^q = \frac{1}{2L+1} \sum_M |q_{LM}|^2, \quad (12)$$

(the upperscript 'q' here serves to distinguish the C_L^q coefficients from the amplitudes C_l describing the angular power spectrum). This has been used in Refs. [43, 46, 50] to constrain models of the (pseudo)Conformal Universe and anisotropic inflationary scenarios with one vector field. The reconstructed C_L^q coefficients are shown in Fig. 1. For the sake of completeness, we consider also higher multipoles of SA up to $L = 14$. The data at frequency 143 GHz is consistent with the hypothesis of SI (within 95% C.L.). At the same time, the data at 217 GHz exhibits a quadrupolar SA. We attribute this departure from SI to unknown systematic effects. These are typically uncorrelated between different frequency bands, and thus are mitigated upon cross-correlating the data. It is indeed the case, as is clearly seen

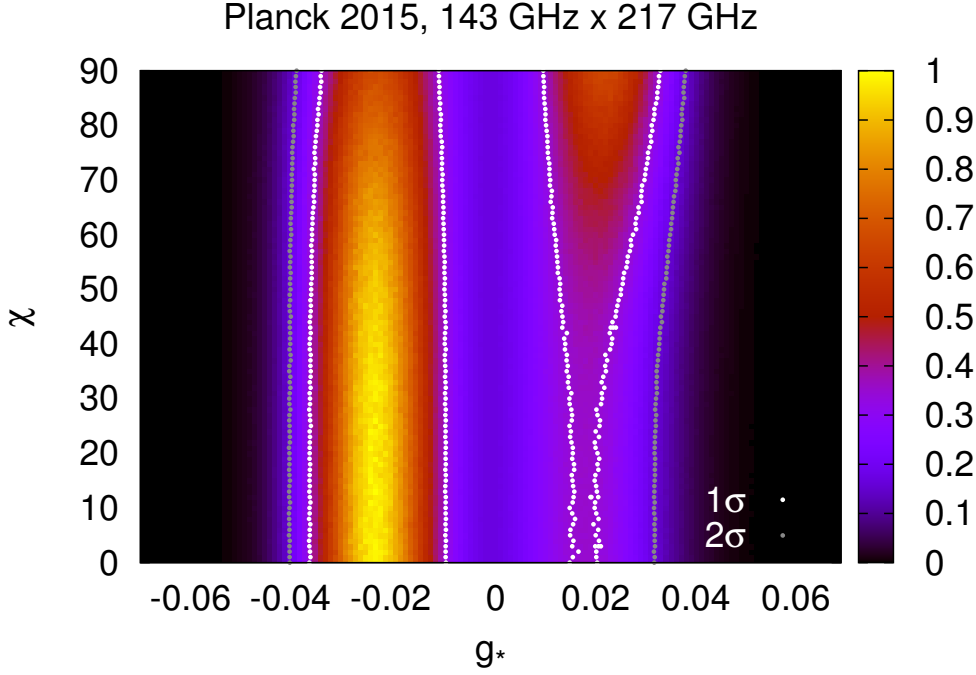


Figure 2: The joint likelihood $\mathcal{L}_J(g_*, \chi)$, obtained from Eq. (13) by marginalising over the directions \mathbf{a} and \mathbf{c} , is plotted as a function of the general quadrupole amplitude g_* and shape χ ; 68% C.L. and 95% C.L. regions are outlined. The cross-correlation of the 143 GHz and 217 GHz Planck 2015 maps has been used.

from Fig. 1. A similar observation was made with the Planck 2013 dataset [50]. In that case, however, the signal of (non-cosmological) SA was identified at $L = 4$. Once again, the consistency with SI was restored in the cross-correlated data. In what follows, we stick to the latter as the one least plagued by possible systematic effects.

In view of our objectives, the C_L^q -statistics is not enough, since the C_2^q coefficients are insensitive to the possible χ -dependence of a general quadrupole.⁷ We find that the strategy adopted in Ref. [48] is more appropriate for our purposes here. Given that the estimator \hat{q}_{LM} is affected by a large number of random quantities, including noise realisation and random correlations of CMB signal and foregrounds, one may consider a Gaussian likelihood function,

$$\mathcal{L}(g_*, \chi, \mathbf{a}, \mathbf{c}) = \frac{1}{\sqrt{2\pi|\det\mathbf{F}^{-1}|}} \exp\left(-\frac{1}{2} [\hat{\mathbf{q}} - \mathbf{q}(g_*, \chi, \mathbf{a}, \mathbf{c})]^\dagger \mathbf{F}^{-1} [\hat{\mathbf{q}} - \mathbf{q}(g_*, \chi, \mathbf{a}, \mathbf{c})]\right). \quad (13)$$

⁷Indeed, upon substituting Eq. (5) into Eq. (12), we see that the parameter χ drops out.

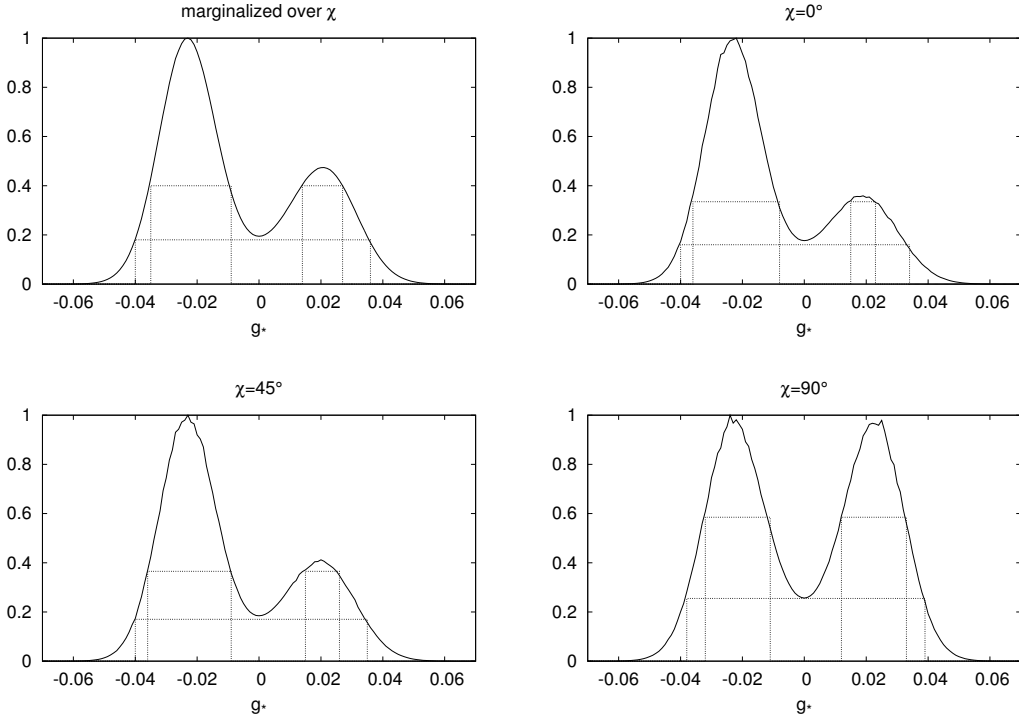


Figure 3: Likelihood of the amplitude g_* . The top left panel corresponds to the likelihood $\mathcal{L}_J(g_*, \chi)$ marginalised over the possible values of the angle χ , assuming the latter is homogeneously distributed. The truncation of the joint likelihood $\mathcal{L}_J(g_*, \chi)$ of Fig. 2 is shown for $\chi = 0^\circ$ (top right), $\chi = 45^\circ$ (bottom left) and $\chi = 90^\circ$ (bottom right). Here we used the cross-correlation of the 143 GHz and 217 GHz Planck 2015 data.

Substituting Eqs. (5) and (6) into Eq. (13), one obtains a posterior distribution for g_* , χ , and the vectors \mathbf{a} and \mathbf{c} . We then marginalise over these \mathbf{a} and \mathbf{c} , and find the joint distribution of g_* and χ : $\mathcal{L}_J(g_*, \chi)$. The result is shown in Fig. 2. This distribution is not Gaussian because the parameters χ , \mathbf{a} , and \mathbf{c} enter non-linearly in q_{2M} , see Eq. (5).

We see from Fig. 2 that the data treats different values of the parameters χ non-uniformly. For small χ , when the axial symmetry is restored, the data prefers negative g_* . For larger χ , the preference shifts towards positive values of g_* . Notably, in the limit $\chi \rightarrow 90^\circ$, the distribution becomes symmetric with respect to a change of the sign of g_* . This is especially clear from the distributions of Fig. 3 obtained from $\mathcal{L}_J(g_*, \chi)$ of Fig. 2 by cutting the latter at a given value of the angle χ (we choose $\chi = 0^\circ, 45^\circ, 90^\circ$). In Fig. 3 we also plot the likelihood marginalised over possible values of the angle χ . At this level, we assume a homogeneous distribution for χ . The final limits on the amplitude g_* are summarised in Table 1.

The physical reason for the symmetrisation of the likelihood at large values of the angle

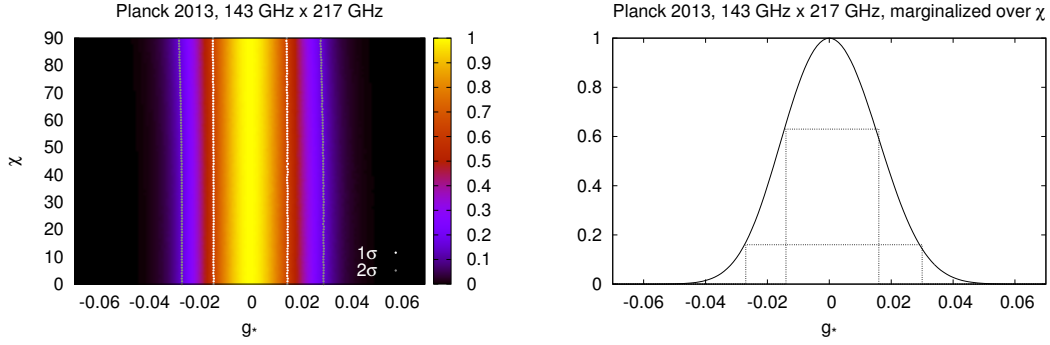


Figure 4: Left panel: likelihood of the parameters g_* and χ derived from Planck 2013 cross-correlated data. Right panel: the same, but now marginalised over possible values of χ . On both plots 68% C.L. and 95% C.L. regions are outlined.

χ is as follows. In the case $\chi = 90^\circ$, Eq. (4) reduces to

$$\sum_M q_{2M} Y_{2M}(\hat{\mathbf{k}}) \propto g_* \left(Y_{2,1}(\tilde{\vartheta}, \tilde{\varphi}) - Y_{2,-1}(\tilde{\vartheta}, \tilde{\varphi}) \right),$$

where we omitted an irrelevant constant factor. The r.h.s. here is symmetric under the coordinate transformation $\tilde{\varphi} \rightarrow \tilde{\varphi} + \pi$, supplemented by a change of sign for the amplitude g_* , i.e., $\mathcal{L}(g_*, \chi = 90^\circ, \mathbf{a}, \mathbf{c}) = \mathcal{L}(-g_*, \chi = 90^\circ, -\mathbf{a}, \mathbf{c})$. Therefore, upon marginalising over the directions of the vectors \mathbf{a} and \mathbf{c} , we get $\mathcal{L}_J(g_*, \chi = 90^\circ) = \mathcal{L}_J(-g_*, \chi = 90^\circ)$. The two cases are therefore physically indistinguishable.

χ	g_* , 68% C.L. limit	g_* , 95% C.L. limit
$\chi = 0^\circ$	$-0.037 < g_* < -0.008$ $0.014 < g_* < 0.023$	$-0.041 < g_* < 0.034$
$\chi = 45^\circ$	$-0.037 < g_* < -0.009$ $0.014 < g_* < 0.026$	$-0.041 < g_* < 0.035$
$\chi = 90^\circ$	$0.011 < g_* < 0.033$	$ g_* < 0.039$
Arb. χ	$-0.036 < g_* < -0.009$ $0.013 < g_* < 0.027$	$-0.041 < g_* < 0.036$
Arb. χ , Planck 2013	$-0.015 < g_* < 0.016$	$-0.028 < g_* < 0.030$

Table 1: Planck 2015 68% and 95% C.L. limits on the amplitude g_* of the quadrupole for different choices of the parameter χ . For the sake of comparison, here we also show Planck 2013 limits on the amplitude of the axisymmetric quadrupole ($\chi = 0^\circ$). In all cases the cross-correlated data has been used.

Now let us compare the Planck 2013 and 2015 datasets. The joint likelihood $\mathcal{L}_J(g_*, \chi)$ obtained from Planck 2013 data is shown in Fig. 4. Notably, this distribution corresponds to nearly zero best-fit value of the amplitude g_* . The reason is that the coefficients h_{LM} reconstructed from Planck 2013 maps are very close (i.e., well within 1σ interval) to the

average value obtained from statistically isotropic Monte-Carlo maps. As a result, the distribution $\mathcal{L}_J(g_*, \chi)$ is independent on the angle χ —evidently, for vanishing SA the data can not discriminate between different quadrupole shapes. Our final limits on the amplitude g_* are shown in Table 1. They agree very well with the limits deduced in Ref. [48] for the case of the axisymmetric quadrupole.

4 Anisotropic inflation with multiple vector fields

Typically, in early Universe scenarios, the amplitude g_* and the angle χ are random variables with statistical properties determined by the intrinsic model parameters. That is, there is no one-to-one correspondence between the quadrupolar amplitude and shape and the theoretical parameters in the Lagrangian. In this situation, the relevant constraints can not be immediately inferred from those of Table 1. We perform such analysis in this Section for inflationary scenarios in which several Maxwellian spectator fields are non-minimally coupled to an inflaton [20, 21, 23, 24, 35, 36]. A similar analysis for the case of the (pseudo)Conformal Universe (but with Planck 2013 data) can be found in Ref. [50]: we briefly revisit those limits with the new dataset at the end of the Section.

One way to achieve SA in inflation is, by virtue of their directional nature, to introduce vector fields. The most well-known example is the model where the Maxwellian fields are coupled to the inflaton itself [20, 21]. In that case the vectors' $U(1)$ gauge invariance is preserved, and one has a chance to achieve SA without developing catastrophic ghost instabilities [55]. In the literature, the scenario with a single gauge field is the most popular one. In this case, one deals with a directional dependence in the scalar perturbations power spectrum which is axisymmetric and characterised by a *negative* amplitude g_* [56]. In the setup with multiple gauge fields [35, 36] the axial symmetry is broken and the resulting SA is a general quadrupole.

We consider the gauge sector action:

$$S_{\mathcal{A}} = -\frac{1}{4} \int d^4x \sqrt{-g} \cdot f^2(\phi) \cdot \sum_{a=1}^n F_a^{\mu\nu} F_{\mu\nu a} . \quad (14)$$

Here the subscript a runs over the collection of n gauge fields A_μ^a for which $F_{\mu\nu}^a$ is the strength. For simplicity we assumed that the coupling of the gauge fields to the inflaton is universal, but generalisations are straightforward and do not significantly change our results. If we were to take a trivial kinetic gauge function, $f(\phi) = 1$, the contribution of each gauge field would redshift away adiabatically due to the expansion of the universe. This decay can be prevented by choosing appropriate dynamics for $f(\phi)$.

One well justified possibility is $f(\phi) \propto a^{-2}$ [20]; this might in fact be the only sensible option since it is a quite generic attractor of this system [20, 34, 57, 58, 59, 60, 61]. In that

case, the contribution of the “electric” energy density remains constant during inflation⁸. This makes it possible to generate non-trivial SA described by [20, 21, 23, 35, 36]

$$q_{2M} = \sum_a g_*^a \int (\hat{\mathbf{k}} \cdot \hat{\mathbf{E}}_{cl}^a)^2 Y_{2M}^*(\hat{\mathbf{k}}) d\Omega = \sum_a \frac{8\pi g_*^a}{15} Y_{2M}^*(\hat{\mathbf{E}}_{cl}^a). \quad (15)$$

Here \mathbf{E}_{cl}^a , is the classical “electric” field. See the discussion below on its origin. The amplitudes g_*^a are given by

$$g_*^a(k) = -\frac{24}{\epsilon} \cdot \frac{(\mathbf{E}_{cl}^a(\tau_0))^2}{V(\phi_k)} \cdot N_k^2, \quad (16)$$

where N_k is the number of e-folds between horizon crossing of mode k and the end of inflation; ϵ is the standard slow roll parameter and $V(\phi)$ is the inflaton potential. The amplitudes g_*^a here are not to be confused with the amplitude g_* of the general quadrupole defined from Eq. (4). While the former are always negative, the latter is allowed to take on positive values as well.

The “electric” fields \mathbf{E}_{cl}^a have two sources. One is purely classical, corresponding to the attractor solution of the background equations of motion [20]. The second is due to quantum fluctuations which get enhanced and stretched during inflation (and finally classicalise once they leave the horizon) [23]. This is an infrared component which is built up of all modes, processed by inflation, which are now beyond our observable horizon. One thus writes \mathbf{E}_{cl}^a as follows

$$\mathbf{E}_{cl}^a(\tau_0) = \mathbf{E}_0^a + \mathbf{E}_{IR}^a(\tau_0).$$

Here $\mathbf{E}_{IR}^a(\tau_0)$ is the status of the infrared vector at the time when the gauge mode matching the size of our observable universe crossed the horizon, $\tau_0 = -1/\mathcal{H}_0$; here $\mathcal{H}_0 \sim k_{min}$ denotes the present Hubble rate in conformal time units. Modes crossing the horizon after τ_0 are ignored because they look inhomogeneous from our point of view and hence do not contribute significantly to the global asymmetry parametrised by g_* . See Ref. [36] for a careful discussion of this point. We model the vector as a Gaussian field with zero mean and variance [23]

$$\langle (\mathbf{E}_{IR}^a(\tau_0))^2 \rangle = \frac{9H^4(k_{min})}{2\pi^2} N^e, \quad (17)$$

where $N^e = N_{tot} - N_{k_{min}} \sim N_{tot} - N_{\mathcal{H}_0}$ is the “extra” e-folds of inflation, namely, the number of e-folds between start of inflation and τ_0 .

As far as the constraining procedure is concerned, barring cancellations, our limits would be conservative, as we attribute all anisotropy to one component only; any other additional anisotropy would only exacerbate the discrepancy with the data. Notice furthermore that in

⁸The opposite choice $f(\phi) \propto a^2$ —also an attractor for an inverted coupling function $f(\phi) \rightarrow f^{-1}(\phi)$ —would result into a “magnetic” energy density which is constant with time; this option is typically invoked in the context of magnetogenesis [62].

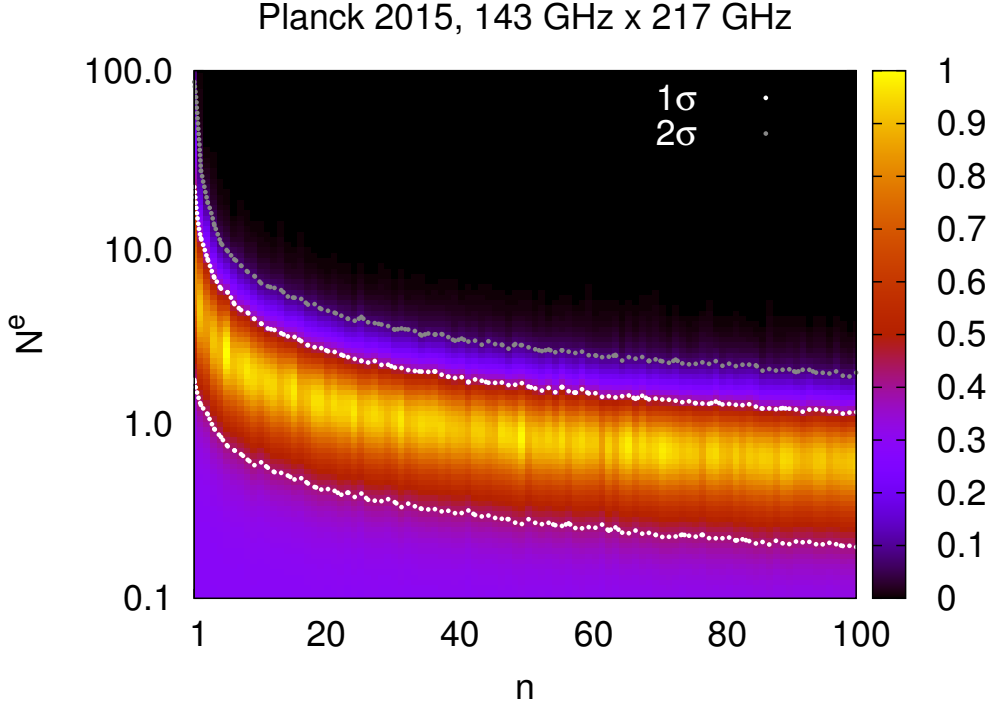


Figure 5: Distribution of the “extra” number of e-folds in inflation, N^e , as the function of the number n of vector fields; 68% C.L. and 95% C.L. regions are outlined.

multivector scenarios background isotropy is attractive, and the anisotropy is then expected to only arise due to the infrared fluctuations. Hence, we will be interested in the case for which the purely classical “electric” fields \mathbf{E}_0^a give a negligible contribution to SA, i.e., $\mathbf{E}_{cl}^a \approx \mathbf{E}_{IR}^a$. Then, the “extra” number of e-folds N^e is the only relevant parameter which affects SI and generates SA.

Before diving into the routine of the constraining procedure, let us make a short remark. By glancing at Eq. (16), one may see that the amplitude g_* is scale-dependent. Despite this dependence being relatively mild, it may essentially bias our constraints, because Planck has access to a wide range of multipoles. In reality, the dependence present in N_k and the one due to the slow roll potential $V(\phi_k)$ compensate each other with a high accuracy:

$$\frac{\partial \ln |g_*^a|}{\partial \ln k} \approx -\frac{\partial V(\phi_k)}{\partial \ln k} - \frac{2}{N_k} \approx -(n_s - 1) - \frac{2}{N_k}.$$

Substituting the experimental central value $n_s - 1 \approx -0.04$ and $N_k \approx 60$, we observe that two values on the r.h.s. approximately sum up to zero. Thus, we can safely set $k = k_{min}$ in Eq. (16).

It is convenient to rewrite the amplitudes g_*^a given by Eq. (16) as follows

$$g_*^a = -(\mathbf{e}^a)^2 ,$$

where \mathbf{e}^a are Gaussian vectors collinear with \mathbf{E}_{IR}^a , characterised by zero means and variances

$$\langle (e_i^a)^2 \rangle = 96N^e N_{k_{min}}^2 \mathcal{P}_\zeta(k_{min}) . \quad (18)$$

Note that each component ($i = \{x, y, z\}$) has the same variance since the background space-time is rotationally symmetric to very good accuracy. Here we made use of the slow roll relation

$$\mathcal{P}_\zeta(k) = \frac{3H^4}{8\pi^2 V(\phi)\epsilon} ,$$

in order to get rid of the dependence on the potential $V(\phi)$ and the slow-roll parameter ϵ .

To constrain the number N^e we use the following strategy: starting from a given value of N^e we generate an ensemble of 10^4 sets of Gaussian vectors \mathbf{e}^a from Eq. (18). For each set, we calculate the coefficients q_{2M} defined by the relation (15) and compute the likelihood of Eq. (13) using Planck data. The latter is then averaged over the ensemble of sets. We run this algorithm for different numbers of Maxwellian fields: $n = [1, 100]$ in steps of 1 and different N^e values. The results are presented in Fig. 5. Notice that the best fit value of N^e falls roughly as $1/\sqrt{n}$ with the number of fields, in accordance with theoretical expectations [35, 36].

For comparison purposes, the constraint on the number of e-folds N^e in the case of the single vector field read:

$$N^e < 71 \cdot \left(\frac{60}{N_{k_{min}}} \right)^2 \quad 95\% \text{ C.L.} , \quad (19)$$

($2 < N^e < 18$ at 68% CL for $N_{k_{min}} = 60$). This limit is only a very moderate improvement compared to the analogous WMAP9 limit of Ref. [43].

The (pseudo)Conformal Universe revisited. Before closing, let us comment on some immediate implications of Eq. (19) for the (pseudo)Conformal Universe [50]. The latter is an alternative to inflation, which attributes the approximate flatness of primordial perturbations to the assumed conformal symmetry of the early Universe [25, 28, 31]. As far as SA is concerned, the (pseudo)Conformal Universe is practically equivalent (modulo a constant factor) to inflation augmented with a single Maxwellian field [29, 43]⁹. This is true at least for the subclass of (pseudo)Conformal Universe models in which the cosmological perturbations of interest remain frozen after the conformal phase and before the hot stage/reheating [25,

⁹In the case of the (pseudo)Conformal Universe, there is an additional contribution to SA, which is a general quadrupole [29]. This, however, has an amplitude decreasing as $g_* \propto k^{-1}$ with the wavenumber k . Hence, it makes a negligible imprint on the CMB.

26, 27, 28, 29, 30, 31] ('sub-scenario A' in the notation of Ref. [50]). The constraint of Eq. (19) translates to

$$h^2 \ln \frac{H_0}{\Lambda} < 1.0 \quad 95\% \text{ C.L.} . \quad (20)$$

Here h^2 is the parameter which governs the non-trivial evolution in the (pseudo)Conformal Universe; H_0 is the Hubble rate today, and Λ is the cutoff on the modes feeding into SA, see Ref. [50] for details¹⁰.

Acknowledgments

The comparison of Planck data with the predictions of multivector inflation models is supported by the Russian Science Foundation grant No. 14-12-01430 (G.R.). The analysis of the (pseudo)Conformal Universe models is supported by the Russian Science Foundation grant 14-22-00161 (G.R.). F.U. is supported by the ERC grant PUT808 and the ERDF CoE program.

Appendix. Multipole vector representation of a general quadrupole

Instead of the quantities g_* , χ , \mathbf{a} and \mathbf{c} , one may wish to work in terms of the multipole vectors. In order to do so, we follow Ref. [51] and write down the multipole vector definition for a quadrupole:

$$\sum_M q_{2M} Y_{2M} = A^{(2)} \sum_{\tilde{M}=-1}^1 \sum_{J=-1}^1 v_J^{(2,1)} v_{\tilde{M}}^{(2,2)} Y_{1,J} Y_{1,\tilde{M}} + C , \quad (21)$$

where $v^{(2,1)}$ and $v^{(2,2)}$ are two multipole vectors assumed to be normalised as

$$v_{-1} = \frac{1}{\sqrt{2}}(v_x + iv_y), \quad v_0 = v_z, \quad v_1 = -\frac{1}{\sqrt{2}}(v_x - iv_y) .$$

The constant C can be obtained by integrating the left and the right hand sides of Eq. (21) over the directions of the cosmological mode \mathbf{k} . The result reads

$$C = -\frac{1}{4\pi}(\mathbf{v}^{(2,1)} \cdot \mathbf{v}^{(2,2)}) .$$

¹⁰Note that the limit (20) does not apply to the situation in which the conformal phase and the hot epoch are separated by a long intermediate stage ('sub-scenario B' in the notation of Ref. [50]), where cosmological perturbations follow a non-trivial evolution. This case involves all multipoles of SA [37] and requires a special analysis. It was addressed in Ref. [50] with Planck 2013 data, and we do not revisit it here.

Notice that the relation (21) does not fix the signs of the multipole vectors and of the amplitude $A^{(2)}$. We partially eliminate this ambiguity by requiring, with no loss of generality,

$$\mathbf{v}^{(2,1)} \cdot \mathbf{v}^{(2,2)} > 0. \quad (22)$$

The remaining freedom—which is due to the simultaneous change of sign of two multipole vectors—does not affect any physical quantity, since the vectors always enter only in bilinear combinations. To obtain the general quadrupole in the form (4) we choose a coordinate system with the z axis aligned with one of the multipole vectors. Clearly, we can organise this in two possible ways accordingly to the number of multipole vectors. For concreteness, we pick the vector $v_J^{(2,2)}$, i.e., $v_0^{(2,1)} = 1$ and $v_{\pm 1}^{(2,2)} = 0$. From the condition (22), it follows that $v_z^{(2,1)} > 0$, and

$$\sum_M q_{2M} Y_{2M} = A^{(2)} \sum_{J=-1}^1 v_J^{(2,1)} Y_{1,0} Y_{1,J}, \quad (23)$$

Finally, we can rotate the coordinate system in such a way that the vector $\mathbf{v}^{(2,1)}$ lies in the $O\tilde{x}\tilde{z}$ plane, i.e., $v_{-1}^{(2,1)} = -v_1^{(2,1)} = v_x^{(2,1)}/\sqrt{2}$. To fix the coordinate system completely, we require that $v_x^{(2,1)} > 0$. From Eq. (23), we then obtain the quadrupole term in the form (4),

$$\sum_M q_{2M} Y_{2M} = A^{(2)} \left\{ v_z^{(2,1)} Y_{20} \frac{1}{\sqrt{5}\pi} - v_x^{(2,1)} \sqrt{\frac{3}{40\pi}} [Y_{21} - Y_{2,-1}] \right\}. \quad (24)$$

Now, we observe that there is a one-to-one correspondence between this parametrisation (with the coordinate system fixed as discussed above) and that of Eq. (4) in the region $-\infty < g_* < +\infty$ and $0^\circ \leq \chi \leq 90^\circ$. To make it even clearer, we can obtain the explicit relations between g_* and χ and the multipole vectors as

$$\chi = \arctan \frac{\sqrt{3}v_x^{(2,1)}}{2v_z^{(2,1)}} = \arctan \frac{\sqrt{3[1 - (\mathbf{v}^{(2,1)} \cdot \mathbf{v}^{(2,2)})^2]}}{2(\mathbf{v}^{(2,1)} \cdot \mathbf{v}^{(2,2)})}, \quad (25)$$

$$\mathbf{c} = \mathbf{v}^{(2,2)}, \quad \mathbf{a} = \frac{\mathbf{v}^{(2,2)} \times (\mathbf{v}^{(2,1)} \times \mathbf{v}^{(2,2)})}{|\mathbf{v}^{(2,2)} \times (\mathbf{v}^{(2,1)} \times \mathbf{v}^{(2,2)})|},$$

and

$$g_* = \frac{3A^{(2)}}{8\pi} \sqrt{(\mathbf{v}^{(2,1)} \cdot \mathbf{v}^{(2,2)})^2 + 3}. \quad (26)$$

One final remark is in order here. As it follows from the discussion above, there are three more coordinate system where the quadrupole takes the form (4). One is associated with the interchange of the multipole vectors $\mathbf{v}^{(2,1)} \leftrightarrow \mathbf{v}^{(2,2)}$, while the other two are obtained from the latter two by rotating the $O\tilde{x}\tilde{z}$ plane, resulting into the simultaneous change of the sign of the multipole vectors $(\mathbf{v}^{(2,1)}, \mathbf{v}^{(2,2)}) \leftrightarrow (-\mathbf{v}^{(2,1)}, -\mathbf{v}^{(2,2)})$. Clearly, this does not introduce any ambiguity in the definition of the amplitude g_* and the angle χ (still, we allow the latter

to vary within the region $0^\circ \leq \chi \leq 90^\circ$). This readily follows from expressions (25) and (26), which are invariant under the interchange of the multipole vectors, i.e., $\mathbf{v}^{(2,1)} \leftrightarrow \mathbf{v}^{(2,2)}$, and under the simultaneous change of their signs.

References

- [1] P. A. R. Ade *et al.* [Planck Collaboration], *Astron. Astrophys.* **594** (2016) A13 doi:10.1051/0004-6361/201525830 [arXiv:1502.01589 [astro-ph.CO]].
- [2] P. A. R. Ade *et al.* [Planck Collaboration], *Astron. Astrophys.* **594** (2016) A20 doi:10.1051/0004-6361/201525898 [arXiv:1502.02114 [astro-ph.CO]].
- [3] R. M. Wald, *Phys. Rev. D* **28** (1983) 2118.
- [4] A. R. Pullen and M. Kamionkowski, *Phys. Rev. D* **76** (2007) 103529 [arXiv:0709.1144 [astro-ph]].
- [5] C. L. Bennett *et al.*, *Astrophys. J. Suppl.* **192** (2011) 17 doi:10.1088/0067-0049/192/2/17 [arXiv:1001.4758 [astro-ph.CO]].
- [6] P. A. R. Ade *et al.* [Planck Collaboration], *Astron. Astrophys.* **594** (2016) A16 doi:10.1051/0004-6361/201526681 [arXiv:1506.07135 [astro-ph.CO]].
- [7] D. J. Schwarz, C. J. Copi, D. Huterer and G. D. Starkman, *Class. Quant. Grav.* **33** (2016) no.18, 184001 doi:10.1088/0264-9381/33/18/184001 [arXiv:1510.07929 [astro-ph.CO]].
- [8] C. L. Bennett *et al.* [WMAP Collaboration], *Astrophys. J. Suppl.* **148** (2003) 1 doi:10.1086/377253 [astro-ph/0302207].
- [9] A. de Oliveira-Costa, M. Tegmark, M. Zaldarriaga and A. Hamilton, *Phys. Rev. D* **69** (2004) 063516 doi:10.1103/PhysRevD.69.063516 [astro-ph/0307282].
- [10] P. Bielewicz, H. K. Eriksen, A. J. Banday, K. M. Gorski and P. B. Lilje, *Astrophys. J.* **635** (2005) 750 doi:10.1086/497263 [astro-ph/0507186].
- [11] C. J. Copi, D. Huterer, D. J. Schwarz and G. D. Starkman, *Mon. Not. Roy. Astron. Soc.* **367** (2006) 79 doi:10.1111/j.1365-2966.2005.09980.x [astro-ph/0508047].
- [12] H. K. Eriksen, A. J. Banday, K. M. Gorski, F. K. Hansen and P. B. Lilje, *Astrophys. J.* **660** (2007) L81 doi:10.1086/518091 [astro-ph/0701089].

- [13] F. K. Hansen, A. J. Banday, K. M. Gorski, H. K. Eriksen and P. B. Lilje, *Astrophys. J.* **704** (2009) 1448 doi:10.1088/0004-637X/704/2/1448 [arXiv:0812.3795 [astro-ph]].
- [14] P. Vielva, E. Martinez-Gonzalez, R. B. Barreiro, J. L. Sanz and L. Cayon, *Astrophys. J.* **609** (2004) 22 doi:10.1086/421007 [astro-ph/0310273].
- [15] L. Ackerman, S. M. Carroll and M. B. Wise, *Phys. Rev. D* **75** (2007) 083502 [Erratum-ibid. *D* **80** (2009) 069901] [astro-ph/0701357].
- [16] K. Dimopoulos, M. Karciauskas, D. H. Lyth and Y. Rodriguez, *JCAP* **0905** (2009) 013 [arXiv:0809.1055 [astro-ph]].
- [17] K. Dimopoulos, M. Karciauskas and J. M. Wagstaff, *Phys. Lett. B* **683** (2010) 298 [arXiv:0909.0475 [hep-ph]].
- [18] K. Dimopoulos, *Int. J. Mod. Phys. D* **21** (2012) 1250023 [Erratum-ibid. *D* **21** (2012) 1292003] [arXiv:1107.2779 [hep-ph]].
- [19] S. Yokoyama and J. Soda, *JCAP* **0808** (2008) 005 [arXiv:0805.4265 [astro-ph]].
- [20] M. -a. Watanabe, S. Kanno and J. Soda, *Phys. Rev. Lett.* **102** (2009) 191302 [arXiv:0902.2833 [hep-th]].
- [21] M. -a. Watanabe, S. Kanno and J. Soda, *Prog. Theor. Phys.* **123** (2010) 1041 [arXiv:1003.0056 [astro-ph.CO]].
- [22] J. Soda, *Class. Quant. Grav.* **29** (2012) 083001 [arXiv:1201.6434 [hep-th]].
- [23] N. Bartolo, S. Matarrese, M. Peloso and A. Ricciardone, *Phys. Rev. D* **87** (2013) 023504 [arXiv:1210.3257 [astro-ph.CO]].
- [24] D. H. Lyth and M. Karciauskas, *JCAP* **1305** (2013) 011 [arXiv:1302.7304 [astro-ph.CO]].
- [25] K. Hinterbichler and J. Khoury, *JCAP* **1204** (2012) 023 [arXiv:1106.1428 [hep-th]].
- [26] P. Creminelli, A. Joyce, J. Khoury and M. Simonovic, *JCAP* **1304** (2013) 020 [arXiv:1212.3329 [hep-th]].
- [27] M. Libanov, V. Rubakov and G. Rubtsov, *JETP Lett.* **102** (2015) no.8, 561 [*Pisma Zh. Eksp. Teor. Fiz.* **102** (2015) no.8, 630]; [arXiv:1508.07728 [hep-th]].
- [28] V. A. Rubakov, *JCAP* **0909** (2009) 030 [arXiv:0906.3693 [hep-th]].

- [29] M. Libanov and V. Rubakov, JCAP **1011** (2010) 045 [arXiv:1007.4949 [hep-th]].
- [30] M. Libanov, S. Mironov and V. Rubakov, “Non-Gaussianity of scalar perturbations generated by conformal mechanisms,” Phys. Rev. D **84** (2011) 083502 [arXiv:1105.6230 [astro-ph.CO]].
- [31] P. Creminelli, A. Nicolis and E. Trincherini, JCAP **1011** (2010) 021 [arXiv:1007.0027 [hep-th]].
- [32] A. E. Gumrukcuoglu, C. R. Contaldi and M. Peloso, JCAP **0711** (2007) 005 doi:10.1088/1475-7516/2007/11/005 [arXiv:0707.4179 [astro-ph]].
- [33] A. Ashoorioon, R. Casadio and T. Koivisto, JCAP **1612** (2016) no.12, 002 doi:10.1088/1475-7516/2016/12/002 [arXiv:1605.04758 [hep-th]].
- [34] K. Yamamoto, M. -a. Watanabe and J. Soda, Class. Quant. Grav. **29** (2012) 145008 [arXiv:1201.5309 [hep-th]].
- [35] M. Thorsrud, F. R. Urban and D. F. Mota, JCAP **1404** (2014) 010 [arXiv:1312.7491 [astro-ph.CO]].
- [36] M. Thorsrud, D. F. Mota and F. R. Urban, Phys. Lett. B **733** (2014) 140 doi:10.1016/j.physletb.2014.04.028 [arXiv:1311.3302 [astro-ph.CO]].
- [37] M. Libanov, S. Ramazanov and V. Rubakov, JCAP **1106** (2011) 010 [arXiv:1102.1390 [hep-th]].
- [38] R. Adam *et al.* [Planck Collaboration], Astron. Astrophys. **594**, A8 (2016) doi:10.1051/0004-6361/201525820 [arXiv:1502.01587 [astro-ph.CO]].
- [39] A. Lewis, A. Challinor and A. Lasenby, Astrophys. J. **538** (2000) 473 [astro-ph/9911177].
- [40] P. A. R. Ade *et al.* [Planck Collaboration], Astron. Astrophys. **594**, A12 (2016) doi:10.1051/0004-6361/201527103 [arXiv:1509.06348 [astro-ph.CO]].
- [41] R. Adam *et al.* [Planck Collaboration], Astron. Astrophys. **594**, A10 (2016) doi:10.1051/0004-6361/201525967 [arXiv:1502.01588 [astro-ph.CO]].
- [42] D. Hanson and A. Lewis, Phys. Rev. D **80** (2009) 063004 [arXiv:0908.0963 [astro-ph.CO]].
- [43] S. R. Ramazanov and G. Rubtsov, Phys. Rev. D **89** (2014) 043517 [arXiv:1311.3272 [astro-ph.CO]].

- [44] N. E. Groeneboom and H. K. Eriksen, *Astrophys. J.* **690** (2009) 1807 [arXiv:0807.2242 [astro-ph]].
- [45] N. E. Groeneboom, L. Ackerman, I. K. Wehus and H. K. Eriksen, *Astrophys. J.* **722** (2010) 452 [arXiv:0911.0150 [astro-ph.CO]].
- [46] S. R. Ramazanov and G. I. Rubtsov, *JCAP* **1205** (2012) 033 [arXiv:1202.4357 [astro-ph.CO]].
- [47] D. Hanson, A. Lewis and A. Challinor, *Phys. Rev. D* **81** (2010) 103003 [arXiv:1003.0198 [astro-ph.CO]].
- [48] J. Kim and E. Komatsu, *Phys. Rev. D* **88** (2013) 101301 [arXiv:1310.1605 [astro-ph.CO]].
- [49] S. Das, S. Mitra, A. Rotti, N. Pant and T. Souradeep, *Astron. Astrophys.* **591** (2016) A97; [arXiv:1401.7757 [astro-ph.CO]].
- [50] G. I. Rubtsov and S. R. Ramazanov, *Phys. Rev. D* **91** (2015) no.4, 043514 doi:10.1103/PhysRevD.91.043514 [arXiv:1406.7722 [astro-ph.CO]].
- [51] C. J. Copi, D. Huterer and G. D. Starkman, *Phys. Rev. D* **70** (2004) 043515 [astro-ph/0310511].
- [52] K. M. Smith, O. Zahn and O. Dore, *Phys. Rev. D* **76** (2007) 043510 [arXiv:0705.3980 [astro-ph]].
- [53] <http://www.gnu.org/software/gsl/>
- [54] <http://www.netlib.org/slatec/>
- [55] A. E. Gumrukcuoglu, B. Himmetoglu and M. Peloso, *Phys. Rev. D* **81** (2010) 063528 [arXiv:1001.4088 [astro-ph.CO]].
- [56] J. Ohashi, J. Soda and S. Tsujikawa, *JCAP* **1312**, 009 (2013) doi:10.1088/1475-7516/2013/12/009 [arXiv:1308.4488 [astro-ph.CO], arXiv:1308.4488].
- [57] S. Kanno, J. Soda and M. a. Watanabe, *JCAP* **1012**, 024 (2010) doi:10.1088/1475-7516/2010/12/024 [arXiv:1010.5307 [hep-th]].
- [58] J. M. Wagstaff and K. Dimopoulos, *Phys. Rev. D* **83**, 023523 (2011); doi:10.1103/PhysRevD.83.023523 [arXiv:1011.2517 [hep-ph]].

- [59] S. Hervik, D. F. Mota and M. Thorsrud, *JHEP* **1111** (2011) 146 [arXiv:1109.3456 [gr-qc]].
- [60] M. Thorsrud, D. F. Mota and S. Hervik, *JHEP* **1210**, 066 (2012); doi:10.1007/JHEP10(2012)066 [arXiv:1205.6261 [hep-th]].
- [61] A. Ito and J. Soda, *Phys. Rev. D* **92**, no. 12, 123533 (2015); doi:10.1103/PhysRevD.92.123533 [arXiv:1506.02450 [hep-th]].
- [62] K. Subramanian, *Rept. Prog. Phys.* **79** (2016) no.7, 076901; doi:10.1088/0034-4885/79/7/076901 [arXiv:1504.02311 [astro-ph.CO]].