



Near-side jet peak broadening in Pb–Pb collisions at $\sqrt{s_{\text{NN}}} = 2.76$ TeV

Monika Kofarago^{1,2}

Abstract

Two-particle angular correlation measurements are sensitive probes of the interactions of particles with the medium formed in heavy-ion collisions. Such measurements are done by determining the distribution of the relative pseudorapidity ($\Delta\eta$) and azimuthal angle ($\Delta\phi$) of particles with respect to a higher p_T trigger particle ($1 < p_{T,\text{trig}} < 8$ GeV/c). The near-side peak is fitted with a function, which includes both the near-side jet peak and also accounts for the $\Delta\eta$ -independent long-range correlations. The centrality evolution of the width (variance) of the fitted distribution is investigated. In Pb–Pb collisions a significant broadening of the near-side peak in the $\Delta\eta$ direction is observed from peripheral to central collisions, while in the $\Delta\phi$ direction the peak is almost independent of centrality. For the 10% most central events, a departure from the Gaussian shape is also observed at low transverse momentum ($1 < p_{T,\text{assoc}} < 2$ GeV/c, $1 < p_{T,\text{trig}} < 3$ GeV/c). In this contribution the results obtained by the ALICE experiment in Pb–Pb and pp collisions at $\sqrt{s_{\text{NN}}} = 2.76$ TeV are shown, and they are interpreted in terms of radial and elliptic flow by comparing them to AMPT model simulations.

Keywords: Angular correlations, two-particle correlations, near-side peak, Pb–Pb, 2.76 TeV, ALICE

1. Motivation

In high-energy collisions, the scattered high p_T partons produce parton showers, which hadronize into collimated jets of hadrons. As the partons propagate through the expanding medium, they lose energy by medium induced gluon radiation and elastic scatterings, which is commonly referred to as jet quenching. This can result in the energy imbalance of back to back jets, with the radiated energy reappearing at large angles from the jet axis [1, 2].

At low p_T , jets are difficult to identify in the large fluctuating background, and instead statistical analysis techniques are used to study the interaction of the propagating partons with the medium. One such technique is the measurement of two-particle angular correlations, where the distribution of the azimuthal angle difference

($\Delta\phi$) and pseudorapidity difference ($\Delta\eta$) is studied on a statistical basis. In these measurements jets manifest themselves as a peak around $(\Delta\phi, \Delta\eta) = (0, 0)$ on the near-side, while as an approximately $\Delta\eta$ independent structure on the away-side (around $\Delta\phi = \pi$). The interaction of jets with the medium can modify the shape of the near-side jet peak [3, 4, 5], and such a centrality dependent broadening was seen by the STAR collaboration in Au–Au collisions at $\sqrt{s_{\text{NN}}} = 200$ GeV [6]. In the present contribution, an extension of these measurements to LHC energies by the ALICE detector is discussed. The full details of the presented analysis can be found in [7, 8].

2. Analysis

In the current analysis Pb–Pb and pp data at $\sqrt{s_{\text{NN}}} = 2.76$ TeV recorded by the ALICE detector [9] are studied. The Inner Tracking System (ITS) and the Time Projection Chamber (TPC) are used for tracking, while the ITS is also used for triggering purposes together with the V0 detector. The data is divided into

Email address: monika.kofarago@cern.ch (Monika Kofarago)

¹for the ALICE collaboration

²CERN and MTA Wigner RCP

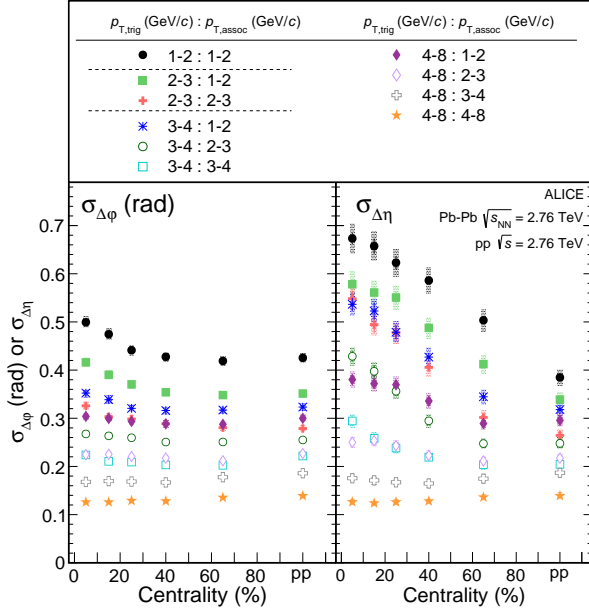


Figure 2: Width of the near-side peak in the $\Delta\phi$ (left panel) and $\Delta\eta$ (right panel) direction in Pb–Pb and pp collisions (rightmost points) at $\sqrt{s_{NN}} = 2.76$ TeV. Lines indicated the statistical uncertainties (mostly smaller than the size of the symbols), while the filled areas represent the systematic ones.

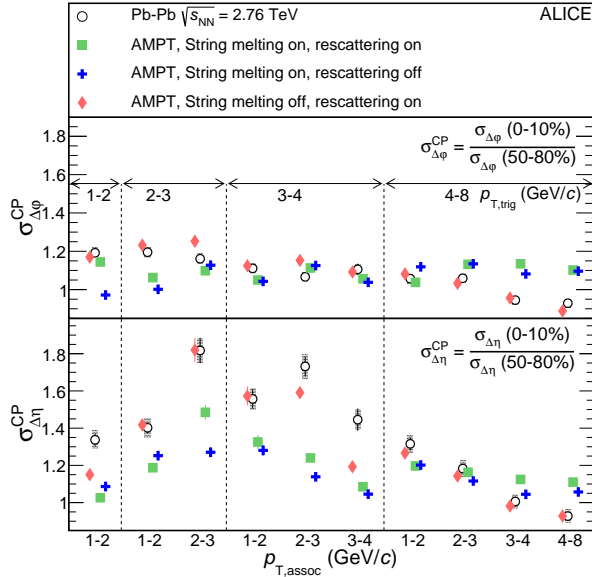


Figure 3: Ratio of the width in the most central (0–10%) and the most peripheral (50–80%) bin. The x-axis contains both the $p_{T,trigger}$ and the $p_{T,assoc}$, therefore a uniform trend is not expected. Lines indicated the statistical uncertainties (mostly smaller than the size of the symbols), while the filled areas represent the systematic ones.

(at maximum 1.2) can be seen, while in the $\Delta\eta$ directions, the ratio goes up to around 1.8 at intermediate p_T ($2 < p_{T,trigger} < 4$ GeV/c and $2 < p_{T,assoc} < 3$ GeV/c).

In Fig. 3, the data is overlaid with results from generator level AMPT simulations [12, 13] to study the effects of the flowing medium on the shape of the peak. Three settings of AMPT have been studied, where either string melting or hadronic rescattering or both effects are activated. The version where string melting is turned off, but hadronic rescattering is active follows the data very well, while the other two settings underestimate the broadening in the $\Delta\eta$ direction for most p_T bins. The $\Delta\phi$ direction is less constraining; however, the same AMPT productions that follows the trend in the $\Delta\eta$ direction, describes the results at high p_T well, while the other two settings do not.

At low p_T in central collisions a novel feature develops, the peak departs from the Gaussian shape, and a depletion around $(\Delta\phi, \Delta\eta) = (0, 0)$ becomes visible. This is illustrated in Fig. 4. The area of the depletion is excluded from the previously described fit to allow for an unbiased characterization of the width. The same area can be used to characterize the depletion, which is done by taking the difference between the fit and the data and normalizing it by the total yield of the peak. This depletion yield is shown in Fig. 5. It is significant in the lowest two p_T bin ($p_{T,trigger} < 3$ GeV/c and $p_{T,assoc} < 2$ GeV/c), and it is highest in the most central bin, where around 2.2% of the yield is missing from the peak. No depletion is seen in the peripheral or the pp case.

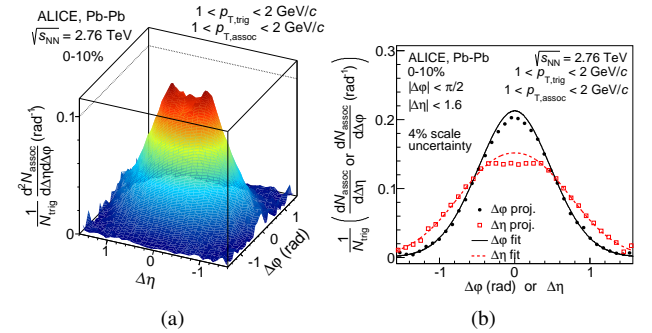


Figure 4: Panel (a) shows the per trigger yield histogram after the subtraction of the background in the lowest p_T bin ($1 < p_{T,trigger} < 2$ GeV/c and $1 < p_{T,assoc} < 2$ GeV/c) for the 10% most central events in Pb–Pb collisions at $\sqrt{s_{NN}} = 2.76$ TeV. Panel (b) shows the projection of the same histogram to the $\Delta\phi$ and $\Delta\eta$ direction.

In AMPT, only those cases show a depletion where

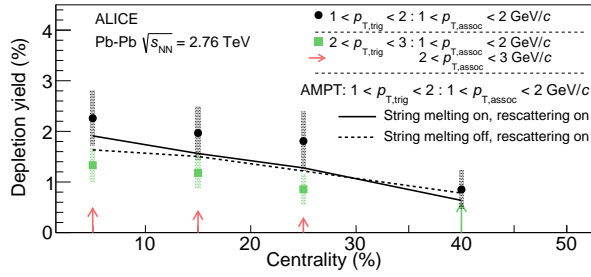


Figure 5: Depletion yield as a function of centrality, overlaid with the AMPT cases, where it is different from 0. Lines indicated the statistical uncertainties (mostly smaller than the size of the symbols), while the filled areas represent the systematic ones.

hadronic rescattering is turned on. From these two AMPT productions, the depletion yield is calculated in the same way as for data, and it is shown as lines in Fig. 5. It can be seen that the depletion yield is almost independent of string melting, and that it agrees well with the data in the lowest p_T bin. In AMPT, no depletion is seen at higher p_T .

4. Interpretation

To study the observed effects in the context of flow, the radial expansion velocity (β_T) and the elliptic flow coefficient ($v_2\{2\}$) are extracted from the data and the AMPT samples. For the extracted values the reader is referred to [7, 8]. Elliptic flow is quite well described by AMPT; however, β_T is underestimated by the model for all studied settings. The settings with either hadronic rescattering or string melting turned on leads to a $v_2\{2\}$ value closest to the data, with 9% and 7% difference respectively. Out of these two, only the setting with hadronic rescattering shows a depletion and follows the broadening trend of the data. This is also the sample, which shows the closest β_T value to the data with around 17% difference. This suggests that the effects are driven rather by radial flow than by elliptic flow.

5. Conclusions

The paper reports about two-particle angular correlation measurements in Pb–Pb and pp collisions at $\sqrt{s_{NN}} = 2.76$ TeV. It was shown that the near-side peak becomes wider towards central collisions at low p_T , and that this broadening is more pronounced in the $\Delta\eta$ direction than in the $\Delta\phi$ direction. At low p_T and in central collisions another feature develops as well: a depletion around $(\Delta\phi, \Delta\eta) = (0, 0)$ appears, in which up to

2.2% of the yield of the peak is missing. The data were compared to AMPT calculations with different settings, which suggested that radial flow is responsible for the observed features. In previous theoretical work [14], it was observed that large longitudinal flow in AMPT results in longitudinal broadening, therefore a possible interpretation, based on AMPT, is that the observed effects are caused by the interplay of the flowing medium with the jets.

References

- [1] G. Aad, et al., Observation of a Centrality-Dependent Dijet Asymmetry in Lead-Lead Collisions at $\sqrt{s_{NN}} = 2.77$ TeV with the ATLAS Detector at the LHC, Phys. Rev. Lett. 105 (2010) 252303. arXiv:1011.6182, doi:10.1103/PhysRevLett.105.252303.
- [2] S. Chatrchyan, et al., Observation and studies of jet quenching in PbPb collisions at nucleon-nucleon center-of-mass energy = 2.76 TeV, Phys. Rev. C84 (2011) 024906. arXiv:1102.1957, doi:10.1103/PhysRevC.84.024906.
- [3] N. Armesto, C. A. Salgado, U. A. Wiedemann, Measuring the collective flow with jets, Phys. Rev. Lett. 93 (2004) 242301. arXiv:hep-ph/0405301, doi:10.1103/PhysRevLett.93.242301.
- [4] N. Armesto, C. A. Salgado, U. A. Wiedemann, Low-p(T) collective flow induces high-p(T) jet quenching, Phys. Rev. C72 (2005) 064910. arXiv:hep-ph/0411341, doi:10.1103/PhysRevC.72.064910.
- [5] P. Romatschke, Momentum broadening in an anisotropic plasma, Phys. Rev. C75 (2007) 014901. arXiv:hep-ph/0607327, doi:10.1103/PhysRevC.75.014901.
- [6] G. Agakishiev, et al., System size and energy dependence of near-side di-hadron correlations, Phys. Rev. C85 (2012) 014903. arXiv:1110.5800, doi:10.1103/PhysRevC.85.014903.
- [7] J. Adam, et al., Evolution of the longitudinal and azimuthal structure of the near-side jet peak in Pb-Pb collisions at $\sqrt{s_{NN}} = 2.76$ TeV, arXiv:1609.06667.
- [8] J. Adam, et al., Anomalous evolution of the near-side jet peak shape in Pb-Pb collisions at $\sqrt{s_{NN}} = 2.76$ TeV, arXiv:1609.06643.
- [9] K. Aamodt, et al., The ALICE experiment at the CERN LHC, JINST 3 (2008) S08002. doi:10.1088/1748-0221/3/08/S08002.
- [10] B. Abelev, et al., Centrality determination of Pb-Pb collisions at $\sqrt{s_{NN}} = 2.76$ TeV with ALICE, Phys. Rev. C88 (2013) 044909. arXiv:1301.4361, doi:10.1103/PhysRevC.88.044909.
- [11] K. Aamodt, et al., Harmonic decomposition of two-particle angular correlations in Pb–Pb collisions at $\sqrt{s_{NN}} = 2.76$ TeV = 2.76 TeV, Phys. Lett. B708 (2012) 249–264. arXiv:1109.2501, doi:10.1016/j.physletb.2012.01.060.
- [12] Z.-W. Lin, C. M. Ko, B.-A. Li, B. Zhang, S. Pal, A Multi-phase transport model for relativistic heavy ion collisions, Phys. Rev. C72.
- [13] J. Xu, C. M. Ko, Pb-Pb collisions at $\sqrt{s_{NN}} = 2.76$ TeV in a multiphase transport model, Phys. Rev. C83 (2011) 034904. arXiv:1101.2231, doi:10.1103/PhysRevC.83.034904.
- [14] G. L. Ma, S. Zhang, Y. G. Ma, X. Z. Cai, J. H. Chen, C. Zhong, Longitudinal broadening of near side jets due to parton cascade, Eur. Phys. J. C57 (2008) 589–593. arXiv:0807.3987, doi:10.1140/epjc/s10052-008-0691-6.

- [15] B. Abelev, et al., Centrality dependence of π , K, p production in Pb-Pb collisions at $\sqrt{s_{NN}} = 2.76$ TeV, Phys. Rev. C88 (2013) 044910. [arXiv:1303.0737](#), [doi:10.1103/PhysRevC.88.044910](#).
- [16] K. Aamodt, et al., Elliptic flow of charged particles in Pb+Pb collisions at 2.76 TeV, Phys. Rev. Lett. 105 (2010) 252302. [arXiv:1011.3914](#), [doi:10.1103/PhysRevLett.105.252302](#).