

Computation of complex ion production due to cosmic rays during the Halloween sequence of GLEs on October-November 2003

A. Mishev

Space Climate Research Unit, University of Oulu, Oulu, Finland

P.I.Y. Velinov

Institute for Space Research and Technology, Bulgarian Academy of Sciences, Sofia, Bulgaria

The possible effect of solar variability, accordingly cosmic rays variation on atmospheric physics and chemistry is highly debated over the last years. According to several recent models the induced by cosmic rays atmospheric ionization plays a key role in several different processes. At recent, an apparent effect on minor constituents and aerosols over polar regions during major solar proton events was observed. The ion production rate during ground level enhancements is a superposition of the contribution of cosmic rays with galactic and solar origin. The solar cycle 23 provided several strong ground level enhancements. The period of end October - beginning of November 2003 was characterized by a strong cosmic ray variability, namely a sequence of three GLEs was observed. In addition, there were several Forbush decreases, which led to a suppression of galactic cosmic ray flux. As a consequence the cosmic ray induced ion production in the atmosphere and the corresponding ionization effect were subject of dynamical changes. Here we compute the complex ion production due to cosmic rays during the Halloween sequence of ground level enhancements on October-November 2003 and we estimate the ionization effect. The spectral and angular characteristics of the solar protons are explicitly considered throughout the events as well their time evolution. The ionization effect during the period is computed at several altitudes above the sea level in a region with $R_c \leq 1$ GV and $R_c \leq 2$ GV.

I. INTRODUCTION

The Earth is continuously hit by high energy nuclei of galactic origin, known as cosmic rays. They are the main source of ionization in the troposphere and stratosphere [1, 2]. The contribution of galactic cosmic rays (GCRs) to the atmospheric ionization is continuous with slight variation in time due to modulation effects in the Heliosphere. Occasionally solar energetic particles (SEPs) enter the Earth atmosphere, penetrate deep into in the atmosphere or even reach the surface, in a such way leading to ground level enhancements (GLEs). As a result they cause an excess of ionization, specifically over the polar caps [3, 4].

At the same time the possible effect of CR induced ionization on various atmospheric processes related to atmospheric chemistry and physics is debated over the last years. Recent findings suggest an apparent influence of cosmic rays on various atmospheric processes and electric circuit, as well as on minor constituents of the atmosphere [1, 5]. Up to present, in most of the proposed and debated models, the induced by CRs plays a key role. Therefore, study of the induced ionization by GLE particles during some strong events allows one to assess possible effects in enhanced mode.

Nowadays several models based on a full Monte Carlo simulation of the atmospheric cascade are proposed in order to assess the CR induced ionization [6, 7, 8]. All those models agreed within 10–20 % [2]. These full target models allow one to compute the ion production rate, accordingly ionization effect in the atmosphere during major GLEs as superposition of

the contribution of cosmic rays with galactic and solar origin [9, 10], to estimate the ion production rate in a whole atmosphere [11, 12] as well as the corresponding ionization effect [13, 14]. Here we present the results of computation of ion production rate and corresponding ionization effect relative to the average due to GCRs during the Halloween sequence of GLEs on October-November 2003 [15].

II. MODEL

Here we use model similar to [7], the full description given elsewhere [8, 16]. The ion production rate is given by:

$$q(h, \lambda_m) = \frac{1}{E_{ion}} \sum_i \int_{E_{cut}(R_c)}^{\infty} \int_{\Omega} D_i(E) \frac{\partial E(h, E)}{\partial h} \rho(h) dE d\Omega \quad (1)$$

where ∂E is the deposited energy in an atmospheric layer ∂h , h is the air overburden above a given altitude in the atmosphere expressed in g/cm^2 subsequently converted to altitude above the sea level (a.s.l.), $D_i(E)$ is the differential cosmic ray spectrum for a given component i , ρ is the atmospheric density in $g.cm^{-3}$, λ_m is the geomagnetic latitude, E is the initial energy of the incoming primary nuclei on the top of the atmosphere, Ω is the geometry factor - a solid angle and $E_{ion} = 35$ eV is the energy necessary for creation of an ion pair in air [17]. The integration is over the kinetic energy above $E_{cut}(R_c)$, which is defined by the

local rigidity cut-off R_c for a nuclei of type i at a given geographic location by the expression:

$$E_{cut,i} = \sqrt{\left(\frac{Z_i}{A_i}\right)^2 R_c^2 + E_0^2} - E_0 \quad (2)$$

where $E_0 = 0.938$ GeV/n is the proton's rest mass. Accordingly, for SEPs spectra in equation (1), which are considerably varying from event to event, we consider results derived on the basis of ground based measurements with neutron monitors. In this study, the propagation and interaction of high energy protons with the atmosphere are simulated with the PLANETOCOSMICS code [6] assuming a realistic atmospheric model NRLMSISE2000 considering seasonal influence [18, 19, 20]. PLANETOCOSMICS provides the energy loss and deposition by secondary CRs, necessary for the computations with Eq. (1). Therefore the model allows one to estimate the ion production rate, accordingly the ionization effect in a whole atmosphere.

III. ION PRODUCTION RATE DURING THE HALLOWEEN EVENTS

The extreme solar activity in October/November 2003 produced 3 GLEs, with onsets occurring on 28 October, 29 October, and on 2 November. The GLE on 28 October 2003 accompanied a large flare (4B, X17.2) occurred in the active region NOAA 10486. It occurred during significant interplanetary disturbance related to previously ejected coronal mass ejection (CME) on 26 October during a 3B/X1.2 flare in the active region AR10486. The Forbush decreases during the sequence of Halloween GLE events was explicitly considered i.e. the GCR flux reduce is taken into account. This is important because the ion production rate during major GLEs is a superposition of the contribution of galactic cosmic rays and GLE particles, which typically possess an essential anisotropic part. For the computation of ion production rate we assume the force field model of GCR spectrum [21, 22] with a solar modulation parameter according to [23]. For the GLE particles we consider compilation of SEP spectra based on neutron monitor reconstructions [24]. The ion production rates during the GLE 65 on 28 October 2003 in the polar, sub-polar (rigidity cut-off $R_c \leq 1$ GV) and high mid latitudes region (rigidity cut-off $R_c \leq 2$ GV) are presented in Fig.1

The computed ion production rate is significant during the initial and main phase of the event at the polar and sub-polar region with rigidity cut-off of about 1 GV, specifically in the low stratosphere (Fig. 1). The ion production rate remain important during the late phase of the event. In the region of high mid with rigidity cut-off of about 2 GV the ion

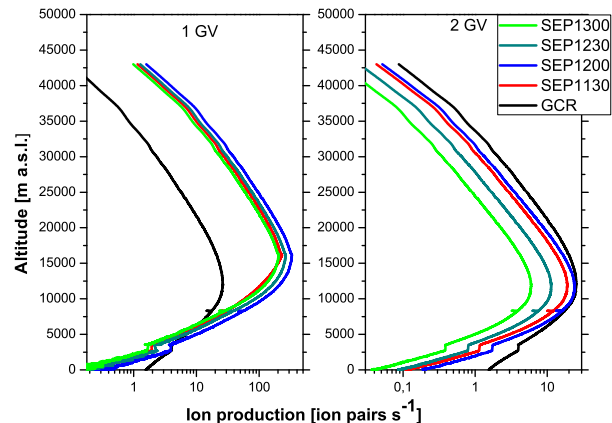


FIG. 1: Ion production rate during the GLE 65 on 28 October 2003 in the polar, sub-polar and high mid latitudes region with rigidity cut-off $R_c \leq 1$ GV, accordingly $R_c \leq 2$ GV

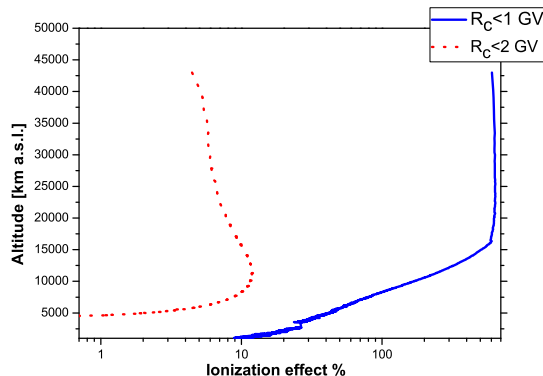


FIG. 2: Maximal ionization effect averaged over the event during GLE 65 on 28 October 2003 in the region with $R_c \leq 1$ GV and $R_c \leq 2$ GV

production is comparable to the average due to GCR. Moreover, at altitudes of about 10 km a.s.l. and below the ion production due to GCR is greater than SEPs, because of the rapidly falling spectra of the solar particles. According our estimation at low mid latitudes with rigidity cut-off of about 3 GV and greater, the ion production due to GCR dominates in the whole atmosphere throughout the event. The corresponding ionization effect relative to ionization due to average of GCR, averaged over the event is shown in Fig.2. The ionization effect is significant (about 200-300 %) and quasi-constant in a whole atmosphere, but low troposphere at the polar and sub-polar region with rigidity cut-off of about 1 GV. In the low stratosphere and troposphere the ionization effect rapidly diminish to about 20 %. In the region of mid latitudes the ionization effect is marginal in a whole atmosphere.

The second Halloween event occurred during a major Forbush decrease and was characterized with smaller increase of NM count rate. Therefore the reduced GCR flux is explicitly considered for the computation. In general this event was weaker than the GLE 65. In a similar way the ion production rate was computed. The computed ion production rates during the GLE 66 on 29 October 2003 in the polar, sub-polar (rigidity cut-off $R_c \leq 1$ GV) and high mid latitudes region (rigidity cut-off $R_c \leq 2$ GV) are presented in Fig.3.

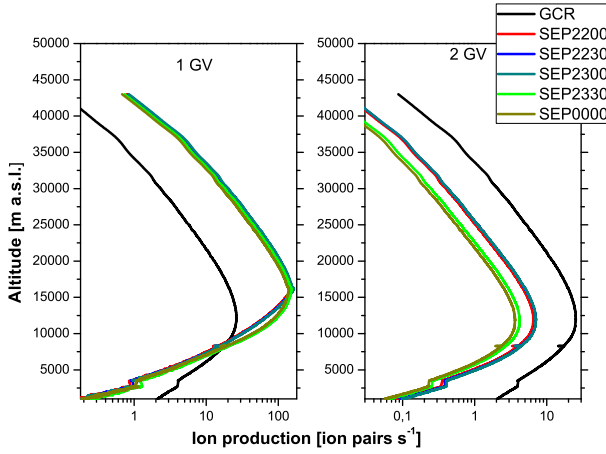


FIG. 3: Ion production rate during the GLE 59 on 28 October 2003 in the polar, sub-polar and high mid latitudes region with rigidity cut-off $R_c \leq 1$ GV, accordingly $R_c \leq 2$ GV

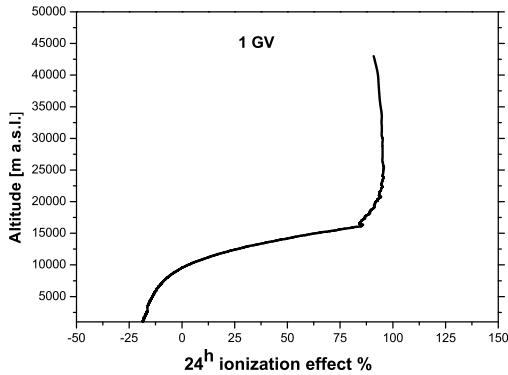


FIG. 4: Maximal ionization effect averaged over the event during GLE 66 on 29 October 2003 in the region with $R_c \leq 1$ GV

The reconstructed from NM data SEP spectra are relatively hard, resulting on significant ion production rate during the event (Fig.3). However, because the strong Forbush decrease and the smaller duration of the event, the corresponding ionization effect was not

as significant as in the previous case. The estimated ionization effect is about 90 %. In the troposphere it diminish to less than 20 %. The ionization effect is significant only in the polar and sub-polar region with rigidity cut-off of about 1 GV and marginal in the region of mid latitudes. ionization effect is marginal in a whole atmosphere.

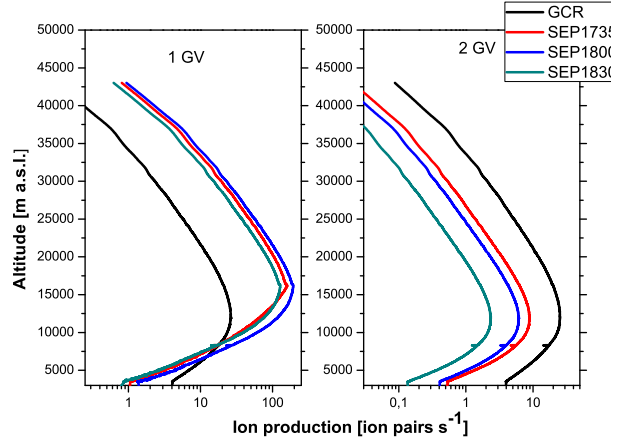


FIG. 5: Ion production rate during the GLE 67 on 2 November 2003 in the polar, sub-polar and high mid latitudes region with rigidity cut-off $R_c \leq 1$ GV, accordingly $R_c \leq 2$ GV

The GLE 67 event on 2 November 2003 was related to X8.3/2B solar flare. The event onset began at about 17:30 and 17:35 at several stations and the strongest NM increases was observed at South Pole (36.0 %). The computed ion production rates during the GLE 67 on 2 November 2003 in the polar, sub-polar (rigidity cut-off $R_c \leq 1$ GV) and high mid latitudes region (rigidity cut-off $R_c \leq 2$ GV) are presented in Fig.5. The ion production rate is significant during the whole event at the polar and sub-polar region with rigidity cut-off of about 1 GV, specifically in the low stratosphere. In the region of high mid latitudes with rigidity cut-off of about 2 GV the ion production is comparable to the average due to GCR.

IV. CONCLUSION

On the basis of SEP spectra derived from analysis of NM data and with a numerical model based on Monte Carlo simulations we compute the ion production rate and the corresponding effect during the sequence of Halloween GLE events of October/November 2003. It was shown that the ion production rate is significant during the initial and main phase of GLE 65 at the polar and sub-polar region. Accordingly the ionization effect in the polar and sub-polar regions of the Earth is significant for all events, the strongest during GLE 65. The effect is maximal in the region of the

Pfotzer maximum and diminish in the troposphere. In the region of high-middle latitudes, as well as in low-middle latitudes the ionization effect is considerable smaller.

Acknowledgments

This work was supported by the CoE ReSoLVE (project No. 272157) of the Academy of Finland.

V. REFERENCES

-
- [1] G. A. Bazilevskaya et al., “Cosmic ray induced ion production in the atmosphere”, *Space Science Reviews*, *137*, 149–173, 2008.
- [2] I.G. Usoskin et al., “Ionization of the Earth’s atmosphere by solar and galactic cosmic rays”, *Acta Geophysica*, *57*, 88–101, 2009.
- [3] I.G. Usoskin et al., “Ionization effect of solar particle GLE events in low and middle atmosphere”, *Atmospheric Chemistry and Physics*, *11*, 1979–1988, 2011.
- [4] A. Mishev et al., “Ionization effect of nuclei with solar and galactic origin in the earth atmosphere during GLE 69 on 20 January 2005”, *Journal of Atmospheric and Solar-Terrestrial Physics*, *89*, 1–7, 2013.
- [5] I. Mironova et al., “Energetic particle influence on the Earth’s atmosphere”, *Space Science Reviews*, *194*, 1–96, 2015.
- [6] L. Desorgher et al., “A GEANT 4 code for computing the interaction of cosmic rays with the Earth’s atmosphere”, *International Journal of Modern Physics A*, *20*, 6802–6804, 2005.
- [7] I.G. Usoskin and G.A. Kovaltsov, “Cosmic ray induced ionization in the atmosphere: Full modeling and practical applications”, *Journal of Geophysical Research*, *111*, D21206, 2006.
- [8] P.I.Y. Velinov et al., “Model for induced ionization by galactic cosmic rays in the Earth atmosphere and ionosphere”, *Advances in Space Research*, *44*, 1002–1007, 2009.
- [9] A. Mishev and P.I.Y. Velinov, “A Maverick GLE 70 in Solar Minimum. Calculations of Enhanced Ionization in the Atmosphere Due to Relativistic Solar Energetic Particles”, *Comptes rendus de l’Académie bulgare des Sciences*, *66*, 1457–1462, 2013.
- [10] A. Mishev and P.I.Y. Velinov, “Time evolution of ionization effect due to cosmic rays in terrestrial atmosphere during GLE 70”, *Journal of Atmospheric and Solar-Terrestrial Physics*, *129*, 78–86, 2015.
- [11] A. Mishev and P.I.Y. Velinov, “Contribution of Cosmic Ray Nuclei of Solar and Galactic Origin to Atmospheric Ionization during SEP Event on 20 January 2005”, *Comptes rendus de l’Académie bulgare des Sciences*, *65*, 373–380, 2012.
- [12] A. Mishev and P.I.Y. Velinov, “Ionization rate profiles due to solar and galactic cosmic rays during GLE 59 on Bastille day 14 July 2000”, *Comptes rendus de l’Académie bulgare des Sciences*, *68*, 359–366, 2015.
- [13] A. Mishev and P.I.Y. Velinov, “Determination of Medium Time Scale Ionization Effects at Various Altitudes in the Stratosphere and Troposphere During Ground Level Enhancement Due to Solar Cosmic Rays on 13.12.2006 (GLE 70)”, *Comptes rendus de l’Académie bulgare des Sciences*, *68*, 1425–1430, 2015.
- [14] A. Mishev and P.I.Y. Velinov, “Ionization Effect Due to Cosmic Rays during Bastille Day Event GLE 59 on Short and Mid Time Scales”, *Comptes rendus de l’Académie bulgare des Sciences*, *69*, 1479–1484, 2016.
- [15] A. Mishev et al., “Ion Production Rate Profiles in the Atmosphere due to Solar Energetic Particles on 28 October 2003 Obtained with CORSIKA 6.52 Simulations”, *Comptes rendus de l’Académie bulgare des Sciences*, *64*, 859–866, 2011.
- [16] A. Mishev and P.I.Y. Velinov, “Atmosphere Ionization Due to Cosmic Ray Protons Estimated with CORSIKA Code Simulations”, *Comptes rendus de l’Académie bulgare des Sciences*, *60*, 225–230, 2007.
- [17] H. Porter et al., “Efficiencies for production of atomic nitrogen and oxygen by relativistic proton impact in air”, *Journal of Chemical Physics*, *65*, 154–167, 1976.
- [18] J.M. Picone et al., “NRLMSISE-00 empirical model of the atmosphere: Statistical comparisons and scientific issues”, *Journal of Geophysical Research*, *107*, 1468, 2002.
- [19] A. Mishev and P.I.Y. Velinov, “Effects of atmospheric profile variations on yield ionization function Y in the atmosphere”, *Comptes rendus de l’Académie bulgare des Sciences*, *61*, 639–644, 2008.
- [20] A. Mishev and P.I.Y. Velinov, “Influence of hadron and atmospheric models on computation of cosmic ray ionization in the atmosphere-Extension to heavy nuclei”, *Journal of Atmospheric and Solar-Terrestrial Physics*, *120*, 111–120, 2014.
- [21] L. Gleeson and W. Axford, “Solar modulation of galactic cosmic rays”, *Astrophys. J.*, *154*, 1011–1026, 1968.
- [22] R. Caballero-Lopez and H. Moraal, “Limitations of the force field equation to describe cosmic ray modulation”, *J. Geophys. Res.*, *109*, A01101, 2004.
- [23] I. Usoskin et al., “Solar modulation parameter for cosmic rays since 1936 reconstructed from ground-based neutron monitors and ionization chambers”, *J. Geophys. Res.*, *116*, A02, 2011.
- [24] L. Miroshnichenko et al., “Relativistic nucleon and electron production in the 2003 October 28 solar event”, *J. Geophys. Res.*, *110*, A09S08, 2005.