

# The southern leading and trailing wraps of the Sagittarius tidal stream around the globular cluster Whiting 1

J. A. Carballo-Bello,<sup>1,2\*</sup> J. M. Corral-Santana<sup>1,3</sup>, D. Martínez-Delgado<sup>4</sup>,  
A. Sollima<sup>5</sup>, R. R. Muñoz<sup>6</sup>, P. Côté<sup>7</sup>, S. Duffau<sup>2,1</sup>, M. Catelan<sup>1,2</sup>, E. K. Grebel<sup>4</sup>

<sup>1</sup>*Instituto de Astrofísica, Facultad de Física, Pontificia Universidad Católica de Chile, Av. Vicuña Mackenna, 4860, 782-0436, Macul, Santiago, Chile*

<sup>2</sup>*Millennium Institute of Astrophysics, Santiago, Chile*

<sup>3</sup>*European Southern Observatory, Alonso de Córdova 3107, Casilla 19001, Santiago, Chile*

<sup>4</sup>*Astronomisches Rechen-Institut, Zentrum für Astronomie der Universität Heidelberg, Mönchhofstr. 12-14, D-69120 Heidelberg, Germany*

<sup>5</sup>*INAF Osservatorio Astronomico di Bologna, via Ranzani 1, I-40127 Bologna, Italy*

<sup>6</sup>*Departamento de Astronomía, Universidad de Chile, Camino El Observatorio 1515, Las Condes, Santiago, Chile*

<sup>7</sup>*National Research Council of Canada, Herzberg Astronomy and Astrophysics, Victoria, BC, V9E 2E7, Canada*

Accepted XXX. Received YYY; in original form ZZZ

## ABSTRACT

We present a study of the kinematics of 101 stars observed with VIMOS around Whiting 1, a globular cluster embedded in the Sagittarius tidal stream. The obtained velocity distribution shows the presence of two wraps of that halo substructure at the same heliocentric distance as that of the cluster and with well differentiated mean radial velocities. The most prominent velocity component seems to be associated with the trailing arm of Sagittarius with  $\langle v_r \rangle \sim -130 \text{ km s}^{-1}$ , which is consistent with the velocity of Whiting 1. This result supports that this globular cluster was formed in Sagittarius and recently accreted by the Milky Way. The second component with  $\langle v_r \rangle \sim 120 \text{ km s}^{-1}$  might correspond to the leading arm of Sagittarius, which has been predicted by numerical simulations but with no conclusive observational evidence of its existence presented so far. This detection of the old leading wrap of Sagittarius in the southern hemisphere may be used to confirm and further constrain the models for its orbit and evolution.

**Key words:** (Galaxy): halo – formation – globular clusters: individual

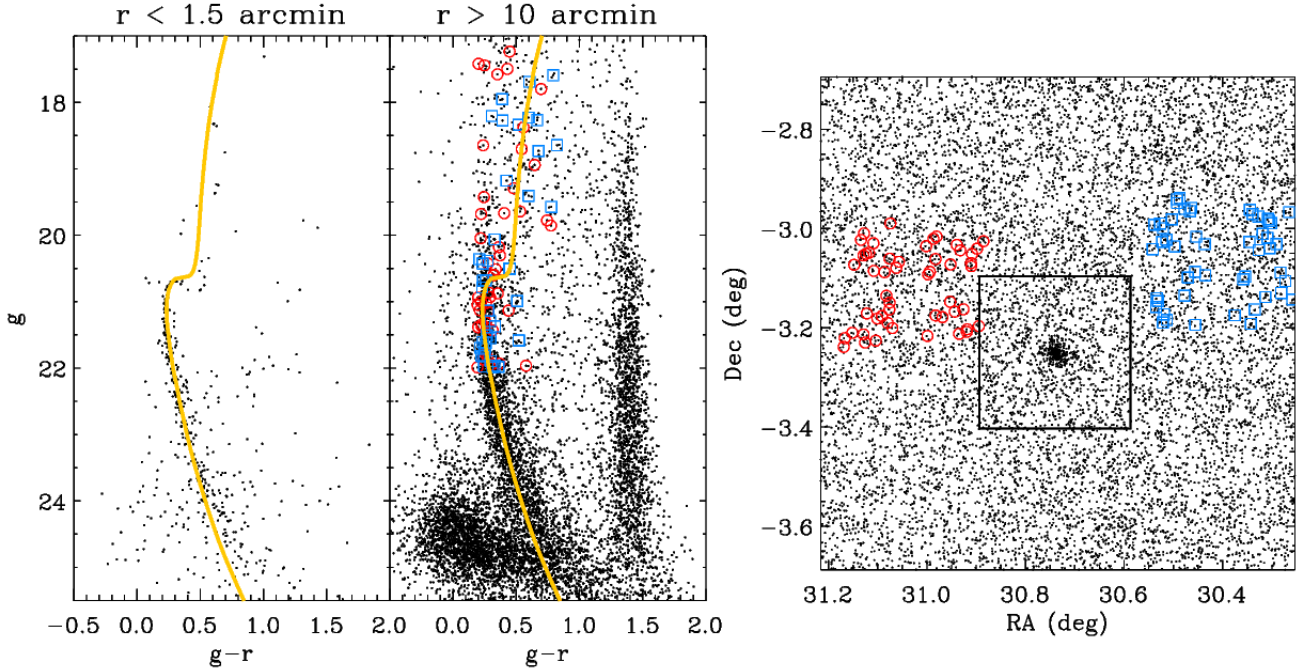
## 1 INTRODUCTION

The accretion of massive satellites is believed to have contributed to the formation of a significant fraction of galaxy haloes by transferring a large amount of gas, stars and globular clusters (GC). Compelling evidence for the latter comes from the GC systems of nearby galaxies (e.g., M 31), where a large fraction of their globulars seem to align with tidal streams (Mackey et al. 2010, 2013; Huxor et al. 2014; Veljanoski et al. 2014). As for the Milky Way, the accretion of GCs in the hierarchical formation scheme has been long proposed because of the existence of at least two distinct subgroups in the Galactic halo (e.g. Searle & Zinn 1978; Zinn 1993; Marín-Franch et al. 2009; Forbes & Bridges 2010; Leaman et al. 2013; Zaritsky et al. 2016).

The most pronounced accretion event in the Galaxy is

the one corresponding to the Sagittarius (Sgr; Ibata et al. 1994) dwarf spheroidal and its associated stellar structure, the so-called Sgr tidal stream (e.g. Martínez-Delgado et al. 2001; Newberg et al. 2002; Majewski et al. 2003; Belokurov et al. 2006; Koposov et al. 2012; Huxor & Grebel 2015). Given the spatial extent of that system, it seems likely that some of the Galactic GCs might have formed within Sgr and been later accreted by the Milky Way. Indeed, four GCs are immersed in the Sgr main body (M 54, Arp 2, Terzan 7 and Terzan 8; Da Costa & Armandroff 1995) and multiple Galactic halo GCs have been associated with the accreted galaxy (e.g. Dinescu et al. 2000; Bellazzini et al. 2002; Palma et al. 2002; Martínez-Delgado et al. 2002; Bellazzini et al. 2003; Carraro 2009; Forbes & Bridges 2010; Dotter et al. 2011; Sbordone et al. 2015). The total number of GCs likely associated with Sgr may reach  $\sim 20\%$  of the outer halo GC population at  $R_G > 10 \text{ kpc}$  (Bellazzini et al. 2003), and Law & Majewski (2010a) found 9 globulars compatible with the

\* E-mail: jcarballo@astro.puc.cl



**Figure 1.** *Left and middle panels:* Megacam CMDs corresponding to the stars in the catalog at distances  $r < 1.5$  arcmin and  $r > 10$  arcmin from the center of Whiting 1, respectively. The underlying MS observed in the middle panel is likely associated with the Sgr stream at the distance  $d_{\odot} \sim 30$  kpc as derived from isochrone fitting. The target stars in Fields 1 and 2 are displayed as red and blue circles, respectively. The yellow solid line corresponds to a  $t \sim 10$  Gyr and  $[\text{Fe}/\text{H}] \sim -1.5$  population. *Right panel:* distribution of the target stars around Whiting 1 using the same color code to identify the fields observed. The position of Whiting 1 is indicated by a  $10$  arcmin  $\times$   $10$  arcmin black square.

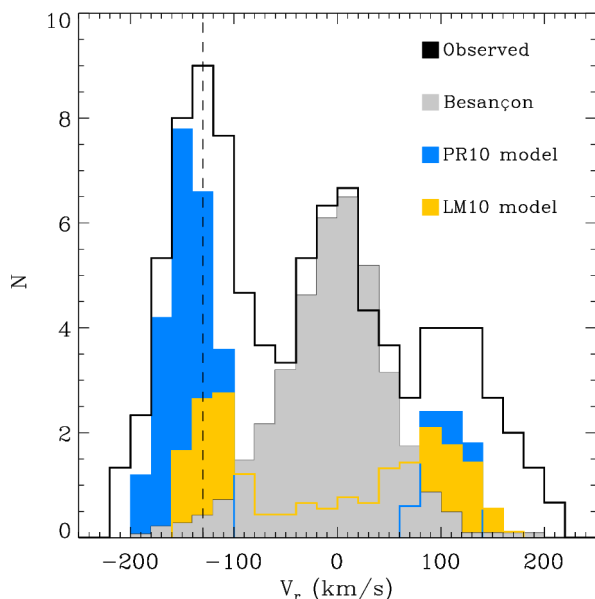
orbit of the stream predicted by their model (Law & Majewski 2010b, hereafter LM10). The systematic search for tidal streams in wide fields around GCs by Carballo-Bello et al. (2014, hereafter CB14) revealed more clusters surrounded by Sgr stars but often at different heliocentric distances. However, their search method cannot detect debris situated at closer distances in the plane of the Sgr orbit because of its lower surface brightness. A final conclusion about the extra-Galactic origin of these GCs requires the kinematic characterization both of the cluster and the underlying populations.

Whiting 1 is a 6 Gyr old Galactic GC that has been associated with Sgr because of its projected position, distance ( $d_{\odot} \sim 30$  kpc) and radial velocity ( $v_r \sim -130$  km s $^{-1}$ ), which are consistent with theoretical predictions for the stream in that region (Carraro et al. 2007; Law & Majewski 2010b; Koposov et al. 2012; Valcheva et al. 2015). Forbes & Bridges (2010) have shown that this cluster fits in the age-metallicity relation followed by other globulars associated with Sgr. In CB14, a prominent underlying population (likely Sgr-related) was unveiled around this cluster, at the same heliocentric distance and with the highest deviation from the synthetic Milky Way photometric models. In this work, we complete the study on the origin of Whiting 1 by including kinematic information for a sample of stream stars around the cluster.

## 2 OBSERVATIONS

For the selection of targets for spectroscopy, we have used in this work the photometric catalogs generated in a Megacam@CFHT and Megacam@Magellan survey of all outer Galactic halo satellites (R. R. Muñoz et al., in preparation). Figure 1 shows the Megacam CMD corresponding to Whiting 1 (left panel) and its surroundings (middle panel), where a well-populated main sequence (MS) in the latter confirms the presence of the Sgr tidal stream. The same isochrone from the Dotter et al. (2008) database used by CB14 ( $t = 10$  Gyr,  $[\text{Fe}/\text{H}] = -1.5$ ) is fitted to the Sgr population and we thus confirm that both cluster and stream are at a similar heliocentric distance of  $d_{\odot} \sim 30$  kpc. We selected targets in a box with  $0.2 < g-r < 0.8$  and  $14.7 < g < 21.9$  for stars with distances greater than 10 times the King (1962) tidal radius of Whiting 1 ( $r_t = 1$  arcmin, Carballo-Bello et al. 2012), including Sgr turn-off stars and bright foreground Milky Way stars as control targets. Two fields around Whiting 1 were selected for targeting based on the total number of slits placed when designing the masks, with a total number of 67 and 64 stars observed in the fields 1 and 2, respectively.

Spectroscopic observations have been performed using the Visible MultiObject Spectrograph (VIMOS) mounted at the 8.2 m Very Large Telescope (Cerro Paranal, Chile) during 8 hours in service mode. The mid-resolution grism and the filter GG475 allowed a spectral coverage from 5000 to 8000 Å with a resolution  $R = 580$ . Spectra are the result of combining 4 independent exposures of 1740 s with an average



**Figure 2.** Radial velocity distribution obtained for the sample of stars around Whiting 1 (black solid line). The grey area indicates the velocity distribution as predicted by the Besançon model for the same line-of-sight, while the blue and yellow areas represent the expected velocities for Sgr stars, according to PR10 and LM10 models, respectively. Note that the grey area has been scaled to match the central peak while the blue and yellow areas have been arbitrarily scaled for comparison with the results. The dashed vertical line indicates the radial velocity of the GC.

signal-to-noise ratio of 30, which have been extracted using the ESOREFLEX pipeline for VIMOS. The instrumental flexure was estimated by measuring the position of a few sky lines which were used to correct the individual spectra.

Radial velocities were derived by cross-correlating our normalized spectra with a list of templates smoothed to the resolution of our results. The sample of templates used was compiled by Pickles (1998) and we only considered MS or subgiant stars ranging from O to M spectral types in this procedure. The final radial velocity value was adopted from the template providing the better correlation coefficient. Radial velocities have been then corrected for the Earth motion relative to the heliocentric rest by using the IRAF task `rvcorrect`. The average error found was  $\sigma_{v_r} \sim 30 \text{ km s}^{-1}$ .

### 3 RESULTS AND DISCUSSION

The derived radial velocity distribution of the 101 target stars is shown in Figure 2. The histogram is constructed using a bin size of  $20 \text{ km s}^{-1}$  and the observed morphology remains similar when the parameters used to generate it are changed or only one of the fields is considered. Three different components are clearly distinguished in the velocity distribution with approximate mean velocities of  $v_r = -130, 0$  and  $120 \text{ km s}^{-1}$  in descending order of number of stars.

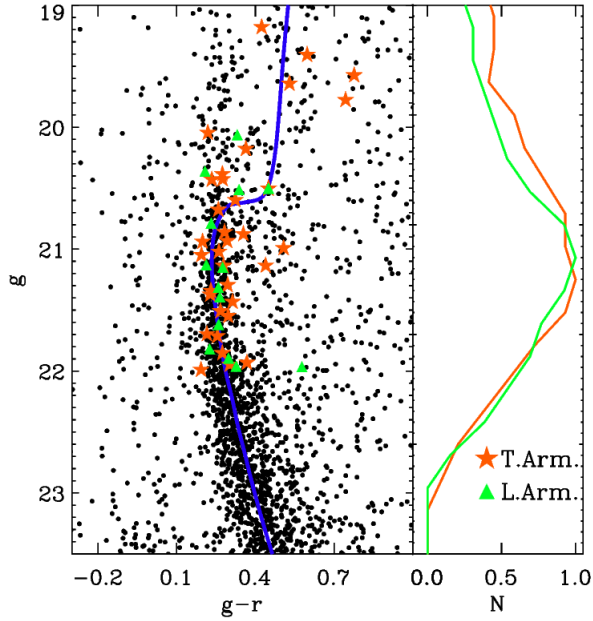
The inclusion of bright foreground stars as targets ensures the presence of Milky Way stars along that line-of-sight. We evaluate such a contribution by comparing our results with the velocity distribution predicted by the Besançon synthetic model (Robin et al. 2003). We performed 10

simulations using the default parameters for the position in the sky of Whiting 1 and for a solid angle of  $1 \text{ deg}^2$ . We only considered those synthetic stars in the same color-magnitude range as of our targets, and used the same step and window width. The comparison histogram results from the co-addition of the 10 synthetic distributions, and it was scaled to fit its maximum value to our results (see Figure 2). This procedure confirms that the bulk of stars at  $v_r \sim 0 \text{ km s}^{-1}$  is mostly composed of Milky Way stars, while the peaks at  $v_r = -130$  and  $120 \text{ km s}^{-1}$  represent excesses of stars not associated with any known Galactic population.

We derive velocity distributions from the (Peñarrubia et al. 2010, hereafter PR10) and LM10 models of the Sgr tidal stream along the line-of-sight of Whiting 1. We have selected in both cases all those model stars in an area of  $2 \text{ deg} \times 2 \text{ deg}$  around the cluster position and generated a histogram using the same bin and window sizes used to build the previous ones. We then arbitrarily scaled the distributions and overplotted the results in Figure 2. Both PR10 and LM10 predict 2 components of Sgr in that area of the sky with mean velocities  $\langle v_r \rangle \sim -130$  and  $\sim 115 \text{ km s}^{-1}$ . The position of these peaks are compatible with the ones derived from the velocity distribution of the target stars. According to the classification provided by these models, the bulk of Sgr stars around  $v_r \sim -130 \text{ km s}^{-1}$  might belong to the trailing arm of that halo substructure while the less significant peak might correspond to the leading arm. The mean heliocentric distance predicted by PR10 for both wraps in this area of the sky is  $d_\odot \sim 30 \text{ kpc}$ . On the other hand, LM10 predicts mean distances of  $d_\odot \sim 21 \text{ kpc}$  and  $\sim 28 \text{ kpc}$  for the leading and trailing arms, respectively.

The expected two sections of the Sgr tidal stream along the line-of-sight to Whiting 1 are evident in our spectroscopic results but not in the CMD shown in Figure 1. We analyze the distribution of target stars belonging to the Sgr components as a function of  $g$  by counting stars associated with the leading ( $-160 < v_r [\text{km s}^{-1}] < -100$ ) and trailing ( $90 < v_r [\text{km s}^{-1}] < 150$ ) arms with a bin size of  $\delta g = 0.1$ . Figure 3 shows the normalized distribution obtained for both populations and we are not able to determine a shift in the  $g$  band between the subsamples of target stars. This might indicate that the leading and trailing arms of Sgr are spatially coincident or have slightly different distances, making it difficult to distinguish the populations in the CMD. Therefore, our results are in good agreement with the predictions made by the PR10 model both for the position and the kinematics of the leading and trailing components of the Sgr tidal stream around Whiting 1.

According to the PR10 classification, target stars with radial velocities around  $v_r \sim 120 \text{ km s}^{-1}$  might be associated with an *old* component of the leading arm of Sagittarius, accreted a long time ago ( $> 2 \text{ Gyr}$ ). While the northern and southern trailing arms have been well characterized using different tracers such as RR Lyrae, blue horizontal branch, sub-giant branch and red clump stars (e.g. Koposov et al. 2012; Belokurov et al. 2014), the southern leading arm predicted both by PR10 and LM10, has remained undetected. This might be due to the coincidence of its projected path with that of the trailing arm or to its lower surface-brightness. Only tentative detections have been reported using alternative tracers such as carbon stars, with distances

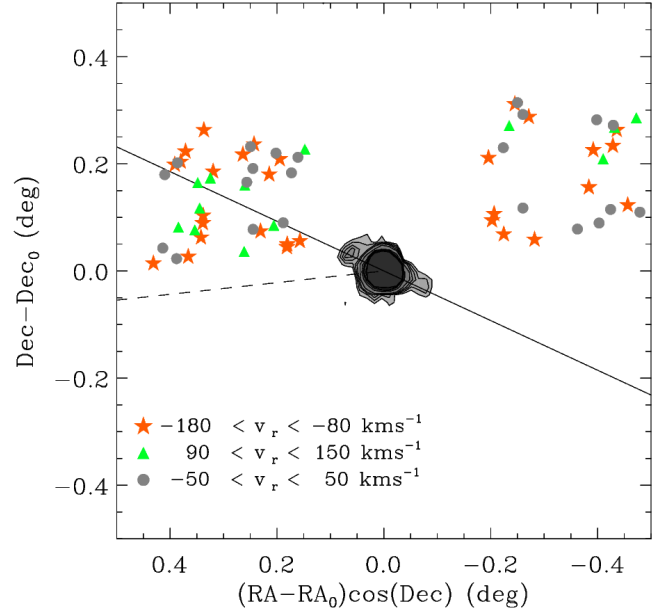


**Figure 3.** *Left:* CMD for stars beyond 10 arcmin from the center of Whiting 1. The positions in the diagram of stars belonging to the Sgr trailing and leading wraps are indicated as orange stars and green triangles, respectively. The blue isochrone corresponds to a  $t \sim 10$  Gyr and  $[\text{Fe}/\text{H}] \sim -1.5$  population. *Right:* normalized distribution of stars belonging to both arms as a function of  $g$  in the range  $19 < g < 23.5$  and following the same color code as in the left panel.

and velocities consistent with our results along that line-of-sight (Huxor & Grebel 2015).

Alternatively, the group of stars with positive radial velocities might belong to a different halo substructure. The Cetus Polar stream (Newberg et al. 2009; Yam et al. 2013) is located at a compatible heliocentric distance of  $d_{\odot} \sim 33$  kpc at its nearest point to Whiting 1. However, that substructure is crossing the sky at  $\ell \sim 140^{\circ}$  and presents a very low density of member stars to become such an important contribution in our velocity distribution. Additional streams or overdensities have not been reported in this line-of-sight, and so the Sgr tidal stream remains as the likely underlying population. This first spectroscopic detection of the leading arm of that tidal stream confirms one of the predictions made by the available Sgr models and could be used in the future to better constrain the complex orbit of the stream.

Once we have established the nature of the underlying population around Whiting 1, we include in our analysis the radial velocity measured for this cluster, set at  $v_r \sim -130.6 \pm 1.8 \text{ km s}^{-1}$  (Carraro et al. 2007). The distance and velocity of the trailing arm of Sgr is compatible with that of Whiting 1 (see Figure 2). According to PR10 model, that wrap is composed of stars stripped away during the last  $\sim 0.6$  Gyr, thus Whiting 1 was accreted by the Milky Way during the last passage of Sgr. Law & Majewski (2010a) proposed 5 GCs with a higher probability of belonging to the Sgr GC system (Arp 2, M 54, NGC 5634, Terzan 8 and Whiting 1) while other 4 clusters (Berkeley 29, NGC 5053, Pal 12 and Terzan 7) display a lower but still significant proba-



**Figure 4.** Density map generated for an area of  $1 \text{ deg} \times 1 \text{ deg}$  centered in the coordinates of Whiting 1  $[\text{RA}_0, \text{Dec}_0] = [30.73^{\circ}, -03.25^{\circ}]$ . Isodensity lines are drawn at levels of 3, 3.5, 4, 5, 7.5, 9, 10 and  $> 12$  times the mean background level. The solid line indicates the mean orbit of the Sgr tidal stream along that line-of-sight according to PR10, whereas the dashed line indicates the direction of the Milky Way center. The symbols indicating the position of target stars are color-coded according to the velocity ranges indicated in the legend.

bility. Among the most likely members, only NGC 5634 and Whiting 1 are far away from the Sgr core and both are associated with the trailing arm in the LM10 model. Although no underlying population was found at a compatible distance around NGC 5634 in CB14, the abundances derived by Sbordone et al. (2015) for this cluster are consistent with those of the main body of Sgr. Law & Majewski (2010a) also show that Whiting 1 is the second closest GC to the plane containing the orbit of Sgr, after M 54. Our observations support the scenario in which Whiting 1 was formed in the Sgr dwarf spheroidal and later deposited in the Galactic halo.

The minimum distances of the target stars from the center of Whiting 1 are 10 and 13 arcmin in fields 1 and 2, respectively, which ensure a low probability of including cluster stars. This is confirmed by the distribution of trailing and leading arm stars shown in Figure 4, where none of the populations seem to be clustered around Whiting 1. We also investigate the structure of the cluster searching for the signature of tidal tails in the CFHT photometry. We perform a matched-filter analysis of the distribution of stars associated with Whiting 1 following the procedure described in Rockosi et al. (2002). The density contours derived for the GC are shown in Figure 4, where the position of the target stars are also overplotted. Given the relative position of spectroscopic targets and cluster, we discard the presence of cluster members in our sample as the origin of the two-peak distribution observed. Interestingly, the cluster has a hint of elongations in opposite directions suggesting that the cluster has suf-



ferred severe tidal stripping. This was already suggested by the deviation from a King profile in the outermost parts of the cluster observed by Carraro et al. (2007). We have obtained a mean orbit of the Sgr tidal stream according to the PR10 predictions for the range  $130^\circ < \ell < 190^\circ$ . That mean orbit is overplotted in Figure 4 and the elongations emerging from the cluster seem to be aligned with the orbit of the stream. We interpret this result as new evidence of the likely association of Whiting 1 with the Sgr tidal stream.

#### 4 CONCLUSIONS

We have used VIMOS to derive radial velocities for a sample of 101 potential Sagittarius tidal stream members around the GC Whiting 1. Our velocity distribution shows the presence of two populations with mean radial velocities, which are consistent with the predictions made by numerical simulations for the stream in this area of the sky. Both components are found at the same heliocentric distance that of the cluster.

The most prominent peak with  $\langle v_r \rangle \sim -130$  is composed of stars associated with the trailing arm of Sagittarius. The radial velocity of Whiting 1, compatible with that of this wrap, and the elongation of the stellar density isopleth of cluster stars suggests that this GC was recently accreted by the Milky Way from the Sagittarius dwarf galaxy. The second component in the radial velocity distribution with  $\langle v_r \rangle \sim 120 \text{ km s}^{-1}$  seems to be associated with the leading arm of the Sagittarius tidal stream. This section of the stream, accreted a long time ago ( $> 2 \text{ Gyr}$ ), is predicted by all the available models for Sagittarius but no observational evidence has been reported to confirm its existence. This first detection of the leading arm of Sagittarius in the southern hemisphere will help future simulations to describe the overall structure of the tidal stream and impose new constraints to its orbit and the Milky Way accretion history.

#### ACKNOWLEDGEMENTS

We warmly thank the anonymous referee for his/her helpful comments and suggestions. We acknowledge financial support to CONICYT-Chile FONDECYT Postdoctoral Fellowships 3160502 (JAC-B) and 3140310 (JMC-S). JAC-B and MC received support from the Ministry for the Economy, Development, and Tourism's Programa Iniciativa Científica Milenio through grant IC120009, awarded to the Millennium Institute of Astrophysics (MAS) and from CONICYT's PCI program through grant DPI20140066. DMD and EKG acknowledge funding from Sonderforschungsbereich SFB 881 "The Milky Way System" (subproject A2) of the German Research Foundation (DFG). Based on data products from observations made with ESO Telescopes at the La Silla Paranal Observatory under ESO programme ID 091.D-0446(D). Partially based on observations obtained at the CFHT, which is operated by the National Research Council of Canada, the Institut National des Sciences de l'Univers of the Centre National de la Recherche Scientifique of France, and the University of Hawaii. Thanks to M. D. Mora for his help with the radial velocity determination and to V. Belokurov and S. Koposov for their useful comments.

#### REFERENCES

- Bellazzini M., Ferraro F. R., Ibata R., 2002, *AJ*, 124, 915  
 Bellazzini M., Ferraro F. R., Ibata R., 2003, *AJ*, 125, 188  
 Belokurov V., Evans N. W., Irwin M. J., Hewett P. C., Wilkinson M. I., 2006, *ApJL*, 637, L29  
 Belokurov et al. 2014, *MNRAS*, 437, 116  
 Carballo-Bello J. A., Gieles M., Sollima A., Koposov S., Martínez-Delgado D., Peñarrubia J., 2012, *MNRAS*, 419, 14  
 Carballo-Bello J. A., Sollima A., Martínez-Delgado D., Pila-Díez B., Leaman R., Fliri J., Muñoz R. R., Corral-Santana J. M., 2014, *MNRAS*, 445, 2971  
 Carraro G., 2009, *AJ*, 137, 3809  
 Carraro G., Zinn R., Moni Bidin C., 2007, *A&A*, 466, 181  
 Da Costa G. S., Armandroff T. E., 1995, *AJ*, 109, 2533  
 Dinescu D. I., Majewski S. R., Girard T. M., Cudworth K. M., 2000, *AJ*, 120, 1892  
 Dotter A., Chaboyer B., Jevremović D., Kostov V., Baron E., Ferguson J. W., 2008, *ApJS*, 178, 89  
 Dotter A., Sarajedini A., Anderson J., 2011, *ApJ*, 738, 74  
 Forbes D. A., Bridges T., 2010, *MNRAS*, 404, 1203  
 Huxor A. P., Grebel E. K., 2015, *MNRAS*, 453, 2653  
 Huxor et al. 2014, *MNRAS*, 442, 2165  
 Ibata R. A., Gilmore G., Irwin M. J., 1994, *Nat.*, 370, 194  
 King I., 1962, *AJ*, 67, 471  
 Koposov et al. 2012, *ApJ*, 750, 80  
 Law D. R., Majewski S. R., 2010a, *ApJ*, 718, 1128  
 Law D. R., Majewski S. R., 2010b, *ApJ*, 714, 229  
 Leaman R., VandenBerg D. A., Mendel J. T., 2013, *MNRAS*, 436, 122  
 Mackey et al. 2010, *ApJL*, 717, L11  
 Mackey et al. 2013, *MNRAS*, 429, 281  
 Majewski S. R., Skrutskie M. F., Weinberg M. D., Ostheimer J. C., 2003, *ApJ*, 599, 1082  
 Marín-Franch et al. 2009, *ApJ*, 694, 1498  
 Martínez-Delgado D., Aparicio A., Gómez-Flechoso M. Á., Carrera R., 2001, *ApJL*, 549, L199  
 Martínez-Delgado D., Zinn R., Carrera R., Gallart C., 2002, *ApJL*, 573, L19  
 Newberg H. J., Yanny B., Willett B. A., 2009, *ApJL*, 700, L61  
 Newberg et al. 2002, *ApJ*, 569, 245  
 Palma C., Majewski S. R., Johnston K. V., 2002, *ApJ*, 564, 736  
 Peñarrubia J., Belokurov V., Evans N. W., Martínez-Delgado D., Gilmore G., Irwin M., Niederste-Ostholt M., Zucker D. B., 2010, *MNRAS*, 408, L26  
 Pickles A. J., 1998, *PASP*, 110, 863  
 Robin A. C., Reylé C., Derrière S., Picaud S., 2003, *A&A*, 409, 523  
 Rockosi et al. 2002, *AJ*, 124, 349  
 Sbordone et al. 2015, *A&A*, 579, A104  
 Searle L., Zinn R., 1978, *ApJ*, 225, 357  
 Valcheva A. T., Ovcharov E. P., Lalova A. D., Nedialkov P. L., Ivanov V. D., Carraro G., 2015, *MNRAS*, 446, 730  
 Veljanoski et al. 2014, *MNRAS*, 442, 2929  
 Yam W., Carlin J. L., Newberg H. J., Dumas J., O'Malley E., Newby M., Martin C., 2013, *ApJ*, 776, 133  
 Zaritsky D., Crnojević D., Sand D. J., 2016, *ApJL*, 826, L9  
 Zinn R., 1993, in G. H. Smith & J. P. Brodie ed., *The Globular Cluster-Galaxy Connection Vol. 48 of Astronomical Society of the Pacific Conference Series, The Galactic Halo Cluster Systems: Evidence for Accretion*. p. 38

This paper has been typeset from a  $\text{\TeX}/\text{\LaTeX}$  file prepared by the author.