

Equivariant Versions of Odd Number Theorem

Edward Hooton* Pavel Kravets* Dmitrii Rachinskii*

Abstract

We consider the problem of stabilization of unstable periodic solutions to autonomous systems by the non-invasive delayed feedback control known as Pyragas control method. The Odd Number Theorem imposes an important restriction upon the choice of the gain matrix by stating a necessary condition for stabilization. In this paper, the Odd Number Theorem is extended to equivariant systems. We assume that both the uncontrolled and controlled systems respect a group of symmetries. Two types of results are discussed. First, we consider rotationally symmetric systems for which the control stabilizes the whole orbit of relative periodic solutions that form an invariant two-dimensional torus in the phase space. Second, we consider a modification of the Pyragas control method that has been recently proposed for systems with a finite symmetry group. This control acts non-invasively on one selected periodic solution from the orbit and targets to stabilize this particular solution. Variants of the Odd Number Limitation Theorem are proposed for both above types of systems. The results are illustrated with examples that have been previously studied in the literature on Pyragas control including a system of two symmetrically coupled Stewart-Landau oscillators and a system of two coupled lasers.

Keywords: Stabilization of periodic orbits, Pyragas control, delayed feedback, S^1 -equivariance, finite symmetry group.

1 Introduction

Stabilization of unstable periodic solutions is an important problem in applied nonlinear sciences. An elegant method suggested by Pyragas [12] is to introduce delayed feedback with the delay equal, or close, to the period T of the target unstable periodic solution $x^*(t)$ to the uncontrolled system $\dot{x}(t) = f(t, x(t))$. This feedback control is typically linear, and the controlled system has the form

$$\dot{x}(t) = f(t, x(t)) + K(x(t-T) - x(t)), \quad x \in \mathbb{R}^n, \quad (1)$$

where K is an $n \times n$ gain matrix. Since the explicit form of the target cycle is not required this method is easy to implement and widely applicable [13, 18, 19].

*Department of Mathematical Sciences, The University of Texas at Dallas, TX, USA

Pyragas control is often referred to as *non-invasive*, since $x^*(t)$ is an exact solution of both the uncontrolled and controlled systems if the delay exactly equals the period of x^* . The question is how to choose the gain matrix K to ensure that x^* is a stable solution of (1).

Certain limitations to the method of Pyragas are known. It was proved in [8] that if f depends explicitly on t and the target periodic solution x^* of the uncontrolled non-autonomous system is hyperbolic with an odd number of real Floquet multipliers greater than one, then for any choice of K , the function x^* is an *unstable* solution of (1). In [6], this theorem was modified to deal with the case of autonomous systems

$$\dot{x}(t) = f(x(t)) + K(x(t-T) - x(t)). \quad (2)$$

In this case, the theorem provides necessary conditions on the control matrix K to allow stabilization of an unstable hyperbolic cycle x^* of the autonomous system

$$\dot{x}(t) = f(x(t)). \quad (3)$$

These necessary conditions can be used as a guide when constructing the gain matrix K .

In this paper, we consider systems (3), which respect some symmetry. Periodic solutions (cycles) of such systems naturally come in group theoretic orbits, hence there are multiple cycles with the same period. This complicates the applicability of Pyragas control because the control acts non-invasively on all those cycles. In particular, for systems with a continuous group of symmetries, a connected continuum of cycles, which all have the same period, is generic. The cycles that form the continuum are not hyperbolic and hence do not satisfy conditions of theorems from [6, 8].

On the other hand, a modification of Pyragas control was proposed in [4] for systems with a finite group of symmetries in order to make the control non-invasive only on one selected target cycle, which has been chosen for stabilization. The symmetry of a cycle x^* is described by a collection of pairs (A_g, T_g) where $A_g \in \text{GL}(n)$ and T_g is a rational fraction of the period of x^* . The symmetry is expressed by the property that

$$A_g x^*(t) = x^*(t + T_g) \quad (4)$$

for all the pairs (A_g, T_g) . To stabilize x^* , it was suggested in [15] to modify (2) by selecting one particular g and introducing control as follows:

$$\dot{x}(t) = f(x(t)) + K(A_g x(t - T_g) - x(t)). \quad (5)$$

In [1, 4, 11] this type of control was applied to stabilize small amplitude cycles born via a Hopf bifurcation, while in [17] analysis of the stability of large amplitude cycles was done by exploiting the additional S^1 symmetry of Stewart-Landau oscillators.

In this paper, we extend the odd-number limitation type results considered in [6] to treat the case when control of the form (5) is applied to a system with a

finite group of symmetries (Section 2); and, the case when the standard Pyragas control such as in (2) is applied to a target cycle, which is not hyperbolic, because the system is S^1 -symmetric (Section 3). Analytical results are illustrated with examples.

2 Modified Pyragas control of systems with finite symmetry group

2.1 Necessary condition for stabilization

Suppose that system (11) has a periodic solution x^* with period T . Assume that this system respects some group of symmetries, and for one particular g relation (4) holds. We denote by $\Phi(t)$ the fundamental matrix of the linearization

$$\dot{y} = B(t)y, \quad B(t) := Df_x(x^*(t)), \quad (6)$$

of system (11) near $x^*(t)$, where Df_x denotes the Jacobi matrix of f . Condition (4) implies that

$$A_g^{-1}\Phi(T_g)\psi(0) = \psi(0), \quad \psi(t) := \dot{x}^*(t), \quad (7)$$

i.e. the matrix $A_g^{-1}\Phi(T_g)$ has an eigenvalue 1. We assume that

$$(H_1) \quad 1 \text{ is a simple eigenvalue for the matrix } A_g^{-1}\Phi(T_g).$$

Following [14], we introduce a modified Pyragas control as in (5), where we assume that

$$KA_g = A_gK. \quad (8)$$

This commutativity property can be a natural restriction on feasible controls. For example, it is typical of laser systems. On the other hand, gain matrices, which are simple enough to allow for efficient analysis of stability of the controlled equation (5), also usually satisfy condition (8) (cf. [11, 16]).

Let D' denote the transpose of a matrix D . Using (H_1) , denote by ψ^\dagger the normalized adjoint eigenvector with the eigenvalue 1 for the matrix $[A_g^{-1}\Phi(T_g)]'$:

$$[A_g^{-1}\Phi(T_g)]'\psi_0^\dagger = \psi_0^\dagger; \quad \psi_0^\dagger \cdot \psi(0) = 1,$$

where dot denotes the standard scalar product in \mathbb{R}^n . Furthermore, denote by $\psi^\dagger(t)$ the solution of the initial value problem

$$\dot{y} = -B'(t)y; \quad y(0) = \psi_0^\dagger.$$

Since the fundamental matrix of system $\dot{y} = -B'(t)y$ is $(\Phi^{-1}(t))'$,

$$\psi^\dagger(t) = (\Phi^{-1}(t))'\psi_0^\dagger. \quad (9)$$

Note that relation (4) implies

$$A_g \psi(t) = \psi(t + T_g); \quad A'_g \psi^\dagger(t) = \psi^\dagger(t - T_g).$$

Finally denote by N the number of real eigenvalues μ of the matrix $A_g^{-1} \Phi(T_g)$, which satisfy $\mu > 1$.

Theorem 2.1 *Assume that conditions (H_1) and (8) hold. Let*

$$(-1)^N \left(1 + \int_0^{T_g} \psi^\dagger(t) \cdot K \psi(t) dt \right) < 0. \quad (10)$$

Then, $x^(t)$ is an unstable periodic solution of the controlled system (5).*

Hence, the inequality opposite to (10) is a necessary condition for stabilization of the periodic solution x^* . This necessary condition restricts the choice of the gain matrix K .

2.2 Example

As an illustrative example of Theorem 2.1 we consider the system of two identical diffusely coupled Landau oscillators described in complex form by

$$\begin{aligned} \dot{z}_1 &= (\alpha + i + \gamma|z_1|^2)z_1 + a(z_2 - z_1), \\ \dot{z}_2 &= (\alpha + i + \gamma|z_2|^2)z_2 + a(z_1 - z_2) \end{aligned} \quad (11)$$

with $z_1, z_2 \in \mathbb{C}$. Here α and $a > 0$ are real parameters while γ is a complex parameter with $\text{Re } \gamma > 0$. When α is treated as a bifurcation parameter, this system undergoes two sub-critical Hopf bifurcations, the first at $\alpha = 0$ giving rise to a fully synchronized branch of solutions and the second at $\alpha = 2a$ giving rise to an anti-phase branch. The anti-phase branch is defined for $\alpha < 2a$ and is given explicitly by the formula

$$z_1^*(t) = -z_2^*(t) = r(\alpha)e^{i\omega(\alpha)t}, \quad (12)$$

where $r = r(\alpha) := \sqrt{(2a - \alpha)/\text{Re } \gamma}$ and $\omega = \omega(\alpha) := 1 + r^2(\alpha)\text{Im } \gamma$. In [4] this branch was stabilized by introducing equivariant Pyragas control to system (11) in the following way:

$$\begin{aligned} \dot{z}_1 &= (\alpha + i + \gamma|z_1|^2)z_1 + a(z_2 - z_1) + b(z_2(t - \pi/\omega) - z_1), \\ \dot{z}_2 &= (\alpha + i + \gamma|z_2|^2)z_2 + a(z_1 - z_2) + b(z_1(t - \pi/\omega) - z_2) \end{aligned} \quad (13)$$

with a complex gain parameter b . To study stability of the anti-phase branch close to the bifurcation point in system (13), linear stability analysis of the origin combined with explicit knowledge of the branch made it possible to find sufficient conditions under which for some interval of α sufficiently close to $2a$ the branch is stable.

Due to the simple nature of the Landau oscillator, explicit computation of the fundamental matrix of the linearization of system (11) near the solution (12) allows us to compute expression (10). This gives us the following necessary condition for stabilization of any of the anti-phase cycles (12):

$$1 + \pi \frac{\operatorname{Re} \gamma \operatorname{Re} b + \operatorname{Im} \gamma \operatorname{Im} b}{\omega \operatorname{Re} \gamma} < 0. \quad (14)$$

At the point $\alpha = 2a$, $\omega = 1$, this coincides with formula (6.10) from [4] which, together with other conditions, defines the stability domain for small periodic orbits. In particular, for a fixed gain parameter b , condition (14) provides an upper bound for the interval of α where the anti-phase cycle is stable.

2.3 Proof of Theorem 2.1

Linearizing system (5) near x^* gives

$$\dot{y}(t) = B(t)y(t) + K(A_g y(t - T_g) - y(t)). \quad (15)$$

To prove that x^* is an unstable periodic solution of (5) we will show that system (15) has a solution

$$y_\mu^*(t) = \mu^{t/T_g} p(t), \quad A_g p(t - T_g) = p(t) \quad (16)$$

with $\mu > 1$, where the relation $A_g p(t - T_g) = p(t)$ ensures that p is periodic. It is easy to see that if the ordinary differential system

$$\dot{y} = (B(t) + (\mu^{-1} - 1)K) y \quad (17)$$

has a solution y_μ of type (16), then y_μ is also a solution of (15). Denote by $\Psi_\mu(t)$ the fundamental matrix of (17).

Lemma 2.2 *If for some $\mu > 1$ the matrix $A_g^{-1} \Psi_\mu(T_g)$ has the eigenvalue μ , then system (17) has a solution of type (16) and hence the periodic solution x^* of (5) is unstable.*

The proof of this lemma is presented in the next subsection. In order to use Lemma 2.2, we consider the characteristic polynomial

$$F(\mu) := \det(\mu \mathbb{I}d - A_g^{-1} \Psi_\mu(T_g))$$

of the matrix $A_g^{-1} \Psi_\mu(T_g)$. Observe that equation (17) with $\mu = 1$ coincides with (6), hence $\Psi_1 = \Phi$ and therefore condition (H_1) implies $F(1) = 0$. We are going to show that relation (10) implies

$$F(1 + \varepsilon) < 0, \quad 0 < \varepsilon \ll 1. \quad (18)$$

Since $F(\mu) \rightarrow +\infty$ as $\mu \rightarrow +\infty$, relation (18) implies that F has a root $\mu > 1$ and therefore the conclusion of Theorem 2.1 follows from (18) by Lemma 2.2.

Setting $\mu = 1 + \varepsilon$ and $t = T_g$ in the identity

$$\Psi_\mu(t) = \Phi(t) \left(\text{Id} + (\mu^{-1} - 1) \int_0^t \Phi^{-1}(s) K \Psi_\mu(s) ds \right)$$

and using the fact that $\Psi_{1+\varepsilon}(T_g) = \Phi(T_g) + O(\varepsilon)$, we obtain the expansion

$$\Psi_{1+\varepsilon}(T_g) = \Phi(T_g) (\text{Id} - \varepsilon Q) + O(\varepsilon^2), \quad Q := \int_0^{T_g} \Phi^{-1}(t) K \Phi(t) dt.$$

Therefore,

$$F(1 + \varepsilon) = \det (\text{Id} - A_g^{-1} \Phi(T_g) + \varepsilon (\text{Id} + A_g^{-1} \Phi(T_g) Q)) + O(\varepsilon^2). \quad (19)$$

Let us denote by L the transition matrix to a basis in which the matrix $A_g^{-1} \Phi(T_g)$ assumes the Jordan form and agree that $\psi(0)$ is the first vector of this basis (cf. (7)), i.e.

$$L e_1 = \psi(0), \quad e_1 := (1, 0, \dots, 0)' \in \mathbb{R}^n. \quad (20)$$

In this basis, the matrix $\text{Id} - L^{-1} A_g^{-1} \Phi(T_g) L$ has the Jordan structure with the diagonal entries $0, 1 - \mu_2, 1 - \mu_3, \dots, 1 - \mu_n$, where μ_k are the eigenvalues of $A_g^{-1} \Phi(T_g)$ different from the simple eigenvalue 1. With this notation, formula (19) implies

$$F(1 + \varepsilon) = \varepsilon M_{11} \prod_{k=2}^n (1 - \mu_k) + O(\varepsilon^2), \quad (21)$$

where

$$M := \text{Id} + L^{-1} A_g^{-1} \Phi(T_g) Q L; \quad M_{11} = e_1 \cdot M e_1. \quad (22)$$

Formula (20) implies that $(L^{-1})' e_1 = \psi_0^\dagger$, hence

$$e_1 \cdot L^{-1} Q L e_1 = \int_0^{T_g} \psi_0^\dagger \cdot \Phi^{-1}(t) K \Phi(t) \psi(0) dt.$$

Combining this with (20) and $\psi(t) = \Phi(t) \psi(0)$, we obtain

$$e_1 \cdot L^{-1} Q L e_1 = \int_0^{T_g} \psi^\dagger(t) K \psi(t) dt.$$

Since the first row of the matrix $L^{-1} A_g^{-1} \Phi(T_g) L$ is $(e_1)' = (1, 0, \dots, 0)$, we see from (31) that

$$M_{11} = 1 + e_1 \cdot L^{-1} Q L e_1 = 1 + \int_0^{T_g} \psi^\dagger(t) K \psi(t) dt.$$

Hence (30) implies

$$\text{sgn } F(1 + \varepsilon) = (-1)^N \left(1 + \int_0^{T_g} \psi^\dagger(t) K \psi(t) dt \right),$$

where N is the number of eigenvalues μ_k satisfying $\mu_k > 1$. Thus, formula (10) indeed implies (18).

2.4 Proof of Lemma 2.2

Let us denote

$$C(t) := B(t) + (\mu^{-1} - 1)K.$$

The main ingredient for the proof is the identity

$$C(t + T_g) = A_g C(t) A_g^{-1},$$

which is a simple consequence of the facts that $Df(A_g x) = A_g Df(x) A_g^{-1}$, $x^*(t + T_g) = A_g x^*(t)$, and $A_g K = K A_g$.

To complete the proof denote by ν the eigenvector of $A_g^{-1} \Psi_\mu$ with the eigenvalue μ and consider the solution $y_0(t)$ of (17) with $y_0(0) = \nu$. It is clear that $y_0(t + T_g)$ satisfies the initial value problem

$$\begin{cases} \dot{y}_1 = C(t + T_g) y_1 = A_g C(t) A_g^{-1} y_1, \\ y_1(0) = \Psi(T_g) \nu. \end{cases} \quad (23)$$

By the change of variables $y_2 = A_g^{-1} y_1$, we can see that the solution of (23) is given by

$$y_0(t + T_g) = y_1(t) = A_g \Psi(t) A_g^{-1} \Psi(T_g) \nu.$$

However by assumption $A_g^{-1} \Psi(T_g) \nu = \mu \nu$, hence

$$y_0(t + T_g) = \mu A_g \Psi(t) \nu = \mu A_g y_0(t),$$

which proves the lemma.

3 Pyragas control of systems with S^1 spatial symmetry

3.1 Necessary condition for stabilization

Suppose that equation (11) is S^1 -equivariant:

$$f(e^{\theta J} x) = e^{\theta J} f(x) \quad (24)$$

for all $\theta \in \mathbb{R}$, $x \in \mathbb{R}^N$, where the skew-symmetric non-zero matrix J satisfies $e^{2\pi J} = \text{Id}$. We assume that (11) has a periodic solution $x^*(t)$ of a period T , which is not a relative equilibrium. Hence, equation (11) has an orbit of T -periodic non-stationary solutions $e^{\theta J} x^*(t + \tau)$ with arbitrary θ, τ . Therefore, the linearization (6) has two linearly independent zero modes (periodic solutions):

$$\psi_1(t) = \dot{x}^*(t), \quad \psi_2(t) = J x^*(t) \quad (25)$$

with the Floquet multiplier 1. We additionally assume that

(H₂) The eigenvalue 1 of the monodromy matrix $\Phi(T)$ of system (6) has multiplicity exactly 2.

Then, there are two adjoint eigenfunctions (periodic solutions of equation $\dot{y} = -B(t)y$) that can be normalized as follows:

$$\psi_1^\dagger(t) \cdot \psi_1(t) = \psi_2^\dagger(t) \cdot \psi_2(t) \equiv 1, \quad \psi_1^\dagger(t) \cdot \psi_2(t) = \psi_2^\dagger(t) \cdot \psi_1(t) \equiv 0. \quad (26)$$

Theorem 3.1 *Assume that condition (H_2) holds. Let*

$$(-1)^N ((1 + c_{11})(1 + c_{22}) - c_{12}c_{21}) < 0, \quad (27)$$

where N is the number of real eigenvalues μ of the monodromy matrix $\Phi(T)$, which satisfy $\mu > 1$, and

$$c_{ij} = \int_0^T \psi_i^\dagger(t) \cdot K\psi_j(t) dt. \quad (28)$$

Then, $x^*(t)$ is an unstable periodic solution of the controlled system (1).

3.2 Proof of Theorem 3.1

Up to the asymptotic expansion (19) the proof of Theorem 3.1 is a modification of the proof of Theorem 2.1 where A_g is replaced by the identity matrix \mathbb{Id} and T_g is replaced by T . In this case, the counterpart of relation (19) is given by

$$F(1 + \varepsilon) = \det \left(\mathbb{Id} - \Phi(T) + \varepsilon \left(\mathbb{Id} + \Phi(T) \int_0^T \Phi^{-1}(t)K\Phi(t) dt \right) + O(\varepsilon^2) \right). \quad (29)$$

We again denote by L the transition matrix to a basis in which the matrix $\Phi(T)$ assumes the Jordan form and agree that $\psi_1(0)$ and $\psi_2(0)$ are the first and second vector of this basis (cf. (25)), i.e.

$$\begin{aligned} Le_1 &= \psi_1(0), & e_1 &:= (1, 0, \dots, 0)' \in \mathbb{R}^n, \\ Le_2 &= \psi_2(0), & e_2 &:= (0, 1, \dots, 0)' \in \mathbb{R}^n. \end{aligned}$$

In this basis, the matrix $\mathbb{Id} - L^{-1}\Phi(T)L$ has the Jordan structure with the diagonal entries $0, 0, 1 - \mu_3, \dots, 1 - \mu_n$, where μ_k are the eigenvalues of $\Phi(T)$, which are different from 1. With this notation, formula (29) implies

$$F(1 + \varepsilon) = \varepsilon^2 (M_{11}M_{22} - M_{12}M_{21}) \prod_{k=3}^n (1 - \mu_k) + O(\varepsilon^3), \quad (30)$$

where

$$M := \mathbb{Id} + L^{-1}\Phi(T) \left(\int_0^T \Phi^{-1}(t)K\Phi(t) dt \right) L; \quad M_{ij} = e_i \cdot Me_j. \quad (31)$$

The same argument as in the proof of Theorem 2.1 shows that

$$\text{sgn } F(1 + \varepsilon) = (-1)^N ((1 + c_{11})(1 + c_{22}) - c_{12}c_{21}),$$

where c_{ij} is defined by (28). Combining this with the case of Lemma 2.2 where $A_g = \mathbb{Id}$ and $T_g = T$, and the fact that $F(\mu) \rightarrow +\infty$ as $\mu \rightarrow +\infty$ completes the proof.

3.3 Example

In order to illustrate Theorem 3.1, we consider a model of two coupled lasers, see for example [23]. In dimensionless form, the rate equations describing this system can be written as

$$\dot{E}_1 = i\delta E_1 + (1 + i\alpha)N_1 E_1 + \eta e^{-i\varphi} E_2, \quad (32)$$

$$\dot{N}_1 = \varepsilon [J - N_1 - (1 + 2N_1)|E_1|^2], \quad (33)$$

$$\dot{E}_2 = (1 + i\alpha)N_2 E_2 + \eta e^{-i\varphi} E_1, \quad (34)$$

$$\dot{N}_2 = \varepsilon [J - N_2 - (1 + 2N_2)|E_2|^2], \quad (35)$$

where the complex-valued variables E_1 , E_2 are optical fields and the real-valued variables N_1 , N_2 are carrier densities in two laser cavities, respectively. This system is symmetric under the action of the group S^1 of transformations $(E_1, N_1, E_2, N_2) \rightarrow (e^{i\theta} E_1, N_1, e^{i\theta} E_2, N_2)$. Hence, the system admits relative equilibria of the form

$$(E_1, N_1, E_2, N_2) = (a_1 e^{i\omega t}, n_1, a_2 e^{i\omega t}, n_2) \quad (36)$$

with $\omega, n_1, n_2 \in \mathbb{R}$ and $a_1, a_2 \in \mathbb{C}$. The problem of stabilization of unstable relative equilibria for this system was considered in [5]. System (32)–(35) can also have *relative periodic orbits*, *i.e.* solutions of the form

$$(e^{i\omega t} E_1^*(t), N_1^*(t), e^{i\omega t} E_2^*(t), N_2^*(t)), \quad (37)$$

where $E_1^*(t), N_1^*(t), E_2^*(t), N_2^*(t)$ are T -periodic. In the present section we choose a relative periodic solution as a target state for stabilization.

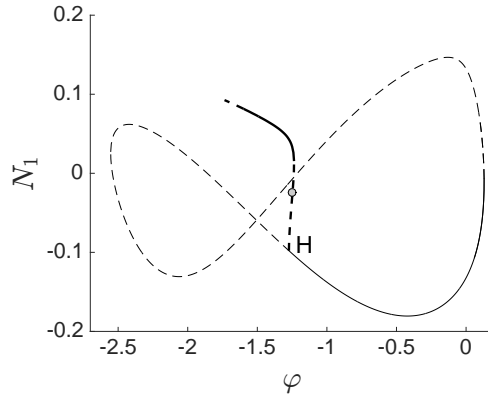


Figure 1: Bifurcation diagram obtained with numerical package DDE-BIFTOOL [2,3] for system (32)–(35). Thin lines: relative equilibria; thick lines: relative periodic solutions. Solid and dashed lines represent stable and unstable parts of the branches, respectively. H: subcritical Hopf bifurcation point; gray dot: unstable periodic orbit targeted for stabilization by Pyragas control. Parameters are $\varepsilon = 0.03$, $J = 1$, $\eta = 0.2$, $\delta = 0.3$, $\alpha = 2$.

In order to stabilize the solution (37), we add the modified Pyragas control term

$$E_b(t) := b_0 e^{i\beta} (e^{-i\omega T} E_1(t-T) - E_1(t)) \quad (38)$$

to the right hand side of equation (32). Here the parameters $b_0 > 0$ and $\beta \in \mathbb{R}$ measure the amplitude and phase of the control, respectively; and T, ω are the parameters of the target relative periodic solution (37). Introducing the rotating coordinates $(\tilde{E}_1, \tilde{N}_1, \tilde{E}_2, \tilde{N}_2) = (e^{-i\omega t} E_1, N_1, e^{-i\omega t} E_2, N_2)$ transforms equations (32)–(35) to an autonomous system that has an orbit of non-stationary T -periodic solutions $(e^{i\theta} \tilde{E}_1, \tilde{N}_1, e^{i\theta} \tilde{E}_2, \tilde{N}_2) = (E_1^*(t+\tau), N_1^*(t+\tau), E_2^*(t+\tau), N_2^*(t+\tau))$ with arbitrary θ, τ . This change of variables transforms the control term (38) to the standard Pyragas form

$$\tilde{E}_b(t) = b_0 e^{i\beta} (\tilde{E}_1(t-\tau) - \tilde{E}_1(t)). \quad (39)$$

Hence, we can use Theorem 3.1 to establish the values of b_0 and β for which the control cannot stabilize the solution (37).

Following the analysis presented in [5], we use the phase φ of coupling between the lasers as the bifurcation parameter. Varying φ one observes Hopf bifurcations on the branches of relative equilibria. These bifurcations give rise to branches of relative periodic solutions (which are just periodic solutions in the rotating coordinates). Figure 1 features the bifurcation diagram for system (32)–(35) with the same parameter set as in [5]. We are interested in the unstable part of the branch of relative periodic solutions born via a subcritical Hopf bifurcation.

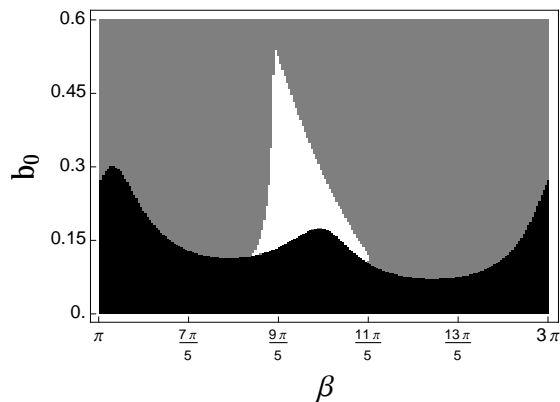


Figure 2: Domains of stability of the target relative periodic solution. Parameters correspond to the gray dot in Figure 1. Black region: sufficient condition (27) for instability is satisfied; white region: relative periodic solution is stable; gray region: relative periodic solution is unstable.

Figure 2 shows three regions in the parameter space (β, b_0) . The black region corresponds to the values of b_0 and β for which condition (27) is satisfied, hence the target state is not stabilizable by control (38). The white and gray

regions correspond to stable and unstable target state in the controlled system, respectively. Figure 3 shows the change of the spectrum of the target state after applying Pyragas control (38).

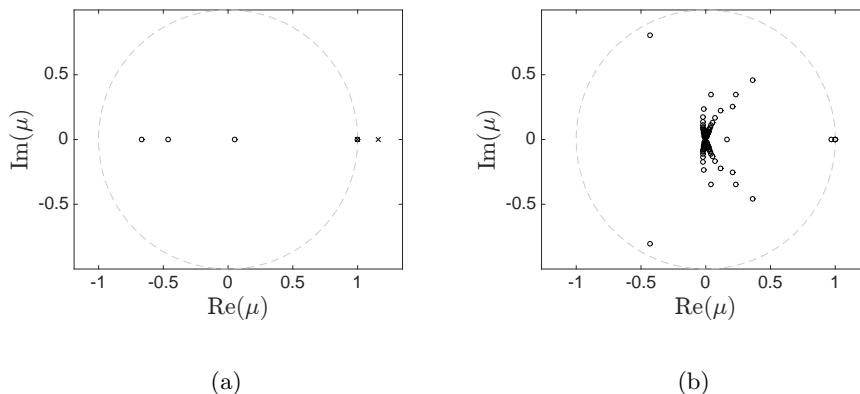


Figure 3: Panel (a): Floquet multipliers of the target relative periodic orbit in the uncontrolled system (32)–(35). Panel (b): Floquet multipliers of the same relative periodic orbit in the controlled system with the parameters $b_0 = 0.3036$ and $\beta = 6$ of control (38).

It would be interesting to consider symmetric coupling of laser models of other types such as for example in [7, 9, 10, 20–22].

4 Discussion and Conclusions

We have obtained necessary conditions for stabilization of unstable periodic solutions to symmetric autonomous systems by the Pyragas delayed feedback control. For systems with a finite symmetry group, we used a modification (5) of Pyragas control proposed in [4]. This control is designed to act non-invasively on one particular solution from an orbit of periodic solutions with a specific targeted symmetry. Inequality (10) which makes the stabilization by this control impossible is similar to its counterpart known for the standard Pyragas control of non-symmetric systems such as (2) (see [6]):

$$(-1)^N \left(1 + \int_0^T \psi^\dagger(t) \cdot K \psi(t) dt \right) < 0, \quad (40)$$

where $\psi = \dot{x}^*$ is the periodic Floquet mode of the target periodic solution x^* , ψ^\dagger is the normalized adjoint Floquet mode, and T is the period of x^* . However, the necessary condition for stabilization by the modified Pyragas control (cf. (5)) is typically more restrictive than the necessary condition for the standard Pyragas

control (cf. (2)). This can be seen from the example of Section 2.2. The fully synchronized branch of cycles of system (11) ($z_1 = z_2$), which bifurcates from zero at $\alpha = 0$, can be stabilized by the standard Pyragas control, at least near the Hopf bifurcation point [4]. The necessary condition for stabilization (i.e., the inequality opposite to (40)) has the form

$$1 + 2\pi \frac{\operatorname{Re} \gamma \operatorname{Re} b + \operatorname{Im} \gamma \operatorname{Im} b}{\omega \operatorname{Re} \gamma} < 0. \quad (41)$$

The same control fails to stabilize the anti-phase branch of cycles ($z_1(t) = -z_2(t - T/2)$), which bifurcates from zero at another Hopf point $\alpha = 2a$. On the other hand, the modified Pyragas control (cf. (13)) with a proper choice of the parameter b successfully stabilizes the anti-phase branch near the Hopf point [4]. Comparing the necessary conditions (14) and (41) for the two controls, we see that (14) is more restrictive because the value of the integral in (40) is twice the value of the integral in (10) since $T_g = T/2$ and $A_g = -\mathbb{I}d$. It is important to note that condition (14) is necessary for stabilizing any cycle of the global anti-phase branch by the modified control. In particular, it is part of the set of sufficient conditions obtained in [4] for stabilizing small cycles.

We have further considered S^1 -equivariant systems with the usual Pyragas control such as in (2). Due to symmetry, (relative) periodic solutions of such systems come in an S^1 -orbit and form a two-dimensional torus in the phase space. The control aims to stabilize all the solutions of this torus. The necessary condition for stabilization here, i.e. the inequality opposite to (27), is more subtle than its counterpart for non-symmetric systems because the solutions on the torus have the characteristic multiplier 1 of multiplicity 2 while in the non-symmetric case this multiplier is simple. The control preserves the multiplier 1 with its multiplicity.

It should be noted that any of the inequalities (10), (27) or (40) prevents the stabilization because it implies the existence of a real unstable characteristic multiplier $\mu > 1$ (as shown in the above proofs). At the same time, our results do not help to control complex characteristic multipliers. This can be seen from the example of Section 3.3. On the border between the white stability domain and the black instability region (see Figure 2) a real characteristic multiplier passes through the value 1, and its stability is controlled by the sign of the left hand side of inequality (27). On the other hand, on the border between the white domain and the gray instability region, the change of stability is due to a pair of complex characteristic multipliers crossing the unit circle.

Stabilization of a periodic solution is more challenging in the case when the number N of real characteristic multipliers which are greater than 1 is odd than in the case when N is even. Relations (10) and (27) show that in the case of an odd N the Pyragas control with a gain matrix K of small norm cannot be successful, while for an even N the periodic solution may be stabilizable by small controls. On the other hand, a control with a too large amplitude is generally not successful in either case because it pushes some characteristic multipliers out of the unit circle.

Acknowledgments

The authors acknowledge the support of NSF through grant DMS-1413223.

References

- [1] G Brown, CM Postlethwaite, and M Silber. Time-delayed feedback control of unstable periodic orbits near a subcritical hopf bifurcation. *Physica D: Nonlinear Phenomena*, 240(9):859–871, 2011.
- [2] K Engelborghs, T Luzyanina, and D Roose. Numerical bifurcation analysis of delay differential equations using dde-biftool. *ACM Trans. Math. Softw.*, 28(1):1–21, 2002.
- [3] K Engelborghs, T Luzyanina, and G Samaey. Dde-biftool v. 2.00: A matlab package for bifurcation analysis of delay differential equations. department of computer science. Technical report, KU Leuven, Technical Report TW-330, Leuven, Belgium, 2001.
- [4] B Fiedler, V Flunkert, P Hövel, and E Schöll. Delay stabilization of periodic orbits in coupled oscillator systems. *Philosophical Transactions of the Royal Society of London A: Mathematical, Physical and Engineering Sciences*, 368:319–341, 2010.
- [5] B Fiedler, S Yanchuk, V Flunkert, P Hövel, H-J Wünsche, and E Schöll. Delay stabilization of rotating waves near fold bifurcation and application to all-optical control of a semiconductor laser. *Physical Review E*, 77:066207, 2008.
- [6] EW Hooton and A Amann. Analytical limitation for time-delayed feedback control in autonomous systems. *Physical Review Letters*, 109(15):154101, 2012.
- [7] L Jaurigue, A Pimenov, D Rachinskii, E Schöll, K Lüdge, and AG Vladimirov. Timing jitter of passively-mode-locked semiconductor lasers subject to optical feedback: A semi-analytic approach. *Physical Review A*, 92(5):053807, 2005.
- [8] H Nakajima. On analytical properties of delayed feedback control of chaos. *Physics Letters A*, 232(3):207–210, 1997.
- [9] M Nizette, D Rachinskii, A Vladimirov, and M Wolfrum. Pulse interaction via gain and loss dynamics in passive mode locking. *Physica D: Nonlinear Phenomena*, 218(1):95–104, 2006.
- [10] A Pimenov, EA Viktorov, SP Hegarty, T Habruseva, G Huyet, D Rachinskii, and Vladimirov AG. Bistability and hysteresis in an optically injected two-section semiconductor laser. *Physical Review E*, 89(5):052903, 2014.

- [11] CM Postlethwaite, G Brown, and M Silber. Feedback control of unstable periodic orbits in equivariant Hopf bifurcation problems. *Phil. Trans. R. Soc. A*, 371(1999):20120467, 2013.
- [12] K Pyragas. Continuous control of chaos by self-controlling feedback. *Physics Letters A*, 170:421–428, 1992.
- [13] S Schikora, P Hövel, H-J Wünsche, E Schöll, and F Henneberger. All-optical noninvasive control of unstable steady states in a semiconductor laser. *Physical Review Letters*, 97(21):213902, 2006.
- [14] I Schneider. Delayed feedback control of three diffusively coupled Stuart–Landau oscillators: a case study in equivariant Hopf bifurcation. *Philosophical Transactions of the Royal Society of London A: Mathematical, Physical and Engineering Sciences*, 371:20120472, 2013.
- [15] I Schneider. Equivariant pyragas control. Master’s thesis, Freie Universität Berlin, 2014.
- [16] I Schneider and M Bosewitz. Eliminating restrictions of time-delayed feedback control using equivariance. *Discrete and Continuous Dynamical Systems Series A*, 36:451–467, 2016.
- [17] I Schneider and B Fiedler. Symmetry-breaking control of rotating waves. In *Control of Self-Organizing Nonlinear Systems*, pages 105–126. Springer, 2016.
- [18] J Sieber, A Gonzalez-Buelga, SA Neild, DJ Wagg, and B Krauskopf. Experimental continuation of periodic orbits through a fold. *Physical Review Letters*, 100(24):244101, 2008.
- [19] M Tlidi, AG Vladimirov, D Pieroux, and D Turaev. Spontaneous motion of cavity solitons induced by a delayed feedback. *Physical Review Letters*, 103(10):103904, 2009.
- [20] AG Vladimirov, D Rachinskii, and M Wolfrum. Modeling of passively modelocked semiconductor lasers, chapter viii. In Kathy Lüdge, editor, *Nonlinear Laser Dynamics: From Quantum Dots to Cryptography 5*, pages 189–222. Wiley-VCH, 2011.
- [21] AG Vladimirov and D Turaev. Model for passive mode locking in semiconductor lasers. *Physical Review A*, 72:033808, 2005.
- [22] AG Vladimirov, M Wolfrum, G Fiol, D Arsenijevic, D Bimberg, E Viktorov, P Mandel, and D Rachinskii. Locking characteristics of a 40-ghz hybrid mode-locked monolithic quantum dot laser. *SPIE Photonics Europe*, 7720:77200Y–77200Y–8, 2010.
- [23] S Yanchuk, K R Schneider, and L Recke. Dynamics of two mutually coupled semiconductor lasers: Instantaneous coupling limit. *Physical Review E*, 69:056221, 2004.