

# Geometrical clusterization of Polyakov loops in SU(2) lattice gluodynamics

A Ivanytskyi<sup>1,2</sup>, K Bugaev<sup>1</sup>, E Nikonov<sup>3</sup>, E-M Ilgenfritz<sup>4</sup>, V Sagun<sup>1,5</sup>, I Mishustin<sup>6</sup>, V Petrov<sup>1</sup>, G Zinovjev<sup>1</sup>

<sup>1</sup> Bogolyubov Institute for Theoretical Physics, Metrologichna str. 14b, Kyiv, 03680, Ukraine

<sup>2</sup> Astronomical Observatory of Taras Shevchenko National University of Kyiv, Observatorna 3, Kyiv, 04053, Ukraine

<sup>3</sup> Joint Institute for Nuclear Researches, LIT, Dubna, 141980, Russia

<sup>4</sup> Joint Institute for Nuclear Researches, BLTP, Dubna, 141980, Russia

<sup>5</sup> Centro Multidisciplinar de Astrofísica, Instituto Superior Técnico, Universidade de Lisboa, Av. Rovisco Pais 1, 1049-001 Lisboa, Portugal

<sup>6</sup> FIAS, Ruth-Moufang-Strasse 1, Frankfurt upon Main, 60438, Germany

E-mail: aivanytskyi@bitp.kiev.ua, bugaev@fias.uni-frankfurt.de

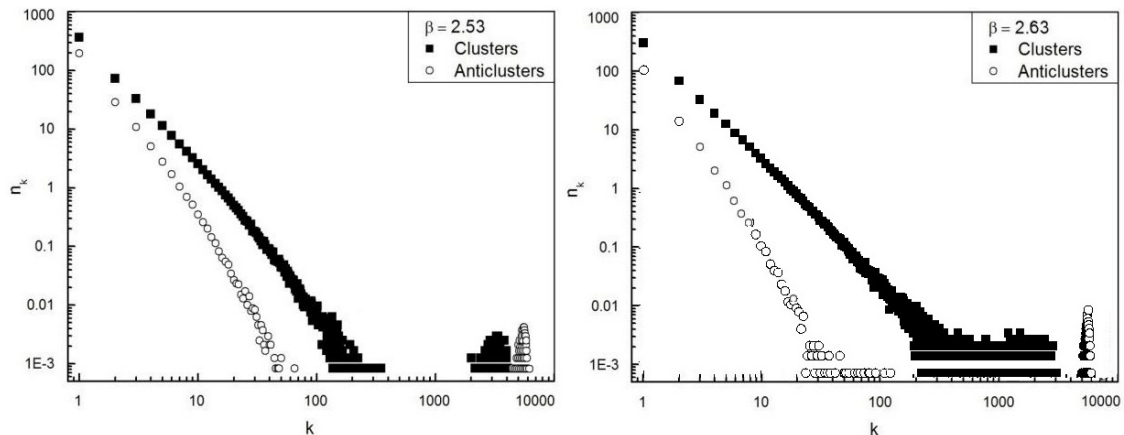
**Abstract.** The liquid droplet formula is applied to an analysis of the properties of geometrical (anti)clusters formed in SU(2) gluodynamics by the Polyakov loops of the same sign. Using this approach, we explain the phase transition in SU(2) gluodynamics as a transition between two liquids during which one of the liquid droplets (the largest cluster of a certain Polyakov loop sign) experiences a condensation, while the droplet of another liquid (the next to the largest cluster of the opposite sign of Polyakov loop) evaporates. The clusters of smaller sizes form two accompanying gases, which behave oppositely to their liquids. The liquid droplet formula is used to analyze the size distributions of the gaseous (anti)clusters. The fit of these distributions allows us to extract the temperature dependence of surface tension and the value of Fisher topological exponent  $\tau$  for both kinds of gaseous clusters. It is shown that the surface tension coefficient of gaseous (anti)clusters can serve as an order parameter of the deconfinement phase transition in SU(2) gluodynamics. The Fisher topological exponent  $\tau$  of clusters and anticlusters is found to have the same value  $1.806 \pm 0.008$ . This value disagrees with the famous Fisher droplet model, but it agrees well with an exactly solvable model of the nuclear liquid-gas phase transition. This finding may evidence for the fact that the SU(2) gluodynamics and this exactly solvable model of nuclear liquid-gas phase transition are in the same universality class.

## 1. Introduction

The lattice simulations are presently considered as the only first principle tool to investigate the deconfinement phase transition (PT) in quantum chromodynamics (QCD). Such a PT is also expected in gluodynamics (GD) which is a pure non-Abelian gauge theory. The Svetitsky-Jaffe hypothesis [1, 2] relates the deconfinement PT in (d+1)-dimensional SU(N) GD to the magnetic PT in Z(N) symmetric spin model in d-dimensions. The local Polyakov loops in GD are playing the role of spins in Z(N) symmetric spin model. For the (d+1)-dimensional lattice having the size  $N_\sigma^d \times N_\tau$  the local Polyakov loop is defined by the temporal gauge links  $U_4(\vec{x}, t)$  as

$$L(\vec{x}) = Tr \prod_{t=0}^{N_\tau-1} U_4(\vec{x}, t). \quad (1)$$

A high level of understanding of the spin systems along with the Svetitsky-Jaffe hypothesis led to a significant progress in studying the SU(N) GD properties in the PT vicinity. Formation



**Figure 1.** Typical size distributions of clusters and anticlusters for  $\beta = 2.53$  (left panel) and  $\beta = 2.63$  (right panel) are shown for the cut-off  $L_{cut} = 0.2$ .

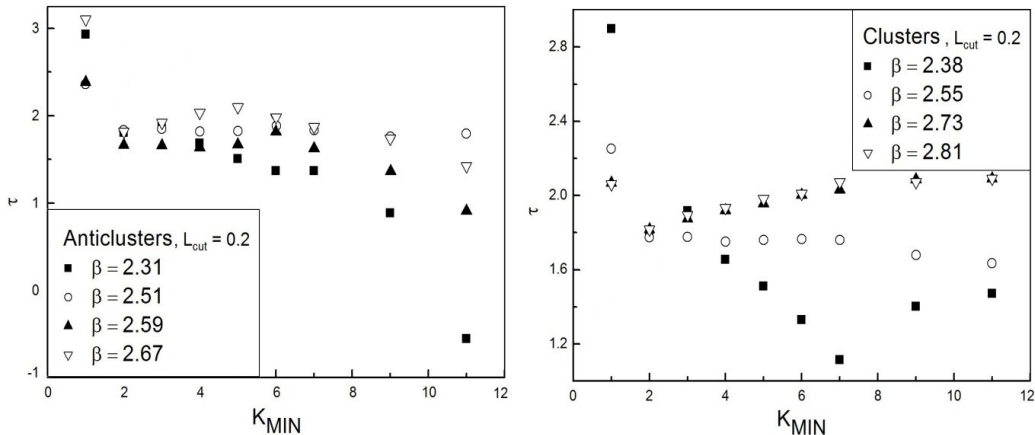
of geometrical clusters composed of the Polyakov loops is an important feature of GD [3, 4]. A similar phenomenon is well known in spin systems and it is responsible for percolation of clusters, which already was studied in GD with paying a special attention to the largest and the next to the largest clusters [5, 6]. However, already from the famous Fisher Droplet Model (FDM) [7, 8] it is well-known that some essential features of the liquid-gas PT are encoded in the properties of smaller clusters. A principally important feature of the FDM (and all its followers) is that at the critical point the size distribution of physical clusters obeys a power law which is controlled by the Fisher topological exponent  $\tau$ . Hence the value of  $\tau$  maybe a key element both for developing a consistent cluster model of liquid-gas PT for QCD and for experimental localization of the QCD critical point with its help. Therefore, in this work we study the geometrical clusterization in SU(2) GD and analyze the properties of clusters of all possible sizes. This approach allows us to explain the deconfinement of color charges as the liquid-gas PT [9] of special kind.

## 2. The Polyakov loop geometrical clusters

In case of SU(2) gauge group  $L(\vec{x})$  has the real values from  $-1$  to  $1$ . Similarly to spin models, for a given lattice configuration the Polyakov loops being the nearest neighbors can be attributed to the same cluster, if they have the same sign. The boundaries of clusters with opposite signs of  $L(\vec{x})$  are characterized by strong fluctuations. Therefore, similarly to Refs. [5, 6] we introduced the minimal absolute value of the Polyakov loop attributed to the clusters, i.e. a cut-off  $L_{cut} > 0$ . All space points  $\vec{x}$  with  $|L(\vec{x})| \leq L_{cut}$  are attributed to “auxiliary” or “confining” vacuum which volume fraction is independent of the inverse lattice coupling  $\beta = \frac{4}{g^2}$  [9], where  $g^2$  is the lattice coupling constant. The above definition allows us to define the monomers, the dimers, etc. as the clusters made of a corresponding number of “gauge spins” of the same sign which are surrounded either by the clusters of opposite “spin” sign or by a vacuum [9]. Obviously, there are clusters of two types related to two signs of the local Polyakov loop. We introduce a formal definition of anticlusters, if their sign coincides with the sign of the largest n-mer existing at a given lattice configuration. The largest anticluster is the “anticluster droplet” and the other n-mers ( $n = 1, 2, 3, \dots$ ) of the same sign correspond to the “gas of anticlusters”. The clusters are defined to have an opposite sign of the Polyakov loop and the largest of them is called the “cluster droplet”.

## 3. Size distributions of clusters

The described scheme of the (anti)cluster identification was realized numerically. The Polyakov loops were obtained at each spatial point of 3+1 dimensional lattice with the spatial and temporal extents  $N_\sigma = 24$  and  $N_\tau = 8$ , respectively. The simulations were performed for 13 values of the inverse lattice coupling  $\beta$  inside the interval  $\beta \in [2.31, 3]$ . The physical temperature  $T$



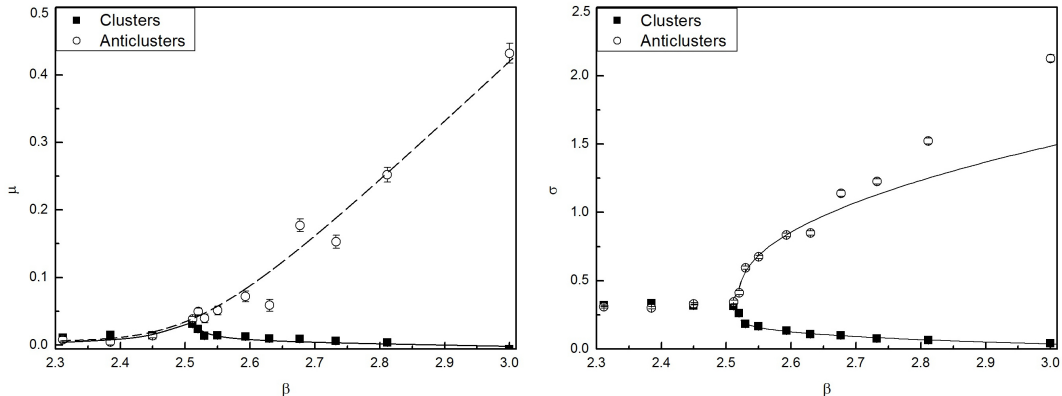
**Figure 2.** The Fisher exponent  $\tau$  for several values of  $k_{min}$  and for a few values of  $\beta$  found by the 4-parametric fit of the LDM formula. All these results refer to the cut-off  $L_{cut} = 0.2$ .

is defined via two-loop  $\beta$  dependence of the lattice spacing  $a(\beta)$  as  $1/T = N_\tau a(\beta)$  [5]. The  $\beta$  points were distributed not uniformly. They were concentrated in the PT region which is of principal interest for this study. The identification of (anti)clusters was performed for two values of the Polyakov loop cut-off  $L_{cut} = 0.1$  and  $L_{cut} = 0.2$ . For most of  $\beta$  values the number of (anti)clusters of each size was averaged over the ensemble of 800 and 1600 gauge field lattice configurations. The distributions obtained in this way were the same within the statistical errors. For the gaseous anticlusters at three largest values of  $\beta$  the statistics was increased to 2400 configurations. The right hand side vicinity of PT was also analyzed with such a statistics in order to exclude the effects of numerical fluctuations which we observed for  $\beta = 2.52$ ,  $2.53$  and  $2.67$ . The typical size distributions of (anti)clusters for  $L_{cut} = 0.2$  are shown in Fig. 1. For  $\beta$  below the critical value  $\beta_c^\infty = 2.5115$  in an infinite system [10] the distributions of (anti)clusters are identical due to existing global  $Z(2)$  symmetry. If  $\beta$  is even slightly above  $\beta_c^\infty$  then the symmetry between (anti)clusters breaks down (the left panel of Fig. 1). In this case the size of the cluster (anticluster) droplet decreases (increases). It is remarkable, that the corresponding gaseous clusters behave contrary to their droplets. Therefore, the deconfinement PT in  $SU(2)$  GD can be considered as an evaporation of the cluster droplet into the gas of clusters and a simultaneous condensation of the gas of anticlusters into the anticluster droplet. For large values of  $\beta$  (the right panel of Fig. 1) the cluster droplet becomes indistinguishable from its gas whereas the size of anticluster droplet becomes comparable to the system size. Also we found that the gas and liquid branches of anticluster distributions are always well separated from each other.

The found distributions closely resemble the ones discussed for the nuclear fragments and for the Ising spin clusters [11]. Hence, we analyzed whether the Liquid Droplet Formula (LDF) [7]

$$n_A^{th}(k) = C_A \exp\left(\mu_A k - \sigma_A k^{2/3} - \tau \ln k\right), \quad (2)$$

is able to reproduce the size distributions of clusters ( $A = cl$ ) and anticlusters ( $A = acl$ ). Here  $T \mu_A k$  is the bulk part of free energy of  $k$ -mer,  $T \sigma_A k^{2/3}$  denotes its surface free energy with the surface proportional to  $k^{2/3}$ ,  $\tau$  is the Fisher topological constant and  $C_A$  is the normalization factor. Since the LDM is valid only for (anti)clusters which are sufficiently large, then the question which has to be clarified first was a determination of the minimal size  $k_{min}$  to which Eq. (2) can be applied. The standard procedure of  $\chi^2/dof$  minimization with respect to  $C_A$ ,  $\mu_A$ ,  $\sigma_A$ ,  $\tau$  and  $k_{min}$  allowed us to answer this question. Our analysis shows that the LDF is already able to describe the dimers. Indeed, we found that  $\chi^2/dof \approx 1$  for all  $k_{min} \geq 2$ , whereas for  $k_{min} = 1$  we got  $\chi^2/dof \approx 10$  which corresponds to the low quality of data description. Within the statistical errors we found that  $\tau$  is independent on  $\beta$  for  $k_{min} = 2$  (see Fig. 2). This remarkable result is in line with the predictions of cluster models [7, 8, 11]. Moreover, we found



**Figure 3.** Reduced chemical potential (left panel) and reduced surface tension (right panel) as function of  $\beta$  obtained for  $L_{cut} = 0.2$ . The curves shown in the right panel represent Eq. (4).

that  $\tau < 2$  both for clusters and for anticlusters, which agrees with the exactly solvable model of the nuclear liquid-gas PT [11] and contradicts to the FDM [7, 8]. Thus, from a four parametric fit of the LDF we found that  $k_{min} = 2$  and  $\tau = 1.806(8)$  both for clusters and for anticlusters.

For fixed values  $k_{min} = 2$  and  $\tau = 1.806(8)$  we performed a three parametric fit of the (anti)cluster size distributions to define  $C_A$ ,  $\mu_A$  and  $\sigma_A$  with high precision. The typical value of  $\chi^2/dof \approx 1$  was obtained for any  $\beta$ , which signals about high quality of the data description. The  $\beta$ -dependences of  $\mu_A$  and  $\sigma_A$  are shown in Fig. 3 for  $L_{cut} = 0.2$ . For  $L_{cut} = 0.1$  the results are similar.

#### 4. Order parameters of the deconfinement phase transition

From Fig. 3 it is seen that the behavior of the reduced surface tension coefficient drastically changes, if  $\beta$  exceeds the critical value  $\beta_c = 2.52$ . Indeed, for  $\beta \leq \beta_c$  this quantity is constant and it is identical for clusters and anticlusters, while  $\sigma_{cl}$  monotonically decreases and  $\sigma_{acl}$  monotonically increases with  $\beta$  for  $\beta > \beta_c$ . The qualitatively different behavior of  $\sigma_{cl}$  and  $\sigma_{acl}$  allows us to treat them as an order parameter of the deconfinement PT in SU(2) GD. On the other hand, the average value of Polyakov loop  $\langle L(\vec{x}) \rangle$  is traditionally considered as an order parameter of the deconfinement PT in SU(2) GD. In [9] we demonstrated that  $\langle L(\vec{x}) \rangle$  is mainly defined by the largest (anti)cluster droplets whose average size (see Fig. 4) is given by

$$\max K_A = \sum_{k=1} k^{1+\tau} n_A(k) / \sum_{k=1} k^\tau n_A(k). \quad (3)$$

The  $\beta$  dependence of  $\sigma_A$  and  $\max K_A$  in the right hand side vicinity of  $\beta_c$  is parametrized as

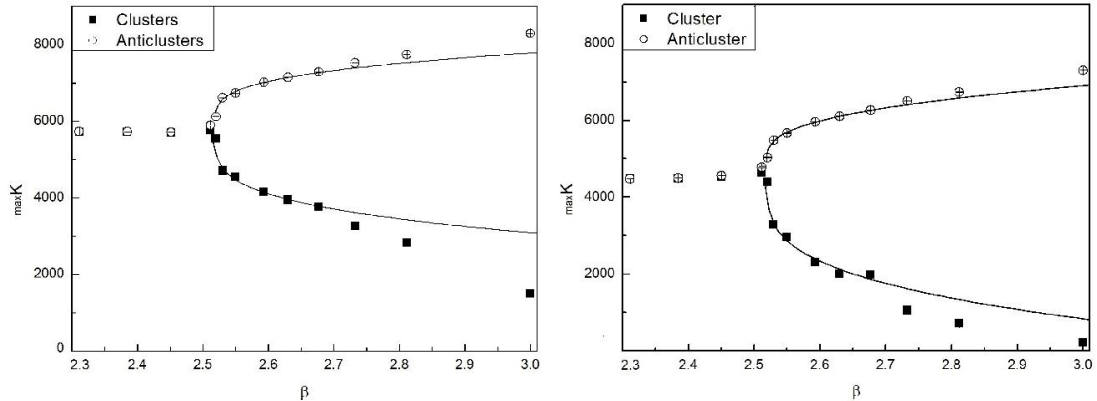
$$\sigma_A(\beta) = \sigma_A(\beta_c) \pm d_A(\beta - \beta_c)^{B_A}, \quad (4)$$

$$\max K_A(\beta) = \max K_A(\beta_c) \pm a_A(\beta - \beta_c)^{b_A} \quad (5)$$

where the signs “+” and “-” correspond to A=acl and A=cl, respectively, and  $b_A$  and  $B_A$  are the critical exponents, whereas  $d_A$  and  $a_A$  are the normalization factors. Values of these parameters found from the fit are shown in Table 1. It is remarkable that the found exponents  $b_A$  are close to the critical exponent  $\beta_{Ising} = 0.3265 \pm 0.0001$  of the 3-dimensional Ising model [12] and to the critical exponent  $\beta_{liquids} = 0.335 \pm 0.015$  of simple liquids [13].

**Table 1.** The fit parameters according to Eq. (4) and Eq. (5)

$L_{cut}$	Type	surface tension			average maximal cluster		
		$d_A$	$B_A$	$\chi^2/dof$	$a_A$	$b_A$	$\chi^2/dof$
0.1	Cl	0.485(14)	0.2920(12)	1.43 /4	3056(246)	0.2964(284)	16.32 /4
0.1	aCl	2.059(28)	0.4129(77)	1.68/4	2129(160)	0.3315(269)	8.94/4
0.2	Cl	0.2796(118)	0.2891(16)	1.11/4	4953(443)	0.3359(289)	12.3/3
0.2	aCl	1.344(33)	0.4483(21)	0.66/2	2462(88)	0.3750(129)	2.068/4



**Figure 4.** Dependence of the mean size of the maximal (anti)cluster found for  $L_{cut} = 0.1$  (left panel) and for  $L_{cut} = 0.2$  (right panel). The curves represent Eq. (5).

## 5. Conclusions

In this contribution we present a novel approach to study the deconfinement PT in the SU(2) GD in terms of the geometrical clusters composed of the Polyakov loops of the same sign. We justify the separation of (anti)clusters into “liquid” droplet and “gas” of smaller fragments and investigate their physical properties. We also explain the deconfinement PT as a special kind of the liquid-gas transition between two types of liquid whose behavior is drastically different in the region of broken global Z(2) symmetry. Above PT the cluster liquid droplet evaporates, whereas the anticluster liquid droplet condensates the accompanying gas of anticlusters. A successful application of the LDF to the description of the size distributions of all gaseous (anti)clusters excluding the monomers is the main result of this study. This approach allowed us to determine the  $\beta$ -dependences of the reduced chemical potential and the reduced surface tension coefficient. While in the phase of unbroken global Z(2) symmetry these quantities are identical for the fragments of both kinds, their behavior is drastically different in the deconfined phase. Another important finding of this study is a high precision determination of the Fisher topological constant  $\tau = 1.806 \pm 0.008$  which has the same value both for clusters and for anticlusters. This result is in line with the exactly solvable model of the nuclear liquid-gas PT [11] and disproves the FDM prediction that  $\tau > 2$  [7, 8]. We argue that the reduced surface tension coefficient and the mean size of the largest (anti)cluster can be used as the new order parameters of deconfinement PT in SU(2) GD.

## Acknowledgments

The authors thank A. V. Taranenkov for the fruitful discussions, valuable comments and kind help in the ICPPA 2016 participation. This work was supported in part by the National Academy of Sciences of Ukraine and by the NAS of Ukraine grant of GRID simulations for high energy physics.

## References

- [1] Yaffe L G and Svetitsky B 1982 *Phys. Rev. D* **26** 963
- [2] Yaffe L G and Svetitsky B 1982 *Nucl. Phys. B* **210** 423
- [3] Fortunato S and Satz H 2000 *Phys. Lett. B* **475** 311
- [4] Fortunato S *et al.* 2001 *Phys. Lett. B* **502** 321
- [5] Gattringer C 2010 *Phys. Lett. B* **690** 179
- [6] Gattringer C and Schmidt A 2011 *JHEP* **1101** 051
- [7] Fisher M E 1967 *Physics* **3** 255
- [8] Fisher M E 1969 *Rep. Prog. Phys.* **30** 615
- [9] Ivanytskyi A *et al.* arXiv.1606.04710
- [10] Fingberg J *et al.* 1993 *Nucl. Phys. B* **392** 493
- [11] Sagun V *et al.* 2014 *Nucl. Phys. A* **924** 24
- [12] Camprostrini M *et al.* 2002 *Phys. Rev. E* **65** 066127
- [13] Huang K *Statistical Mechanics* 1987 (New York: Wiley)