

Polaron-Polaritons in the Integer and Fractional Quantum Hall Regimes

Sylvain Ravets,¹ Stefan Faelt,^{1,2} Martin Kroner,¹ Werner Wegscheider,² and Atac Imamoglu¹

¹*Institute of Quantum Electronics, ETH Zürich,
CH-8093 Zürich, Switzerland*

²*Solid State Physics Laboratory, ETH Zürich,
CH-8093 Zürich, Switzerland*

Elementary quasi-particles in a two dimensional electron system can be described as exciton-polarons since electron-exciton interactions ensures dressing of excitons by Fermi-sea electron-hole pair excitations. A relevant open question is the modification of this description when the electrons occupy flat-bands and the electron-electron interactions become prominent. Here, we carry out cavity spectroscopy of optical excitations in the strong-coupling regime where exciton-polaron-polariton resonances carry signatures of strongly correlated phases associated with the underlying two dimensional electron system under an external magnetic field. We observe modification of the polariton splitting at different integer and fractional filling factors, demonstrating the modification of electron-exciton interactions by electron spin polarization. Concurrently, we demonstrate that cavity quantum electrodynamics is an invaluable tool to protect the quantum Hall states from light-induced density fluctuations, which allows optically accessing fundamental properties of fragile many-body states. Possible extensions of this work include optical manipulation of anyonic quasi-particles associated with strongly-correlated phases or exploiting the filling factor-dependent splitting to induce strong polariton-polariton interactions.

PACS numbers: 34.20.Cf, 32.80.Ee

Strong coupling of excitons in a semiconductor quantum well (QW) to a microcavity mode leads to formation of half-light half-matter quasiparticles called cavity exciton polaritons [1]. Cavity polaritons have played a central role in the investigation of nonequilibrium condensation and superfluidity of photonic excitations [2, 3]. While polaritons acquire a finite nonlinearity due to their exciton character, interactions between polaritons in undoped QWs are not strong enough for the realization of strongly interacting photonic systems [4].

Two-dimensional electron systems (2DES) evolving in large magnetic fields, in contrast, is a fertile ground for many-body physics due to prominence of electron-electron interactions. Formation of skyrmion excitations in the vicinity of filling factor $\nu = 1$ for example is a direct consequence of such interactions. More spectacularly, electron correlations lead to the formation of fractional quantum Hall effect (FQHE) states where the ground state exhibits topological order [5–7]. Moreover, it has been proposed that a sub-class of FQHE states exhibit non-abelian quasi-particles which can be used to implement topological quantum computation [8]. The nature of optical excitations of a 2DES have also recently generated lots of interest: experimental as well as theoretical [9, 10] studies in transition metal dichalcogenide (TMD) monolayers have established that these excitations should be described in the framework of the Fermi polaron problem [11–13] – that is, as a collective excitation resulting from exciton-electron interactions. In this context, optical excitation of an exciton leads to generation of an electron screening cloud that results in formation of a lower energy attractive exciton-polaron resonance [9, 10]. In this work, we report corresponding signatures in GaAs, where energy scales are known to differ significantly compared to TMD monolayers [14, 15], due to a particularly small binding energy of the bound-molecular trion state. More importantly, our work presents experimental sig-

natures of polaron formation at finite magnetic fields where the electrons are confined to the lowest Landau level.

It has recently been demonstrated that embedding a 2DES inside a microcavity realizes an alternate method for probing quantum Hall states [16]. In the strong coupling regime, polariton excitations are sensitive to elementary properties of the many-body ground state, such as spin-polarization and incompressibility due to their part-exciton character. In contrast to bare excitons though, polaritons are immune to decoherence processes such as phonon or impurity scattering due to their ultra-light mass, ensuring that they are delocalized. Consequently, the energy resolution achievable in polariton-based spectroscopy is only limited by the polariton decay rate due to mirror losses, which can be on the order of 20 mK in state-of-the-art microcavities [17]. In the present work, we demonstrate a new feature of cavity-polariton-spectroscopy of FQHE states: by properly choosing the distance between the 2DES and the doping layers, we show that light sensitivity of the 2DES can be dramatically reduced. This cavity-protection is achieved by ensuring that the field intensity vanishes at the location of the doping layers.

The structure we investigate consists of a 2DES in a 20 nm modulation doped GaAs QW, embedded at the center of a 2λ $\text{Al}_{0.19}\text{Ga}_{0.81}\text{As}$ semiconductor microcavity (see Fig. 1(b)). The front (back) distributed Bragg reflector (DBR) is composed of 19 (25) pairs of $\text{AlAs}/\text{Al}_{0.20}\text{Ga}_{0.80}\text{As}$ layers leading to a measured quality factor for the bare cavity $Q \simeq (5.5 \pm 0.1) \times 10^3$. The QW features a double-sided silicon δ -doping with a set-back distance of $3\lambda/4$ above and below the center of the cavity. For characterization of the sample, we perform magneto-transport measurements in the Van der Pauw configuration [18]. By measuring the longitudinal and transverse resistivities as a function of the magnetic field B orthogonal to the QW, we estimate the electron

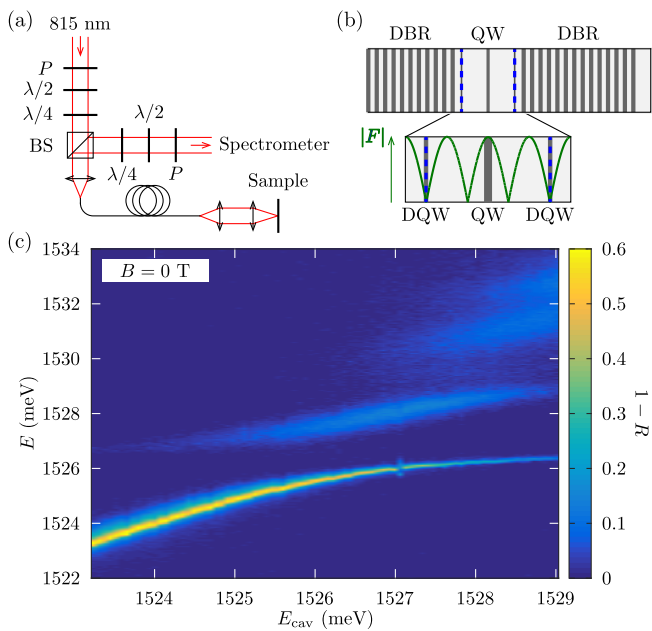


FIG. 1. (color online) Observation of polaron-polaritons in a GaAs quantum well. (a) Fiber-based setup to measure optical absorption of our sample. A confocal microscope focuses resonant light on the surface of the sample. Reflected photons are collected by the same lens used for excitation, separated from incident light on a beam splitter (BS) and analyzed on a spectrometer. Excitation and detection arms are equipped with half-wave plate ($\lambda/2$), quarter-wave plate ($\lambda/4$) and polarizer (P) for polarization-resolved spectroscopy. (b) The sample consists of a modulation-doped 20 nm quantum well (QW) sandwiched between two distributed Bragg reflectors (DBR) thus forming a cavity. The dopants are placed in two extra 10 nm doping quantum wells (DQW) located at the nodes of the microcavity to ensure light-insensitivity of the 2DES electron density. (c) Spectroscopy of the system shows avoided crossings as we tune the cavity frequency across the polaron resonances, thus demonstrating formation of polaron-polaritons.

density of the 2DES $n_e \simeq 0.33 \times 10^{11} \text{ cm}^{-2}$ and the mobility $\mu \simeq 1.6 \times 10^6 \text{ cm}^2\text{V}^{-1}\text{s}^{-1}$. We deliberately choose a relatively low electron density to ensure that we can access the physics of the lowest Landau level for the range of magnetic fields we can currently scan in our experimental setup ($|B| \leq 8 \text{ T}$). The relatively high electron mobility ensures that we can probe FQHE physics.

Figure 1(a) shows a sketch of the setup used for optical characterization of the sample. We perform polarization-resolved spectroscopy of the 2DES using an infrared light emitting diode centered around 815 nm. We use a fiber-based setup to shine the excitation light on the sample placed in a dilution refrigerator with a base temperature of 30 mK. A microscope objective (N.A. = 0.15) in a confocal configuration collects the light reflected off the sample, which is then analyzed on a spectrometer. Earlier studies on the optics of 2DES have shown extreme sensitivity of the 2DES electron density to optical power [16, 19, 20]. Increasing the optical power not only changes n_e , which imposes the use of

extremely low optical power densities $< 5 \times 10^{-7} \text{ W/cm}^2$, but also causes qualitative changes in the reflectivity spectra [21] which is detrimental to the study of fragile quantum Hall states. The light-sensitivity of this type of sample is generally attributed to photoexcitation of DX centers in Si-doped $\text{Al}_x\text{Ga}_{1-x}\text{As}$ with $x > 0.2$ [22]. To minimize these detrimental effects we consequently keep $x < 0.2$ in the material surrounding the doping regions: we place the Si dopants in GaAs ($x = 0$) doping quantum wells (DQW) and we use a low Aluminium content $x \simeq 0.19$ in the cavity spacer. The thickness of the DQWs is chosen to be 10 nm to ensure significant blue-detuning of their optical transitions compared to the main 20 nm QW so that we can optically probe the 2DES independently of the DQWs. Most importantly, we further reduce the light-sensitivity of the sample using cavity protection, obtained by placing the DQWs in the nodes of the electric field inside the cavity (see Fig. 1(b)), thus minimizing the intra-cavity photons with the dopants.

We first perform spectroscopy of the 2DES when the applied magnetic field is $B = 0 \text{ T}$. For different cavity detunings, that is, different positions of the excitation spot on the surface of the sample, we record the absorption spectrum of the sample (see Fig. 1(c)). For the lowest values of the cavity detuning, we observe a single absorption line that corresponds to the bare cavity mode. In contrast to undoped QW structures, we observe coupling of 3 exciton-like resonances to the cavity, as we decrease the cavity detuning. For the lowest anticrossing, we measure a normal mode splitting of $2g = 2.00 \pm 0.01 \text{ meV}$. Since $2g$ is larger than the bare-cavity linewidth $\gamma_c \simeq 280 \pm 10 \mu\text{eV}$, we confirm that the system is in the strong coupling regime of cavity-QED, leading to formation of polaritons when the cavity is resonant with excitations of the 2DES [1]. We tentatively identify the lowest energy resonance observed Fig. 1(c) as the heavy-hole attractive polaron-polariton [9]. Since the attractive polaron resonance is associated with the bound-molecular trion channel, we can alternatively refer to the attractive polaron-polariton as “trion-like polariton” [23, 24]. For the largest cavity detunings in Fig. 1(c), we observe two higher energy resonances that we identify as the heavy hole repulsive-polaron, also referred to as “exciton-like polariton”, and the light hole attractive polaron-polariton. In principle, there should be a fourth exciton-like resonance, namely the repulsive light-hole-polaron: we explain the absence of an associated anticrossing with the lower oscillator strength and the larger broadening of this resonance which ensures that strong coupling condition with the cavity mode is not satisfied.

Next, we analyze the $B \neq 0$ case where the electrons are confined to the lowest Landau Level (LL) [5]. As we increase B , we increase the degeneracy of the different LLs, thus reducing the filling factor ν . We perform optical spectroscopy to study polaron-polariton excitations out of quantum Hall states. Since the lowest energy polariton has predominantly heavy-hole-exciton-polaron character, the spin state of the optically generated electron is determined by the photon polarization [16]: left-hand circularly polarized light σ^- probes

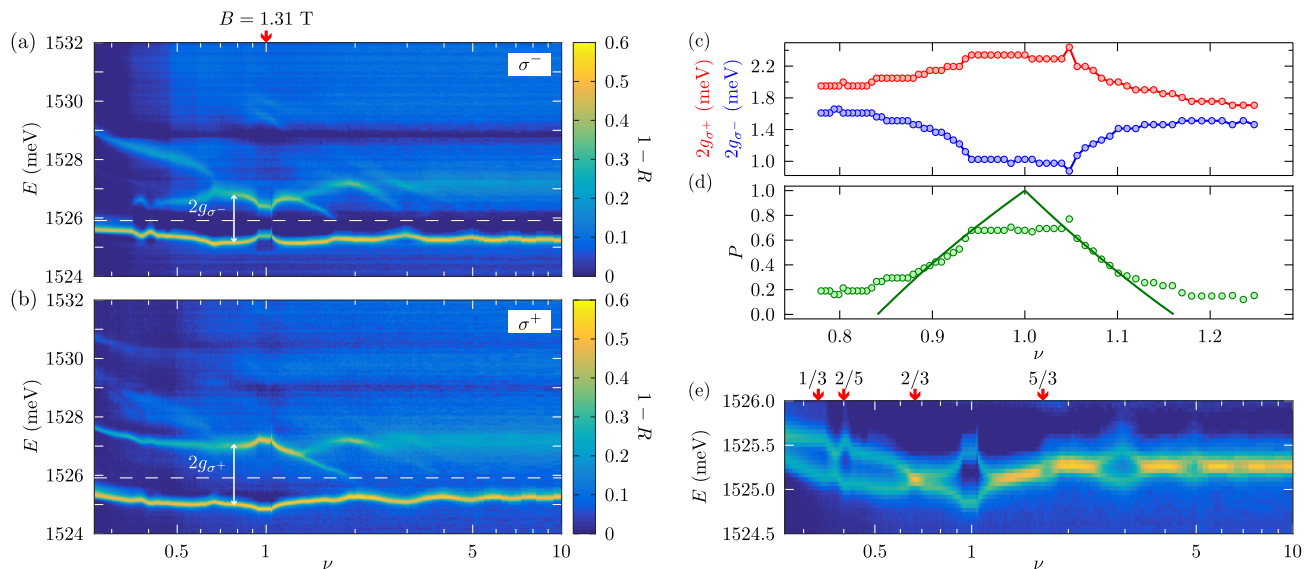


FIG. 2. (color online) Cavity spectroscopy of the system as we tune the magnetic field for a fixed cavity detuning (shown with the white dashed line). Measurement performed with (a) σ^- polarized light and (b) σ^+ polarized light. (c) Polariton splitting around filling factor $\nu = 1$ measured in σ^- polarization (red) and σ^+ polarization (blue). (d) Spin polarization calculated using the measured normal mode splittings. Solid lines show fits by a skyrmion model. (e) Sum of the two spectra shown in (a) and (b). The plot shows a zoom around the lower polariton lines.

transitions to the lower electron Zeeman spin subband ($|\uparrow\rangle$) and right-hand circularly polarized light σ^+ probes transitions to the upper electron Zeeman spin subband ($|\downarrow\rangle$). As a result, the observed spectral signatures are strongly dependent on the way electrons are arranged in the LLs i.e. on spin-polarization of the different probed ground states of the 2DES [19, 20].

We show in Fig. 2(a) and Fig. 2(b) the white light reflection spectrum as a function of ν obtained by scanning the magnetic field from 0 T to 5 T. In this case, the cavity is tuned into resonance with the $|\uparrow\rangle$ -transition of lowest LL at $\nu = 1$. The most striking feature is the collapse, in σ^- polarization, of normal mode splitting g_{σ^-} around magnetic field $B = 1.31$ T, concurrent with the enhancement of normal mode splitting g_{σ^+} in σ^+ polarization. We associate this feature to the $\nu = 1$ integer quantum Hall state, which is in excellent agreement with the value of the electron density measured independently. The observed behavior is a direct consequence of the high degree of spin-polarization of the quantum Hall ferromagnet at $\nu = 1$: in case of perfect polarization g_{σ^-} is expected to collapse due to the fact that all $|\uparrow\rangle$ -electron states are occupied and the oscillator strength for that transition collapses. Concurrently, all $|\downarrow\rangle$ -electron states are free and g_{σ^+} increases due to increased number of available states [25, 26]. Fig. 2(c) shows g_{σ^-} and g_{σ^+} extracted from fits of the reflection spectra. From these fits, we can calculate the spin-polarization P :

$$P = \frac{g_{\sigma^+}^2 - g_{\sigma^-}^2}{g_{\sigma^+}^2 + g_{\sigma^-}^2}. \quad (1)$$

The measured spin-polarization around $\nu = 1$ is shown Fig. 2(d). We observe that P does not reach 100 % at exactly $\nu = 1$, but shows instead a saturating, plateau behavior around

$P = 70$ %. Indeed, in our low n_e sample, incomplete polarization may arise due to disorder and reduced screening of impurity potentials [27]. Furthermore the cyclotron frequency is, in our sample, comparable to the exciton binding energy, ensuring that exciton formation has a sizable contribution from higher LLs and we thus do not expect full cancellation of g_{σ^-} at $\nu = 1$. As a consequence, our measurements only yield a lower-bound on the value of the spin polarization estimated using Eq. 1. We finally observe a rapid and symmetric depolarization on both sides of $\nu = 1$, which is compatible with formation of many-body spin textures in the ground state [25–29]. A fit by a skyrmion model (solid lines in Fig. 2(d)), suggests formation of skyrmions and anti-skyrmions with a size of few spin flips per excitation ($S \simeq A \simeq 3.5 \pm 1$), in agreement with previously reported values for samples of similar density [25, 27, 29].

Figure 2(e) plots, on the same graph, the lower polariton lines recorded in both polarizations of incident light. Coupling to quantum Hall states at different filling factors in the integer and fractional regimes is manifest in the oscillations of lower polariton energies as a function of ν . In the integer quantum Hall regime, we observe that the lower polariton lines merge for even filling factors and split for odd filling factors. This is another direct manifestation of spin-polarization of quantum Hall states. For odd filling factors, the mechanism described in the case $\nu = 1$ is manifest: phase-space filling prevents the formation of heavy-hole attractive polaron in σ^- polarization leading to a blue shift of the lower polariton line at that polarization together with a redshift of the lower polariton line in σ^+ polarization. The splitting of the lower polariton lines therefore gives a direct observation of the spin-polarized na-

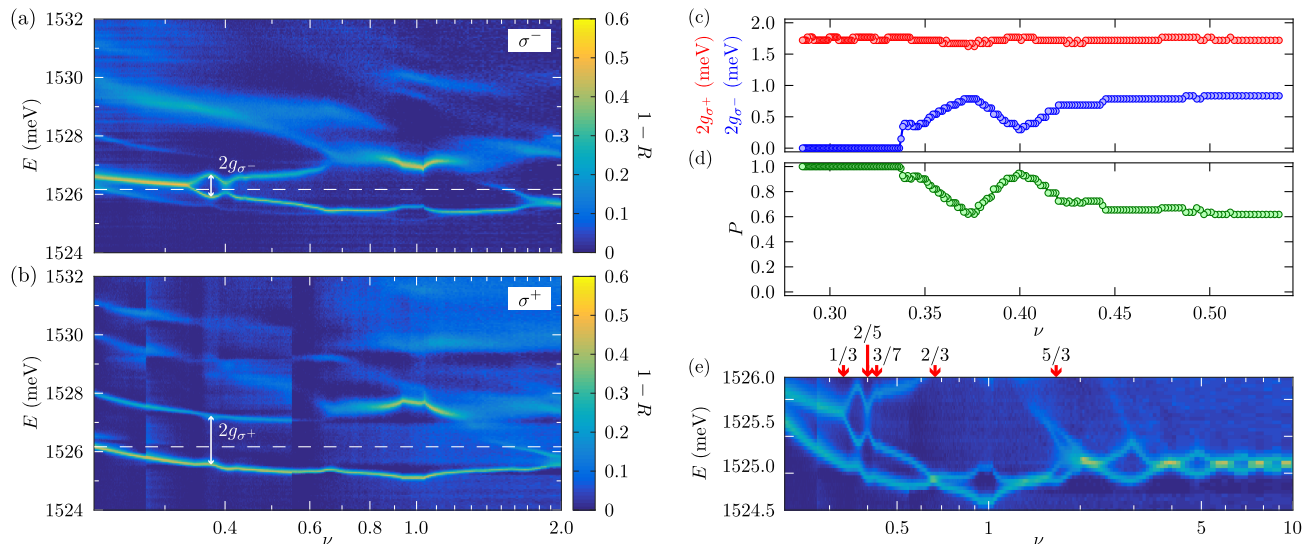


FIG. 3. (color online) Cavity spectroscopy of the system as we tune the magnetic field for a fixed cavity detuning (shown with the white dashed line). Measurement performed with (a) σ^- polarized light and (b) σ^+ polarized light. Faint lines around energies $E = 1526$ meV and $E = 1528$ meV in the σ^- spectrum are due to imperfect polarization of the probe light leading to mixing with σ^+ light. (c) Polariton splitting around filling factor $\nu = 2/5$ measured in σ^- polarization (red) and σ^+ polarization (blue). (d) Spin polarization calculated using the measured normal mode splittings. (e) Sum of the two spectra shown in (a) and (b). The plot shows a zoom around the lower polariton lines. Blue-detuning of the cavity leads, in the integer quantum Hall regime, to narrow spectroscopic lines and therefore increased sensitivity.

ture of integer quantum Hall states for odd filling factors up to $\nu = 9$. For even filling factors, phase space filling blocks all 2DES optical excitations of heavy-hole polaritons at the resonance frequency of the cavity [16, 21]. Off-resonant coupling to higher order transitions leads to photon-like lower polaritons with identical energies. The two lines therefore merge, revealing the unpolarized nature of these ground states.

We test light insensitivity of our sample by reproducing this experiment for levels of incident optical power densities ranging from 5×10^{-7} W/cm² to 5×10^{-3} W/cm². The main spectral signatures remain unchanged as we increase the optical power: more specifically, we observe that the center of the $\nu = 1$ plateau is displaced by less than a percent as we increase the optical power by up to four orders of magnitude. This observation indicates a relative change of the 2DES electron density that is smaller than a percent and represents a significant improvement compared to previous studies that showed up to 40 % relative variation of the 2DES density for similar changes in the incident light intensity [21]. We notice however residual light sensitivity of a spectral feature of unknown origin, observed in Fig. 2(d) as a sharp increase of up to 80 % spin-polarization at one edge of the $\nu = 1$ plateau. The position of this peak changes from one edge to the other edge of the $\nu = 1$ plateau and its width gets sharper as we increase the optical power. Observation of a similar feature has been reported previously and identified as an indication of fast depolarization around a sharp region of full polarization at exactly $\nu = 1$ due to large scale skyrmions [29]. Nevertheless, no mention of the power-dependence of this feature was made. Based on our analysis of light sensitivity at differ-

ent filling factors, we believe that residual light-sensitivity of this feature is distinct from modification of the 2DES electron density.

We investigate fractional quantum Hall states by tuning the cavity into resonance with the the $|\uparrow\rangle$ -transition of lowest LL at $\nu = 2/5$. We show in Fig. 3(a) and Fig. 3(b) white light reflectivity as a function of ν , obtained by scanning the magnetic field from 0 T to 6 T. We reduce ν by increasing the magnetic field, thus leading to absorption in a partially filled lowest LL [30–32]. Signatures of several fractional quantum Hall states are observed in the filling factor-dependent normal mode splitting in both polarizations. We first focus on the lower polariton lines shown in Fig. 3(e). The merging of the two lines at filling factor $\nu = 2/3$ indicates an unpolarized state at this filling factor. This is expected for 2DES electron densities in the range of the one studied in this paper. Increasing the electron density should lead to observation of a phase transition from an unpolarized to a polarized state [16, 33]. Other observed fractional states at $\nu = 1/3, 2/5, 3/7$ and $5/3$ show sizable spin-polarization.

We now focus on filling factor $\nu = 2/5$: Fig. 3(c) shows polariton splittings g_{σ^-} and g_{σ^+} extracted from fits of the reflectivity spectra. One striking feature is that the collapse of g_{σ^-} around $\nu = 2/5$ is not accompanied with an appreciable increase in g_{σ^+} , contrary to what was observed for $\nu = 1$. Because the LLs are partially filled, the mechanism leading to modification of the polariton splitting is modified. Indeed, both $|\uparrow\rangle$ and $|\downarrow\rangle$ states are accessible, so that phase-space filling only plays a marginal role in this case.

We argue that the decrease g_{σ^-} for a spin-polarized state

is due to the polaron nature of optical excitations that are accessible when promoting an electron in the $|\uparrow\rangle$ -state with σ^- -polarized light. For a fully spin-polarized state, all electrons are in the same $|\uparrow\rangle$ -state and there are no electrons available in the $|\downarrow\rangle$ -state. Since the quasi-particle weight, or equivalently, the oscillator strength, of the heavy-hole-exciton-polaron is proportional to the density of $|\downarrow\rangle$ electrons [9], the coupling of the attractive-polaron to the cavity mode vanishes. We emphasize however that the observed resonance is still a (photon-like) polariton-resonance since the cavity mode has strong (detuned) coupling to higher-energy polaron excitations. In contrast, promotion of an electron in the $|\downarrow\rangle$ -state with σ^+ -polarized light always leads to formation of a singlet trion-like excitation with electrons available in the opposite spin-state, and the polariton splitting is only marginally modified. We finally calculate the spin-polarization P using Eq. 1. The result, shown Fig. 3(d), shows a high degree of the polarization of the $\nu = 2/5$ state, greater than 92 %. Below $\nu = 1/3$ we observe full spin-polarization, showing that all electrons occupy the same spin state ($|\uparrow\rangle$) as the vanishing g_{σ^-} directly reveals – see Fig. 3(a).

We emphasize that the theory of exciton-polarons have been developed for excitons interacting with a 2DES in the limit $B = 0$ [9, 10]. A quantitative modelling of our experiment requires the extension of prior theoretical work to the case of screening by electrons occupying a single LL. A more challenging problem is exciton-electron interactions in the vicinity of FQHE states: polaron-polariton formation in this limit may be described using polariton dressing by fractionally charged quasi-particle-hole pairs [34]. The latter problem is related to identification of signatures of incompressibility of the many-body ground state in the polariton excitation spectrum.

On the technical side, cavity protection that we demonstrate allows us to reduce the light-sensitivity of the sample and to probe fragile fractional states. Furthermore, increasing the quality factor of the cavity could further enhance the sensitivity of our measurements to low energy scales [17]. Finally, the observed filling factor-dependent polariton splitting could be particularly useful to engineer single-photon non-linearities between polaritons and allow for experimental realization of strongly correlated driven-dissipative photonic systems in arrays of semiconductor microcavities [4].

The Authors acknowledge many useful discussions with Ovidiu Cotlet, Valentin Goblot, Sina Zeytinoglu and Wolf Wuester. This work was supported by an ETH Fellowship (S. R.) and an ERC Advanced investigator grant (POLTDES).

-
- [1] C. Weisbuch, M. Nishioka, A. Ishikawa, and Y. Arakawa, “Observation of the coupled exciton-photon mode splitting in a semiconductor quantum microcavity,” *Phys. Rev. Lett.* **69**, 3314 (1992).
- [2] H. Deng, H. Haug, and Y. Yamamoto, “Exciton-polariton bose-einstein condensation,” *Rev. Mod. Phys.* **82**, 1489 (2010).

- [3] I. Carusotto and C. Ciuti, “Quantum fluids of light,” *Rev. Mod. Phys.* **85**, 299 (2013).
- [4] A. Amo and J. Bloch, “Exciton-polaritons in lattices: A nonlinear photonic simulator,” *Comptes Rendus Physique* **17**, 934 (2016).
- [5] R. Prange, M. Cage, K. Klitzing, S. Girvin, A. Chang, F. Duncan, M. Haldane, R. Laughlin, A. Pruisken, and D. Thouless, *The Quantum Hall Effect*, Graduate Texts in Contemporary Physics (Springer New York, 1989).
- [6] S. Das Sarma and A. Pinczuk, *Perspectives in Quantum Hall Effects: Novel Quantum Liquids in Low-dimensional Semiconductor Structures*, A Wiley-Interscience publication (Wiley, 1997).
- [7] S. L. Sondhi, S. M. Girvin, J. P. Carini, and D. Shahar, “Continuous quantum phase transitions,” *Rev. Mod. Phys.* **69**, 315 (1997).
- [8] C. Nayak, S. H. Simon, A. Stern, M. Freedman, and S. Das Sarma, “Non-abelian anyons and topological quantum computation,” *Rev. Mod. Phys.* **80**, 1083 (2008).
- [9] M. Sidler, P. Back, O. Cotlet, A. Srivastava, T. Fink, M. Kroner, E. Demler, and A. Imamoglu, “Fermi polaron-polaritons in charge-tunable atomically thin semiconductors,” *Nat Phys advance online publication*, (2016).
- [10] D. K. Efimkin and A. H. MacDonald, “Many-Body Theory of Trion Absorption Features in Two-Dimensional Semiconductors,” ArXiv e-prints (2016), arXiv:1609.06329 [cond-mat.mes-hall].
- [11] A. Schirotzek, C.-H. Wu, A. Sommer, and M. W. Zwierlein, “Observation of fermi polarons in a tunable fermi liquid of ultracold atoms,” *Phys. Rev. Lett.* **102**, 230402 (2009).
- [12] P. Massignan, M. Zaccanti, and G. M. Bruun, “Polarons, dressed molecules and itinerant ferromagnetism in ultracold fermi gases,” *Reports on Progress in Physics* **77**, 034401 (2014).
- [13] M. Koschorreck, D. Pertot, E. Vogt, B. Frohlich, M. Feld, and M. Kohl, “Attractive and repulsive fermi polarons in two dimensions,” *Nature* **485**, 619 (2012).
- [14] A. V. Koudinov, C. Kehl, A. V. Rodina, J. Geurts, D. Wolverson, and G. Karczewski, “Suris tetrons: Possible spectroscopic evidence for four-particle optical excitations of a two-dimensional electron gas,” *Phys. Rev. Lett.* **112**, 147402 (2014).
- [15] R. A. Suris, “Correlation between trion and hole in fermi distribution in process of trion photo-excitation in doped qws,” in *Optical Properties of 2D Systems with Interacting Electrons*, edited by W. J. Ossau and R. Suris (Springer Netherlands, Dordrecht, 2003) pp. 111–124.
- [16] S. Smolka, W. Wuester, F. Haupt, S. Faelt, W. Wegscheider, and A. Imamoglu, “Cavity quantum electrodynamics with many-body states of a two-dimensional electron gas,” *Science* **346**, 332 (2014), <http://science.sciencemag.org/content/346/6207/332.full.pdf>.
- [17] M. Steger, G. Liu, B. Nelsen, C. Gautham, D. W. Snoke, R. Balili, L. Pfeiffer, and K. West, “Long-range ballistic motion and coherent flow of long-lifetime polaritons,” *Phys. Rev. B* **88**, 235314 (2013).
- [18] D. W. Koon and C. J. Knickerbocker, “What do you measure when you measure resistivity?” *Review of Scientific Instruments* **63**, 207 (1992).
- [19] B. Goldberg, D. Heiman, A. Pinczuk, L. Pfeiffer, and K. West, “Magneto-optics in the integer and fractional quantum hall and electron solid regimes,” *Surface Science* **263**, 9 (1992).
- [20] J. G. Groshaus, P. Plochocka-Polack, M. Rappaport, V. Umansky, I. Bar-Joseph, B. S. Dennis, L. N. Pfeiffer, K. W. West, Y. Gallais, and A. Pinczuk, “Absorption in the fractional quantum hall regime: Trion dichroism and spin polarization,” *Phys.*

- Rev. Lett. **98**, 156803 (2007).
- [21] W. Wüster, *Cavity quantum electrodynamics with many-body states of a two-dimensional electron system*, Ph.D. thesis, ETH-Zürich (2015).
- [22] T. Ihn, *Semiconductor Nanostructures: Quantum States and Electronic Transport* (OUP Oxford, 2010).
- [23] A. Esser, R. Zimmermann, and E. Runge, “Theory of Trion Spectra in Semiconductor Nanostructures,” *Physica Status Solidi B Basic Research* **227**, 317 (2001).
- [24] I. Bar-Joseph, “Trions in GaAs quantum wells,” *Semiconductor Science and Technology* **20**, R29 (2005).
- [25] E. H. Aifer, B. B. Goldberg, and D. A. Broido, “Evidence of skyrmion excitations about $\nu = 1$ in n -modulation-doped single quantum wells by interband optical transmission,” *Phys. Rev. Lett.* **76**, 680 (1996).
- [26] J. G. Groshaus, V. Umansky, H. Shtrikman, Y. Levinson, and I. Bar-Joseph, “Absorption spectrum around $\nu = 1$: Evidence for a small-size skyrmion,” *Phys. Rev. Lett.* **93**, 096802 (2004).
- [27] M. Manfra, B. Goldberg, L. Pfeiffer, and K. West, “Optical determination of the spin polarization of a quantum hall ferromagnet,” *Physica E: Low-dimensional Systems and Nanostructures* **1**, 28 (1997).
- [28] V. Zhitomirsky, R. Chughtai, R. Nicholas, and M. Henini, “Spin polarization of 2d electrons in the quantum hall ferromagnet: evidence for a partially polarized state around filling factor one,” *Physica E: Low-dimensional Systems and Nanostructures* **12**, 12 (2002).
- [29] P. Plochocka, J. M. Schneider, D. K. Maude, M. Potemski, M. Rappaport, V. Umansky, I. Bar-Joseph, J. G. Groshaus, Y. Gallais, and A. Pinczuk, “Optical absorption to probe the quantum hall ferromagnet at filling factor $\nu = 1$,” *Phys. Rev. Lett.* **102**, 126806 (2009).
- [30] B. B. Goldberg, D. Heiman, A. Pinczuk, L. Pfeiffer, and K. West, “Optical investigations of the integer and fractional quantum hall effects: Energy plateaus, intensity minima, and line splitting in band-gap emission,” *Phys. Rev. Lett.* **65**, 641 (1990).
- [31] G. Yusa, H. Shtrikman, and I. Bar-Joseph, “Charged excitons in the fractional quantum hall regime,” *Phys. Rev. Lett.* **87**, 216402 (2001).
- [32] M. Byszewski, B. Chwalisz, D. K. Maude, M. L. Sadowski, M. Potemski, T. Saku, Y. Hirayama, S. Studenikin, D. G. Austing, A. S. Sachrajda, and P. Hawrylak, “Optical probing of composite fermions in a two-dimensional electron gas,” *Nat Phys* **2**, 239 (2006).
- [33] J. P. Eisenstein, H. L. Stormer, L. N. Pfeiffer, and K. W. West, “Evidence for a spin transition in the $\nu=2/3$ fractional quantum hall effect,” *Phys. Rev. B* **41**, 7910 (1990).
- [34] F. Grusdt, N. Y. Yao, D. Abanin, M. Fleischhauer, and E. Demler, “Interferometric measurements of many-body topological invariants using mobile impurities,” *Nature Communications* **7**, 11994 EP (2016).