

Assessing the impact of bulk and shear viscosities on large scale structure formation

C.M.S. Barbosa,^{*} H. Velten,[†] and J. C. Fabris[‡]
*Universidade Federal do Espírito Santo,
Av. Fernando Ferrari, Goiabeiras, Vitória, Brasil*

Rudnei O. Ramos[§]
*Universidade do Estado do Rio de Janeiro,
Departamento de Física Teórica,
20550-013 Rio de Janeiro, RJ, Brazil and
Physics Department, McGill University, Montreal, QC, H3A 2T8, Canada*

It is analyzed the effects of both bulk and shear viscosities on the perturbations, relevant for structure formation in late time cosmology. It is shown that shear viscosity can be as effective as the bulk viscosity on suppressing the growth of perturbations and delaying the nonlinear regime. A statistical analysis of the shear and bulk viscous effects is performed and some constraints on these viscous effects are given.

I. INTRODUCTION

The current cosmological concordance model is the so called Λ CDM model, which assumes a homogeneous and isotropic Universe, the gravitational interaction is dictated by general relativity, making use of pressureless cold dark matter (CDM) and a cosmological constant Λ . It is a successful model since it fits with high statistical confidence many observational tests, like the Cosmic Microwave Background (CMB), Supernovae, Baryonic Acoustic Oscillations (BAO) and indirect estimations for the Hubble parameter as a function of redshift, $H(z)$. It is called the concordance model because all such observations can be described using the same set of parameter values. The Λ CDM model gives a hydrodynamic treatment for the matter components of the Universe and the description of its background dynamics is given by the Friedmann equation

$$H^2(a) = H_0^2 \left(\frac{\Omega_{m0}}{a^3} + \frac{\Omega_{r0}}{a^4} + \frac{\Omega_k}{a^2} + \Omega_\Lambda \right), \quad (1)$$

where a is the scale factor, H_0 is the present value for the Hubble parameter, Ω_{m0} generically denotes the fractional matter density components (assumed pressureless) of the Universe, Ω_{r0} is the fractional radiation density term, Ω_k is the term related to the curvature and Ω_Λ denotes the cosmological constant component. The last one is essential to describe the late time accelerated expansion of the Universe. In practice, the contribution of the radiation at late times (i.e., at the time of structure formation) is negligible compared to the matter and cosmological constant terms. Also, observations indicate that the geometry of the Universe is almost flat. Hence the contribution of the curvature is practically irrelevant, $\Omega_k \approx 0$.

Despite the Λ CDM model being in agreement with several observational tests, there are still a few (but important) problems unsolved. Among the problems with Λ CDM model are worth citing the excessive agglomeration of matter due to the nature of the CDM and the puzzle of missing satellites [1, 2], the cusp-core problem [3–5] and also the issue related to the fact that the Planck collaboration observed less clusters than expected [6]. These problems, in principle unexplained by the Λ CDM model, motivate finding possible modifications for the current cosmological concordance model in ways that could solve such issues.

Given that the standard CDM model is plagued by the apparent excess of clustered structures, we can see this as a possible clue on the role that some physical mechanism able to suppress the density contrast growth can play in solving the small scale problems. To address the problem of finding such suppression mechanism, the approach we will use in this work is to relax the assumption that dark matter behaves on large scales as a perfect and adiabatic fluid

^{*}carolina.barbosa@aluno.ufes.br

[†]Electronic address: velten@pq.cnpq.br

[‡]Electronic address: fabris@pq.cnpq.br

[§]Electronic address: rudnei@uerj.br

and, instead, we will assume that it behaves as a fluid with natural dissipative effects built in. It has been previously studied models with the introduction of dissipative effects in the CDM component as a step towards alleviating the problems above mentioned, e.g., making use of bulk viscous effects [7–10]. The inclusion of a bulk viscosity makes the model more realistic since during the structure formation era some non-perfect processes ought to occur.

There are many possible dissipative processes that can occur during the cosmic evolution, such as particle production [11–16], matter diffusion [17] and fluid viscosity [7, 18]. Within the latter, dissipative effects on the radiation fluid, such as bulk and shear viscosities, has been shown to be of particular importance during the inflationary epoch [19–24] and also as a possible description for dark matter and dark energy [25–30]. The option for a late time accelerated universe was mentioned well before the direct evidence from Supernovae observations [18]. In fact, bulk viscosity implies a negative pressure contribution that can accelerate the universe. Although this effect can lead to a realistic mechanism for phantom cosmologies [31], its use as the agent playing the role of accelerating the late time expansion has been revealed problematic [10, 24, 32, 33], and the presence of dark energy (e.g. in the form of a cosmological constant) seems to still be necessary. A recent review of the main results on bulk viscous cosmologies is presented in Ref. [34].

In previous works the role played by the bulk viscosity in the linear structure formation process has been studied [33, 35–42]. In the present work, however, we aim also to assess the role played by the shear viscosity and its combined effect with the bulk viscosity on the structure formation process. Shear viscosity has mostly been neglected in these type of studies on the grounds of not contributing for a homogeneous and isotropic universe, which is certainly true at the background level but this is not the case at the level of the perturbations. References [43, 44] should be mentioned here since the impact of shear-like effects on CMB have been investigated, but using an effective parametrization for the speed of sound which differs from the present work. In this work we seek to determine whether or not shear viscosity alone, and also in combination with the bulk viscosity, can have a similar impact on the growth suppression as found for the bulk viscosity alone. As already mentioned, shear viscosity does not contribute to an isotropic and homogeneous background. However, it contributes to the evolution of perturbations, which can be non negligible, as already shown in the case of early universe cosmology, in particular during inflation [21, 23]. In this work we will perform a similar inspection in the context of the dark matter models. The behavior of the density contrast will be analyzed and compared with the standard Λ CDM model. Moreover, the results will be tested using the redshift space distortion data. Other dissipative effects, like for instance heat conduction, are not so relevant in our analysis. Such effects are closely connected to the coupling of the baryonic matter with the photon radiation, which are important either at times closer to recombination, or in the highly nonlinear regime of structure formation at small scales (e.g., galaxy formation) and when it becomes important for modeling astrophysical processes. In fact, it is well known that heat conduction can be as important as shear viscosity when considering their effects on the photon-baryon plasma, affecting the baryon acoustic oscillations through Silk damping [45]. Neither of these regimes where heat conduction would be of relevance will be treated in this work, which is concerned with the linear regime only for the cosmological scalar perturbations and it will refer, therefore, to an epoch where neither baryons nor photons (radiation) are the most important component. This is very reasonable, since in this regime the most important component of matter is dark matter and given that we still do not have a proper understanding of its nature, it is reasonable to describe it beyond the ideal, pressureless fluid approximation, endowing it with viscous properties. Nevertheless, there might be also an important contribution from the baryons even in the linear regime and in which case the baryonic fluid is well described as a pressureless fluid. Thus, we will also investigate how the inclusion of a separated baryonic sector (during the linear regime of structure formation) might impact our bounds on the dark matter viscosity.

This paper is organized as follows. In section II we set the background model, introducing a dissipative dark matter component. In section III, a perturbative analysis is performed and the relevant expressions required for our analysis are derived. In section IV we present our numerical results concerning how the density contrast is changed as a function of the bulk and shear viscosities. We also give a statistical analysis and we determine the preferable values for the viscosities using the most recent redshift-space-distortion based $f(z)\sigma_8(z)$ data. In section V we analyze how the inclusion of baryon can change our results. In section VI we discuss the results obtained and present our conclusions.

II. THE BACKGROUND DYNAMICS OF THE Λ VISCIOUS CDM MODEL

The present cosmological model that we investigate shares some similarities with the standard Λ CDM. However, in our approach dark matter behaves as a viscous/dissipative component. The general structure of this model is given by the field equation

$$R_{\mu\nu} - \frac{1}{2}g_{\mu\nu}R - \Lambda g_{\mu\nu} = 8\pi GT_{\mu\nu}, \quad (2)$$

where $T_{\mu\nu}$ stands for the energy momentum tensor of the viscous matter. This tensor possesses both the perfect fluid structure as well as the possible dissipative effects in the form of bulk viscosity ξ and shear viscosity η , respectively, such that [46, 47]

$$T^{\mu\nu} = \rho u^\mu u^\nu - p (g^{\mu\nu} - u^\mu u^\nu) + \Delta T^{\mu\nu}, \quad (3)$$

where the component $\Delta T^{\mu\nu}$ is the viscous contribution to the fluid,

$$\begin{aligned} \Delta T^{\mu\nu} &= \eta [u^{\mu;\nu} + u^{\nu;\mu} - u^\rho \nabla_\rho (u^\mu u^\nu)] \\ &+ \left(\xi - \frac{2}{3} \eta \right) (g^{\mu\nu} - u^\mu u^\nu) \nabla_\rho u^\rho. \end{aligned} \quad (4)$$

For simplicity, we set the kinetic pressure to $p = 0$. Then, our dark matter possesses only the viscous pressure

$$p_v = -\xi u^\mu{}_{;\mu}. \quad (5)$$

The above viscous pressure will be assumed as the total pressure of the dark matter component, but here it is expedient a cautionary remark. It is widely known that in non-equilibrium thermodynamics the viscous pressure represents a small correction to the positive defined equilibrium (kinetic) pressure. This condition applies both to the non-causal Eckart theory [48], as in Eq. (5), and to the causal Müller-Israel-Stewart formalism [49–51].

In addition to the viscous effects we consider in this work, there could also be kinetic effects that could be of importance (e.g. like radiation pressure, or velocity dispersion effects). As far these effects are concerned in the context of dark matter, we recall that in general viable cold dark matter candidates (WIMPs, for instance) are based on particle masses of order $m_{dm} \sim \mathcal{O}(\text{GeV})$, resulting in an almost negligible kinetic pressure. However, one can promote a fair estimation on m_{dm} such that the kinetic pressure would be relevant. Let us assume that the thermal contribution has the upper limit given by the CMB temperature (it is equal to this temperature in case of thermal equilibrium of all the cosmic matter components). Note that here we only want to get an estimate on the upper bound contribution, so we will assume the unlikely case that WIMPs would be in equilibrium with the CMB (which is clearly not possible, otherwise these type of DM would already been detected). This temperature today is $T_0 = 2.35 \times 10^{-13}$ GeV and the (physical) temperature will scale with the redshift as $T(z) = (1+z)T_0$. Thus, the temperature decreases as the universe evolves, while the rest mass contribution remains constant. As an upper bound estimation, let us suppose that both contributions are equal at a given redshift z . Hence this assumption implies, $m = 3(1+z)T_0/2$. With this equality occurring, for instance, at the decoupling time $z_{eq} \simeq 1000$, then we readily obtain an estimate for the mass as being $m \sim 0.3$ eV. This is of the order of the estimated neutrino mass. If the equality happens more recently, the value of m is still smaller. Indeed, WIMPs are expected to decoupled from the primordial bath much earlier around $T \sim \text{GeV}$. Hence, in order for the kinetic contribution to be relevant, the mass of dark matter particles must be extremely small. In fact, for dark matter candidates that can have very small masses, like axions, or other typical dark matter candidates, like WIMPs, are expected to freeze out much earlier in the history of the universe and are decoupled from the standard model particles well before the decoupling time (we recall that present day cosmological observations tends to strongly constrain any form of warm dark matter). Furthermore, in the linear regime for the perturbations that we will be focusing in this work, kinetic effects have been estimate to contribute mostly at the percentage-level only [52, 53].

Using a FLRW metric the Friedmann equation reads

$$H^2 \equiv \left(\frac{\dot{a}}{a} \right)^2 = \frac{8\pi G}{3} \rho_v + \frac{\Lambda}{3}, \quad (6)$$

where G is the gravitational Newton constant and Λ the cosmological constant. In the above equation we are assuming a flat Euclidean geometry and we have neglected the radiation contribution, which is much smaller than the matter component by the time of interest here, when structures start to form in the Universe and which occurs much later than radiation domination. In addition, we will consider in the following that all the matter components, represented by the ρ_v term, are endowed with viscous properties. Indeed, if only the linear regime structure formation is considered, which is the case considered in this work, it is unnecessary a proper separation between baryons and dark matter. Baryonic fluctuations $\delta\rho_b$ follow the dark matter ones $\delta\rho_b/\rho_b \rightarrow \delta_{DM}/\rho_{DM}$ in the linear regime. One should also recall that baryons totals about 1/6 of the present total matter distribution, thus, even if our analysis fails in providing the

correct estimation on the impact of the viscosities due to neglecting the baryons contribution, this is not expected to lead to appreciable changes in our bounds on the viscosities. We could also in principle assign for the dark and the baryonic matters different viscous properties, but as far the objective of the present work is concerned, i.e., to assess the relative importance of the bulk and shear viscosities in the linear structure formation process, this is an unnecessary complication. In any case, the baryonic matter is a subdominant component with respect to dark matter. Moreover, in the later phases of the evolution of the Universe it exhibits generally the pattern determined by the dark matter component. An explicit analysis of the effects of the baryonic component on our results will be performed in section V.

By defining the fractional densities $\Omega_v = 8\pi G\rho_v/(3H_0^2)$ and $\Omega_\Lambda = \Lambda/(3H_0^2)$, where H_0 is the present value for the Hubble parameter, then the Friedmann equation (6) becomes

$$H^2 = H_0^2 (\Omega_v + \Omega_\Lambda). \quad (7)$$

Using now the fluid equation for ρ_v ,

$$\dot{\rho}_v + 3H(\rho_v + p_v) = 0, \quad (8)$$

and recalling that for a bulk viscous matter fluid in a FLRW metric the pressure is $p_v = -3H\xi$, we can recast Eq. (8) as an equation for the fractional density Ω_v as

$$a \frac{d\Omega_v}{da} + 3\Omega_v(1 + \omega_v) = 0, \quad (9)$$

where we have defined the fluid equation of state parameter for the viscous dark matter fluid, ω_v , as

$$\omega_v \equiv \frac{p_v}{\rho_v} = -\frac{3H\xi}{\rho_v}. \quad (10)$$

We note that in the present work the formalism developed in Refs. [46, 48] is employed such as to keep contact with similar previous works. Moreover, for the late Universe (the period of the cosmic evolution we are interested in) this non-causal formalism constitutes a good approximation. Furthermore, the validity of the hydrodynamic equations describing the bulk, and similarly for the shear, viscous contributions considered here typically requires $|\omega_v| \ll 1$, otherwise a higher order hydrodynamics formulation is required [54] (see for instance Ref. [22] for a contrast of different viscous hydrodynamic formulations as far as early Universe cosmology is concerned). We will then limit our analysis within the regime of validity of the present hydrodynamics formalism.

In the following, it will also be useful to define dimensionless bulk and shear viscosities, $\tilde{\xi} = 24\pi G\xi/H_0$ and $\tilde{\eta} = 24\pi G\eta/H_0$, respectively. We will also assume a general form for the viscous coefficients such that [55],

$$\xi \equiv (\Omega_v/\Omega_{v0})^\nu \xi_0, \quad (11)$$

$$\eta \equiv (\Omega_v/\Omega_{v0})^\lambda \eta_0, \quad (12)$$

where the exponents ν and λ are real numbers, while ξ_0 and η_0 are constant parameters. In general the coefficients of bulk and shear viscosities can be proportional also to the particle free mean path, but this requires the knowledge of the microscopic details of the interactions involving the dark matter particles. In this work we are not considering specific candidates for dark matter particles and by assuming the functional forms given by Eqs. (11) and (12) has the advantage of allowing for a completely model independent analysis. In fact, the above general forms assumed for the viscosities are quite natural for an isotropic and homogeneous Universe and, under this symmetric configuration, it may cover for example the expressions displayed in Refs. [47, 56].

III. PERTURBATIVE DYNAMICS

To study the perturbative dynamics when including the viscosities, we will work in the Newtonian gauge. Hence, the line element for scalar perturbations in an homogeneous and isotropic flat Universe is

$$ds^2 = a^2(\tau) [-(1 + 2\phi)d\tau^2 + (1 - 2\psi)\delta_{ij}dx^i dx^j], \quad (13)$$

where τ is the conformal time and ϕ and ψ are the metric perturbations, which are in general equal in the absence of anisotropic stresses, e.g., shear viscosity, but for dissipative processes, as it will be considered here, they are independent functions [57].

A. Perturbed Einstein equations

Applying Eq. (13) to the Einstein equations we obtain, for example, the (0, 0)-component, in momentum space, as given by

$$-k^2\psi - 3\mathcal{H}(\psi' + \mathcal{H}\phi) = \frac{3}{2}\Omega_v\mathcal{H}_0^2a^2\Delta, \quad (14)$$

while the (0, i)-component is

$$-k^2(\psi' + \mathcal{H}\phi) = \frac{3}{2}\mathcal{H}_0^2\Omega_v(1 + w_v)a\theta, \quad (15)$$

where $\mathcal{H} = \frac{a'}{a}$, with the symbol " ' " corresponding to a derivative with respect to the conformal time, k is the (comoving) momentum. In the above equations we have also defined the density contrast, $\Delta = \delta\rho/\rho$. From the (0, i)-component of the Einstein's equation (15), we obtain the definition for the velocity potential $\theta = \partial_i\delta u^i$.

Finally, the evolution of the potentials ψ and ϕ are encoded in the $i - j$ component of the Einstein equation,

$$\begin{aligned} & \left[\psi'' + \mathcal{H}(2\psi + \phi)' + (2\mathcal{H}' + \mathcal{H}^2)\phi + \frac{1}{2}\nabla(\phi - \psi) \right] \delta_j^i \\ & - \frac{1}{2}\partial_i\partial_j(\phi - \psi) = 4\pi G a^2 \delta T_j^i, \end{aligned} \quad (16)$$

where

$$\begin{aligned} \delta T_j^i &= \delta p \delta_j^i - \xi \left(\delta u_{,m}^m - \frac{3\mathcal{H}}{a}\phi - \frac{3\psi'}{a} \right) \delta_j^i - (\delta\xi) \frac{3\mathcal{H}}{a} \delta_j^i \\ & - \eta g^{ik} \delta_j^l \left(\delta u_{k,l} + \delta u_{l,k} - \frac{2}{3}a^2 \delta u_{,m}^m \delta_{kl} \right), \end{aligned} \quad (17)$$

and from the $i \neq j$ case of the above equation we find

$$-\frac{k^2}{2}(\phi - \psi) = \frac{3\mathcal{H}^2}{\rho}\eta\theta. \quad (18)$$

From Eq. (18) one notices that $\phi \neq \psi$ if $\eta \neq 0$. This demonstrates a clear feature of the presence of shear viscosity (anisotropic stress), i.e., the Newtonian potentials do not coincide. It is worth noting that $\phi \neq \psi$ is also seen as a manifestation of modified gravity theories [58–61]. Therefore, this aspect represents an important degeneracy in cosmological perturbation theory, which is not frequently noticed in the literature.

B. Quasi-static approximation

We are interested in the evolution of small scale (inside the Hubble radius) perturbations along the matter dominated period. In such situation, the Newtonian potentials ϕ and ψ almost do not vary in time. Hence, a quasi-static approximation for these quantities is a good approximation. Thus, the continuity equation can be written as

$$\Delta' - 3\mathcal{H}\omega_v\Delta + (1 + 2\omega_v)(a\theta) - \frac{9\mathcal{H}^2(\delta\xi)}{\rho a} \approx 0, \quad (19)$$

and the (0-0) component of the Einstein's equation becomes

$$-k^2\psi \approx \frac{3}{2}\Omega_v\mathcal{H}_0^2a^2\Delta. \quad (20)$$

By combining Eqs. (19) and (20), the (0 - i) component equation (15) becomes,

$$\begin{aligned}
& (a\theta)' + \left[\mathcal{H}(1 - 3w_v) + \frac{w'_v}{1 + w_v} + \frac{k^2 \left(\tilde{\xi} + \frac{4}{3}\tilde{\eta} \right)}{a\rho(1 + w_v)} \right] (a\theta) \\
& + \frac{k^2 w_v \psi'}{\mathcal{H}(1 + w_v)} - \frac{k^2 \phi}{1 + w_v} - \frac{w_v k^2 (\delta\xi)}{\xi(1 + w_v)} = 0.
\end{aligned} \tag{21}$$

Using the Eqs. (7), (9) and (10), we obtain that

$$\frac{a}{H} \frac{dH}{da} = -\frac{3}{2}(1 + \omega_v)\Omega_v \frac{H_0^2}{H^2}, \tag{22}$$

and

$$a \frac{d\omega_v}{da} = 3\omega_v(1 + \omega_v) \left(1 - \nu - \frac{\Omega_v H_0^2}{2 H^2} \right). \tag{23}$$

Then, using Eq. (21), after some algebra, we can express the equation (19) for the density contrast as a closed second-order differential equation in the form

$$\begin{aligned}
& a^2 \frac{d^2 \Delta}{da^2} + \left(3 - \frac{3}{2}\Omega_v \frac{H_0^2}{H^2} + A + k^2 B \right) a \frac{d\Delta}{da} \\
& + (C + k^2 D) \Delta = 0,
\end{aligned} \tag{24}$$

where the factors A , B , C and D appearing in the above equation are defined, respectively, as

$$\begin{aligned}
A &= \frac{3\omega_v}{1 + 2\omega_v} \left[2\nu(1 + \omega_v) - 3 - 4\omega_v - \omega_v \Omega_v \frac{H_0^2}{H^2} \right] \\
& - \frac{2\omega_v}{1 + \omega_v} \frac{R}{\Omega_v},
\end{aligned} \tag{25}$$

$$B = -\frac{w_v(1 + \frac{4}{3}R)}{3H^2 a^2 (1 + w_v)}, \tag{26}$$

$$\begin{aligned}
C &= -\frac{3\Omega_v H_0^2}{2 H^2} \left\{ \frac{1}{(1 + \omega_v)(1 + 2\omega_v)} + \frac{\omega_v}{1 + 2\omega_v} [3\nu(4\omega_v^2 \right. \\
& + 5\omega_v + 2) - 12\omega_v^2 - 15\omega_v - 2] \right\} - \frac{3(1 - \nu)\omega_v}{1 + 2\omega_v} [-3\nu(2\omega_v^2 \\
& + 2\omega_v + 1) + 7\omega_v + 5] + \frac{2(1 - 3\nu)\omega_v^2}{1 + \omega_v} R,
\end{aligned} \tag{27}$$

$$D = \frac{w_v^2(1 + \frac{4}{3}R)}{H^2 a^2 (1 + w_v)} (1 - \nu) + \frac{\nu\omega_v(1 + 2w_v)}{1 + w_v} \left(\frac{\Omega_v}{\Omega_{v0}} \right)^\nu \tag{28}$$

where in the above equations we have also introduced the quantity $R \equiv \tilde{\eta}/\tilde{\xi}$, i.e., the ratio between the (dimensionless) shear and bulk viscosities. Using Eqs. (11) and (12), R can also be explicitly written as

$$R = \frac{\tilde{\eta}_0}{\tilde{\xi}_0} \left(\frac{\Omega_v}{\Omega_{v0}} \right)^{\lambda - \nu}. \tag{29}$$

Note that in the absence of bulk viscosity, $\omega_v \rightarrow 0$, $\omega_v R \rightarrow -\tilde{\eta}H/(3H_0\Omega_v)$ and the above expressions for the factors A , B , C and D reduce to

$$A = \frac{2\tilde{\eta}}{3\Omega_v^2} \frac{H}{H_0}, \tag{30}$$

$$B = \frac{4\tilde{\eta}}{27a^2\Omega_v H H_0}, \tag{31}$$

$$C = -\frac{3}{2}\Omega_v \frac{H_0^2}{H^2}, \tag{32}$$

$$D = 0, \tag{33}$$

and we can see explicitly how the differential equation for the density contrast depends on the shear.

IV. NUMERICAL RESULTS AND STATISTICAL ANALYSIS

We now present our numerical results concerning how the density contrast Δ is changed as a function of the bulk and shear viscosities. We analyze the behavior in terms of both the magnitude for the bulk and shear viscosities, ξ_0 and η_0 , but also how the dependence of the viscosities in terms of the fluid density, parameterized by the exponents ν and λ in Eqs. (11) and (12), influence the results. Finally, we will provide a statistical analysis to determine preferable values for the viscosities using the most recent redshift-space-distortion based $f(z)\sigma_8(z)$ data.

A. Linear growth of viscous dark matter halos

In the following we show the results for the linear evolution of the density contrast Δ considering the scale $k = 0.2h \text{ Mpc}^{-1}$, which corresponds to the scale for typical galaxy clusters. According to the Λ CDM standard cosmology, such objects became nonlinear, i.e., the density contrast approaches $\Delta \sim 1$ at recent times, when the scale factor is $a_{nl} \sim 0.5$, or equivalently, at redshift $z_{nl} \sim 1$. In all of our results the initial conditions are taken at the matter-radiation equality and they are set with the help of the CAMB code [62].

In fig. 1 we compare the combined effects of bulk and shear with their isolated effects. Here, for convenience, we have assumed constant coefficients, by taking the exponents $\nu = \lambda = 0$ in Eqs. (11) and (12). We can see clearly from the results shown in this figure that both bulk and shear contribute in a similar way. Both viscosities act in a way to attenuate the matter perturbation growth. For the case $\tilde{\eta}_0 = 10^{-6}$ and $\tilde{\xi}_0 = 10^{-6}$, panel (a), the evolution of Δ remains close to the concordance Λ CDM model. The $R = 1$ curve means that both effects are acting simultaneously with the same magnitude, i.e., $\tilde{\eta}_0 = \tilde{\xi}_0 = 10^{-6}$ in panel (a) and $\tilde{\eta}_0 = \tilde{\xi}_0 = 10^{-5}$ in panel (b).

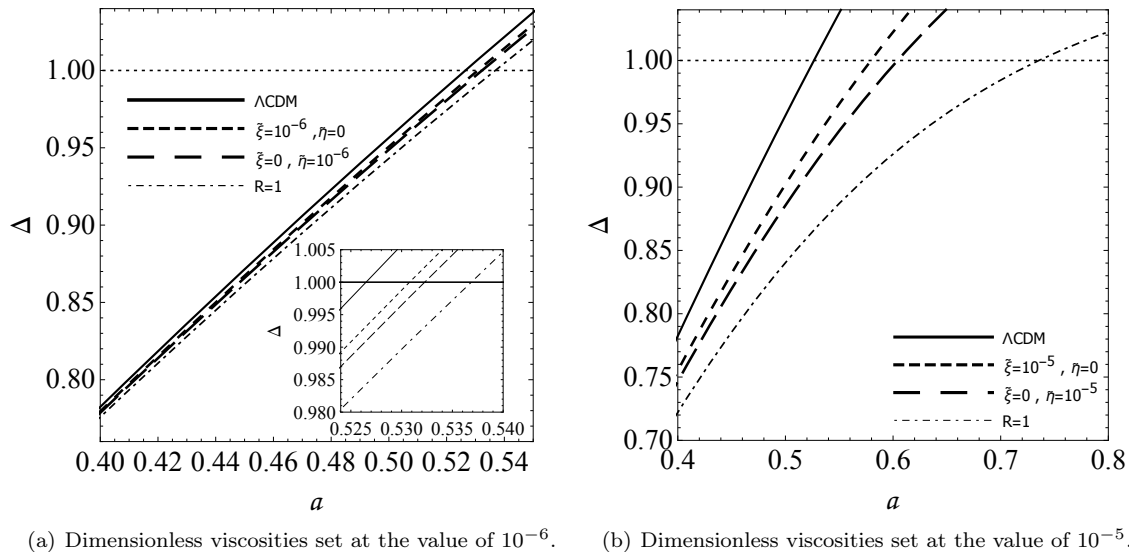


FIG. 1: The density contrast Δ as a function of the scale factor a showing the combined effects of bulk and shear for two different values for the dimensionless viscosities (when setting one of them to zero) and the comparison with the case $R = 1$, i.e., $\tilde{\xi} = \tilde{\eta}$, and the standard Λ CDM case.

In fig. 2 we show the isolated effects of the shear, shown in the panel (a), and that due to the bulk, shown in the panel (b), on the density contrast Δ . As in the previous figure, we are also here assuming constant viscosities, i.e., we have considered $\nu = \lambda = 0$ in Eqs. (11) and (12). It is clear that both the shear and the bulk act in a similar way on how they suppress (damp) the growth of Δ .

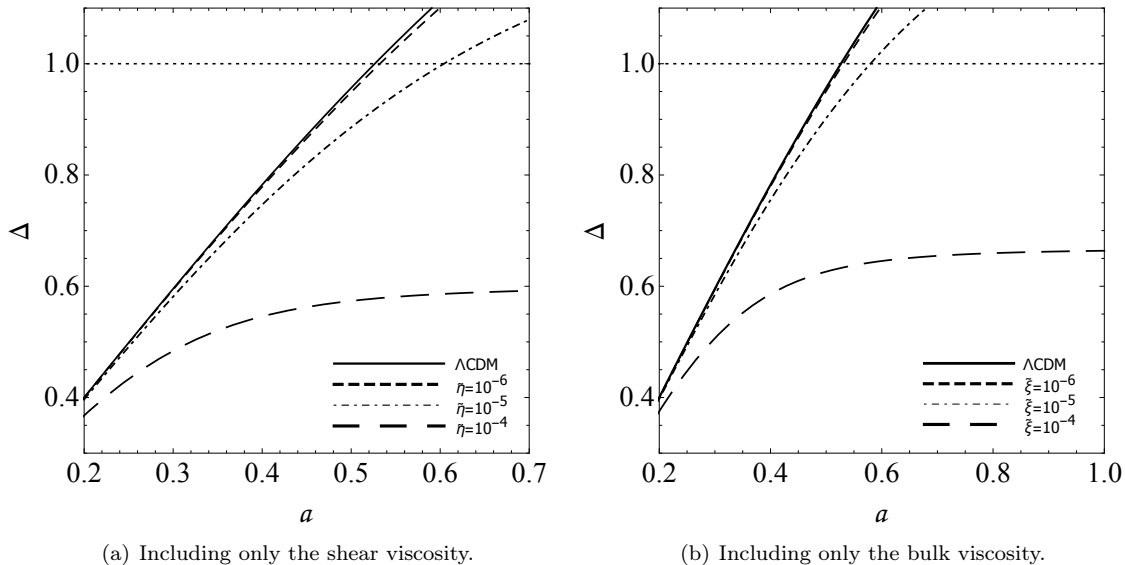


FIG. 2: The density contrast Δ as a function of the scale factor a showing the individual effects due to bulk and to the shear viscosity.

In general, bulk and shear viscosities act to suppress the growth of density perturbations, as it could be expected from the beginning. It must be stressed once again that even though the shear does not contribute for the background dynamics, it affects the perturbations. The contribution of the shear viscosity for the suppression of the growth of the matter perturbation is seen as effective as the bulk viscosity is and it might be even more relevant, as the results shown in figs. 1 and 2 indicate. The simultaneous combination of both dissipative effects enhances the suppression of the matter perturbation growth. For the perturbations to be able to reach the nonlinear regime (as required to give birth to local structures such as galaxies and clusters of galaxies), the dimensionless coefficients $\tilde{\xi}$ and $\tilde{\eta}$, for the bulk and shear viscosities, respectively, when acting individually or in combination, must be at most of the order of 10^{-6} . The relative contribution between the two dissipative components, R , is also relevant. For instance, when R is greater than one the perturbations in general do not reach the nonlinear regime. This reveals the important rôle played by the shear viscous component.

In fig. 3 we analyze the effect of the dependence set for the bulk viscosity in Eq. (11) through its exponent ν . Surprisingly, we find that the presence of the bulk viscosity is able to lead to an enhancement, as opposite to suppression, when the shear is absent and ν is positive. This is seen explicitly in the panels (a) and (b) of fig. 3. This anomalous behavior has already been detected in Ref. [35]. Note, however, this same trend does not happen for the case of the shear viscosity, where it always leads to a suppression of the perturbations for either positive or negative exponent λ in Eq. (12) and when the bulk is absent. This is explicitly shown by the results displayed in fig. 4. The inset in fig. 4 zoom in the region around the transition to nonlinearity for the perturbations. Note, however, that these results also show that a shear viscosity with a negative exponent λ suppresses less the growth of Δ than the cases with a positive λ , where we see a relatively larger damping of Δ . This indicates the crucial role played by the shear in the suppression of power in the matter agglomeration in general situations.

Both of these results observed with the bulk and the shear with respect to the sign of the exponents in Eqs. (11) and (12) can be understood from the equations derived in the previous section. The bulk viscosity influences both the damping term (the first-order derivative term) in Eq. (24) as also the term in front of the linear term, i.e., the "frequency" term, in an analogy with the damped harmonic oscillator equation in basic mechanics. The most relevant change caused by the exponent ν happens in particular in the later. The term $C + k^2 D$ is dominated by the last contribution in Eq. (28). For a bulk viscosity with a *positive* exponent ν it leads to a larger *negative* frequency like-term. Thus, favoring a larger growing mode with respect to Λ CDM. The opposite happens with a *negative* ν , which increases the frequency-like term positively and causes a larger suppression effect on the growth of Δ . This change

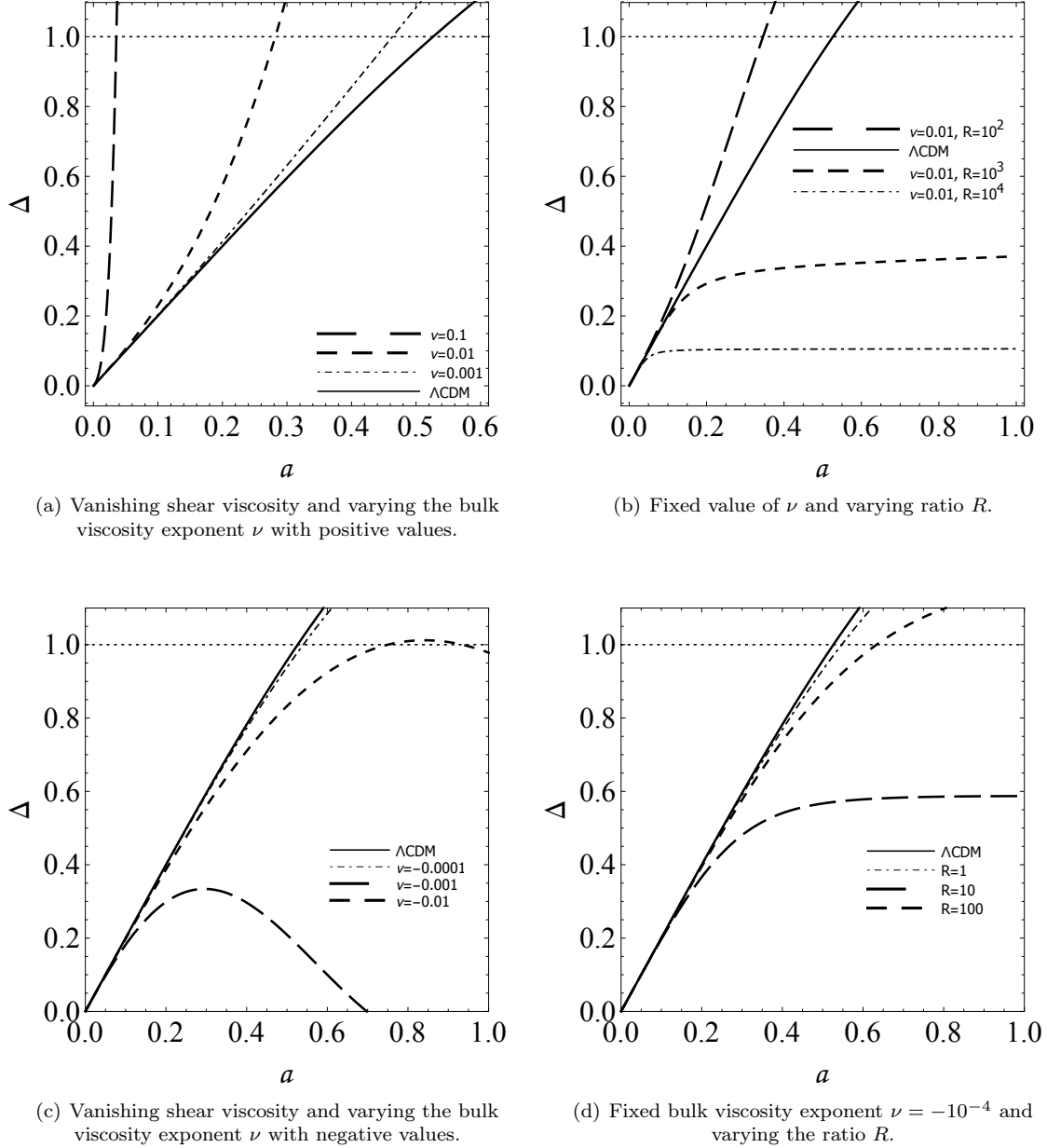


FIG. 3: The density contrast Δ as a function of the scale factor a for fixed bulk viscosity at the dimensionless value $\tilde{\xi}_0 = 10^{-6}$ and for different exponent ν and ratio R . The shear viscosity exponent in all cases is $\lambda = 0$.

of behavior for Δ for a negative or positive ν explains the results seen in fig. 3. When the bulk viscosity is absent and only the shear viscosity is present, the frequency-like term is unchanged with respect to the Λ CDM value and the shear viscosity will affect only the damping-like term in Eq. (24). When the bulk viscosity is absent, it follows the Eqs. (30), (31), (32) and (33). Recalling that in this case that the solution of Eq. (9), when $\omega_v = 0$, is $\Omega_v \propto 1/a^3$. Using Eq. (12), we can easily observe that for a *positive* exponent λ the term $A + k^2 B$ in the damping-like term in the differential equation (24) will grow slower with the scale factor than in the case when the exponent λ of the shear viscosity is *negative*. Thus, we have (recalling that for our initial conditions $a < 1$) that the damping-like term for $\lambda > 0$ will get larger than in the case when $\lambda < 0$. Hence, there is a larger damping of Δ when the exponent λ is positive than in the case when λ is negative. Thus, a negative λ will always lead to results that are closer to the Λ CDM case. This explains the behavior seen in fig. 4. Both of these behaviors with respect to the exponents ν and λ for the viscosities get evident also when we present results for the density contrast Δ at some fixed value of the scale

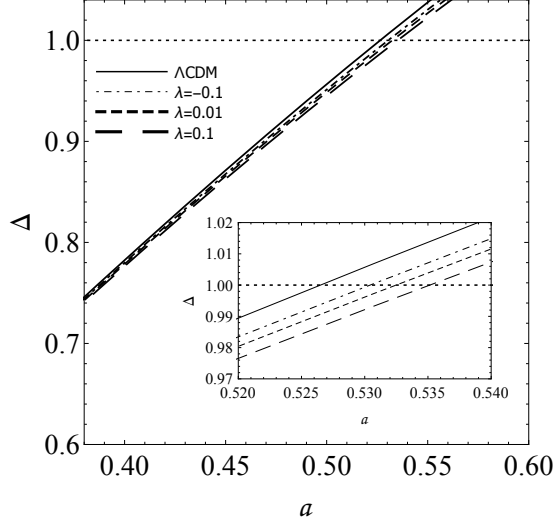
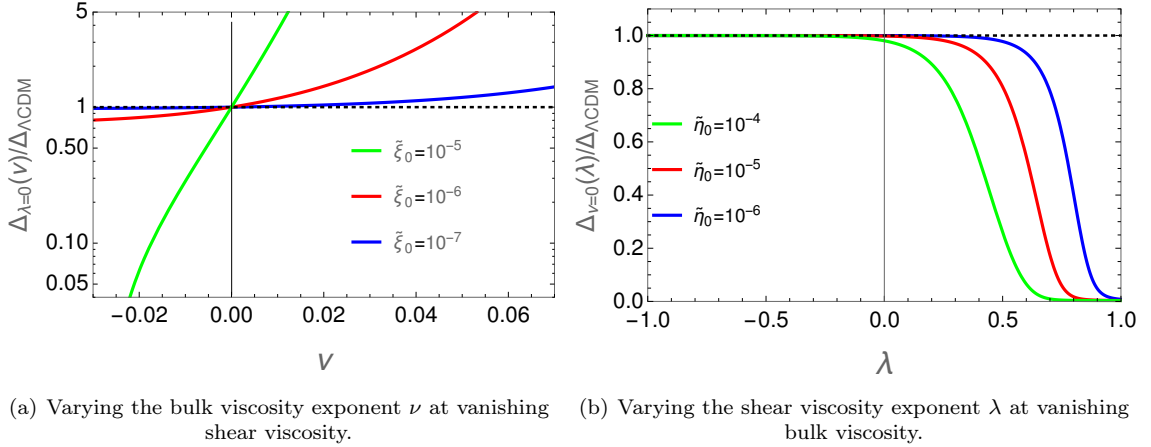


FIG. 4: The density contrast Δ as a function of the scale factor a when the bulk viscosity is absent and for different values for the shear viscosity exponent λ .

a. In fig. 5 we show the ratio of the density contrast Δ with respect to the Λ CDM value, $\Delta_{\Lambda\text{CDM}}$, i.e., in the absence of viscosities. For convenience, we have fixed the scale at the value $a = 0.1$, for which $\Delta_{\Lambda\text{CDM}} \simeq 0.2$ and, thus, well before the nonlinear regime. The behavior explained above gets evident when analyzing the results in this figure. For example, in the panel (a) of fig. 5 we see that a negative ν leads to a result for Δ that is smaller than in the Λ CDM case, while the opposite is seen when ν is positive, in which case $\Delta > \Delta_{\Lambda\text{CDM}}$. Now, in the absence of a bulk viscosity but for a nonvanishing shear viscosity, we have the results shown in the panel (b) of the same figure. In fig. 5(b) we see that a shear viscosity always damp the density contrast and a positive λ produces results that are more strongly damped than for a negative λ , which tend to remain closer to the Λ CDM value.



(a) Varying the bulk viscosity exponent ν at vanishing shear viscosity.

(b) Varying the shear viscosity exponent λ at vanishing bulk viscosity.

FIG. 5: The ratio of the density contrast Δ with respect the Λ CDM value, both fixed at the scale $a = 0.1$, as a function of the viscosities exponents ν and λ and for different values for the viscosity coefficients.

Based on the above results, it is interesting to investigate when a larger viscosity gets favored. From the results shown in fig. 5 we see that a bulk viscosity with a negative exponent ν always damp the growth of Δ and the nonlinear regime is delayed or even prevented for a sufficiently large (and negative) ν and some given bulk viscosity amplitude ξ_0 . On the other hand, a bulk viscosity with a positive exponent ν leads to a nonlinear regime for Δ that can happen much earlier in the evolution than one would desire, thus exacerbating the problems that suffers the Λ CDM model

and explained in the Introduction. A positive exponent ν for the bulk viscosity seems, thus, disfavored. As for the shear viscosity, we always has a suppression of the density contrast with respect to the Λ CDM case. Furthermore, a positive and larger exponent λ damps Δ more strongly than a negative λ . Hence, we see that the larger growth of the density contrast observed with a bulk viscosity with a positive ν can be compensated with a shear viscosity that also has a positive exponent λ , which is the case that leads to the larger damping of Δ . This state of affairs caused by the combined effects of both bulk and shear viscosities is exemplified in the results shown in fig. 6, where we show the same ratio of density contrast used in fig. 5 but now given as a function of the magnitude of the shear viscosity, η_0 . The results are presented in terms of the ratio r , where $r = \tilde{\eta}_0/\tilde{\xi}_0$, i.e., the ratio between the (dimensionless) magnitude for the shear and bulk viscosities. We have once again fixed the scale at the value $a = 0.1$ for convenience and we have chosen the bulk and shear viscosities coefficients at the values $\nu = 0.1$ and $\lambda = 1$, respectively. From the results shown in fig. 6 we see that we can easily compensate the growing behavior of Δ due to a bulk viscosity with a positive and large exponent ν with an equally large and positive shear viscosity exponent λ and a larger magnitude for the shear viscosity. This is mostly likely a more natural situation from a physical view point, since viscosities tend to increase with the density (see, e.g., Refs. [47, 56]) and not the opposite (i.e., viscosities that decrease when the fluid density increases, as in the case where the exponents ν and λ are negative).

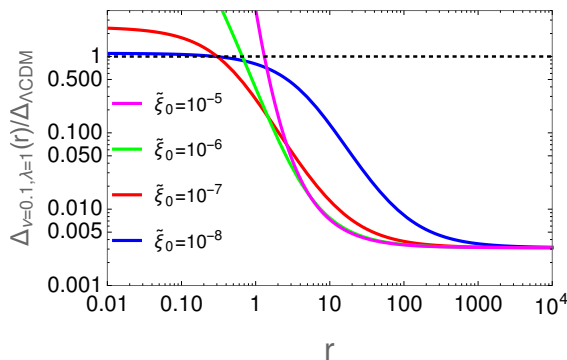


FIG. 6: The ratio of the density contrast Δ with respect the Λ CDM value, both fixed at the scale $a = 0.1$, as a function of the shear to bulk viscosity (dimensionless) coefficients ratio, $r = \tilde{\eta}_0/\tilde{\xi}_0$ and for different values for the bulk viscosity coefficient. The viscosities exponents have been fixed at the values $\nu = 0.1$ and $\lambda = 1$.

B. Constraints from redshift space distortions

The features presented by dissipative effects on the linear perturbation theory can also be studied via the growth rate of matter fluctuations data. Observational projects have inferred from large scale clustering the redshift-space-distortion based $f(z)\sigma_8(z)$ at different redshifts. This observable combines the linear growth rate f ,

$$D(a) = \frac{\Delta(a)}{\Delta(a_0)} \quad \Rightarrow \quad f(a) \equiv \frac{d \ln D(a)}{d \ln a}, \quad (34)$$

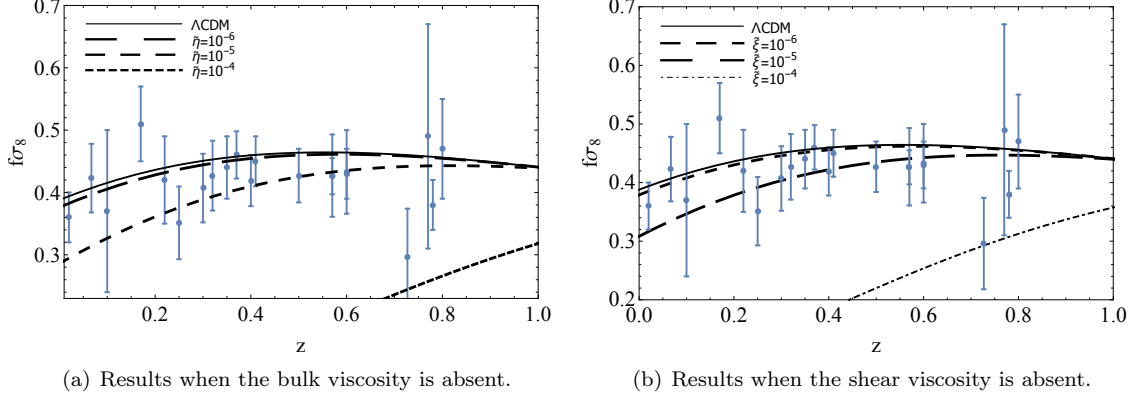
with the variance σ^2 of the density field smoothed on $8h^{-1}$ Mpc scales. The value of the scale factor today is taken as $a_0 = 1$. The sample for the redshift-space-distortion based $f(z)\sigma_8(z)$ that we consider has 21 data and the values are shown in table I.

We have inspected in the previous subsection the evolution of the mode $k = 0.2h\text{Mpc}^{-1}$, which is in the borderline dividing the linear and the nonlinear regime today. The results obtained are consistent with the initial hypothesis of the validity of the linear regime. Hence, in order to compare with the redshift distortion observational data, which refers to modes that stay in the linear regime up to $z \sim 0$, it is more convenient to now consider the value of $k = 0.1\text{Mpc}^{-1}$, which is quite far from the nonlinear regime until today and all the expressions derived in the previous section remain valid.

The linear growth studied in the previous subsection is now shown against the $f\sigma_8$ data of table I in figs. 7, 8, 9 and 10.

TABLE I: The redshift-space-distortion data considered in our statistical analysis.

z	$f(z)\sigma_8(z)$	Reference
0.02	0.360 ± 0.040	[63]
0.067	0.423 ± 0.055	[64]
0.10	0.37 ± 0.13	[65]
0.17	0.51 ± 0.06	[66]
0.22	0.42 ± 0.07	[67]
0.25	0.3512 ± 0.0583	[68]
0.30	0.407 ± 0.055	[69]
0.32	0.427 ± 0.056	[70]
0.35	0.440 ± 0.050	[66]
0.37	0.4602 ± 0.0378	[68]
0.40	0.419 ± 0.041	[69]
0.41	0.45 ± 0.04	[67]
0.50	0.427 ± 0.043	[69]
0.57	0.427 ± 0.066	[71]
0.57	0.426 ± 0.029	[70]
0.6	0.43 ± 0.04	[67]
0.6	0.433 ± 0.067	[69]
0.727	0.296 ± 0.078	[72]
0.77	0.490 ± 0.180	[66]
0.78	0.38 ± 0.04	[67]
0.80	0.47 ± 0.08	[73]

FIG. 7: The linear growth against the $f\sigma_8$ data as a function of the redshift in the absence and presence of the viscosities.

The confidences levels at 1σ and 2σ are shown in fig. 11, where the best fitting values for the parameters $\tilde{\xi}$ and $\tilde{\eta}$ are also indicated. For convenience and simplicity of analysis, we consider two free parameters: The (dimensionless) coefficients for the bulk and the shear viscosities, $\tilde{\xi}_0$ and $\tilde{\eta}_0$, respectively, fixing the respective exponents ν and λ equal to zero in Eqs. (11) and (12). Using the χ^2 parameter, the best fitting is obtained with $\chi_{min}^2 = 15.67$, for $\tilde{\xi}_0 = 1.427 \times 10^{-6}$ and $\tilde{\eta}_0 = 2.593 \times 10^{-6}$. The striking small value of the χ_{min}^2 per degree of freedom (about 0.55) is connected with the very large error bars. The imprecision coming from the redshift space distortions used here indicates that the observational constraints must be faced with caution; they have, at the other hand, the advantage of not suffering too much from model calibration problems, since it is essentially a kinematic effect. Even though, we can construct the parameter estimations using the Bayesian statistical analysis. Since the values for the coefficients $\tilde{\xi}$ and $\tilde{\eta}$ span many negative order of magnitudes, being very near zero, it is more convenient to use a logarithmic

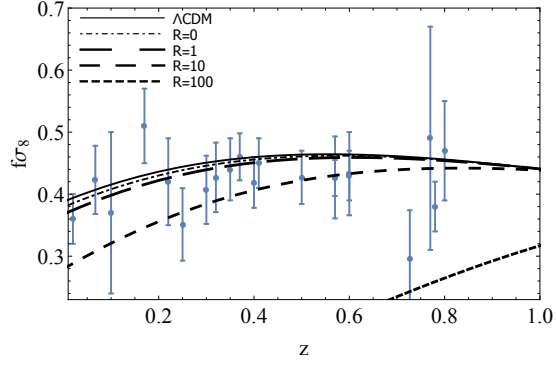


FIG. 8: The linear growth against the $f\sigma_8$ data as a function of the redshift with the combined effects of both bulk and shear viscosities.

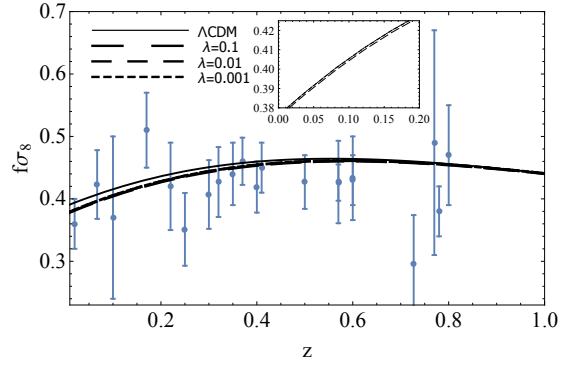


FIG. 9: The linear growth against the $f\sigma_8$ data as a function of the redshift for fixed bulk viscosity $\tilde{\xi}_0 = 0$ and shear $\tilde{\eta}_0 = 10^{-6}$, for different values for the shear exponent λ .

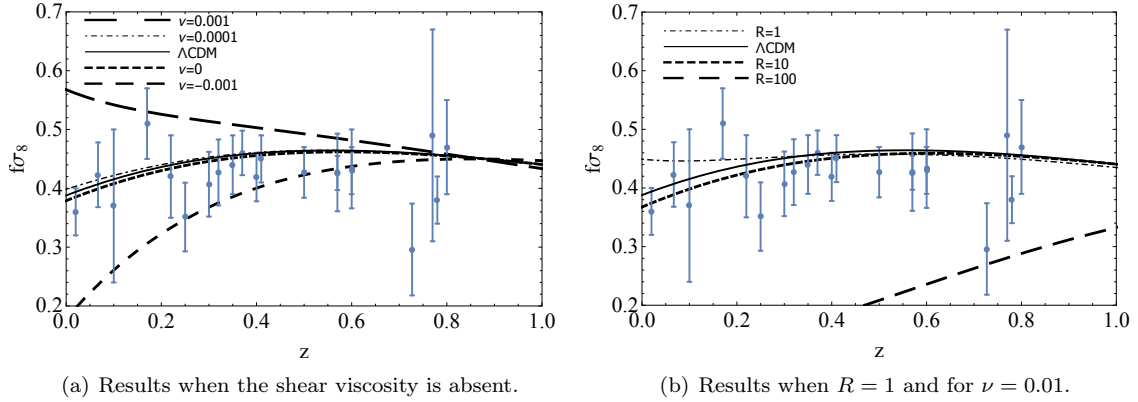


FIG. 10: The linear growth against the $f\sigma_8$ data as a function of the redshift for a fixed value of bulk at $\tilde{\xi}_0 = 10^{-6}$, but varying R and the shear exponent ν .

scale to present the results in fig. 11. One notes that the Λ CDM value ($\xi = \eta = 0$) is excluded at 1σ , but it is still compatible with the data at 2σ .

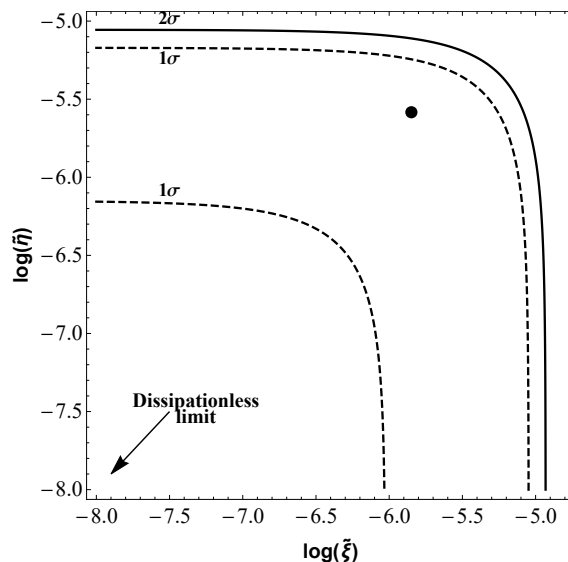


FIG. 11: Contours of statistical confidence level at 1σ and 2σ using the data from table I. The dot indicates the best fit. The standard pressureless case is discarded only within the weak confidence of 1σ .

V. THE EFFECTS OF BARYONS ON THE DARK MATTER GROWTH

We now investigate whether a separated baryonic component modifies our bounds on the dark matter viscous properties. Indeed, a realistic scenario should take baryons into account. Galaxies are formed when baryons radiate away their kinetic energy falling towards the dark matter potential wells. This process starts already at high redshifts when most of the astrophysical scales of interest are still in the linear regime. When the nonlinear stage is reached, many distinct processes like for instance radiative pressure feedback, stellar winds, Supernova feedback or local ultraviolet flux from young stars, drive the final evolutionary stage of galaxies. All such physical mechanisms also involve obviously dissipative effects in the baryonic sector, but only a full hydrodynamical simulation (including Boltzmann transport equations) can properly investigate the impact of baryons, endowed with such properties, on the final matter clustering patterns and this is beyond the applicability of linear cosmological perturbation theory used in this work. Thus, we stay focused on the linear structure formation regime, where the baryonic sector does not develop such departures from the perfect fluid behavior, i.e., we deal their clustering dynamics as the one of a pressureless fluid.

Including baryons ($p_b = 0$) in our model, the Einstein equation $(0-0)$ -component is changed, but the $i \neq j$ component is not, since the stress-tensor T_{ij} is not affected by zero pressure components. Thus, the Einstein equations relevant here are,

$$-k^2\psi - 3\mathcal{H}(\psi' + \mathcal{H}\phi) = \frac{3}{2}\mathcal{H}_0^2 a^2 \left(\frac{\Omega_{b0}}{a^3} \Delta_b + \Omega_v \Delta_v \right), \quad (35)$$

and

$$-\frac{k^2}{2}(\phi - \psi) = \frac{3\mathcal{H}^2}{\rho} \eta \theta_v. \quad (36)$$

At the background level, it is well established that Big Bang nucleosynthesis (BBN) sets a today's fractionary density to $\Omega_{b0} \simeq 0.05$.

The continuity equation for baryons reads

$$\Delta'_b + a\theta_b - 3\psi' = 0, \quad (37)$$

and the Euler equation

$$(a\theta_b)' + \mathcal{H}a\theta_b - k^2\phi = 0. \quad (38)$$

Now, following a similar derivation as used previously to treat the dark matter fluid and applying again the quasi-static approximation, the Einstein equations become

$$-k^2\psi = \frac{3}{2}\mathcal{H}_0^2 a^2 \left(\frac{\Omega_{b0}}{a^3} \Delta_b + \Omega_v \Delta_v \right), \quad (39)$$

$$-\frac{k^2}{2}(\phi - \psi) = \frac{3\mathcal{H}^2}{\rho} \eta \theta_v, \quad (40)$$

while the continuity equation for baryons is

$$a\theta_b = -\Delta_b'. \quad (41)$$

From the background dynamics, we have that

$$\frac{a}{H} \frac{dH}{da} = -\frac{3}{2} \frac{H_0^2}{H^2} \left[(1 + \omega_v) \Omega_v + \frac{\Omega_{b0}}{a^3} \right], \quad (42)$$

and

$$a \frac{d\omega_v}{da} = 3\omega_v(1 + \omega_v) \left[1 - \nu - \frac{\Omega_v H_0^2}{2 H^2} \right] - \frac{3}{2} \frac{H_0^2}{H^2} \omega_v \frac{\Omega_{b0}}{a^3}. \quad (43)$$

Now, using Eq. (43) in the Euler equation, the equation for the density perturbation contrast for the baryons, $\Delta_b \equiv \delta\rho_b/(\rho_v + \rho_b)$, becomes

$$\begin{aligned} & a^2 \frac{d^2 \Delta_b}{da^2} + \left\{ 3 - \frac{3}{2} \frac{H_0^2}{H^2} \left[\Omega_v(1 + \omega_v) + \frac{\Omega_{b0}}{a^3} \right] \right\} a \frac{d\Delta_b}{da} - \frac{3}{2} \frac{H_0^2}{H^2} \frac{\Omega_{b0}}{a^3} \Delta_b \\ &= \left[\frac{3}{2} \frac{H_0^2}{H^2} \Omega_v + \frac{2\tilde{\eta}a}{3H_0\Omega_v(1 + 2\omega_v)} \left(\frac{3H\omega_v}{a} + \frac{H^2}{H_0^2} \frac{\tilde{\xi}\nu}{\Omega_v} \left(\frac{\Omega_v}{\Omega_{v0}} \right)^\nu \right) \right] \Delta_v \\ &- \frac{2\tilde{\eta}Ha}{3H_0\Omega_v(1 + 2\omega)} \frac{d\Delta_v}{da}. \end{aligned} \quad (44)$$

The previous viscous fluid density perturbation equation (24) is also modified when including baryons and it now becomes

$$\begin{aligned} & a^2 \frac{d^2 \Delta_v}{da^2} + \left[3 - \frac{3}{2} \Omega_v \frac{H_0^2}{H^2} - \frac{3}{2} \frac{\Omega_{b0}}{a^3} \frac{H_0^2}{H^2} + \bar{A} + k^2 B \right] a \frac{d\Delta_v}{da} \\ &+ (\bar{C} + k^2 D) \Delta_v = \frac{3}{2} \frac{H_0^2}{H^2} \frac{\Omega_{b0}}{a^3} \frac{(1 + 2\omega_v)}{(1 + \omega_v)} \Delta_b, \end{aligned} \quad (45)$$

with $\Delta_v \equiv \delta\rho_v/(\rho_v + \rho_b)$ and where the factors B and D have the same form as defined before, Eqs. (26) and (28), respectively, while the factors \bar{A} and \bar{C} appearing in the above equation (45) are defined, respectively, as

$$\bar{A} = A + \frac{3\omega_v}{2(1 + 2\omega_v)(1 + \omega_v)} \frac{\Omega_{b0}}{a^3} \frac{H_0^2}{H^2}, \quad (46)$$

and

$$\bar{C} = C + \frac{9\omega_v(2 + 6\omega_v + 5\omega_v^2)}{2(1 + 2\omega_v)(1 + \omega_v)} \frac{\Omega_{b0}}{a^3} \frac{H_0^2}{H^2}. \quad (47)$$

We have now a two-fluid system described by the coupled equations (44) and (45) and where the baryon density contrast enters as a source term in the dark matter viscous equation one.

In the previous sections, we have analyzed the viscous dark matter overdensity growth (when in the absence of baryons) assuming $\Omega_{v0} = 0.3$. When including the baryonic component, we now have the splitting $\Omega_{\text{matter}} \equiv \Omega_v + \Omega_b$, with $\Omega_{v0} = 0.25$ and $\Omega_{b0} = 0.05$. Hence, one possible interpretation is that we have previously considered that even baryons were subjected to the viscous effects.

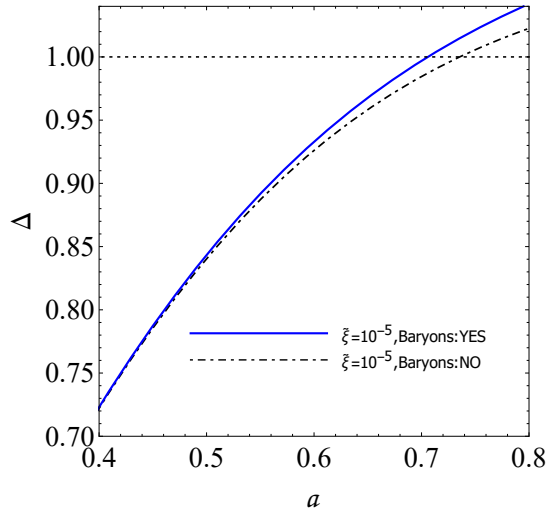


FIG. 12: The density contrast Δ as a function of the scale factor a with $\tilde{\xi} = 10^{-5}$, $\nu = \lambda = 0$ and $R = 1$. The solid line represents Δ_{eff} (where baryons are present). The dashed-dotted line is the same as in Panel (b) of figure 1.

In figure 12 we fix $\tilde{\xi} = 10^{-5}$ and $R = 1$ in the constant viscosities case as an illustrative example of the effect of baryons on the evolution of the effective total density contrast Δ_{eff} , defined as being the weight averaged quantity,

$$\Delta_{\text{eff}} = \frac{\Omega_v \Delta_v + \Omega_b \Delta_b}{\Omega_v + \Omega_b}. \quad (48)$$

In figure 12, the dashed-dotted line corresponds to the case previously shown in panel (b) of figure 1, while the solid line corresponds to the case where baryons are accounted for, following Eq. (48). In both cases we notice that the influence of the background expansion is almost the same. This is simple because values of the viscosities of order 10^{-5} do not lead to a relevant deviation from the standard pressureless dark matter background scaling $\propto a^{-3}$, at low values of the scale factor a . Nevertheless, we note that the inclusion of standard pressureless baryons make the growth suppression in Δ_{eff} to be not so efficient for a fixed viscosity as it did in the previous case of absence of baryons. Thus, a higher value of the viscosity parameters are required such as to be able to lead to the same growth suppression as observed before. Therefore, we can conclude that the inclusion of baryons tends to lead to slightly different upper bounds on the dark matter viscosity.

VI. CONCLUSIONS

In this work we have studied the combined effects of both bulk and shear viscosities on how they affect the perturbations relevant for structure formation. Our study is motivated by the observational evidence in favor of modifications of the concordance Λ CDM model, which has difficulty in explaining a number of important problems, such as the excessive agglomeration of matter due the nature of the CDM, the puzzle of missing satellites, the cuspcore problem and also the issue related to the fact that the Planck collaboration observed less clusters than expected. In particular, the apparent excess of clustered structures indicates the importance of processes able to suppress the density contrast growth, such as viscous effects. Previous studies on this issue have included only effects due to the bulk viscosity and by assuming that the dark matter fluid is endowed only with this viscous effect. Shear viscosity has always been tacitly assumed to lead to negligible effects. This, at first, seems to be a good assumption given that shear effects can only act at the level of the perturbations for a homogeneous and isotropic universe described by the

FLRW metric, while bulk effects act already at the background level. However, our results show that the shear can be as efficient as the bulk in damping the perturbations and delaying the transition to the nonlinear regime. In fact, we have seen that is physically more acceptable and also natural to have a shear viscosity acting concomitantly with the bulk viscosity, as far as their dependence on the cosmological fluid density is concerned.

Our results obtained with the bulk viscosity and in the absence of the shear viscosity, they are found to be in agreement with previous ones [35, 36, 39], indicating that a bulk viscous dark matter can have the effect of alleviating the excess of power existing in the standard cold dark matter scenario. On the other hand, when the effect of the shear viscosity is considered, our results show a strengthening of the suppression of power at small scales (except for some special cases discussed in section IV). This suppression is similar in many aspects to that verified in the warm dark matter scenario [74]. However, perturbations in the viscous fluid may exhibit important differences with respect to the warm dark matter case for some range of scales, mainly at very small scales. The construction of a complete realistic viscous model for the dark sector faces, however, important challenges as, for example, the analysis of deep nonlinear regime addressing the cusp-core problem in galaxies. This requires numerical simulations taking into account the viscous properties discussed here. Our results, thus, points to the importance of considering the possible effects of the viscosities of the fluids considered in these simulations, such as to modeling a more physical and realistic situation that can be in effect in the structure formation problem. Moreover, as a future follow-up of the present work, a more fundamental approach to the hydrodynamics formulation will be interesting to be analyzed, determining more precise forms for the viscous coefficients, and asking probably for a causal description for the viscous fluid, in the spirit of the Müller-Israel-Stewart formalism [49–51].

As a consequence of our results on the effects of the viscous effects on the density contrast and done in conjunction with a statistical analysis, we have been also able to determine some upper bounds on the overall magnitudes for the bulk and shear viscosities as $\xi \lesssim 1.427 \times 10^{-6} H_0 / (24\pi G) \sim 4.0 \times 10^{-12} \text{GeV}^3 \simeq 58.6 \text{Pa sec}$ and $\eta \lesssim 2.593 \times 10^{-6} H_0 / (24\pi G) \sim 7.8 \times 10^{-12} \text{GeV}^3 \simeq 106.5 \text{Pa sec}$, respectively. It must be recalled, however, that these results are based on the much simpler situation where the viscosities are constant. We have shown that varying viscosities with the fluid density can lead to a much richer and varied possibilities. A detailed statistical analysis in this case is, on the other hand, a difficulty task, but we hope to address this with more details elsewhere. We also have shown that the inclusion of baryons, done in the most conservative analysis where the baryons are taken as a pressureless fluid, leads to looser upper bounds on the dark matter viscosity.

Finally, since the viscous effects studied here can be expected to be associated with intrinsic properties of the dark matter component of the universe, these bounds can eventually help to provide future constraints on dark matter candidates and in their searches, through the properties they might have, e.g., their interactions. The study done in this work can be seen as a necessary initial study on the combined effects of both bulk and shear viscosities on structure formation and whose results can very well have other ramifications and to be of importance in unveiling the properties of dark matter.

Acknowledgments

We thank CNPq (Brazil) for partial financial support. J.C.F., H.V. and C.S.M.B. thank also CAPES (Brazil) and FAPES (Brazil) for partial financial support. R. O. R. is partially supported by Conselho Nacional de Desenvolvimento Científico e Tecnológico - CNPq (Grant No. 303377/2013-5) and Fundação Carlos Chagas Filho de Amparo à Pesquisa do Estado do Rio de Janeiro - FAPERJ (Grant No. E-26/201.424/2014) and Coordenação de Pessoal de Nível Superior - CAPES (Processo No. 88881.119017/2016-01).

-
- [1] B. Moore, S. Ghigna, F. Governato, G. Lake, T. R. Quinn, J. Stadel and P. Tozzi, “Dark matter substructure within galactic halos,” *Astrophys. J.* **524**, L19 (1999).
 - [2] A. A. Klypin, A. V. Kravtsov, O. Valenzuela and F. Prada, “Where are the missing Galactic satellites?,” *Astrophys. J.* **522**, 82 (1999).
 - [3] J. F. Navarro, C. S. Frenk and S. D. M. White, “The Structure of cold dark matter halos,” *Astrophys. J.* **462**, 563 (1996).
 - [4] W. J. G. de Blok, “The Core-Cusp Problem,” *Adv. Astron.* **2010**, 789293 (2010).
 - [5] F. Donato *et al.*, “A constant dark matter halo surface density in galaxies,” *Mon. Not. Roy. Astron. Soc.* **397**, 1169 (2009).
 - [6] P. A. R. Ade *et al.* [Planck Collaboration], “Planck 2015 results. XXIV. Cosmology from Sunyaev-Zeldovich cluster counts,” *Astron. Astrophys.* **594**, A24 (2016) .

- [7] W. Zimdahl, "Bulk viscous cosmology", *Phys. Rev.* **D53**, 5483 (1996).
- [8] J.C. Fabris, S.V.B. Gonçalves and R. de Sá Ribeiro, "Bulk viscosity driving the acceleration of the Universe", *Gen. Rel. Grav.* **38**, 495 (2006).
- [9] R. Colistete Jr., J.C. Fabris, J. Tossa and W. Zimdahl, "Bulk viscous cosmology", *Phys. Rev.* **D76**, 103516 (2007).
- [10] O.F. Piattella, J.C. Fabris and W. Zimdahl, "Bulk viscous cosmology with causal transport theory", *JCAP* **1105**, 029 (2011).
- [11] Y. B. Zeldovich, "Particle production in Cosmology", *Pisma Zh. Eksp. Teor. Fiz.* **12**, 443 (1970).
- [12] I. Prigogine, J. Gehehiau, E. Gunzig and P. Nardone, "Thermodynamics and cosmology", *Gen. Rel. Grav.* **21**, 767 (1989).
- [13] J. A. S. Lima, J. F. Jesus and F. A. Oliveira, "Note on 'Continuous matter creation and the acceleration of the universe: the growth of density fluctuations' " *Gen. Rel. Grav.* **43**, 1883 (2011).
- [14] J. C. Fabris, J. A. de Freitas Pacheco and O. F. Piattella, "Is the continuous matter creation cosmology an alternative to Λ CDM?", *JCAP* **06**, 038 (2014).
- [15] R. O. Ramos, M. Vargas dos Santos and I. Waga, "Matter creation and cosmic acceleration", *Phys. Rev.* **D89**, 083524 (2014).
- [16] M. Vargas dos Santos, I. Waga and R. O. Ramos, "Degeneracy between CCDM and Λ CDM cosmologies," *Phys. Rev.* **D90**, 127301 (2014).
- [17] S. Calogero and H. Velten, "Cosmology with matter diffusion", *JCAP* **1311**, 025 (2013).
- [18] T. Padmanabhan and S.M. Chitre, "Viscous universes", *Phys. Lett.* **A120**, 433 (1987).
- [19] R. Maartens and V. Mendez, "Nonlinear bulk viscosity and inflation," *Phys. Rev.* **D55**, 1937 (1997).
- [20] S. del Campo, R. Herrera and D. Pavon, "Cosmological perturbations in warm inflationary models with viscous pressure," *Phys. Rev.* **D75**, 083518 (2007).
- [21] M. Bastero-Gil, A. Berera and R. O. Ramos, "Shear viscous effects on the primordial power spectrum from warm inflation," *JCAP* **1107**, 030 (2011).
- [22] M. Bastero-Gil, A. Berera, R. Cerezo, R. O. Ramos and G. S. Vicente, "Stability analysis for the background equations for inflation with dissipation and in a viscous radiation bath," *JCAP* **1211**, 042 (2012).
- [23] M. Bastero-Gil, A. Berera, I. G. Moss and R. O. Ramos, "Cosmological fluctuations of a random field and radiation fluid," *JCAP* **1405**, 004 (2014).
- [24] M. Giovannini, "Non-linear curvature inhomogeneities and backreaction for relativistic viscous fluids," *Class. Quant. Grav.* **32**, 155004 (2015).
- [25] G. Murphy, "Big-Bang model without singularities", *Phys. Rev.* **D8**, 4231 (1973).
- [26] G. M. Kremer and F. P. Devecchi, "Viscous cosmological models and accelerated universes," *Phys. Rev. D* **67**, 047301 (2003).
- [27] J. R. Wilson, G. J. Mathews and G. M. Fuller, "Bulk Viscosity, Decaying Dark Matter, and the Cosmic Acceleration," *Phys. Rev.* **D75**, 043521 (2007).
- [28] J. S. Gagnon and J. Lesgourgues, "Dark goo: Bulk viscosity as an alternative to dark energy," *JCAP* **1109**, 026 (2011).
- [29] S. Floerchinger, N. Tetradis and U. A. Wiedemann, "Accelerating Cosmological Expansion from Shear and Bulk Viscosity," *Phys. Rev. Lett.* **114**, 091301 (2015).
- [30] D. Blas, S. Floerchinger, M. Garny, N. Tetradis and U. A. Wiedemann, "Large scale structure from viscous dark matter," *JCAP* **1511**, 049 (2015).
- [31] H. Velten, J. Wang and X. Meng, "Phantom dark energy as an effect of bulk viscosity," *Phys. Rev. D* **88**, 123504 (2013).
- [32] B. Li and J. D. Barrow, "Does bulk viscosity create a viable unified dark matter model?", *Phys. Rev.* **D79**, 103521 (2009).
- [33] H. Velten and D. J. Schwarz, "Constraints on dissipative unified dark matter", *JCAP* **1109**, 016 (2011).
- [34] I. Brevik, Ø. Grøn, J. de Haro, S. D. Odintsov and E. N. Saridakis, "Viscous Cosmology for Early- and Late-Time Universe," arXiv:1706.02543 [gr-qc].
- [35] H. Velten, D. J. Schwarz, J. C. Fabris and W. Zimdahl, "Viscous dark matter growth in (neo-)Newtonian cosmology", *Phys. Rev.* **D88**, 103522 (2013).
- [36] H. Velten, T. R. P. Caramês, J. C. Fabris, L. Casarini and R. C. Batista, "Structure formation in a Λ viscous CDM universe", *Phys. Rev.* **D90**, 123526 (2014).
- [37] H. Velten, "Modelling the growth of dissipative dark matter halos," *AIP Conf. Proc.* **1647**, 76 (2015).
- [38] T. R. P. Caramês, J. C. Fabris and H. E. S. Velten, "Spherical collapse for unified dark matter models," *Phys. Rev.* **D89**, 083533 (2014).
- [39] H. Velten, "Viscous Cold Dark Matter in agreement with observations", *Int. J. Geom. Meth. Mod. Phys.* **11**, 1460013 (2014).
- [40] H. Velten and D. Schwarz, "Dissipation of dark matter", *Phys. Rev.* **D86**, 083501 (2012).
- [41] W. S. Hipolito-Ricaldi, H. E. S. Velten and W. Zimdahl, "The Viscous Dark Fluid Universe", *Phys. Rev. D* **82**, 063507 (2010).
- [42] W. S. Hipolito-Ricaldi, H. E. S. Velten and W. Zimdahl, "Non-adiabatic dark fluid cosmology", *JCAP* **0906**, 016 (2009).
- [43] D. B. Thomas, M. Kopp and C. Skordis, "Constraining the Properties of Dark Matter with Observations of the Cosmic Microwave Background," *Astrophys. J.* **830**, no. 2, 155 (2016)
- [44] M. Kopp, C. Skordis and D. B. Thomas, "Extensive investigation of the generalized dark matter model," *Phys. Rev. D* **94**, no. 4, 043512 (2016)
- [45] J. Silk, "Cosmic black body radiation and galaxy formation," *Astrophys. J.* **151**, 459 (1968).
- [46] L. D. Landau and E. M. Lifshitz, *Fluid mechanics*, Pergamon Press (Oxford, 1975).
- [47] S. Weinberg, *Gravitation and Cosmology*, (Wiley, New York, 1972).

- [48] C. Eckart, "The Thermodynamics of irreversible processes. 3. Relativistic theory of the simple fluid", Phys. Rev. **58**, 919 (1940).
- [49] I. Müller, "Zum Paradoxon der Wärmeleitungstheorie", Zeitschrift für Physik, **A98**, 329 (1967).
- [50] W. Israel, "Nonstationary irreversible thermodynamics: A Causal relativistic theory", Annals Phys. **100**, 310 (1976).
- [51] W. Israel and J. Stewart, "Transient relativistic thermodynamics and kinetic theory", Annals Phys. **118**, 341 (1979).
- [52] O. F. Piattella, L. Casarini, J. C. Fabris and J. A. de Freitas Pacheco, "Dark matter velocity dispersion effects on CMB and matter power spectra," JCAP **1602**, 024 (2016).
- [53] J. Adamek, J. Brandbyge, C. Fidler, S. Hannestad, C. Rampf and T. Tram, "The effect of early radiation in N-body simulations of cosmic structure formation," arXiv:1703.08585 [astro-ph.CO].
- [54] W. A. Hiscock and L. Lindblom, "Stability and causality in dissipative relativistic fluids," Annals Phys. **151**, 466 (1983).
- [55] R.E. Graves and B.M. Argrow, "Bulk viscosity: Past to Present", Journal of Thermophysics and Heat Transfer **13**, 337 (1999).
- [56] S. Weinberg, "Entropy generation and the survival of proto-galaxies in an expanding universe", Astrophys. J. **168**, 175 (1971).
- [57] V. Mukhanov, H. Feldman and R. Brandenberger, "Theory of cosmological perturbations", Phys. Rep. **215**, 203 (1992).
- [58] L. Amendola, M. Kunz and D. Sapone, "Measuring the dark side (with weak lensing)", JCAP **0804**, 013 (2008).
- [59] A. De Felice, Tsutomu Kobayashi and Sh. Tsujikawa, "Effective gravitational couplings for cosmological perturbations in the most general scalar-tensor theories with second-order field equations", Phys. Lett. **B706**, 123 (2011).
- [60] A. Silvestri, Levon Pogosian and R.V. Buniy, "A practical approach to cosmological perturbations in modified gravity", Phys. Rev. **D87**, 104015 (2013).
- [61] J. Zuntz, T. Baker, P.G. Ferreira and C. Skordis, "Ambiguous tests of general relativity on cosmological scales", JCA P **1206**, 032 (2012).
- [62] A. Lewis, A. Challinor and A. Lasenby, "Efficient computation of CMB anisotropies in closed FRW models", Astrophys. J. **538**, 473 (2000).
- [63] M. J. Hudson and S. J. Turnbull, "The growth rate of cosmic structure from peculiar velocities at low and high redshifts", Astrophys. J. **751**, L30 (2013).
- [64] F. Beutler *et al.*, "The 6dF Galaxy Survey: $z \approx 0$ measurement of the growth rate and σ_8 ". MNRAS **423**, 3430 (2012).
- [65] M. Feix, A. Nusser and E. Branchini, "Growth Rate of Cosmological Perturbations at $z \sim 0.1$ from a New Observational Test", Phys. Rev. Lett. **115**, 011301 (2015).
- [66] Y. S. Song and W. J. Percival, JCAP **0910**, 004 (2009).
- [67] C. Blake *et al.*, "The WiggleZ Dark Energy Survey: the growth rate of cosmic structure since redshift $z=0.9$ ", MNRAS **415**, 2876 (2011).
- [68] L. Samushia, W. J. Percival and A. Raccanelli, "Interpreting large-scale redshift-space distortion measurements," Mon. Not. Roy. Astron. Soc. **420**, 2102 (2012).
- [69] R. Tojeiro *et al.*, "The clustering of galaxies in the SDSS-III Baryon Oscillation Spectroscopic Survey: measuring structure growth using passive galaxies," MNRAS **424**, 2339 (2012).
- [70] H. Gil-Marín, W. J. Percival, L. Verde, J. R. Brownstein, C. H. Chuang, F. S. Kitaura, S. A. Rodríguez-Torres and M. D. Olmstead, "The clustering of galaxies in the SDSS-III Baryon Oscillation Spectroscopic Survey: RSD measurement from the power spectrum and bispectrum of the DR12 BOSS galaxies", arXiv:1606.00439 [astro-ph.CO].
- [71] B. A. Reid *et al.*, "The clustering of galaxies in the SDSS-III Baryon Oscillation Spectroscopic Survey: measurements of the growth of structure and expansion rate at $z=0.57$ from anisotropic clustering", MNRAS **426**, 2719 (2012).
- [72] A. J. Hawken *et al.*, "The VIMOS Public Extragalactic Redshift Survey: Measuring the growth rate of structure around cosmic voids", arXiv:1611.07046 [astro-ph.CO].
- [73] S. de la Torre *et al.*, "The VIMOS Public Extragalactic Redshift Survey (VIPERS). Galaxy clustering and redshift-space distortions at $z=0.8$ in the first data release", Astron. Astrophys. **557**, A54 (2013).
- [74] H. J. De Vega, P. Salucci and N. G. Sanchez, "The mass of the dark matter particle: Theory and galaxy observations", New Astronomy **17**, 653 (2012) .