

Single-photon nonreciprocal transport in one-dimensional coupled-resonator waveguides

Xun-Wei Xu,^{1,*} Ai-Xi Chen,^{2,1,†} Yong Li,^{3,4,5} and Yu-xi Liu^{6,7}

¹*Department of Applied Physics, East China Jiaotong University, Nanchang, 330013, China*

²*Department of Physics, Zhejiang Sci-Tech University, Hangzhou, 310018, China*

³*Beijing Computational Science Research Center, Beijing 100193, China*

⁴*Synergetic Innovation Center of Quantum Information and Quantum Physics, University of Science and Technology of China, Hefei 230026, China*

⁵*Synergetic Innovation Center for Quantum Effects and Applications, Hunan Normal University, Changsha 410081, China*

⁶*Institute of Microelectronics, Tsinghua University, Beijing 100084, China*

⁷*Tsinghua National Laboratory for Information Science and Technology (TNList), Beijing 100084, China*

(Dated: September 25, 2018)

We study the transport of a single photon in two coupled one-dimensional semi-infinite coupled-resonator waveguides (CRWs), in which both end sides are coupled to a dissipative cavity. We demonstrate that a single photon can transfer from one semi-infinite CRW to the other nonreciprocally. Based on such nonreciprocity, we further construct a three-port single-photon circulator by a T-shaped waveguide, in which three semi-infinite CRWs are pairwise mutually coupled to each other. The single-photon nonreciprocal transport is induced by the breaking of the time-reversal symmetry and the optimal conditions for these phenomena are obtained analytically. The CRWs with broken time-reversal symmetry will open up a kind of quantum devices with versatile applications in quantum networks.

I. INTRODUCTION

The realization of quantum networks, which are composed of many quantum nodes and quantum channels, is one of the main goals in quantum information science [1]. Quantum nodes are used to generate, process and store quantum information. Quantum channels, connected by quantum nodes, are used to transmit quantum states across the entire network. The coupled-resonator waveguide (CRW) with good scalability and integrability [2–5] provides an appropriate platform for studying quantum state transmission in quantum networks. Currently, single-photon transports in one-dimensional CRWs coupled to different kinds of quantum nodes are studied theoretically [6–19], and many important quantum devices are proposed, such as quantum switch [6–14], photon memory [15], single-photon router [16–18], and frequency converter [19]. In all these studies, the quantum devices based on CRWs are reciprocal. However, we know that unidirectional devices such as isolators and circulators are indispensable elements to realize quantum networks. It has already been shown that the breaking of Lorentz reciprocity is pivotal for isolators [20]. One class of nonreciprocal systems which can be used for isolators and circulators is based on the breaking of the time-reversal symmetry.

In general, the breaking of time-reversal symmetry in optical systems can be generated by two different ways: (i) using magneto-optical effects (e.g., Faraday rotation) [21–35] and (ii) non-magnetic strategies (e.g., employing optical nonlinearity [36–50], dynamical modulation [51–75], etc). Especially, as a non-magnetic strategy, optical nonreciprocity in the coupled cavity modes with relative phase has drawn more and more attentions in recent years, and many differ-

ent structures have been proposed theoretically [76–90] or demonstrated experimentally [91–93]. The isolators and circulators, made of three or four coupled cavity modes, can be viewed as a quantum node in the quantum network. However, the input and output fields in these nonreciprocal devices are usually treated by the input-output relations [94]. The detailed construction of the quantum channels coupled to the isolators and circulators are not considered seriously.

In this paper, we study single-photon nonreciprocal transport in CRWs. In Sec. II, we study the transport of a single photon in a waveguide consisting of two coupled semi-infinite CRWs, in which both end sides are coupled to a dissipative cavity, and show that a single photon can transfer from one semi-infinite CRW to the other nonreciprocally due to the breaking of the time-reversal symmetry. In Sec. III, a T-shaped waveguide is proposed by replacing the dissipative cavity discussed in Sec. II with another semi-infinite CRW, and we further demonstrate that the T-shaped waveguide can be used as a three-port single-photon circulator in the broken regime of the time-reversal symmetry. Finally, the main results of the paper are summarized in Sec. VI.

II. SINGLE-PHOTON NONRECIPROCALITY IN TWO SEMI-INFINITE CRWS

A. Theoretical model and scattering matrix

As schematically shown in Fig. 1, a one-dimensional waveguide consists of two coupled semi-infinite CRWs, in which both end sides are coupled to a dissipative cavity. Each semi-infinite CRW is made of single-mode cavities, coupled to each other through coherent hopping of photons between neighbouring cavities. The CRWs are quantum channels for single-photon transmission and the three coupled cavities denoted by a_0 , b_0 and c_0 are served as a quantum node for single-photon scattering. We assume that the two semi-infinite

*Electronic address: davidxu0816@163.com

†Electronic address: aixichen@ecjtu.edu.cn

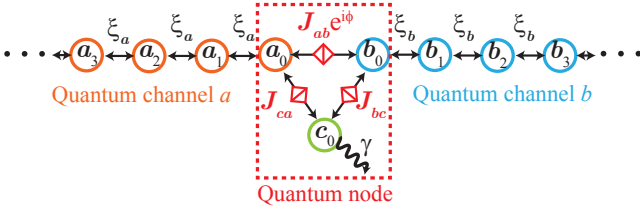


FIG. 1: (Color online) Schematic diagram of a one-dimensional waveguide consisting of two coupled semi-infinite CRWs (a_j and b_j for $j \geq 0$), in which both end sides (a_0 and b_0) are coupled to a dissipative cavity (c_0).

CRWs have no dissipation. The Hamiltonian of the system can be described by

$$H = \sum_{l=a,b,c} H_l + H_{\text{int}}. \quad (1)$$

The Hamiltonians for the two CRWs (quantum channels) are

$$H_a = \omega_a \sum_{j=0}^{+\infty} a_j^\dagger a_j - \xi_a \sum_{j=0}^{+\infty} (a_j^\dagger a_{j+1} + \text{H.c.}), \quad (2)$$

$$H_b = \omega_b \sum_{j=0}^{+\infty} b_j^\dagger b_j - \xi_b \sum_{j=0}^{+\infty} (b_j^\dagger b_{j+1} + \text{H.c.}), \quad (3)$$

where l_j (l_j^\dagger , $l = a, b$) is the bosonic annihilation (creation) operator of the j th cavity in the CRW- l with the same resonance frequency ω_l , and the coupling strength between two nearest-neighbor cavities ξ_l is also the same in the CRW- l . The Hamiltonian for the dissipative cavity is

$$H_c = (\omega_c - i\gamma) c_0^\dagger c_0, \quad (4)$$

where c_0 (c_0^\dagger) is the bosonic annihilation (creation) operator of the dissipative cavity with resonance frequency ω_c and damping rate γ . The interaction terms in the quantum node is

$$\begin{aligned} H_{\text{int}} = & J_{ab}(e^{i\phi} a_0^\dagger b_0 + e^{-i\phi} a_0 b_0^\dagger) \\ & + J_{bc}(b_0^\dagger c_0 + b_0 c_0^\dagger) \\ & + J_{ca}(c_0^\dagger a_0 + c_0 a_0^\dagger), \end{aligned} \quad (5)$$

where $J_{ab}e^{i\phi_{ab}}$, $J_{bc}e^{i\phi_{bc}}$ and $J_{ca}e^{i\phi_{ca}}$ are the coupling constants between the cavities a_0 , b_0 and c_0 with real strengths (J_{ab} , J_{bc} and J_{ca}) and phases (ϕ_{ab} , ϕ_{bc} and ϕ_{ca}), and only the total phase $\phi = \phi_{ab} + \phi_{bc} + \phi_{ca}$ has physical effects. Without loss of generality, ϕ is only kept in the terms of $a_0^\dagger b_0$ and $a_0 b_0^\dagger$ in Eq. (5) and the following derivation. It should be noted that the time-reversal symmetry of the whole system (without dissipation, i.e., $\gamma = 0$) is broken when we choose the phase $\phi \neq n\pi$ (n is an integer). As we will show in the following, $\phi \neq n\pi$ is one of the crucial conditions to demonstrate single-photon nonreciprocity.

The stationary eigenstate of single-photon scattering in the waveguide is given by

$$|E\rangle = \sum_{l=a,b} \sum_{j=0}^{+\infty} u_l(j) l_j^\dagger |0\rangle + u_c(0) c_0^\dagger |0\rangle \quad (6)$$

where $|0\rangle$ indicates the vacuum state of the whole system, $u_l(j)$ denotes the probability amplitude in the state with a single photon in the j th cavity of the CRW- l and $u_c(0)$ denotes the probability amplitude with a single photon in the dissipative cavity. The dispersion relation of the semi-infinite CRW- l is given by [16]

$$E_l = \omega_l - 2\xi_l \cos k_l, \quad 0 < k_l < \pi, \quad (7)$$

where E_l and k_l are the energy and wave number of the single photon in the CRW- l with the bandwidth $4\xi_l$. Without loss of generality, we assume $\xi_l > 0$ in this paper. It should be pointed out that when the energy E of the incident single photon is out of the energy band of the CRW- l , i.e. $E < \omega_l - 2\xi_l$ or $E > \omega_l + 2\xi_l$, then the wave number k_l becomes a complex number and this single photon can not transport freely in the CRW- l .

Substituting the stationary eigenstate in Eq. (6) and the Hamiltonian in Eq. (1) into the eigenequation $H|E\rangle = E|E\rangle$, we can obtain the coupled equations for the probability amplitudes in the quantum node as

$$(\omega_a - E)u_a(0) - \xi_a u_a(1) + J_{ab}e^{i\phi} u_b(0) + J_{ca} u_c(0) = 0, \quad (8)$$

$$(\omega_b - E)u_b(0) - \xi_b u_b(1) + J_{ab}e^{-i\phi} u_a(0) + J_{bc} u_c(0) = 0, \quad (9)$$

$$(\omega_c - E - i\gamma) u_c(0) + J_{ca} u_a(0) + J_{bc} u_b(0) = 0, \quad (10)$$

and the coupled equations for the probability amplitudes in the quantum channels as

$$\omega_l u_l(j) - \xi_l u_l(j+1) - \xi_l u_l(j-1) = E u_l(j) \quad (11)$$

with $j > 0$ and $l = a, b$.

If a single photon with energy E is incident from the infinity side of CRW- l , the interactions among cavities a_0 , b_0 and c_0 in the quantum node will result in photon scattering between different CRWs or absorbed by the dissipative cavity. The general expressions of the probability amplitudes in the CRWs ($j \geq 0$) are given by

$$u_l(j) = e^{-ik_l j} + s_{ll} e^{ik_l j}, \quad (12)$$

$$u_{l'}(j) = s_{l'l} e^{ik_{l'} j}, \quad (13)$$

where $s_{l'l}$ denotes the scattering amplitude from the CRW- l to the CRW- l' ($l, l' = a, b$). Substituting Eqs. (12) and (13) into Eqs. (8)-(11) then we obtain the scattering matrix as

$$S = \begin{pmatrix} s_{aa} & s_{ab} \\ s_{ba} & s_{bb} \end{pmatrix}, \quad (14)$$

where

$$s_{aa} = D^{-1} [(J_{ab}e^{-i\phi} + J_{ba,\text{eff}})(J_{ab}e^{i\phi} + J_{ba,\text{eff}}) - (\xi_a e^{ik_a} + J_{aa,\text{eff}})(\xi_b e^{-ik_b} + J_{bb,\text{eff}})], \quad (15)$$

$$s_{ab} = D^{-1} (\xi_b e^{ik_b} - \xi_b e^{-ik_b})(J_{ab}e^{i\phi} + J_{ba,\text{eff}}), \quad (16)$$

$$s_{ba} = D^{-1} (\xi_a e^{ik_a} - \xi_a e^{-ik_a})(J_{ab}e^{-i\phi} + J_{ba,\text{eff}}), \quad (17)$$

$$s_{bb} = D^{-1} [(J_{ab}e^{-i\phi} + J_{ba,\text{eff}})(J_{ab}e^{i\phi} + J_{ba,\text{eff}}) - (\xi_a e^{-ik_a} + J_{aa,\text{eff}})(\xi_b e^{ik_b} + J_{bb,\text{eff}})], \quad (18)$$

$$D = (\xi_a e^{-ik_a} + J_{aa,\text{eff}})(\xi_b e^{-ik_b} + J_{bb,\text{eff}}) - (J_{ab}e^{-i\phi} + J_{ba,\text{eff}})(J_{ab}e^{i\phi} + J_{ba,\text{eff}}), \quad (19)$$

with the effective coupling strengths $J_{ll',\text{eff}}$ induced by the dissipative cavity defined by

$$J_{ba,\text{eff}} = \frac{J_{bc}J_{ca}}{E - \omega_c + i\gamma}, \quad (20)$$

$$J_{aa,\text{eff}} = \frac{J_{ca}^2}{E - \omega_c + i\gamma}, \quad (21)$$

$$J_{bb,\text{eff}} = \frac{J_{bc}^2}{E - \omega_c + i\gamma}. \quad (22)$$

By setting the incident flow as unit, we define the scattering flows of the single photons from CRW- l to the CRW- l' as the square modulus of the scattering amplitudes $s_{l'l}$ multiplying the group velocity rates in the corresponding CRWs as [19]

$$I_{l'l} = |s_{l'l}|^2 \frac{\xi_{l'} \sin k_{l'}}{\xi_l \sin k_l}. \quad (23)$$

In our model, $I_{ba} \neq I_{ab}$ represents the appearance of nonreciprocal response, and the perfect nonreciprocity is obtained when $I_{ba} = 1$ and $I_{ab} = 0$, or $I_{ba} = 0$ and $I_{ab} = 1$.

B. Single-photon nonreciprocity

Let us now study the optimal conditions for single-photon nonreciprocity analytically. For simplicity, we assume that the two CRWs have the same parameters (i.e. $\omega_a = \omega_b$, $\xi \equiv \xi_a = \xi_b$, and $k \equiv k_a = k_b$) and they are symmetrically coupled to the dissipative cavity ($J_c \equiv J_{ca} = J_{bc}$). From Eqs. (16) and (17), we can see that $s_{ab} \neq s_{ba}$ (i.e., $I_{ab} \neq I_{ba}$) in the case $\phi \neq n\pi$ (n is an integer). The conditions for perfect nonreciprocity ($I_{ba} = 1$ and $I_{ab} = 0$, or $I_{ba} = 0$ and $I_{ab} = 1$) are obtained from Eqs. (16) and (17) as

$$J_{ab} = \xi, \quad (24)$$

$$k = \begin{cases} \phi, & 0 < \phi < \pi, \\ 2\pi - \phi, & \pi < \phi < 2\pi, \end{cases} \quad (25)$$

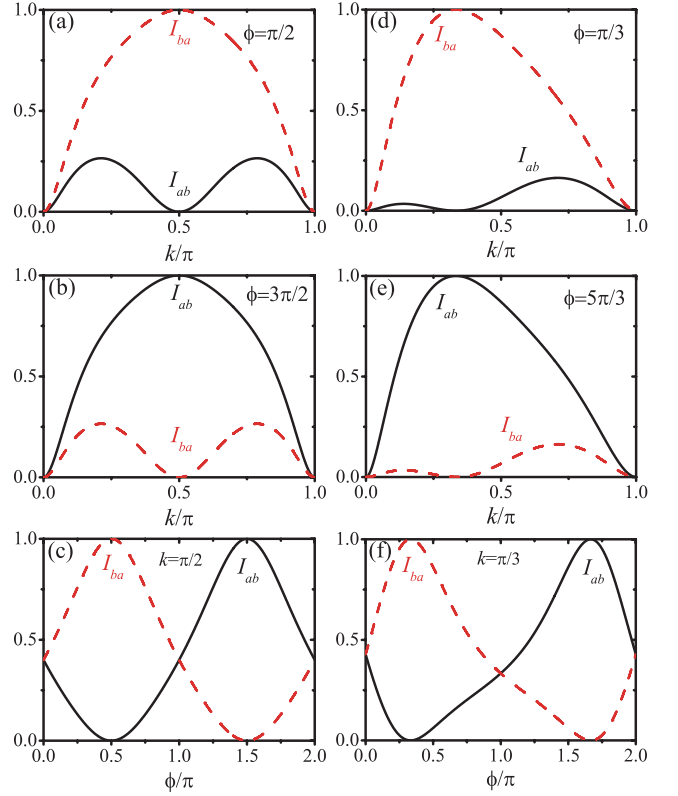


FIG. 2: (Color online) Scattering flows I_{ab} (black solid curves) and I_{ba} (red dashed curves) as functions of the wave number k/π for different phases: (a) $\phi = \pi/2$, (b) $\phi = 3\pi/2$, (d) $\phi = \pi/3$ and (e) $\phi = 5\pi/3$. Scattering flows I_{ab} (black solid curves) and I_{ba} (red dashed curves) as functions of the phase ϕ/π for (c) $k = \pi/2$ and (f) $k = \pi/3$. $J_c = \gamma = \xi$ for (a)-(c); $J_c = \sqrt{2}\xi$ and $\gamma = \sqrt{3}\xi$ for (d)-(f). The other parameters are $\Delta = 0$ and $J_{ab} = \xi$.

$$\phi = \sin^{-1} \left(\frac{\gamma\xi}{J_c^2} \right) \quad \text{or} \quad 2\pi - \sin^{-1} \left(\frac{\gamma\xi}{J_c^2} \right), \quad (26)$$

$$\Delta = \xi^{-1} (J_c^2 - 2\xi^2) \cos \phi, \quad (27)$$

where $\Delta \equiv \omega_c - \omega_a = \omega_c - \omega_b$ is the frequency detuning between the dissipative cavity and the cavities in the CRWs. To ensure that ϕ from Eq. (26) is real, we should choose the parameters $\gamma\xi \leq J_c^2$.

Scattering flows I_{ab} (black solid curve) and I_{ba} (red dashed curve) as functions of the wave number k/π are shown in Figs. 2(a), 2(b), 2(d), and 2(e). The perfect nonreciprocity appears at the point $k = \phi$ ($0 < \phi < \pi$) or $k = 2\pi - \phi$ ($\pi < \phi < 2\pi$), which exhibits good agreement with the analytical result shown in Eq. (25). Scattering flows I_{ab} (black solid curve) and I_{ba} (red dashed curve) as functions of the phase ϕ/π are shown in Figs. 2(c) and 2(f), which demonstrate $I_{ba} > I_{ab}$ for $0 < \phi < \pi$ and $I_{ba} < I_{ab}$ for $\pi < \phi < 2\pi$.

From Eq. (26), when $\phi = \pi/2$ or $3\pi/2$, we can derive that J_c , γ , and ξ satisfy the condition

$$J_c^2 = \gamma\xi. \quad (28)$$

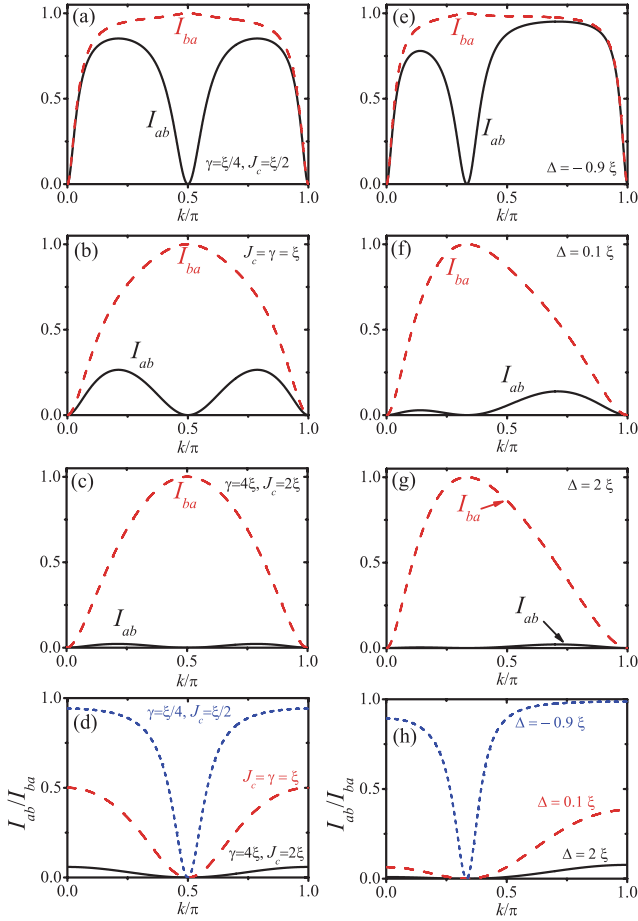


FIG. 3: (Color online) Scattering flows I_{ab} (black solid curves) and I_{ba} (red dashed curves) as functions of the wave number k/π in (a)-(c) for $\Delta = 0$ and $\phi = \pi/2$, and in (e)-(g) for $\Delta \neq 0$ and $\phi = \pi/3$. (a) $\gamma = \xi/4$ and $J_c = \xi/2$; (b) $\gamma = \xi$ and $J_c = \xi$; (c) $\gamma = 4\xi$ and $J_c = 2\xi$. γ and J_c are given in Eqs. (29) and (30) with $\phi = \pi/3$, for $\Delta = -0.9\xi$ in (e), $\Delta = 0.1\xi$ in (f) and $\Delta = 2\xi$ in (g). The ratio of scattering flow I_{ab}/I_{ba} as a function of the wave number k/π in (d) for $\Delta = 0$ and $\phi = \pi/2$ with the corresponding parameters γ and J_c given in (a)-(c), and in (h) for $\Delta \neq 0$ and $\phi = \pi/3$ with the corresponding parameters given in (e)-(g). The parameter $J_{ab} = \xi$.

In Figs. 3(a)-(c), we show the scattering flows I_{ab} (black solid curves) and I_{ba} (red dashed curves) as functions of the wave number k/π when J_c and γ are taken three different sets of parameters under the condition in Eq. (28). The scattering flows I_{ab} (black solid curves) and I_{ba} (red dashed curves) exhibit very different behaviors except the point $k = \phi$ for given conditions. The ratio I_{ab}/I_{ba} for scattering flows I_{ab} and I_{ba} is shown in Fig. 3(d). In the regime for $k \neq \phi$ ($0 < \phi < \pi$), I_{ab}/I_{ba} goes down with the increase of J_c and γ . So the bandwidth of the region of nonreciprocity can be effectively broadened by increasing J_c and γ [satisfying Eq. (28)] simultaneously.

According to Eq. (27), when $\Delta \neq 0$, i.e., the dissipative cavity is not resonant with the cavities in the CRWs, we can still obtain perfect nonreciprocity at the point $k = \phi$ ($0 < \phi < \pi$) or $k = 2\pi - \phi$ ($\pi < \phi < 2\pi$) when the parameters satisfy

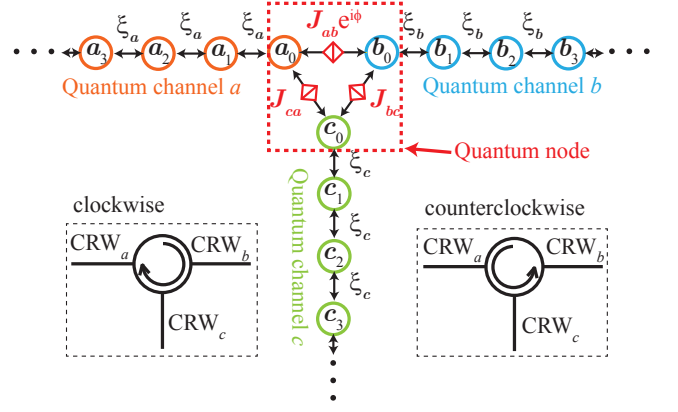


FIG. 4: (Color online) Schematic diagram of a T-shaped waveguide consisting of three pairwise mutually coupling semi-infinite CRWs (I_j for $l = a, b, c$ and $j \geq 0$).

the condition

$$J_c = \sqrt{\frac{\Delta\xi}{\cos\phi} + 2\xi^2}, \quad (29)$$

$$\gamma = \xi^{-1} J_c^2 \sin\phi. \quad (30)$$

To ensure that J_c is real, the detuning Δ should be in the regime $\Delta > -2\xi \cos\phi$ ($0 < \phi < \pi$) or $\Delta < -2\xi \cos\phi$ ($\pi < \phi < 2\pi$). In Figs. 3(e)-(g), we show the scattering flows I_{ab} (black solid curves) and I_{ba} (red dashed curves) as functions of the wave number k/π for different detunings Δ with phase $\phi = \pi/3$, where J_c and γ are chosen according to Eqs. (29) and (30). The scattering flows I_{ab} and I_{ba} exhibit very different behaviors except the point $k = \phi$ for the different detunings Δ . The ratio I_{ab}/I_{ba} of scattering flows I_{ab} and I_{ba} is shown in Fig. 3(h). In the regime of $k \neq \phi$ ($0 < \phi < \pi$), I_{ab}/I_{ba} also goes down (i.e., the bandwidth of the region of nonreciprocity becomes broader) with the increase of detuning Δ (J_c and γ increase accordingly).

III. SINGLE-PHOTON CIRCULATOR IN T-SHAPED WAVEGUIDE

A. Theoretical model and scattering matrix

Based on the single-photon nonreciprocity discussed in Sec. II, we now study a three-port circulator for single photons in a T-shaped waveguide, which is constructed by replacing the dissipative cavity shown in Fig. 1 with a semi-infinite CRW (quantum channel c), as schematically shown in Fig. 4. The T-shaped waveguide can be described by the Hamiltonian of Eq. (1) with $H_c = (\omega_c - i\gamma) c_0^\dagger c_0$ in Eq. (4) replaced by

$$H_c = \omega_c \sum_{j=0}^{+\infty} c_j^\dagger c_j - \xi_c \sum_{j=0}^{+\infty} (c_j^\dagger c_{j+1} + \text{H.c.}), \quad (31)$$

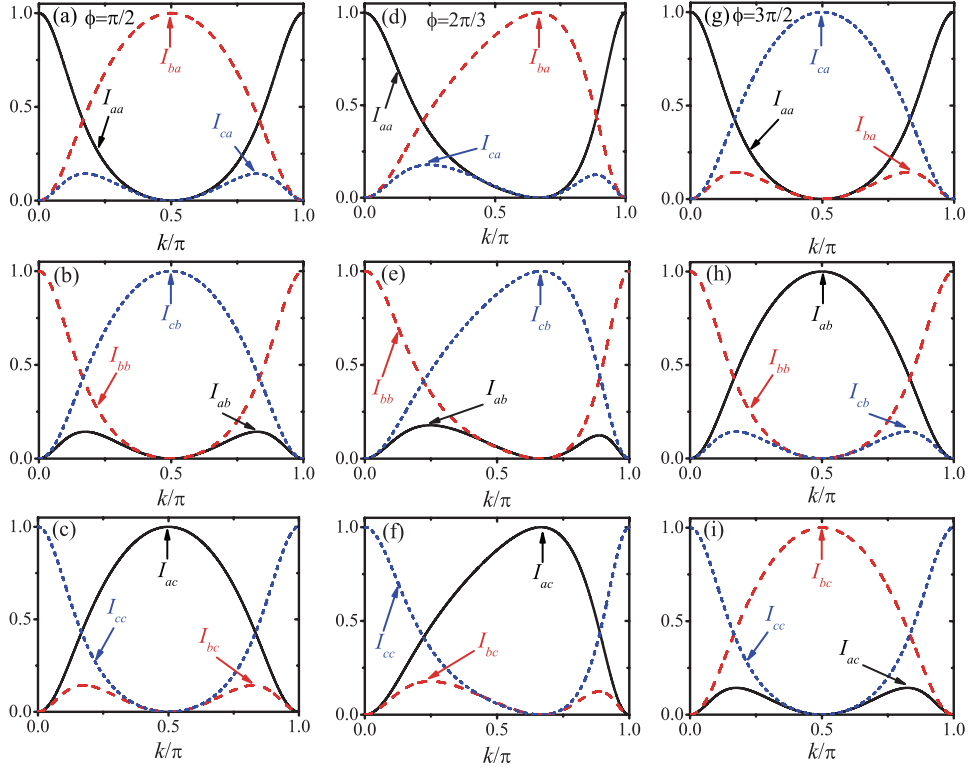


FIG. 5: (Color online) Scattering flows $I_{l'l'}$ ($l, l' = a, b, c$) as functions of the wave number k/π for different phases: (a)-(c) $\phi = \pi/2$, (d)-(f) $\phi = 2\pi/3$, and (g)-(i) $\phi = 3\pi/2$. The other parameters are $\xi_c = J_c = J_{ab} = \xi$ and $k = k_c$.

where c_j (c_j^\dagger) is the bosonic annihilation (creation) operator of the j th cavity in the CRW- c with the same resonance frequency ω_c and the same coupling strength ξ_c between two nearest-neighbor cavities.

The stationary eigenstate of single-photon scattering in the T-shaped waveguide is given by

$$|E\rangle = \sum_{l=a,b,c} \sum_{j=0}^{+\infty} u_l(j) l_j^\dagger |0\rangle \quad (32)$$

where $|0\rangle$ is the vacuum state of the T-shaped waveguide, l_j^\dagger denotes the creation operator of the j th cavity and $u_l(j)$ denotes the probability amplitude in the state with a single photon in the j th cavity of the CRW- l . The dispersion relation of

the CRW- c is given by [16]

$$E_c = \omega_c - 2\xi_c \cos k_c, \quad 0 < k_c < \pi, \quad (33)$$

where E_c is the energy of the single-photon and k_c is the wave number of the single-photon in the CRW- c . Substituting the stationary eigenstate and the Hamiltonian into the eigenequation $H|E\rangle = E|E\rangle$, we can obtain the coupled equations for the probability amplitudes in the quantum node and quantum channels as in Eqs. (8)-(11) with Eq.(10) replaced by

$$(\omega_c - E)u_c(0) - \xi_c u_c(1) + J_{bc}u_b(0) + J_{ca}u_a(0) = 0, \quad (34)$$

and the subscript $l = a, b$ in Eq. (11) replaced by $l = a, b, c$.

If a single photon with energy E is incident from infinity side of CRW- l , the quantum node with the interactions among cavities a_0 , b_0 and c_0 will result in photon scattering between different quantum channels. The general expressions for the probability amplitudes in the three quantum channels ($l = a, b, c$) are given by ($j \geq 0$)

$$u_l(j) = e^{-ik_l j} + s_{ll} e^{ik_l j}, \quad (35)$$

$$u_{l'}(j) = s_{l'l} e^{ik_{l'} j}, \quad (36)$$

$$u_{l''}(j) = s_{l''l} e^{ik_{l''} j}, \quad (37)$$

where $s_{l'l}$ ($s_{l''l}$) denotes the scattering amplitude from the CRW- l to the CRW- l' (CRW- l''). Substituting Eqs. (35)-(37) into the coupled equations for the probability amplitudes then we obtain the scattering matrix as

$$S = M^{-1}N, \quad (38)$$

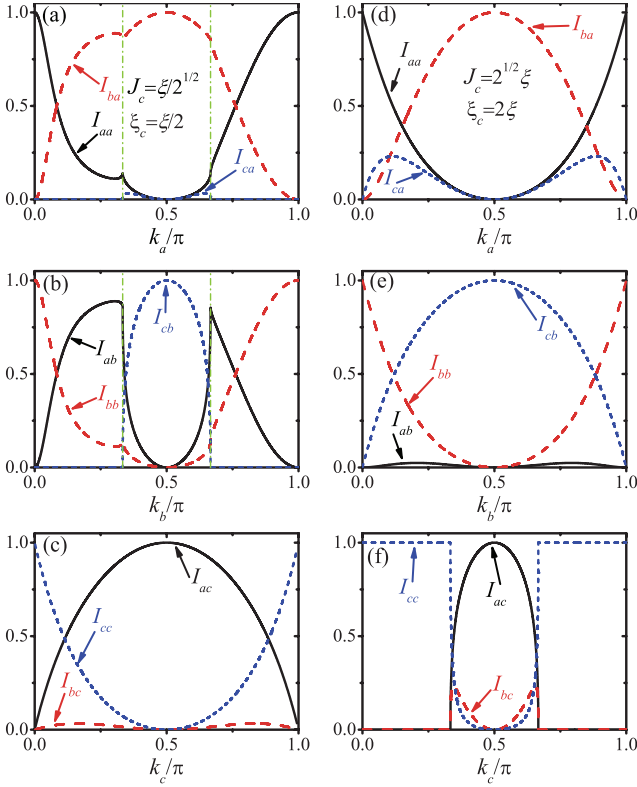


FIG. 6: (Color online) Scattering flows $I_{l'l}$ ($l, l' = a, b, c$) as functions of the wave number k_l/π of a single photon incident from CRW- l for (a)-(c) $\xi_c = \xi/2$ and $J_c = \xi/\sqrt{2}$, (d)-(f) $\xi_c = 2\xi$ and $J_c = \sqrt{2}\xi$. The other parameters are $J_{ab} = \xi$ and $\phi = \pi/2$.

where

$$S = \begin{pmatrix} s_{aa} & s_{ab} & s_{ac} \\ s_{ba} & s_{bb} & s_{bc} \\ s_{ca} & s_{cb} & s_{cc} \end{pmatrix}, \quad (39)$$

$$M = \begin{pmatrix} \xi_a e^{-ik_a} & J_{ab} e^{i\phi} & J_{ca} \\ J_{ab} e^{-i\phi} & \xi_b e^{-ik_b} & J_{bc} \\ J_{ca} & J_{bc} & \xi_c e^{-ik_c} \end{pmatrix}, \quad (40)$$

$$N = \begin{pmatrix} -\xi_a e^{ik_a} & -J_{ab} e^{i\phi} & -J_{ca} \\ -J_{ab} e^{-i\phi} & -\xi_b e^{ik_b} & -J_{bc} \\ -J_{ca} & -J_{bc} & -\xi_c e^{ik_c} \end{pmatrix}. \quad (41)$$

B. Single-photon circulator

Before the numerical calculations of the scattering flows $I_{l'l}$ ($l, l' = a, b, c$), it is instructive to find the optimal conditions for observing perfect circulators. A perfect circulator is obtained when we have $I_{ba} = I_{cb} = I_{ca} = 1$ or $I_{ab} = I_{bc} = I_{ca} = 1$ with all of the other scattering flows equal to zero. For the sake of simplicity, we assume that all the coupled cavities in the T-shaped waveguide have the same

resonant frequency ($\omega_a = \omega_b = \omega_c$), the CRW- a and CRW- b have the same parameters (i.e. $\xi \equiv \xi_a = \xi_b$, $k \equiv k_a = k_b$) with the coupling strength $J_{ab} = \xi$, and they are symmetrically coupled to CRW- c (i.e. $J_c \equiv J_{bc} = J_{ca}$). On these assumptions, the scattering amplitudes are obtained analytically as shown in Appendix A. The optimal conditions for perfect circulator are summarized as follows. If the coupling strengths J_c , ξ_c , and ξ are equal, i.e.,

$$J_c = \xi_c = \xi, \quad (42)$$

then the perfect circulator is obtained for

$$k = k_c = \begin{cases} \phi & 0 < \phi < \pi \\ 2\pi - \phi & \pi < \phi < 2\pi \end{cases}. \quad (43)$$

However, if $J_c \neq \xi_c \neq \xi$, then the perfect circulator can only be obtained at

$$k = k_c = \frac{\pi}{2}, \quad (44)$$

$$\phi = \frac{\pi}{2} \quad \text{or} \quad \frac{3\pi}{2} \quad (45)$$

with the coupling strengths J_c , ξ_c , and ξ satisfying the following condition

$$J_c^2 = \xi \xi_c. \quad (46)$$

This condition is consistent with the condition for single-photon nonreciprocity in the case of two CRWs with a dissipative cavity as given in Eq. (28).

In Fig. 5, the scattering flows $I_{o'o}$ ($o, o' = a, b, c$) are plotted as functions of the wave number k/π for different phases with equal coupling strengths $\xi_c = J_c = \xi$. As shown in Figs. 5(a)-(f), when $0 < \phi < \pi$, we have $I_{ba} = I_{cb} = I_{ac} = 1$ with the other scattering flows which are equal to zero for the wave number $k = \phi$. As shown in Figs. 5(g)-(i), when $\pi < \phi < 2\pi$, we have $I_{ab} = I_{bc} = I_{ca} = 1$ with the other scattering flows which are equal to zero for the wave number $k = 2\pi - \phi$. In other words, when $0 < \phi < \pi$, the signal is transferred from one CRW to another clockwise ($a \rightarrow b \rightarrow c \rightarrow a$) for $k = \phi$. On the contrary, when $\pi < \phi < 2\pi$, the signal is transferred from one CRW to another counterclockwise ($a \rightarrow c \rightarrow b \rightarrow a$) for $k = 2\pi - \phi$.

When $\xi_c \neq \xi$, the band widths of CRW- a and CRW- b are different from the band width of CRW- c , and nonreciprocity ($I_{l'l} \neq I_{l'l'}$) can only be obtained in the overlap band regime among the three CRWs. In this case, we can have perfect circulator ($I_{ba} = I_{cb} = I_{ac} = 1$ with the other zero scattering flows) when $k = \pi/2$ for $\phi = \pi/2$ or $3\pi/2$. In Fig. 6, the scattering flows $I_{l'l}$ ($l, l' = a, b, c$) are plotted as functions of the wave number k/π with different coupling strengths $\xi_c \neq J_c \neq \xi$. As shown in Figs. 6(a)-(c), when $\xi_c = \xi/2$ and $J_c = \xi/\sqrt{2}$, the scattering flows with $I_{l'l} \neq I_{l'l'}$ appear in the regime $\pi/3 < k_a = k_b < 2\pi/3$ and $0 < k_c < \pi$, and we have $I_{ba} = I_{ab}$ in the regimes of $0 < k_a = k_b < \pi/3$ and $2\pi/3 < k_a = k_b < \pi$. As shown in Figs. 6(d)-(f), when $\xi_c = 2\xi$ and $J_c = \sqrt{2}\xi$, we have nonreciprocity in the regime of $0 < k_a = k_b < \pi$ and $\pi/3 < k_c < 2\pi/3$, the single photon incident from the infinity side of CRW- c will be reflected totally ($I_{cc} = 1$) in the regimes of $0 < k_c < \pi/3$ and $2\pi/3 < k_c < \pi$.

IV. CONCLUSIONS

In summary, we have shown that a single photon can non-reciprocally transport between two coupled one-dimensional semi-infinite CRWs, in which both end sides are coupled to a dissipative cavity. Moreover, we have shown that a T-shaped waveguide consisting of three pairwise mutually coupled semi-infinite CRWs can be used as a single-photon circulator. The optimal conditions for the single-photon nonreciprocity and the single-photon circulator are given analytically. The CRWs connected by quantum node with broken time-reversal symmetry will open up a kind of quantum devices with versatile applications in the quantum networks.

Finally, let us provide some remarks on the experimental feasibility of our proposal. In our model, the key element is the quantum node of the three coupled cavity modes with relative phase, which have already been realized experimentally with superconducting Josephson junctions [95] and optomechanical (electromechanical) interactions [96] recently. Moreover, the coupled cavity modes also can be replaced by the coupling qubits [97], because they are equivalent at the single-photon level. The quantum channels (CRWs) can be realized by using coupled superconducting transmission line resonators [2], superconducting quantum interference device arrays [3], or defect resonators in two-dimensional photonic crystals [4]. Thus, if the quantum nodes can be connected by quantum channels, then the single-photon nonreciprocity and circulator may be demonstrated in the proposed system, and this may be an important step forward in the realization of the quantum networks.

Note added

After finishing this work, a preprint studying nonreciprocal propagation in linear time-invariant waveguides appears on arXiv [98].

Acknowledgement

We thank Lan Zhou and Zhi-Hai Wang for fruitful discussions. X.-W.X. is supported by the National Natural Science Foundation of China (NSFC) under Grants No.11604096 and the Startup Foundation for Doctors of East China Jiaotong University under Grant No. 26541059. A.-X.C. is supported

by NSFC under Grants No. 11365009. Y.L. is supported by NSFC under Grants No. 11421063. Y.L. and Y.-X.L. are supported by the National Basic Research Program of China (973 Program) under Grants No. 2014CB921400. Y.-X.L. is also supported by NSFC under Grant Nos. 61328502 and 61025022, the Tsinghua University Initiative Scientific Research Program, and the Tsinghua National Laboratory for Information Science and Technology (TNList) Cross-discipline Foundation.

Appendix A: Scattering probability amplitudes for T-shaped waveguide

On the assumptions, $\omega_a = \omega_b = \omega_c$, $\xi \equiv \xi_a = \xi_b = J_{ab}$, $k \equiv k_a = k_b$, $J_c \equiv J_{bc} = J_{ca}$, the scattering amplitudes can be given analytically as follows,

$$s_{aa} = -\xi J_c^2 (e^{i\phi} + e^{-i\phi} - e^{-ik} - e^{ik}) D^{-1}, \quad (\text{A1})$$

$$s_{ba} = \xi e^{-ik_c} (\xi \xi_c e^{-i\phi} - J_c^2 e^{ik_c}) (e^{ik_a} - e^{-ik_a}) D^{-1}, \quad (\text{A2})$$

$$s_{ca} = \xi^2 J_c (e^{-ik} - e^{ik}) (e^{-i\phi} - e^{-ik}) D^{-1}, \quad (\text{A3})$$

$$s_{ab} = \xi e^{-ik_c} (\xi \xi_c e^{i\phi} - J_c^2 e^{ik_c}) (e^{ik} - e^{-ik}) D^{-1}, \quad (\text{A4})$$

$$s_{bb} = -\xi J_c^2 (e^{i\phi} + e^{-i\phi} - e^{ik} - e^{-ik}) D^{-1}, \quad (\text{A5})$$

$$s_{cb} = \xi^2 J_c (e^{-ik} - e^{ik}) (e^{i\phi} - e^{-ik}) D^{-1}, \quad (\text{A6})$$

$$s_{ac} = \xi J_c \xi_c (e^{-ik_c} - e^{ik_c}) (e^{i\phi} - e^{-ik}) D^{-1}, \quad (\text{A7})$$

$$s_{bc} = \xi J_c \xi_c (e^{-ik_c} - e^{ik_c}) (e^{-i\phi} - e^{-ik}) D^{-1}, \quad (\text{A8})$$

$$s_{cc} = [\xi J_c^2 (2e^{-ik} - e^{i\phi} - e^{-i\phi}) + \xi^2 \xi_c e^{ik_c} (1 - e^{-i2k})] D^{-1}, \quad (\text{A9})$$

$$D = \xi J_c^2 (e^{i\phi} + e^{-i\phi} - 2e^{-ik}) + \xi^2 \xi_c e^{-ik_c} (e^{-i2k} - 1). \quad (\text{A10})$$

-
- [1] H. J. Kimble, The quantum internet, *Nature (London)* **453**, 1023 (2008).
- [2] A. Wallraff, D. I. Schuster, A. Blais, L. Frunzio, R. S. Huang, J. Majer, S. Kumar, S. M. Girvin, and R. J. Schoelkopf, Strong coupling of a single photon to a superconducting qubit using circuit quantum electrodynamics, *Nature (London)* **431**, 162 (2004).
- [3] M. A. Castellanos-Beltran and K. W. Lehnert, Widely tunable parametric amplifier based on a superconducting quantum interference device array resonator, *Appl. Phys. Lett.* **91**, 083509 (2007)
- [4] M. Notomi, E. Kuramochi, and T. Tanabe, Large-scale arrays of ultrahigh-Q coupled nanocavities, *Nat. Photon.* **2**, 741 (2008).
- [5] A. A. Abdumalikov Jr., O. Astafiev, A. M. Zagoskin, Y. A. Pashkin, Y. Nakamura, and J. S. Tsai, Electromagnetically Induced Transparency on a Single Artificial Atom, *Phys. Rev. Lett.* **104**, 193601 (2010).
- [6] L. Zhou, Z. R. Gong, Y. X. Liu, C. P. Sun, and F. Nori, Controllable Scattering of a Single Photon inside a One-Dimensional Resonator Waveguide, *Phys. Rev. Lett.* **101**, 100501 (2008).
- [7] L. Zhou, H. Dong, Y. X. Liu, C. P. Sun, and F. Nori, Quantum supercavity with atomic mirrors, *Phys. Rev. A* **78**, 063827

- (2008).
- [8] J. Q. Liao, J. F. Huang, Y. X. Liu, L. M. Kuang, and C. P. Sun, Quantum switch for single-photon transport in a coupled superconducting transmission-line-resonator array, *Phys. Rev. A* **80**, 014301 (2009).
- [9] L. Zhou, S. Yang, Y. X. Liu, C. P. Sun, and F. Nori, Quantum Zeno switch for single-photon coherent transport, *Phys. Rev. A* **80**, 062109 (2009).
- [10] P. Longo, P. Schmitteckert, and K. Busch, Few-Photon Transport in Low-Dimensional Systems: Interaction-Induced Radiation Trapping, *Phys. Rev. Lett.* **104**, 023602 (2010).
- [11] J. Q. Liao, Z. R. Gong, L. Zhou, Y. X. Liu, C. P. Sun, and F. Nori, Controlling the transport of single photons by tuning the frequency of either one or two cavities in an array of coupled cavities, *Phys. Rev. A* **81**, 042304 (2010).
- [12] Z. H. Wang, Y. Li, D. L. Zhou, C. P. Sun, and P. Zhang, Single-photon scattering on a strongly dressed atom, *Phys. Rev. A* **86**, 023824 (2012).
- [13] L. Zhou, Y. Chang, H. Dong, L. M. Kuang, and C. P. Sun, Inherent Mach-Zehnder interference with “which-way” detection for single-particle scattering in one dimension, *Phys. Rev. A* **85**, 013806 (2012).
- [14] M. T. Cheng, X. S. Ma, M. T. Ding, Y. Q. Luo, and G. X. Zhao, Single-photon transport in one-dimensional coupled-resonator waveguide with local and nonlocal coupling to a nanocavity containing a two-level system, *Phys. Rev. A* **85**, 053840 (2012).
- [15] Z. R. Gong, H. Ian, L. Zhou, and C. P. Sun, Controlling quasibound states in a one-dimensional continuum through an electromagnetically-induced-transparency mechanism, *Phys. Rev. A* **78**, 053806 (2008).
- [16] L. Zhou, L. P. Yang, Y. Li, and C. P. Sun, Quantum Routing of Single Photons with a Cyclic Three-Level System, *Phys. Rev. Lett.* **111**, 103604 (2013).
- [17] J. Lu, L. Zhou, L. M. Kuang, and F. Nori, Single-photon router: Coherent control of multichannel scattering for single photons with quantum interferences, *Phys. Rev. A* **89**, 013805 (2014).
- [18] J. Lu, Z. H. Wang, and L. Zhou, T-shaped single-photon router, *Opt. Express* **23**, 22955 (2015).
- [19] Z. H. Wang, L. Zhou, Y. Li, and C. P. Sun, Controllable single-photon frequency converter via a one-dimensional waveguide, *Phys. Rev. A* **89**, 053813 (2014).
- [20] D. Jalas, A. Petrov, M. Eich, W. Freude, S. Fan, Z. Yu, R. Baets, M. Popović, A. Melloni, J. D. Joannopoulos, M. Vanwolleghem, C. R. Doerr, and H. Renner, What is - and what is not - an optical isolator, *Nat. Photon.* **7**, 579 (2013).
- [21] J. Fujita, M. Levy, R. M. Osgood, L. Wilkens, and H. Dötsch, Waveguide optical isolator based on Mach-Zehnder interferometer, *Appl. Phys. Lett.* **76**, 2158 (2000).
- [22] R. L. Espinola, T. Izuhara, M. C. Tsai, R. M. Osgood Jr., H. Dötsch, Magneto-optical nonreciprocal phase shift in garnet/silicon-on-insulator waveguides, *Opt. Lett.* **29**, 941 (2004).
- [23] T. R. Zaman, X. Guo, R. J. Ram, Faraday rotation in an InP waveguide, *Appl. Phys. Lett.* **90**, 023514 (2007).
- [24] F. D. M. Haldane and S. Raghu, Possible Realization of Directional Optical Waveguides in Photonic Crystals with Broken Time-Reversal Symmetry, *Phys. Rev. Lett.* **100**, 013904 (2008).
- [25] Y. Shoji, T. Mizumoto, H. Yokoi, I. Hsieh, and R. M. Osgood Jr., Magneto-optical isolator with silicon waveguides fabricated by direct bonding, *Appl. Phys. Lett.* **92**, 071117 (2008).
- [26] Z. Wang, Y. Chong, J. D. Joannopoulos, and M. Soljačić, Observation of unidirectional backscattering-immune topological electromagnetic states, *Nature (London)* **461**, 772 (2009).
- [27] Y. Hadad and B. Z. Steinberg, Magnetized Spiral Chains of Plasmonic Ellipsoids for One-Way Optical Waveguides, *Phys. Rev. Lett.* **105**, 233904 (2010).
- [28] A. B. Khanikaev, S. H. Mousavi, G. Shvets, and Y. S. Kivshar, One-Way Extraordinary Optical Transmission and Nonreciprocal Spoof Plasmons, *Phys. Rev. Lett.* **105**, 126804 (2010).
- [29] L. Bi, J. Hu, P. Jiang, D. H. Kim, G. F. Dionne, L. C. Kimerling, and C. A. Ross, On-chip optical isolation in monolithically integrated non-reciprocal optical resonators, *Nat. Photon.* **5**, 758 (2011).
- [30] Y. Shoji, M. Ito, Y. Shirato, and T. Mizumoto, MZI optical isolator with Si-wire waveguides by surface-activated direct bonding, *Opt. Express* **20**, 18440 (2012).
- [31] Z. Wang, L. Shi, Y. Liu, X. Xu, and X. Zhang, Optical Nonreciprocity in Asymmetric Optomechanical Couplers. *Sci. Rep.* **5**, 8657 (2015).
- [32] Y. Shi, Z. Yu, and S. Fan, Limitations of nonlinear optical isolators due to dynamic reciprocity, *Nat. Photon* **9**, 388 (2015).
- [33] X. Guo, C. L. Zou, H. Jung, and H. X. Tang, On-Chip Strong Coupling and Efficient Frequency Conversion between Telecom and Visible Optical Modes, *Phys. Rev. Lett.* **117**, 123902 (2016).
- [34] Q. T. Cao, H. Wang, C. H. Dong, H. Jing, R. S. Liu, X. Chen, L. Ge, Q. Gong, and Y. F. Xiao, Experimental Demonstration of Spontaneous Chirality in a Nonlinear Microresonator, *Phys. Rev. Lett.* **118**, 033901 (2017).
- [35] L. Del Bino, J. M. Silver, S. L. Stebbings, and P. Del’Haye, Symmetry Breaking of Counter-Propagating Light in a Nonlinear Resonator, arXiv:1607.01194 [physics.optics].
- [36] K. Gallo, G. Assanto, K. R. Parameswaran, and M. M. Fejer, All-optical diode in a periodically poled lithium niobate waveguide, *Appl. Phys. Lett.* **79**, 314 (2001).
- [37] S. F. Mingaleev, Y. S. Kivshar, Nonlinear transmission and light localization in photonic-crystal waveguides, *J. Opt. Soc. Am. B* **19**, 2241 (2002).
- [38] M. Soljačić, C. Luo, J. D. Joannopoulos, S. Fan, Nonlinear photonic crystal microdevices for optical integration, *Opt. Lett.* **28**, 637 (2003).
- [39] A. Rostami, Piecewise linear integrated optical device as an optical isolator using two-port nonlinear ring resonators, *Opt. Laser Technol.* **39**, 1059 (2007).
- [40] A. Alberucci and G. Assanto, All-optical isolation by directional coupling, *Opt. Lett.* **33**, 1641 (2008).
- [41] L. Fan, J. Wang, L. T. Varghese, H. Shen, B. Niu, Y. Xuan, A. M. Weiner, and M. Qi, An All-Silicon Passive Optical Diode, *Science* **335**, 447 (2012).
- [42] L. Fan, L. T. Varghese, J. Wang, Y. Xuan, A. M. Weiner, and M. Qi, Silicon optical diode with 40 dB nonreciprocal transmission, *Opt. Lett.* **38**, 1259 (2013).
- [43] B. Anand, R. Podila, K. Lingam, S. R. Krishnan, S. S. S. Sai, R. Philip, and A. M. Rao, Optical Diode Action from Axially Asymmetric Nonlinearity in an All-Carbon Solid-State Device, *Nano Lett.* **13**, 5771 (2013).
- [44] F. Biancalana, All-optical diode action with quasiperiodic photonic crystals, *J. Appl. Phys.* **104**, 093113 (2008).
- [45] A. E. Miroshnichenko, E. Brasselet, and Y. S. Kivshar, Reversible optical nonreciprocity in periodic structures with liquid crystals, *Appl. Phys. Lett.* **96**, 063302 (2010).
- [46] C. Wang, C. Zhou, and Z. Li, On-chip optical diode based on silicon photonic crystal heterojunctions, *Opt. Express* **19**, 26948 (2011).
- [47] C. Wang, X. Zhong, and Z. Li, Linear and passive silicon optical isolator, *Sci. Rep.* **2**, 674 (2012).
- [48] K. Xia, M. Alamri, and M. S. Zubairy, Ultrabroadband nonreciprocal transverse energy flow of light in linear passive pho-

- tonic circuits, *Opt. Express* **21**, 25619 (2013).
- [49] E. J. Lenferink, G. Wei, and N. P. Stern, Coherent optical non-reciprocity in axisymmetric resonators, *Opt. Express* **22**, 16099 (2014).
- [50] Y. Yu, Y. Chen, H. Hu, W. Xue, K. Yvind, and J. Mork, Non-reciprocal transmission in a nonlinear photonic-crystal Fano structure with broken symmetry, *Laser Photonics Rev.* **9**, 241 (2015).
- [51] Z. F. Yu and S. H. Fan, Complete optical isolation created by indirect interband photonic transitions, *Nat. Photon.* **3**, 91 (2009).
- [52] K. Fang, Z. Yu, and S. Fan, Realizing effective magnetic field for photons by controlling the phase of dynamic modulation, *Nat. Photon.* **6**, 782 (2012).
- [53] E. Li, B. J. Eggleton, K. Fang, and S. Fan, Photonic Aharonov-Bohm effect in photon-phonon interactions, *Nat. Commun.* **5**, 3225 (2014).
- [54] C. R. Doerr, N. Dupuis, and L. Zhang, Optical isolator using two tandem phase modulators, *Opt. Lett.* **36**, 4293 (2011).
- [55] C. R. Doerr, L. Chen, and D. Vermeulen, Silicon photonics broadband modulation-based isolator, *Opt. Express* **22**, 4493 (2014).
- [56] H. Lira, Z. F. Yu, S. H. Fan, and M. Lipson, Electrically Driven Nonreciprocity Induced by Interband Photonic Transition on a Silicon Chip, *Phys. Rev. Lett.* **109**, 033901 (2012).
- [57] L. D. Tzuang, K. Fang, P. Nussenzveig, S. Fan, and M. Lipson, Non-reciprocal phase shift induced by an effective magnetic flux for light, *Nat. Photon.* **8**, 701 (2014).
- [58] M. Castellanos Munoz, A. Y. Petrov, L. O'Faolain, J. Li, T. F. Krauss, and M. Eich, Optically Induced Indirect Photonic Transitions in a Slow Light Photonic Crystal Waveguide, *Phys. Rev. Lett.* **112**, 053904 (2014).
- [59] Y. Yang, C. Galland, Y. Liu, K. Tan, R. Ding, Q. Li, K. Bergman, T. Baehr-Jones, and M. Hochberg, Experimental demonstration of broadband Lorentz non-reciprocity in an integrable photonic architecture based on Mach-Zehnder modulators, *Opt. Express* **22**, 17409 (2014).
- [60] M. S. Kang, A. Butsch, and P. S. J. Russell, Reconfigurable light-driven opto-acoustic isolators in photonic crystal fibre, *Nat. Photonics* **5**, 549 (2011).
- [61] C. Eüter, K. G. Makris, R. El-Ganainy, D. N. Christodoulides, M. Segev, and D. Kip, Observation of parity-time symmetry in optics, *Nat. Phys.* **6**, 192 (2010).
- [62] L. Feng, M. Ayache, J. Q. Huang, Y. L. Xu, M. H. Lu, Y. F. Chen, Y. Fainman, and A. Scherer, Nonreciprocal Light Propagation in a Silicon Photonic Circuit, *Science* **333**, 729 (2011).
- [63] B. Peng, S. K. Özdemir, F. Lei, F. Monifi, M. Gianfreda, G. L. Long, S. H. Fan, F. Nori, C. M. Bender, and L. Yang, Parity-time-symmetric whispering-gallery microcavities, *Nat. Phys.* **10**, 394 (2014).
- [64] D. W. Wang, H. T. Zhou, M. J. Guo, J. X. Zhang, J. Evers, and S. Y. Zhu, Optical Diode Made from a Moving Photonic Crystal, *Phys. Rev. Lett.* **110**, 093901 (2013).
- [65] Q. Wang, F. Xu, Z. Y. Yu, X. S. Qian, X. K. Hu, Y. Q. Lu, and H. T. Wang, A bidirectional tunable optical diode based on periodically poled LiNbO₃, *Opt. Express* **18**, 7340 (2010).
- [66] H. Ramezani, T. Kottos, R. El-Ganainy, and D. N. Christodoulides, Unidirectional nonlinear \mathcal{PT} -symmetric optical structures, *Phys. Rev. A* **82**, 043803 (2010).
- [67] K. Fang, Z. Yu, and S. Fan, Photonic Aharonov-Bohm Effect Based on Dynamic Modulation, *Phys. Rev. Lett.* **108**, 153901 (2012).
- [68] S. A. R. Horsley, J. H. Wu, M. Artoni, and G. C. La Rocca, Optical Nonreciprocity of Cold Atom Bragg Mirrors in Motion, *Phys. Rev. Lett.* **110**, 223602 (2013).
- [69] J. H. Wu, M. Artoni, and G. C. La Rocca, Non-Hermitian Degeneracies and Unidirectional Reflectionless Atomic Lattices, *Phys. Rev. Lett.* **113**, 123004 (2014).
- [70] S. Manipatruni, J. T. Robinson, and M. Lipson, Optical Non-reciprocity in Optomechanical Structures, *Phys. Rev. Lett.* **102**, 213903 (2009).
- [71] M. Hafezi and P. Rabl, Optomechanically induced non-reciprocity in microring resonators, *Opt. Express* **20**, 7672 (2012).
- [72] J. Kim, M. C. Kuzyk, K. Han, H. Wang, and G. Bahl, Non-reciprocal Brillouin scattering induced transparency, *Nat. Phys.* **11**, 275 (2015).
- [73] C. H. Dong, Z. Shen, C. L. Zou, Y. L. Zhang, W. Fu, and G. C. Guo, Brillouin-scattering-induced transparency and non-reciprocal light storage, *Nature Commun.* **6**, 6193 (2015).
- [74] N. A. Estep, D. L. Sounas, J. Soric and A. Alù, Magnetic-free non-reciprocity and isolation based on parametrically modulated coupled-resonator loops, *Nat. Phys.* **10**, 923 (2014).
- [75] Z. Shen, Y. L. Zhang, Y. Chen, C. L. Zou, Y. F. Xiao, X. B. Zou, F. W. Sun, G. C. Guo, and C. H. Dong, Experimental realization of optomechanically induced non-reciprocity, *Nature Photonics* **10**, 657 (2016).
- [76] K. Fang, M. H. Matheny, X. Luan, and O. Painter, Optical transduction and routing of microwave phonons in cavity-optomechanical circuits, *Nat. Photon.* **10**, 489 (2016).
- [77] J. Koch, A. A. Houck, K. L. Hur, and S. M. Girvin, Time-reversal-symmetry breaking in circuit-QED-based photon lattices, *Phys. Rev. A* **82**, 043811 (2010).
- [78] S. J. M. Habraken, K. Stannigel, M. D. Lukin, P. Zoller, and P. Rabl, Continuous mode cooling and phonon routers for phononic quantum networks, *New J. Phys.* **14**, 115004 (2012).
- [79] L. Ranzani and J. Aumentado, A geometric description of non-reciprocity in coupled two-mode systems, *New J. Phys.* **16**, 103027 (2014).
- [80] L. Ranzani and J. Aumentado, Graph-Based Analysis of Nonreciprocity in Coupled-Mode Systems, *New J. Phys.* **17**, 023024 (2015).
- [81] Y. P. Wang, W. Wang, Z. Y. Xue, W. L. Yang, Y. Hu, and Y. Wu, Realizing and characterizing chiral photon flow in a circuit quantum electrodynamics necklace, *Sci. Rep.* **5**, 8352 (2015).
- [82] K. M. Sliwa, M. Hatridge, A. Narla, S. Shankar, L. Frunzio, R. J. Schoelkopf, and M. H. Devoret, Reconfigurable Josephson Circulator/Directional Amplifier, *Phys. Rev. X* **5**, 041020 (2015).
- [83] M. Schmidt, S. Kessler, V. Peano, O. Painter, and F. Marquardt, Optomechanical creation of magnetic fields for photons on a lattice, *Optica* **2**, 635 (2015).
- [84] A. Metelmann and A. A. Clerk, Nonreciprocal Photon Transmission and Amplification via Reservoir Engineering, *Phys. Rev. X* **5**, 021025 (2015).
- [85] X. W. Xu and Y. Li, Optical nonreciprocity and optomechanical circulator in three-mode optomechanical systems, *Phys. Rev. A* **91**, 053854 (2015).
- [86] X. W. Xu, Y. Li, A. X. Chen, and Y. X. Liu, Nonreciprocal conversion between microwave and optical photons in electro-optomechanical systems, *Phys. Rev. A* **93**, 023827 (2016).
- [87] A. Metelmann and A. A. Clerk, Non-reciprocal quantum interactions and devices via autonomous feed-forward, arXiv:1610.06621 [quant-ph].
- [88] L. Tian and Z. Li, Nonreciprocal State Conversion between Microwave and Optical Photons, arXiv:1610.09556 [quant-ph].
- [89] M.-A. Miri, F. Ruesink, E. Verhagen, and A. Alù, Fundamentals of optical non-reciprocity based on optomechanical coupling, arXiv:1612.07375 [physics.optics].

- [90] X. Xu and J. M. Taylor, Optomechanically-induced chiral transport of phonons in one dimension, arXiv:1701.02699 [quant-ph].
- [91] F. Ruesink, M.-A. Miri, A. Alù, and E. Verhagen, Nonreciprocity and magnetic-free isolation based on optomechanical interactions. *Nat. Commun.* **7**, 13662 (2016).
- [92] K. Fang, J. Luo, A. Metelmann, M. H. Matheny, F. Marquardt, A. A. Clerk, O. Painter, Generalized non-reciprocity in an optomechanical circuit via synthetic magnetism and reservoir engineering, *Nature Physics* (2017) (Published online) doi:10.1038/nphys4009.
- [93] N. R. Bernier, L. D. Tóth, A. Koottandavida, A. Nunnenkamp, A. K. Feofanov, T. J. Kippenberg, Nonreciprocal reconfigurable microwave optomechanical circuit, arXiv:1612.08223 [quant-ph].
- [94] C. W. Gardiner and M. J. Collett, Input and output in damped quantum systems: Quantum stochastic differential equations and the master equation, *Phys. Rev. A* **31**, 3761 (1985).
- [95] F. Lecocq, L. Ranzani, G. A. Peterson, K. Cicak, R. W. Simmonds, J. D. Teufel, and J. Aumentado, Nonreciprocal microwave signal processing with a Field-Programmable Josephson Amplifier, arXiv:1612.01438 [quant-ph].
- [96] N. R. Bernier, L. D. Tóth, A. Koottandavida, A. Nunnenkamp, A. K. Feofanov, and T. J. Kippenberg, Nonreciprocal reconfigurable microwave optomechanical circuit, arXiv:1612.08223 [quant-ph].
- [97] P. Roushan, C. Neill, A. Megrant, Y. Chen, R. Babbush, R. Barends, B. Campbell, Z. Chen, B. Chiaro, A. Dunsworth, A. Fowler, E. Jeffrey, J. Kelly, E. Lucero, J. Mutus, P. J. J. O'Malley, M. Neeley, C. Quintana, D. Sank, A. Vainsencher, J. Wenner, T. White, E. Kapit, H. Neven, and J. Martinis, Chiral groundstate currents of interacting photons in a synthetic magnetic field, *Nature Physics* (2016) (Published online).
- [98] C. W. Peterson, S. Kim, J. T. Bernhard, and G. Bahl, Reconfigurable arbitrary nonreciprocal transfer functions through nonreciprocal coupling, arXiv:1702.06476 [physics.optics].