

# C-SHORE: HIGHER-ORDER VERIFICATION VIA COLLAPSIBLE PUSHDOWN SYSTEM SATURATION

CHRISTOPHER BROADBENT, ARNAUD CARAYOL, MATTHEW HAGUE, AND OLIVIER SERRE

Institut für Informatik (I7), Technische Universität München  
*e-mail address:* broadben@in.tum.de

Laboratoire d'informatique de l'Institut Gaspard Monge, Université Paris-Est, and CNRS  
*e-mail address:* Arnaud.Carayol@univ-mlv.fr

Department of Computer Science, Royal Holloway, University of London  
*e-mail address:* matthew.hague@rhul.ac.uk

IRIF, Université Paris Diderot - Paris 7, and CNRS  
*e-mail address:* olivier.serre@cnrs.fr

---

**ABSTRACT.** Higher-order recursion schemes (HORS) have received much attention as a useful abstraction of higher-order functional programs with a number of new verification techniques employing HORS model-checking as their centrepiece. We give an account of the C-SHORE tool, which contributed to the ongoing quest for a truly scalable model-checker for HORS by offering a different, automata theoretic perspective. C-SHORE implements the first practical model-checking algorithm that acts on a generalisation of pushdown automata equi-expressive with HORS called *collapsible pushdown systems* (CPDS). At its core is a backwards saturation algorithm for CPDS. Additionally, it is able to use information gathered from an approximate forward reachability analysis to guide its backward search. Moreover, it uses an algorithm that prunes the CPDS prior to model-checking and a method for extracting counter-examples in negative instances. We provide an up-to-date comparison of C-SHORE with the state-of-the-art verification tools for HORS. The tool and additional material are available from <http://cshore.cs.rhul.ac.uk>.

## 1. INTRODUCTION

Functional languages such as Haskell, OCaml and Scala strongly encourage the use of higher-order functions. This represents a challenge for software verification, which usually does not model recursion accurately, or models only first-order calls (e.g. SLAM [1] and Moped [10]). However, there has recently been much interest in a model called *higher-order recursion schemes* (HORS) (see e.g. [7]), which offers a way of abstracting functional programs in a manner that precisely models higher-order control-flow.

---

*1998 ACM Subject Classification:* F.1.1; Models of Computation; Automata.

*Key words and phrases:* Higher-Order; Verification; Model-Checking; Recursion Schemes; Collapsible Pushdown Systems; Saturation; Automata.

This article gives a full account of the C-SHORE tool [8] whose algorithms and implementation have been published in ICALP 2012 [3] and ICFP 2013 [4].

The execution trees of HORS enjoy decidable  $\mu$ -calculus theories [7]. Even ‘reachability’ properties (subsumed by the  $\mu$ -calculus) are very useful in practice. As a simple example, the safety of incomplete pattern matching clauses could be checked by asking whether the program can ‘reach a state’ where a pattern match failure occurs. More complex ‘reachability’ properties can be expressed using a finite automaton and could, for example, specify that the program respects a certain discipline when accessing a particular resource (see [18]). Despite even reachability being  $(n - 1)$ -EXPTIME complete, recent research has revealed that useful properties of HORS can be checked in practice.

Kobayashi’s TRecS [17] tool, which checks properties expressible by a deterministic trivial Büchi automaton (all states accepting), was the first to achieve this. It works by determining whether a HORS is typable in an intersection-type system characterising the property to be checked [18]. In a bid to improve scalability, a number of other algorithms have subsequently been designed and implemented such as Kobayashi *et al.*’s GTRecS(2) [20, 21] and Neatherway *et al.*’s TravMC [23] tools, all based on intersection type inference. A recent overview of HORS model-checking was given by Ong [25].

This work is the basis of various techniques for verifying functional programs. In particular, Kobayashi *et al.* have developed MoChi [22] that checks safety properties of (OCaML) programs, and EHMTT Verifier [31] for tree processing programs. Both use a recursion schemes model-checker as a central component. Similarly, Ong and Ramsay [24] analyse programs with pattern matching employing recursion schemes as an abstraction.

Achieving scalability while accurately tracking higher-order control-flow is a challenging problem. This article offers an automata-theoretic perspective on this challenge, providing a fresh set of tools that contrast with previous intersection-type approaches.

*Collapsible pushdown systems (CPDS)* [11, 12] are an alternative representation of the class of execution trees that can be generated by recursion schemes (with linear-time mutual-translations between the two formalisms [11, 12, 9]). While pushdown systems augment a finite-state machine with a stack and provide an ideal model for first-order programs [15], collapsible pushdown systems model higher-order programs by extending the stack of a pushdown system to a nested “stack-of-stacks” structure. The nested stack structure enables one to represent closures. Indeed the reader might find it helpful to view a CPDS as being a Krivine’s Abstract Machine in a guise making it amenable to the generalisation of techniques for pushdown model-checking. Salvati and Walukiewicz have studied in detail the connection with the Krivine abstract machine [27, 28].

For ordinary (‘order-1’) pushdown systems, a model-checking approach called *saturation* has been successfully implemented by tools such as Moped [10] and PDSolver [14]. Given a regular set of configurations of the pushdown system (represented by a finite automaton  $A$  acting on stacks), saturation can solve the ‘backward reachability problem’ by computing another finite automaton recognising a set of configurations from which a configuration in  $\mathcal{L}(A)$  can be reached. This is a fixed-point computation that gradually adds transitions to  $A$  until it is ‘saturated’. If  $A$  recognises a set of error configurations, one can determine whether the pushdown system is ‘safe’ by checking if its initial configuration is recognised by the automaton computed by saturation.

The first contribution of this article was first presented in ICALP 2012. We extend the saturation method to a backward reachability analysis of collapsible pushdown systems [3]. This runs in PTIME when the number of control states is bounded. Crucially, this condition is satisfied when translating from recursion schemes of bounded arity with properties represented by automata of bounded size [11, 12]. Whilst the HORS/intersection-type

based tool GTRecS(2) also enjoys this fixed-parameter tractability, it times out on many benchmarks that our tool solves quickly. We remark also Ramsay *et al.* introduced a third fixed-parameter tractable algorithm in 2014 underlying their Preface tool [26].

In this work, we revisited the foundations of higher-order verification tools and introduced C-SHORE [8] — the first model-checking tool for the (direct) analysis of collapsible pushdown systems. This work was presented in ICFP 2013 [4]. To achieve an efficient implementation, some substantial modifications and additions were made to the algorithm, leading to several novel practical and theoretical contributions:

- (1) An approximate *forward* reachability algorithm providing data
  - (a) ... allowing the CPDS to be pruned so that saturation receives a smaller input.
  - (b) ... employed by a modified saturation algorithm to guide its *backward* search.

This is essential for termination on most of our benchmarks.

- (2) A method for extracting witnesses to reachability.
- (3) A complete rework of the saturation algorithm to speed up fixed-point computation.
- (4) Experimental results comparing our approach with other tools.

We remark that the tools mentioned above propagate information forwards WRT the evaluation of the model. In contrast, the raw saturation algorithm works backwards, but we also show how forward and backward propagation can be combined.

Here we give a full account of the C-SHORE tool. This covers the saturation algorithm presented at ICALP 2012 as well as efficient algorithms implemented by C-SHORE in ICFP 2013. To prove soundness, we diverge from the ICALP 2012 proof, and instead base our proof on the witness generation algorithm presented in ICFP 2013. In particular, we present novel generalisations of witness generation, the forwards analysis, and the efficient fixed-point calculation to *alternating* CPDSs. These were only given for non-alternating CPDSs in ICFP 2013. The tool is available at <http://cshore.cs.rhul.ac.uk>.

Since C-SHORE was released, two new tools were released. Broadbent *et al.* introduced HorSat, which is an application of the saturation technique and initial forward analysis directly to intersection type analysis of HORS [6]. Recently HorSat2 improved the forwards analysis and made other algorithmic improvements [16]. Secondly, in POPL 2014, Ramsay *et al.* introduced Preface [26]. This is a type-based abstraction-refinement algorithm that attempts to simultaneously prove and disprove the property of interest. Both HorSat2 and Preface perform significantly better than previous tools.

Even though both Preface and HorSat2 both outperform C-SHORE, we consider the CPDS approach to offer a different perspective by providing a link between successful pushdown model-checking tools and higher-order model-checking. Moreover, CPDS have been instrumental in proving a number of results about higher-order languages. Hence, it is very natural to consider the implementation of a model-checker using these automata techniques and the challenges and opportunities therein. This article provides an account of a significant effort to extend pushdown model-checking to the higher-order case, and therefore we hope it will be instructive to readers interested in building verification tools for higher-order programming languages.

Section 2 is an informal introduction to HORS and CPDS. In Section 3 we describe CPDS and how to represent sets of their configurations. The basic saturation algorithm introduced in ICALP 2012 is presented in Section 4 and proven correct in Section 5. Section 5.3 gives our generalised witness generation algorithm (that also implies soundness of saturation). We describe two optimisations to the saturation algorithm used by C-SHORE:

an initial forwards analysis in Section 6 and an efficient fixed point computation in Section 7. Experimental results are in Section 8.

## 2. MODELLING HIGHER-ORDER PROGRAMS

In this section we give an informal introduction to the process of modelling higher-order programs for verification. In particular, we show how a simple example program can be modelled using a higher-order recursion scheme, and then we show how this scheme is evaluated using a collapsible pushdown system. For a more systematic approach to modelling higher-order programs with recursion schemes, we refer the reader to work by Kobayashi *et al.* [22]. This section is for background only, and can be safely skipped.

For this section, consider the toy example below.

```

Main = MakeReport Nil
MakeReport x = if * (Commit x)
               else (AddData x MakeReport)
AddData y f = if * (f Error) else (f Cons(_, y))

```

In this example, `*` represents a non-deterministic choice (that may, for example, be a result of some input by the user). Execution begins at `Main` which aims to make a report which is a list. It sends an empty report to `MakeReport`. Either `MakeReport` finishes and commits the report somehow, or it adds an item to the head of the list using `AddData`, which takes the report so far, and a continuation. `AddData` either detects a problem with the new data (maybe it is inconsistent with the rest of the report) and flags an error by passing `Error` to the continuation, or extends the report with some item. In this case, since there is no error handling in `MakeReport`, an `Error` may be committed.

**2.1. Higher-Order Recursion Schemes.** We introduce, informally, higher-order recursion schemes. These are rewrite systems that generate the computation tree of a functional program. A rewrite rule takes the form

$$N \phi x \hookrightarrow t$$

where  $N$  is a (simply) typed non-terminal with (possibly higher-order) arguments  $\phi$  and  $x$ . A term  $N t_\phi t_x$  rewrites to  $t$  with  $t_\phi$  substituted for  $\phi$  and  $t_x$  substituted for  $x$ . Note that recursion schemes require  $t$  to be of ground type. We illustrate recursion schemes and their use in analysis using the toy example from above. We can directly model our example with the scheme

$$\begin{aligned}
main &\hookrightarrow M \text{ nil} \\
M x &\hookrightarrow \text{or} (\text{commit } x) (A x M) \\
A y \phi &\hookrightarrow \text{or} (\phi \text{ error}) (\phi (\text{cons } y))
\end{aligned}$$

where  $M$  is the non-terminal associated with the `MakeReport` function, and  $A$  is the non-terminal associated with the `AddData` function; `nil`, `or`, `commit`, `error` and `cons` are terminal symbols of arity 0, 2, 1, 0 and 1 respectively (e.g. in the second rule, `or` takes the two arguments `(commit x)` and `(A x M)`). The scheme above begins with the non-terminal `main` and, through a sequence of rewrite steps, generates a tree representation of the evolution of the program. Figure 1, described below, shows such a sequence.

Beginning with the non-terminal `main`, we apply the first rewrite rule to obtain the tree representing the term  $(M \text{ nil})$ . We then apply the second rewrite rule, instantiating  $x$

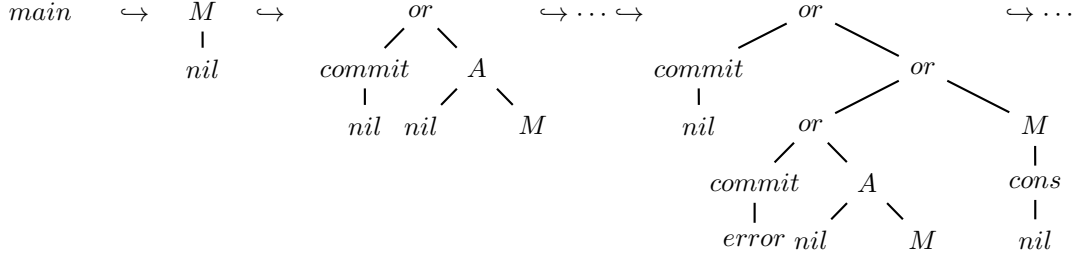


Figure 1: The behaviour of a toy recursion scheme.

with *nil* to obtain the next tree in the sequence. This continues *ad infinitum* to produce a possibly infinite tree labelled only by terminals.

We aim to show the correctness of the program. I.e. the program never tries to *commit* an *error*. The rightmost tree in Figure 1, has a branch labelled *or, or, or, commit, error*. Note, *commit* is being called with an *error* report. In general we define the regular language  $\mathcal{L}_{err} = or^*commit\ or^*error$ . If the tree generated by the HORS contains a branch labelled by a word appearing in  $\mathcal{L}_{err}$ , then we have identified an error in the program.

**2.2. Collapsible Pushdown Automata.** Previous research into the verification of HORS has used *intersection types* (e.g. [19, 23]). Here we investigate a radically different approach exploiting the connection between HORS and an automata model called *collapsible pushdown automata* (CPDA). These two formalisms are, in fact, equivalent.

**Theorem 2.1** (Equi-expressivity [11, 12]). *For each order- $n$  recursion scheme, there is an order- $n$  collapsible pushdown automaton generating the same tree, and vice-versa. Furthermore, the translation from recursion schemes to collapsible pushdown automata is linear, and the opposite translation is polynomial.*  $\square$

We describe at a high level the structure of a CPDA and how they can be used to evaluate recursion schemes. In our case, this means outputting a sequence of non-terminals representing each path in the tree. More formal definitions are given in Section 3. At any moment, a CPDA is in a *configuration*  $\langle p, w \rangle$ , where  $p$  is a control state taken from a finite set  $\mathcal{P}$ , and  $w$  is a higher-order collapsible stack. In the following we will focus on the stack. Control states are only needed to ensure that sequences of stack operations occur in the correct order and are thus elided for clarity.

In our toy example, we have an order-2 HORS and hence an order-2 stack. An order-1 stack is a stack of characters from a finite alphabet  $\Sigma$ . An order-2 stack is a stack of order-1 stacks. Thus  $[[main]]$  denotes the order-2 stack containing only the order-1 stack  $[main]$ ;  $[main]$  is an order-1 stack containing only the character *main*. In general  $\Sigma$  will contain all subterms appearing in the original statement of our toy example recursion scheme. The evolution of the CPDA stack is given in Figure 2 and explained below.

The first step is to rewrite *main* using  $main \hookrightarrow M\ nil$ . Since  $(M\ nil)$  is a subterm of our recursion scheme, we have  $(M\ nil) \in \Sigma$  and we rewrite the stack  $[[main]]$  to  $[[M\ nil]]$ . Next, we call *M*. As usual, a function call necessitates a new stack frame. In particular, we push the body of *M* (that is  $(or\ (commit\ x)\ (A\ x\ M))$ ) onto the stack, giving the third stack in Figure 2. Note, we do not instantiate the variable  $x$ , hence we use only the subterms appearing in the recursion scheme.

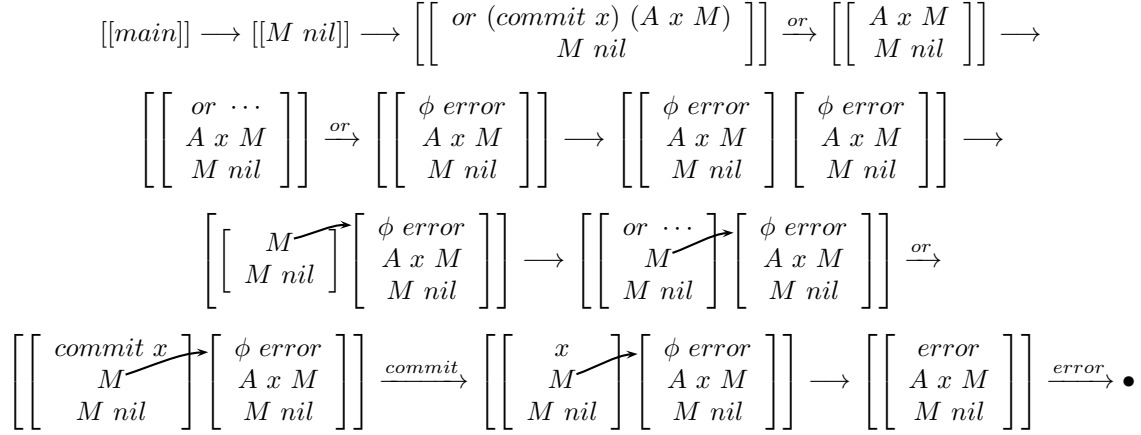


Figure 2: A stack evaluating the toy example.

Recall that we want to obtain a CPDA that outputs a sequence of terminals representing each path in the tree. To evaluate  $\text{or } (\dots) (\dots)$  we output the terminal  $\text{or}$  and then (non-deterministically) choose a branch of the tree to follow. Let us choose  $(A \ x \ M)$ . Hence, the CPDA outputs  $\text{or}$  and rewrites the top term to  $(A \ x \ M)$ . Next we call  $A$ , pushing its body to the stack, then pick out the  $(\phi \ \text{error})$  branch of the  $\text{or}$  terminal. This takes us to the beginning of the second row of Figure 2.

To proceed, we evaluate  $(\phi \ \text{error})$ . To do this, we have to know the value of  $\phi$ . We can obtain this information by inspecting the stack and seeing that the second argument of the call of  $A$  is  $M$ . However, since we can only see the top of a stack, we would have to remove the character  $(\phi \ \text{error})$  to determine that  $\phi = M$ , thus losing our place in the computation.

However, an order-2 stack is able — via a  $\text{push}_2$  operation — to create a copy of its topmost order-1 stack. After this copy (note that the top of the stack is written on the left) we delve into the copy of the stack to find the value of  $\phi$ . Simultaneously we create a *collapse link*, pictured as an arrow from  $M$  to the stack with the term  $(\phi \ \text{error})$  on top. This collapse link points from  $M$  to the context in which  $M$  will be evaluated. In particular, if we need to know the value of  $x$  in the body of  $M$ , we need to know that  $M$  was called with the  $\text{error}$  argument, within the term  $(\phi \ \text{error})$ ; the collapse link points to this information (i.e. encodes a closure in the stack). We can access this information via a *collapse* operation. These are the two main features of a higher-order collapsible stack, described formally in the next section.

To continue, we push the body of  $M$  on to the stack, output the  $\text{or}$  symbol and choose the  $(\text{commit } x)$  branch. Since  $\text{commit}$  is a terminal, we output it and evaluate  $x$ . To compute  $x$ , we look into the stack and follow the collapse link from  $M$  to the stack with  $(\phi \ \text{error})$  on top. We do not create a copy of the stack here because  $x$  is an order-0 variable and thus represents a self-contained execution. Since  $x$  has value  $\text{error}$ , we output it and terminate. This completes the execution corresponding to the error branch identified in Figure 1.

**2.3. Collapsible Pushdown Systems.** The CPDA output  $\text{or}, \text{or}, \text{or}, \text{commit}, \text{error}$  in the execution above. This is an error sequence in  $\mathcal{L}_{\text{err}}$  and should be flagged. In general, we take the finite automaton  $A$  representing the regular language  $\mathcal{L}_{\text{err}}$  and form a synchronised

product with the CPDA. This results in a CPDA that does not output any symbols, but instead keeps in its control state the progression of  $A$ . Thus we are interested in whether the CPDA is able to reach an accepting state of  $A$ , not the language it generates. We call a CPDA without output symbols a *collapsible pushdown system* (CPDS), and the question of whether a CPDS can reach a given state is the reachability problem. This is the subject of the remainder of the paper.

### 3. PRELIMINARIES

**3.1. Collapsible Pushdown Systems.** We give the definition of higher-order collapsible stacks and their operations, before giving the definition of collapsible pushdown systems.

**3.1.1. Higher-Order Collapsible Stacks.** Higher-order collapsible stacks are a nested “stack-of-stacks” structure over a stack alphabet  $\Sigma$ . Each stack character contains a pointer — called a “link” — to a position lower down in the stack. The stack operations, defined below, create copies of sub-stacks. The link is intuitively a pointer to the context in which the stack character was first created. These links will be defined as tuples, the meaning of which is expanded upon after the following definition. Let the natural numbers  $\mathbb{N}$  be  $\{0, 1, 2, \dots\}$ . We will write stacks with the top of the stack appearing on the left.

**Definition 3.1** (Order- $n$  Collapsible Stacks). An *order- $k$  link* is a tuple  $(k, i)$  where  $k \geq 1$  and  $i$  are natural numbers. If  $k \in \{1, \dots, n\}$  we say the link is *up-to order- $n$* . Given a finite set of stack characters  $\Sigma$ , an *order-0 stack* with an up-to order- $n$  link is  $a^{(k,i)}$  where  $a \in \Sigma$  and  $(k, i)$  is an up-to order- $n$  link. An *order- $k$  stack* with up-to order- $n$  links is a sequence  $w = [w_1 \dots w_\ell]_k$  such that each  $w_j$  is an order- $(k-1)$  stack with up-to order- $n$  links. Moreover, for each  $w_j$  and each order- $k$  link  $(k, i)$  appearing on a character in  $w_j$ , we have  $0 \leq i \leq \ell - j$ . Let  $Stacks_n(\Sigma)$  denote the set of order- $n$  stacks over  $\Sigma$  with up-to order- $n$  links.

In the sequel we will refer to order- $n$  stacks with up-to order- $n$  links simply as order- $n$  stacks. We will use order- $k$  stack to mean an order- $k$  stack with up-to order- $n$  links, where  $n$  is clear from the context. We define the interpretation of the collapse links formally below. Intuitively, the collapse links point to a position lower down in the stack. In a link  $(k, i)$  the first component  $k$  indicates that the link points to a location inside the order- $k$  stack where the link is contained. The second component  $i$  gives the distance from the bottom of the stack of the targeted position. For example, a link  $(2, 0)$  in an order-2 stack  $[w_1 \dots w_\ell]_2$  would point to the bottom of the order-2 stack. That is, after  $w_\ell$ . Hence, we can represent collapse links informally with arrows as shown below.

**Example 3.2.** An example order-3 stack is  $[[[a^{(3,1)}b^{(1,0)}]_1]_2[[c^{(2,1)}]_1[d^{(1,1)}e^{(1,0)}]_1]_2]_3$  where the topmost character is  $a$ . This could be written

$$[ [ [ [ a \quad b \curvearrowright ]_1 ]_2 \curvearrowright [ [ [ c ]_1 \curvearrowright [ [ d \quad e \curvearrowright ]_1 ]_2 ]_3 ]_3 .$$

The collapse operation, defined below, will remove all parts of the stack above the destination of the topmost collapse link. Collapse on the stack in the example above gives  $[[[c^{(2,1)}]_1[d^{(1,1)}e^{(1,0)}]_1]_2]_3$ . Note, we will often omit the collapse link annotations for readability. In particular, we will often write  $top_1(w) = a$  instead of  $top_1(w) = a^{(k,i)}$  when we are not interested in the link.

Given an order- $n$  stack  $[w_1 \dots w_\ell]_n$ , we define

$$\begin{aligned} top_n([w_1 \dots w_\ell]_n) &= w_1 && \text{when } \ell > 0 \\ top_k([w_1 \dots w_\ell]_n) &= top_k(w_1) && \text{when } k < n \text{ and } \ell > 0 \end{aligned}$$

noting that  $top_k(w)$  is undefined if  $top_{k'}(w)$  is empty for any  $k' > k$ . For technical reasons, we also define  $top_{n+1}(w) = [w]_{n+1}$  when  $w$  is an order- $n$  stack. We remove the top portion of a  $top_k$  stack using, where  $i > 0$ ,

$$\begin{aligned} bot_n^i([w_1 \dots w_\ell]_n) &= [w_{\ell-i+1} \dots w_\ell]_n && \text{when } i \leq \ell \\ bot_k^i([w_1 \dots w_\ell]_n) &= [bot_k^i(w_1)w_2 \dots w_\ell]_n && \text{when } k < n \text{ and } \ell > 0. \end{aligned}$$

For  $top_1(w) = a^{(k,i)}$ , the destination of the link is  $bot_k^i(w)$ .

When  $u$  is an order- $(k-1)$  stack and  $v = [v_1 \dots v_\ell]_n$  is an  $n$ -stack with  $k \leq n$ , we define  $u :_k v$  as the stack obtained by adding  $u$  on top of the topmost  $k$ -stack of  $v$ . Formally, we let

$$\begin{aligned} u :_k v &= [uv_1 \dots v_\ell]_n && \text{when } k = n \\ u :_k v &= [(u :_k v_1)v_2 \dots v_\ell]_n && \text{when } k < n \text{ and } \ell > 0 \end{aligned}$$

**3.1.2. Operations on Order- $n$  Collapsible Stacks.** The following operations may be performed on an order- $n$  collapsible stack.

$$\begin{aligned} \mathcal{O}_n &= \{pop_1, \dots, pop_n\} \cup \{push_2, \dots, push_n\} \cup \\ &\quad \{collapse_2, \dots, collapse_n\} \cup \{push_a^2, \dots, push_a^n, rew_a \mid a \in \Sigma\} \end{aligned}$$

We say  $o \in \mathcal{O}_n$  is of order- $k$  when  $k$  is minimal such that  $o \in \mathcal{O}_k$ . E.g.,  $push_k$  is of order  $k$ .

The  $collapse_k$  operation is non-standard in the sense of Hague *et al.* [11, 12] and has the semantics of a normal collapse, with the additional constraint that the top character has an order- $k$  link. The standard version of collapse can be simulated with a non-deterministic choice on the order of the stack link. In the other direction, we can store in the stack alphabet the order of the collapse link attached to each character on the stack. Note, we do not allow order-1 links to be created or used. In effect, these links are “null”.

We define each stack operation in turn for an order- $n$  stack  $w$ . Collapse links are created by the  $push_a^k$  operations, which add a character to the top of a given stack  $w$  with a link pointing to  $pop_k(w)$ .

- (1) We set  $pop_k(w) = v$  when  $w$  decomposes into  $u :_k v$ .
- (2) We set  $push_k(w) = u :_k u :_k v$  when  $w = u :_k v$ .
- (3) We set  $collapse_k(w) = bot_k^i(w)$  when  $top_1(w) = a^{(k,i)}$  for some  $i$ .
- (4) We set  $push_b^k(w) = b^{(k,\ell-1)} :_1 w$  where  $top_{k+1}(w) = [w_1 \dots w_\ell]_{k+1}$ .
- (5) We set  $rew_b(w) = b^{(k,i)} :_1 v$  where  $w = a^{(k,i)} :_1 v$ .

Note that, for a  $push_k$  operation, links outside of  $u = top_k(w)$  point to the same destination in both copies of  $u$ , while links pointing within  $u$  point within the respective copies of  $u$ . For full introduction, we refer the reader to Hague *et al.* [11, 12]. In Section 4.3 we give several example stacks and show how the stack operations affect them.



3.1.3. *Collapsible Pushdown Systems.* We define alternating collapsible pushdown systems.

**Definition 3.3** (Collapsible Pushdown Systems). An alternating order- $n$  *collapsible pushdown system* (*collapsible PDS*) is a tuple  $\mathcal{C} = (\mathcal{P}, \Sigma, \mathcal{R})$  where  $\mathcal{P}$  is a finite set of control states,  $\Sigma$  is a finite stack alphabet, and  $\mathcal{R} \subseteq (\mathcal{P} \times \Sigma \times \mathcal{O}_n \times \mathcal{P}) \cup (\mathcal{P} \times 2^{\mathcal{P}})$  is a set of rules.

We write *configurations* of a collapsible PDS as a pair  $\langle p, w \rangle$  where  $p \in \mathcal{P}$  and  $w \in \text{Stacks}_n(\Sigma)$ . We write  $\langle p, w \rangle \longrightarrow \langle p', w' \rangle$  to denote a transition from a rule  $(p, a, o, p')$  with  $\text{top}_1(w) = a$  and  $w' = o(w)$ . Furthermore, we have a transition  $\langle p, w \rangle \longrightarrow \{\langle p', w \rangle \mid p' \in P\}$  whenever we have a rule  $p \rightarrow P$ . A non-alternating collapsible PDS has no rules of this second form. We write  $C$  to denote a set of configurations.

We will be interested in the configurations that may reach a particular target set. That is, given a set  $C_f$  of target configurations, we define the set  $\text{Pre}_{\mathcal{C}}^*(C_f)$  of configurations which can eventually reach  $C_f$ . A configuration can reach  $C_f$  if it is contained in  $C_f$  or there is a transition to a configuration that can reach  $C_f$ . In the case of alternating transitions to a set of configurations  $C$ , we require all configurations in  $C$  to be able to reach  $C_f$ . This is formally defined as  $\text{Pre}_{\mathcal{C}}^*(C_f) = \bigcup_{\alpha < \omega} \text{Pre}_{\mathcal{C}}^{\alpha}(A_0)$  where

$$\begin{aligned} \text{Pre}_{\mathcal{C}}^0(C_f) &= C_f \\ \text{Pre}_{\mathcal{C}}^{\alpha+1}(C_f) &= \left\{ \langle p, w \rangle \mid \begin{array}{l} \exists \langle p, w \rangle \longrightarrow \langle p', w' \rangle \in \text{Pre}_{\mathcal{C}}^{\alpha}(C_f) \vee \\ \exists \langle p, w \rangle \longrightarrow C \subseteq \text{Pre}_{\mathcal{C}}^{\alpha}(C_f) \end{array} \right\} \cup \text{Pre}_{\mathcal{C}}^{\alpha}(C_f). \end{aligned}$$

3.2. **Regularity of Collapsible Stacks.** We will present an algorithm that operates on sets of configurations. For this we use order- $n$  stack automata, thus defining a notion of regular sets of stacks. These have a nested structure based on a similar automata model by Bouajjani and Meyer [2]. The handling of collapse links is similar to automata introduced by Broadbent *et al.* [5], except we read stacks top-down rather than bottom-up. Note, the second condition in the definition below is a uniqueness condition that will be technically convenient throughout this article. It can be shown that it does not restrict the expressive power of the automata.

**Definition 3.4** (Order- $n$  Stack Automata). An *order- $n$  stack automaton*

$$A = (\mathbb{Q}_n, \dots, \mathbb{Q}_1, \Sigma, \Delta_n, \dots, \Delta_1, \mathcal{F}_n, \dots, \mathcal{F}_1)$$

is a tuple where  $\Sigma$  is a finite stack alphabet,  $\mathbb{Q}_n, \dots, \mathbb{Q}_1$  are finite disjoint statesets, and

- (1) for all  $k \in \{2, \dots, n\}$ , we have that  $\Delta_k \subseteq \mathbb{Q}_k \times \mathbb{Q}_{k-1} \times 2^{\mathbb{Q}_k}$  is a transition relation, and  $\mathcal{F}_k \subseteq \mathbb{Q}_k$  is a set of accepting states,
- (2) for all  $k \in \{2, \dots, n\}$  and  $q_{k-1} \in \mathbb{Q}_{k-1}$ , if  $(q_k, q_{k-1}, Q_k) \in \Delta_k$  and  $(q'_k, q_{k-1}, Q'_k) \in \Delta_k$  then  $q_k = q'_k$  and  $Q_k = Q'_k$ , and
- (3)  $\Delta_1 \subseteq \bigcup_{2 \leq k \leq n} (\mathbb{Q}_1 \times \Sigma \times 2^{\mathbb{Q}_k} \times 2^{\mathbb{Q}_1})$  is a transition relation, and  $\mathcal{F}_1 \subseteq \mathbb{Q}_1$  a set of accepting states.

Stack automata are alternating automata that read the stack in a nested fashion. Order- $k$  stacks are recognised from states in  $\mathbb{Q}_k$ . A transition  $(q, q', Q) \in \Delta_k$  from  $q$  to  $Q$  for some  $k > 1$  can be fired when the topmost order- $(k-1)$  stack is accepted from  $q' \in \mathbb{Q}_{(k-1)}$ . The remainder of the stack must be accepted from all states in  $Q$ . At order-1, a transition  $(q, a, Q_{col}, Q)$  is a standard alternating  $a$ -transition with the additional requirement that the stack pointed to by the collapse link of  $a$  is accepted from all states in  $Q_{col}$ . A stack is

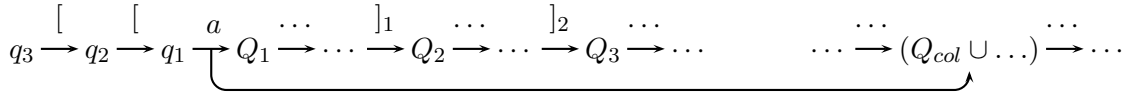


Figure 3: An informal depiction of a partial stack automaton run.

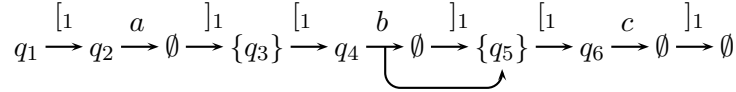


Figure 4: A complete example stack automaton run.

accepted if a subset of  $\mathcal{F}_k$  is reached at the end of each order- $k$  stack. In Section 3.2.2, we formally define the runs of a stack automaton. We write  $w \in \mathcal{L}_q(A)$  whenever  $w$  is accepted from a state  $q$ . For ease of presentation, we write  $q \xrightarrow{q'} Q \in \Delta_k$  instead of  $(q, q', Q) \in \Delta_k$  and  $q \xrightarrow[Q_{col}]{a} Q \in \Delta_1$  instead of  $(q, a, Q_{col}, Q) \in \Delta_1$ . Note that a transition to the empty set is distinct from having no transition.

We give two informal examples of runs below. The first is more schematic, while the second is concrete. Further examples can be found in Section 4.3.

**Example 3.5.** A (partial) run is informally pictured in Figure 3, reading an order-3 stack using  $q_3 \xrightarrow{q_2} Q_3 \in \Delta_3$ ,  $q_2 \xrightarrow{q_1} Q_2 \in \Delta_2$  and  $q_1 \xrightarrow[Q_{col}]{a} Q_1 \in \Delta_1$ . Note, the transition  $q_3 \xrightarrow{q_2} Q_3$  reads the topmost order-2 stack, with the remainder of the stack being read from  $Q_3$ . The node labelled  $Q_{col}$  begins a run on the stack pointed to by the collapse link of  $a$ . Note that the label of this node may contain other elements apart from  $Q_{col}$ . These additional elements come from the part of the run coming from the previous node (and other collapse links).

**Example 3.6.** Figure 4 shows a stack automaton run over  $[[a]_1[b^{(2,1)}]_1[c]_1]_2$  using our informal graphical depiction. Note, we only show a collapse link on  $b$ , with the others omitted for readability. This run uses the transitions (in order from left-to-right)  $t_1 = (q_1 \xrightarrow{q_2} \{q_3\})$ ,  $t'_1 = (q_2 \xrightarrow[a]{a} \emptyset)$ ,  $t_2 = (q_3 \xrightarrow{q_4} \{q_5\})$ ,  $t'_2 = (q_4 \xrightarrow[\{q_5\}]{b} \emptyset)$ ,  $t_3 = (q_5 \xrightarrow{q_6} \emptyset)$ , and  $t'_3 = (q_6 \xrightarrow[c]{c} \emptyset)$ . Observe that the  $\{q_5\}$  is the result of  $\{q_5\} \cup \{q_5\}$ . This is because both  $t_2$  and  $t'_2$  target  $\{q_5\}$ , the latter via the collapse link.

3.2.1. *Notation and Conventions.* Before we define runs formally, we introduce the notions of a substack and initial states, and show how a run can be represented only by considering  $\Delta_1$  by defining the  $k$ -expansion. Fix a stack automaton

$$A = (\mathbb{Q}_n, \dots, \mathbb{Q}_1, \Sigma, \Delta_n, \dots, \Delta_1, \mathcal{F}_n, \dots, \mathcal{F}_1) .$$

*Substacks.* We define the set of substacks of a stack. Intuitively, the set of substacks is the set of all suffixes of the stack.

**Definition 3.7** ( $\text{Subs}(w)$ ). Given an order- $n$  stack  $w$ , we denote by  $\text{Subs}(w)$  the smallest set of stacks such that  $w \in \text{Subs}(w)$  and if  $u :_k v \in \text{Subs}(w)$  for some  $k \in \{1, \dots, n\}$  then  $v \in \text{Subs}(w)$ .

*Initial States.* We say a state is *initial* if it is a state  $q_k \in Q_k$  for  $k < n$  such that there exists a transition  $q_{k+1} \xrightarrow{q_k} Q_{k+1}$  in  $\Delta_{k+1}$ .

*Expanding Transitions.* Given a transition  $q_1 \xrightarrow[Q_{col}]{a} Q_1$  we can define the  $k$ -*expansion* of the transition. This expansion may not always exist, and it is a consequence of the fact that a state may label at most one transition. Moreover, it shows how a single transition in  $\Delta_1$  can represent uniquely a number of transitions. The  $k$ -expansion of  $q_1 \xrightarrow[Q_{col}]{a} Q_1$  is

$$q_k \xrightarrow[Q_{col}]{a} (Q_1, \dots, Q_k)$$

and it exists if  $q_1$  is initial and the  $k$ -expansion of  $q_1$  is  $q_k \xrightarrow{q_1} (Q_2, \dots, Q_k)$ . The  $k$ -expansion of  $q_{k'}$  for  $k' < k$  is

$$q_k \xrightarrow{q_{k'}} (Q_{k'+1}, \dots, Q_k)$$

and it exists if  $q_{k'}$  is initial,  $q_{k'+1} \xrightarrow{q_{k'}} Q_{k'+1} \in \Delta_{k'+1}$  is the (unique) transition labelled by  $q_{k'}$ , and, moreover, when  $k' + 1 < k$ , we have that  $q_k \xrightarrow{q_{k'+1}} (Q_{k'+2}, \dots, Q_k)$  is the  $k$ -expansion of  $q_{k'+1}$  (and it exists).

**Example 3.8.** The 3-expansion of  $q_1 \xrightarrow[Q_{col}]{a} Q_1 \in \Delta_1$  from Example 3.5 is  $q_3 \xrightarrow[Q_{col}]{a} (Q_1, Q_2, Q_3)$ .

The 2-expansion of  $q_2 \xrightarrow[\emptyset]{a} \emptyset$  in Example 3.6 is  $q_1 \xrightarrow[\emptyset]{a} (\emptyset, \{q_3\})$ .

For technical convenience we allow for all  $q \in Q_n$  the  $n$ -expansion

$$q \xrightarrow{q} () .$$

This allows us to refer to the  $n$ -expansion of an order- $n$  state using the same notation as an order- $k$  state with  $k < n$ . That is using,  $q_n \xrightarrow{q_k} (Q_{k+1}, \dots, Q_n)$  where  $k$  may equal  $n$ .

We also define the  $k$ -expansion of a set of order-1 transitions. In fact, we define a refined notion that is  $(k, Q)$ -expansion for  $Q \subseteq \Delta_k$ , as it will become useful in our proofs. Intuitively, it is the  $k$ -expansion limited to transitions whose expansions begin with states in  $Q$ . Given  $T \subseteq \Delta_1$ . for each  $t \in T$  suppose we have the  $k$ -expansion  $q_k^t \xrightarrow[Q_{col}^t]{a} (Q_1^t, \dots, Q_k^t)$ .

Take  $T' = \{t \mid t \in T \wedge q_k^t \in Q\}$ . The  $(k, Q)$ -expansion of  $T$  is

$$Q \xrightarrow[Q_{col}]{a} (Q_1, \dots, Q_k)$$

where  $Q_{col} = \bigcup_{t \in T'} Q_{col}^t$  and for each  $k' \in \{1, \dots, k\}$  we have  $Q_{k'} = \bigcup_{t \in T'} Q_{k'}^t$ . The expansion is *strict* whenever  $T = T'$ .

We will use symbols  $\tau, \tau'$  &c. to refer to expansions. Finally, we also define a convenience function for extracting the (unique) order-1 transition from an expansion. Let  $\tau = q_k \xrightarrow[Q_{col}]{a} (Q_1, \dots, Q_k)$  then

$$\text{Top}_1(\tau) = t$$

where  $t$  is the (unique) transition in  $\Delta_1$  with  $k$ -expansion  $\tau$ .

**3.2.2. Formal Definition of a Run.** A stack automaton is essentially a stack- and collapse-aware alternating automaton, where collapse links are treated as special cases of the alternation. Again, let

$$A = (\mathbb{Q}_n, \dots, \mathbb{Q}_1, \Sigma, \Delta_n, \dots, \Delta_1, \mathcal{F}_n, \dots, \mathcal{F}_1) .$$

We represent a run over a stack as another stack of (sets of) transitions of  $A$ . This representation simplifies the kinds of run manipulations we will need later in the article. Formally, then, a run over an order- $k$  stack  $w$  is an order- $k$  stack  $v$  over the alphabet  $\Sigma \times 2^{\Delta_1}$  such that when projecting on the  $\Sigma$ -component we retrieve the stack  $w$ . More formally, we require  $\text{Proj}(v) = w$  where

$$\begin{aligned} \text{Proj}\left((a, T)^{(k,i)}\right) &= a^{(k,i)}, \text{ and} \\ \text{Proj}(w :_k w') &= \text{Proj}(w) :_k \text{Proj}(w') . \end{aligned}$$

In addition, the run stack must satisfy certain conditions that we will explain below. First we will give a formal description of the run in Example 3.6 shown in Figure 4.

**Example 3.9.** Recall from Example 3.6 that  $t_1 = (q_1 \xrightarrow{q_2} \{q_3\})$ ,  $t'_1 = (q_2 \xrightarrow[\emptyset]{a} \emptyset)$ ,  $t_2 = (q_3 \xrightarrow{q_4} \{q_5\})$ ,  $t'_2 = (q_4 \xrightarrow[\{q_5\}]{b} \emptyset)$ ,  $t_3 = (q_5 \xrightarrow{q_6} \emptyset)$ , and  $t'_3 = (q_6 \xrightarrow[\emptyset]{c} \emptyset)$ .

Intuitively, a run over a stack is obtained by adding to each character in the stack the set of order-1 transitions that read it. We can represent this run as the stack

$$[[ (a, \{t'_1\}) ]_1 [ (b, \{t'_2\}) ]_1 [ (c, \{t'_3\}) ]_1 ]_2 .$$

Note, the 2-expansions of  $t'_1$ ,  $t'_2$ , and  $t'_3$  uniquely determine  $t_1$ ,  $t_2$ , and  $t_3$  respectively. Thus, we do not need to explicitly store these transitions in our stack representation of runs.

The definition of an accepting run requires two consistency notions, detailed below.

Let  $w$  be an order- $k$  run of  $A$ . For a set  $Q \subseteq \mathbb{Q}_k$  of order- $k$  states, we say that  $w$  is  $Q$ -valid if the following holds. If the run  $w$  is an empty stack, then,  $Q$  must be a subset of  $\mathcal{F}_k$ . I.e. the end of a run is accepting. Assume now that  $w$  is not empty. If  $k = 1$  and  $w = (a, T) :_1 w'$ , then for all  $q \in Q$ , there must exist a transition in  $T$  of the form  $q \xrightarrow[Q_{col}]{a} Q'$  such that  $w'$  is  $Q'$ -valid. If  $k > 1$  and  $w = u :_k w'$  then for all  $q \in Q$ , there must exist a transition  $q \xrightarrow{q_{Q'}} Q' \in \Delta_k$  such that  $u$  is  $\{q_{Q'}\}$ -valid and  $w'$  is  $Q'$ -valid.

Note that  $Q$ -validity does not check the constraint imposed by the  $Q_{col}$  component appearing in order-1 transitions. This is done by *link-validity* which is only meaningful on order- $n$  runs: An order- $n$  run  $w$  is *link-valid* if for every substack  $w' \in \text{Subs}(w)$  of the form  $w' = (a, T)^{(k,i)} : w''$  and for every transition  $q \xrightarrow[Q_{col}]{a} Q$  in  $T$  we have  $\text{top}_{k+1}(\text{collapse}_k(w'))$  is  $Q_{col}$ -valid.

For  $q \in \mathbb{Q}_n$ , an order- $n$  run  $w$  is  $q$ -*accepting* if it is both  $\{q\}$ -valid and link-valid. In addition, we require that if  $w$  is non-empty, and hence of the form  $(a, T) :_1 w'$ , then  $T$  is a singleton  $\{t\}$  and we refer to  $t$  as the head transition of the run.

**Definition 3.10** ( $\mathcal{L}_q(A)$  and  $\mathcal{L}_Q(A)$ ). Given a stack automaton  $A$  we define  $\mathcal{L}_q(A)$  to be the set of all order- $n$  stacks  $w$  which have a  $q$ -accepting run of  $A$ . Moreover, we define  $\mathcal{L}_Q(A)$  to be the set of order- $n$  stacks  $w$  such that for all  $q \in Q$  we have  $w \in \mathcal{L}_q(A)$ . Note, if  $Q = \emptyset$  then all stacks are accepted

**Example 3.11.** In our example run,  $[[[a, \{t'_1\}]_1[(b, \{t'_2\})_1[(c, \{t'_3\})_1]_2]$ , the head transition is  $t'_1$ . It is immediate that the empty stacks  $[]_2$  and  $[]_1$  are  $\emptyset$ -valid. Thus  $[(c, \{t'_3\})_1]$  is  $\{q_6\}$ -valid as witnessed by  $t'_3$ . From this we can deduce  $[[[c, \{t'_3\})_1]_2]$  is  $\{q_5\}$ -valid via  $t_3$ . Continuing in this way we can determine  $[[[a, \{t'_1\})_1[(b, \{t'_2\})_1[(c, \{t'_3\})_1]_2]$  is  $\{q_1\}$ -valid. We can also deduce link-validity since only  $t'_2$  has a non-empty condition on the link. This condition is  $\{q_5\}$  and this link targets  $[[[c, \{t'_3\})_1]_2]$  which we already know is  $\{q_5\}$ -valid.

**3.2.3. Properties of Stack Automata.** We show here that stack automata membership is polynomial time. Several further results can also be shown [3]: the sets of stacks accepted by these automata form an effective Boolean algebra (note that complementation causes a blow-up in the size of the automaton); and they accept the same family of collapsible stacks as the automata used by Broadbent *et al.* [5]. We omit these here for space reasons.

We also report that our PSPACE emptiness algorithm for stack automata [3] is not correct<sup>1</sup>. Indeed, we will show in a forthcoming article that, given a stack automaton  $A$ , deciding whether there exists a collapsible pushdown stack accepted by  $A$ , is NEXPTIME-complete. We again omit this proof for space reasons. In the sequel, we will primarily be interested in membership rather than emptiness.

**Proposition 3.12** (Stack Automata Membership). *Membership of order- $n$  stack automata can be tested in polynomial time in the size of the input stack and stack automaton.*

*Proof.* Take a stack  $w$  and let

$$A = (\mathbb{Q}_n, \dots, \mathbb{Q}_1, \Sigma, \Delta_n, \dots, \Delta_1, \mathcal{F}_n, \dots, \mathcal{F}_1) .$$

The membership algorithm iterates from the bottom (end) of the stack to the top (beginning). We start at the bottom of the order- $n$  stack with  $[]_n$  and observe that this stack is trivially  $\mathcal{F}_n$ -valid and link-valid.

Now suppose, in previous iterations, we have constructed a link-valid run and decomposition  $v = v_k :_{(k+1)} \dots :_n v_n$  such that for each  $k' \in \{k, \dots, n\}$  we have  $v_{k'}$  is  $Q_{k'}$ -valid for some  $Q_{k'}$ . Note, in all cases, we consider the largest sets for which validity holds. There are now several cases.

- When  $k = 1$  we have  $v = v_1 :_2 \dots :_n v_n$  valid for  $Q_1, \dots, Q_n$  respectively and there are two cases.
  - Suppose, for some  $a^{(k', i)}$  we have  $a^{(k', i)} :_1 \text{Proj}(v) \in \text{Subs}(w)$ . Moreover, suppose in a previous iteration we showed  $\text{collapse}_{k'}(a^{(k', i)} :_1 \text{Proj}(v))$  is  $Q_{col}$ -valid. Let  $T = \left\{ q \xrightarrow[Q'_{col}]{a} Q'_1 \in \Delta_1 \mid Q'_1 \subseteq Q_1 \wedge Q'_{col} \subseteq Q_{col} \right\}$ . We construct  $v' = v'_1 :_2 v_2 :_3 \dots :_n v_n$

<sup>1</sup>We thank an anonymous reviewer for pointing this out.

where  $v'_1 = \left( (a, T)^{(k', i)} :_1 v_1 \right)$  and observe  $v'_1$  is  $Q'_1$ -valid, where  $Q'_1 = \left\{ q \mid q \xrightarrow{a} Q \in T \right\}$ .

We then continue to the next iteration with  $v'_1 :_2 v_2 :_3 \cdots :_n v_n$ . By construction,  $v'$  is also link-valid.

- When the previous case does not apply, then we can adjust the decomposition as follows.

We observe that  $v_1 :_2 v_2$  is  $Q'_2$ -valid for  $Q'_2 = \left\{ q \mid q \xrightarrow{q'} Q \in \Delta_2 \wedge q' \in Q_1 \wedge Q \subseteq Q_2 \right\}$ .

We thus set  $v'_2 = v_1 :_2 v_2$  and continue the iteration with the decomposition  $v'_2 :_3 v_3 :_4 \cdots :_n v_n$ .

- When  $k > 1$  there are again two cases.
  - If  $\llbracket_{k-1} :_k \text{Proj}(v) \in \text{Subs}(w)$  then we observe  $\llbracket_{k-1}$  is trivially  $\mathcal{F}_{k-1}$ -valid and continue the iteration with the decomposition  $\llbracket_{k-1} :_k v_k :_{(k+1)} \cdots :_n v_n$ , which immediately remains link-valid.
  - When the previous case does not apply and  $k < n$ , then we can adjust the decomposition as follows. We observe that  $v_k :_{(k+1)} v_{k+1}$  is  $Q'_{k+1}$ -valid for  $Q'_{k+1} = \left\{ q \mid q \xrightarrow{q'} Q \in \Delta_{k+1} \wedge q' \in Q_k \wedge Q \subseteq Q_{k+1} \right\}$ . We thus set  $v'_{k+1} = v_k :_{(k+1)} v_{k+1}$  and continue the iteration with the decomposition  $v'_{k+1} :_{(k+2)} v_{k+2} :_{(k+3)} \cdots :_n v_n$ .
  - If neither of the previous cases apply, then  $k = n$  and we have constructed a run over  $w$ . Let  $\text{top}_1(v) = (a, T)$ . For each  $q \xrightarrow{q'} Q \in T$  the run  $\text{rew}_{(a, \{t\})}(v)$  is an accepting run witnessing  $w \in \mathcal{L}_q(A)$ .

It remains to show that if  $w \in \mathcal{L}_q(A)$  then the above algorithm always constructs a run that witnesses the fact. Observe that  $Q = \mathcal{F}_k$  is the largest set for which  $\llbracket_k$  is  $Q$ -valid. Then, at each step of the above algorithm, we compute the largest  $Q$  and set of transitions  $T$  for which the validity conditions can be maintained. Thus, all accepting runs are necessarily contained within the constructed run in the following sense. Let  $v$  be the result of the above algorithm. Moreover, let  $u$  be an accepting run witnessing  $w \in \mathcal{L}_q(A)$ . Then the relationship  $\text{Contained}(u, v)$  holds where

$$\begin{aligned} \text{Contained}\left(\left((a, T)^{(k, i)}, (a, T')^{(k, i)}\right)\right) &\iff T \subseteq T' \\ \text{Contained}(u' :_k u'', v' :_k v'') &\iff \text{Contained}(u', u'') \wedge \text{Contained}(v', v''). \end{aligned}$$

Thus, if a run  $v$  exists witnessing  $w \in \mathcal{L}_q(A)$  then the above algorithm will find a witnessing run.  $\square$

#### 4. SATURATION ALGORITHM

Given a CPDS  $\mathcal{C}$  and a stack automaton  $A_0$  with a state  $q_p \in \mathbb{Q}_n$  for each control state  $p$  in  $\mathcal{C}$ , let  $C_f = \{ \langle p, w \rangle \mid w \in \mathcal{L}_{q_p}(A_0) \}$ . We will write  $\text{Pre}_{\mathcal{C}}^*(A_0)$  to denote  $\text{Pre}_{\mathcal{C}}^*(C_f)$ . We build a stack automaton recognising  $\text{Pre}_{\mathcal{C}}^*(A_0)$ . We begin with  $A_0$  and iterate a saturation function denoted  $\Pi$  — which adds new transitions to  $A_0$  — until a ‘fixed point’ has been reached. That is, we iterate  $A_{i+1} = \Pi(A_i)$  until  $A_{i+1} = A_i$ . As the number of states is bounded, we eventually obtain this, giving us the following theorem.

**Theorem 4.1.** *Given an alternating CPDS  $\mathcal{C}$  and a stack automaton  $A_0$ , we can construct a stack automaton  $A$  accepting  $\text{Pre}_{\mathcal{C}}^*(A_0)$ . That is  $\langle p, w \rangle \in \text{Pre}_{\mathcal{C}}^*(A_0)$  iff  $w \in \mathcal{L}_{q_p}(A)$ .  $\square$*

The construction runs in  $n$ -EXPTIME for alternating CPDS — which is optimal — and can be improved to  $(n-1)$ -EXPTIME for non-alternating CPDS when the initial automaton satisfies a certain notion of *non-alternation*, again optimal. Correctness and complexity are discussed in subsequent sections.

#### 4.1. Notation and Conventions.

*Initial States.* We slightly expand the definition of initial states. That is, a state is *initial* if it is of the form  $q_p \in Q_n$  for some control state  $p$  or if it is a state  $q_k \in Q_k$  for  $k < n$  such that there exists a transition  $q_{k+1} \xrightarrow{q_k} Q_{k+1}$  in  $\Delta_{k+1}$ . We make the assumption that all initial states do not have any incoming transitions and that they are not final<sup>2</sup>.

*Adding Transitions.* In the algorithm we will say we add transitions  $q_n \xrightarrow[Q_{col}]{a} (Q_1, \dots, Q_n)$  to the automaton. By this, we mean we iterate from  $k = n$  down to  $k = 2$  and add  $q_k \xrightarrow{q_{k-1}} Q_k$  to  $\Delta_k$  if a transition between  $q_k$  and  $Q_k$  does not already exist, otherwise we use the existing transition and state  $q_{k-1}$ . Then, we add  $q_1 \xrightarrow[Q_{col}]{a} Q_1$  to  $\Delta_1$ .

*Justified Transitions.* When we add transitions via the saturation function we also add *justifications* to the new transitions that are not derived from alternating transitions. These justifications indicate the provenance of each new transition. This later permits counter example generation for CPDSs, as shown in Section 5.3.

To each  $t = \left( q_1 \xrightarrow[Q_{col}]{a} Q_1 \right)$  we will define the justification  $J(t)$  to be either 0 (indicating the transition is in  $A_0$ ), a pair  $(r, i)$ , a tuple  $(r, t', i)$ ,  $(r, T, i)$  or a tuple  $(r, t', T, i)$  where  $r$  is a rule of the CPDS,  $i$  is the number of iterations saturation required to introduce the transition,  $t'$  is an order-1 transition (in  $\Delta_1$ ) and  $T$  is a set of such transitions.

**4.2. The Saturation Function.** We are now ready to give the saturation function  $\Pi$  for a given  $\mathcal{C} = (\mathcal{P}, \Sigma, \mathcal{R})$ . As described above, we apply this function to  $A_0$  until a fixed point is reached. First set  $J(t) = 0$  for all order-1 transitions of  $A_0$ . The intuition behind the saturation rules can be quickly understood via a rewrite rule  $(p, a, rew_b, p')$  which leads to the addition of  $q_p \xrightarrow[Q_{col}]{a} (Q_1, \dots, Q_n)$  whenever there already existed a transition with  $n$ -expansion  $q_{p'} \xrightarrow[Q_{col}]{b} (Q_1, \dots, Q_n)$ . Because the rewrite can change the control state from  $p$  to  $p'$  and the top character from  $a$  to  $b$ , we must have an accepting run from  $q_p$  with  $a$  on top whenever we had an accepting run from  $q_{p'}$  with  $b$  on top. We give examples and intuition of the more complex steps in Section 4.3, which may be read alongside the definition below.

**Definition 4.2** (The Saturation Function  $\Pi$ ). Given an order- $n$  stack automaton  $A_i$  we define  $A_{i+1} = \Pi(A_i)$ . The state-sets of  $A_{i+1}$  are defined implicitly by the transitions which are those in  $A_i$  plus, for each  $r = (p, a, o, p') \in \mathcal{R}$ ,

<sup>2</sup>Hence automata cannot accept empty stacks from initial states. This can be overcome by introducing a bottom-of-stack symbol.

- (1) when  $o = pop_k$ , for each order- $k$  state  $q_k$  with  $n$ -expansion  $q_{p'} \xrightarrow{q_k} (Q_{k+1}, \dots, Q_n)$  in  $A_i$ , add

$$\tau = \left( q_p \xrightarrow{\emptyset} (\emptyset, \dots, \emptyset, \{q_k\}, Q_{k+1}, \dots, Q_n) \right)$$

to  $A_{i+1}$  and set  $J(\text{Top}_1(\tau)) = (r, i + 1)$  whenever  $\text{Top}_1(\tau)$  is not already in  $A_{i+1}$ ,

- (2) when  $o = push_k$ , for each order-1 transition  $t$  with  $n$ -expansion  $q_{p'} \xrightarrow[Q_{col}]{a} (Q_1, \dots, Q_k, \dots, Q_n)$

and set of order-1 transitions  $T$  with strict  $(k, Q_k)$ -expansion  $Q_k \xrightarrow[Q'_{col}]{a} (Q'_1, \dots, Q'_k)$  in  $A_i$ , add to  $A_{i+1}$  the transitions

$$\tau' = \left( q_p \xrightarrow[Q_{col} \cup Q'_{col}]{a} \left( Q_1 \cup Q'_1, \dots, Q_{k-1} \cup Q'_{k-1}, \begin{matrix} Q'_k \\ Q_{k+1}, \dots, Q_n \end{matrix} \right) \right)$$

and set  $J(\text{Top}_1(\tau')) = (r, t, T, i + 1)$  if  $\text{Top}_1(\tau')$  is not already in  $A_{i+1}$ ,

- (3) when  $o = collapse_k$  for each order- $k$  state with  $n$ -expansion  $q_{p'} \xrightarrow{q_k} (Q_{k+1}, \dots, Q_n)$  in  $A_i$ , add to  $A_{i+1}$  the transitions  $\tau = \left( q_p \xrightarrow[\{q_k\}]{a} (\emptyset, \dots, \emptyset, Q_{k+1}, \dots, Q_n) \right)$  if  $\text{Top}_1(\tau)$  does not already exist. In all cases, if  $\text{Top}_1(\tau)$  is added, set  $J(\text{Top}_1(\tau)) = (r, i + 1)$ ,

- (4) when  $o = push_b^k$  for all order-1 transitions  $t$  with  $n$ -expansion  $\tau = \left( q_{p'} \xrightarrow[Q_{col}]{b} (Q_1, \dots, Q_n) \right)$

and set of order-1 transitions  $T$  with strict  $(1, Q_1)$ -expansion  $Q_1 \xrightarrow[Q'_{col}]{a} (Q'_1)$  in  $A_i$  with  $Q_{col} \subseteq Q_k$ , add to  $A_{i+1}$  the transitions

$$\tau' = \left( q_p \xrightarrow[Q'_{col}]{a} (Q'_1, Q_2, \dots, Q_k \cup Q_{col}, \dots, Q_n) \right),$$

and set  $J(\text{Top}_1(\tau')) = (r, t, T, i + 1)$  if  $\text{Top}_1(\tau')$  is not already in  $A_{i+1}$ ,

- (5) when  $o = rew_b$  for each transition  $t$  with  $n$ -expansion  $q_{p'} \xrightarrow[Q_{col}]{b} (Q_1, \dots, Q_n)$  in  $A_i$ , add

to  $A_{i+1}$  the transitions  $\tau = \left( q_p \xrightarrow[Q_{col}]{a} (Q_1, \dots, Q_n) \right)$ , setting  $J(\text{Top}_1(\tau)) = (r, t, i)$  when

$\text{Top}_1(\tau)$  is not already in  $A_{i+1}$ .

Finally, for every rule  $p \rightarrow P$ , let  $Q = \{q_{p'} \mid p' \in P\}$ , then, for each set of order-1 transitions  $T$  with strict  $(n, Q)$ -expansion  $Q \xrightarrow[Q_{col}]{a} (Q_1, \dots, Q_n)$ , add the transitions  $\tau = q_p \xrightarrow[Q_{col}]{a} (Q_1, \dots, Q_n)$  and set  $J(\text{Top}_1(\tau)) = (r, T, i + 1)$  if  $\text{Top}_1(\tau)$  is not already in  $A_{i+1}$ .

From  $A_0$ , we iterate  $A_{i+1} = \Pi(A_i)$  until  $A_{i+1} = A_i$ . Generally, as we show in Proposition 5.2, we terminate in  $n$ -EXPTIME. When the CPDS does not use alternating transitions and  $A_0$  satisfies a “non-alternating” property (e.g. when we are only interested in reaching a designated control state), we can restrict  $\Pi$  to only add transitions where  $Q_n$  has at most one element, giving  $(n - 1)$ -EXPTIME complexity. In all cases saturation is linear in the size of  $\Sigma$ .



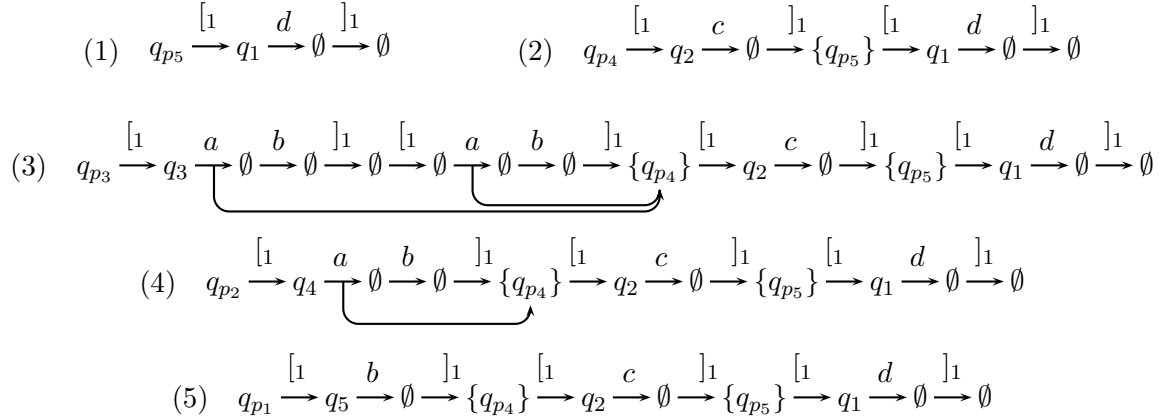


Figure 5: A sequence of saturation steps.

**4.3. Examples of Saturation.** As an example, consider a CPDS with the run

$$\begin{aligned}
\langle p_1, [[b]_1[c]_1[d]_1]_2 \rangle &\xrightarrow{push_a^2} \langle p_2, [[ab]_1[c]_1[d]_1]_2 \rangle \xrightarrow{push_2} \langle p_3, [[ab]_1[ab]_1[c]_1[d]_1]_2 \rangle \\
&\xrightarrow{collapse_2} \langle p_4, [[c]_1[d]_1]_2 \rangle \xrightarrow{pop_2} \langle p_5, [[d]_1]_2 \rangle .
\end{aligned}$$

Figure 5 shows the sequence of saturation steps, beginning with an accepting run of the configuration  $\langle p_5, [[d]_1]_2 \rangle$  and finishing with an accepting run of  $\langle p_1, [[b]_1[c]_1[d]_1]_2 \rangle$ . The individual steps are explained below.

*Initial Automaton.* The top of Figure 5 shows a stack automaton containing the transitions  $q_{p_5} \xrightarrow{q_1} \emptyset$  and  $q_1 \xrightarrow{d} \emptyset$ , which we write  $q_{p_5} \xrightarrow{d} (\emptyset, \emptyset)$ . This gives the run over  $\langle p_5, [[d]_1]_2 \rangle$ .

*Rule  $(p_4, c, pop_2, p_5)$ .* When the saturation step considers such a pop rule, it adds  $q_{p_4} \xrightarrow{c} (\emptyset, \{q_{p_5}\})$ . This is added because we only require the top order-1 stack (removed by  $pop_2$ ) to have the top character  $c$  (hence  $\emptyset$  is the next order-1 label), and after the  $pop_2$  the remaining stack needs to be accepted from  $q_{p_5}$  (hence  $\{q_{p_5}\}$  is the next order-2 label). The new transitions allow us to construct the next run over  $\langle p_4, [[c]_1[d]_1]_2 \rangle$  in Figure 5.

*Rule  $(p_3, a, collapse_2, p_4)$ .* Similarly to the pop rule above, the saturation step adds  $q_{p_3} \xrightarrow{a} (\emptyset, \{q_{p_4}\})$ . The addition of these transitions allows us to construct the pictured run over  $\langle p_3, [[ab]_1[ab]_1[c]_1[d]_1]_2 \rangle$  (collapse links omitted), recalling that  $\emptyset \xrightarrow{\emptyset} \emptyset$ ,  $\emptyset \xrightarrow{a} \emptyset$  and  $\emptyset \xrightarrow{b} \emptyset$  transitions are always possible due to the empty initial set. Note that the labelling of  $\{q_{p_4}\}$  comes from the collapse link on the topmost  $a$  character on the stack.

*Rule*  $(p_2, a, push_2, p_3)$ . Consider the run from  $q_{p_3}$  in Figure 5. The 2-expansion of the head transition of the run accepting the first order-1 stack is  $q_{p_3} \xrightarrow[\{q_{p_4}\}]{a} (\emptyset, \emptyset)$ . We also have

$\emptyset \xrightarrow{\emptyset} \emptyset$  (trivially) accepting the second order-1 stack. Any  $push_2$  predecessor of this stack must have a top order-1 stack that could have appeared twice at the top of the stack from  $q_{p_3}$ . Thus, the saturation step combines the initial order-1 transitions of first two order-1 stacks. This results in  $q_{p_2} \xrightarrow[\{q_{p_4}\} \cup \emptyset]{a} (\emptyset \cup \emptyset, \emptyset)$ , which can be used to form the shown run over  $\langle p_2, [[ab]_1[c]_1[d]_1]_2 \rangle$  (collapse links omitted).

*Rule*  $(p_1, b, push_a^2, p_2)$ . The run from  $q_{p_2}$  in Figure 5 has a head transition with 2-expansion  $q_{p_2} \xrightarrow[\{q_{p_4}\}]{a} (\emptyset, \emptyset)$  and the run continues with  $\emptyset \xrightarrow{\emptyset}{b} \emptyset$ . Note that the  $push_a^2$  gives a stack with  $ab$  on top. Moreover, the collapse link on  $a$  should point to the order-1 stack just below the current top one. Since the transition from  $q_{p_2}$  requires that the linked-to stack is accepted from  $q_{p_4}$ , we need this requirement in the preceding stack (accepted from  $q_{p_1}$  and without the  $a$  on top). Thus, we move the target of the collapse link into the order-2 destination of the new transitions. That is, for  $push_a^2$  we add  $q_{p_1} \xrightarrow[\emptyset]{b} (\emptyset, \emptyset \cup \{q_{p_4}\})$ . From this we can construct an accepting run over  $\langle p_1, [[b]_1[c]_1[d]_1]_2 \rangle$ .

## 5. CORRECTNESS AND COMPLEXITY

In this section we show the complexity and correctness of saturation. We prove soundness by a witness generation algorithm. This is an extension of the witness generation given in ICFP 2013 [4] to the case of alternating CPDSs. In ICALP 2012 [3] we gave a more denotational proof of soundness which worked by showing that all transitions added by saturation respect the “meaning” of the transitions in the automata representing  $Pre_C^*(A_0)$ . This proof used a slightly different formulation of CPDS as Annotated Pushdown Systems. Although we believe this soundness proof to be more elegant, we do not repeat it here for space reasons (since it would require the definition of annotated pushdown systems).

**Theorem 5.1.** *For a CPDS  $\mathcal{C}$  and stack automaton  $A_0$ , let  $A = A_i$  where  $i$  is the least index such that  $A_{i+1} = \Pi(A_i)$ . We have  $w \in \mathcal{L}_{qp}(A)$  iff  $\langle p, w \rangle \in Pre_C^*(A_0)$ .  $\square$*

The proof is given in the following sections. Completeness is by a straightforward induction over the “distance” to  $A_0$ . Soundness is the key technical challenge.

**Proposition 5.2.** *The saturation construction for an alternating order- $n$  collapsible PDS  $\mathcal{C}$  and an order- $n$  stack automaton  $A_0$  runs in  $n$ -EXPTIME, which is optimal.*

*Proof.* Let  $2 \uparrow_0(\ell) = \ell$  and  $2 \uparrow_{i+1}(\ell) = 2^{2 \uparrow_i(\ell)}$ . The number of states of  $A$  is bounded by  $2 \uparrow_{(n-1)}(\ell)$  where  $\ell$  is the size of  $\mathcal{C}$  and  $A_0$ : each state in  $\mathbb{Q}_k$  was either in  $A_0$  was added when a transition in  $\Delta_{k+1}$  was created. Since the automata are alternating, the number of transitions of each order  $k$  is exponential in the number of states of order  $k$ . Thus, there are potentially exponentially many order- $(n-1)$  states, doubly exponentially many order- $(n-2)$  states and so on. That is, there is an exponential blow up at each order except at order- $n$ . Each iteration of the algorithm adds at least one new transition. Only  $2 \uparrow_n(\ell)$  transitions can be added. Since reachability for alternating higher-order pushdown systems is complete for  $n$ -EXPTIME [13], our algorithm is optimal.  $\square$

The complexity of reachability for non-alternating collapsible PDS is in  $(n-1)$ -EXPTIME. The cause of the additional exponential blow up is in the alternation of the stack automata. However, for a suitable notion of *non-alternating* stack automata, our algorithm can be adapted to run in  $(n-1)$ -EXPTIME, when the CPDS is also non-alternating. This is discussed in the next section before the completeness and soundness proofs.

Finally, we remark the algorithm is PTIME for a fixed order and number of control states. If we obtained  $\mathcal{C}$  from a higher-order recursion scheme, the number of control states is given by the arity of the scheme [11, 12] and the size of the property automaton (giving  $\mathcal{L}_{err}$ ). In practice, we expect the arity and order to be small, and since simple reachability properties require small automata, we expect the total number of control states to be small.

**5.1. Non-Alternation.** We introduce a notion of non-alternation at order- $n$ . Note that the automata are alternating both via transitions to  $Q$  with  $|Q| > 1$ , and via collapse links. Informally, a run is non-alternating at order- $n$  over a stack  $[w_1 \dots w_\ell]_n$  if at most one transition from  $\Delta_n$  is used to read each  $w_i$ . In the graphical representation, each node with an outgoing edge labelled  $[_{n-1}$  would be labelled by a set containing at most one state from  $Q_n$ . For the formal definition, we use the stack representation of runs, and the fact that  $w_i$  being read by at most a single transition from  $\Delta_n$  implies that at most a single transition from  $\Delta_1$  is used to read  $top_1(w_i)$ . Conversely, if at most a single transition from  $\Delta_1$  is used to read  $top_1(w_i)$  then, thanks to the unique  $n$ -expansion, only at most one transition from  $\Delta_n$  can be used to read  $w_i$ .

**Definition 5.3** (Non-Alternation at Order- $n$ ). An order- $n$  stack automaton  $A$  is *non-alternating at order- $n$*  whenever, for all states  $q$  of  $A$  and all stacks  $[w_1 \dots w_\ell]_n \in \mathcal{L}_q(A)$ , there is an accepting run  $[v_1 \dots v_\ell]_n$  of  $A$  over  $w$  such that for all  $i$  we have  $top_1(v_i) = (a, T)$  and  $|T| \leq 1$ .

Note, for example, that a stack automaton that does not follow collapse links, and has no alternating transitions in  $\Delta_n$ , is trivially non-alternating at order- $n$ . Similarly, we may allow  $q \xrightarrow[Q_{col}]{a} (\emptyset, \dots, \emptyset)$  when  $Q_{col} \subseteq Q_n$  and  $|Q_{col}| \leq 1$ .

We then define  $\Pi'$  to be the saturation function  $\Pi$  with the additional constraint that transitions  $q \xrightarrow[Q_{col}]{a} (Q_1, \dots, Q_n)$  are not added if  $|Q_n| > 1$ . Clearly saturation by  $\Pi'$  remains sound, since it contains a subset of the transitions of the automaton produced by saturation with  $\Pi$ . Hence, we only need to prove that the automaton remains complete. We prove completeness in conjunction with the completeness proof for the saturation algorithm in general. Intuitively, the automaton remains correct because a collapse link at order- $n$  can only be used once, whereas, at lower orders, a  $push_k$  operation may make different copies of a link (with different targets). Hence, lower order links need alternation to keep track of the different uses of the link throughout the run.

Henceforth, we will refer to non-alternation at order- $n$  as simply *non-alternation*.

**5.2. Completeness.** We show that the automaton constructed by  $\Pi$  (and  $\Pi'$ ) is complete for collapsible stacks. The intuition behind the completeness proof is well illustrated by the examples in Section 4.3, hence we encourage the reader to consult these examples when reading the proof.

**Lemma 5.4** (Completeness of  $\Pi$ ). *Given a CPDS  $\mathcal{C}$  and an order- $n$  stack automaton  $A_0$ , the automaton  $A$  constructed by saturation with  $\Pi$  is such that  $\langle p, w \rangle \in \text{Pre}_{\mathcal{C}}^*(A_0)$  implies  $w \in \mathcal{L}_{q_p}(A)$ . The result also holds for  $\Pi'$  when  $\mathcal{C}$  and  $A_0$  are non-alternating.*

*Proof.* The proof is by induction over  $\alpha$  such that  $\langle p, w \rangle \in \text{Pre}_{\mathcal{C}}^\alpha(A_0)$ . We prove simultaneously during the induction that in the case of  $\Pi'$  all  $\langle p, w \rangle \in \text{Pre}_{\mathcal{C}}^*(A_0)$  have a  $q_p$ -accepting run of  $A$  such that is non-alternating.

In the base case, we have  $w \in \mathcal{L}_{q_p}(A_0)$  and the existence of a (non-alternating) run of  $A_0$ , and thus a run in  $A$  comes directly from the (non-alternating) run of  $A_0$ .

Hence, inductively assume  $\langle p, w \rangle \rightarrow \langle p', w' \rangle$  via a rule  $(p, \text{top}_1(w), o, p')$  and there is a (non-alternating)  $q_{p'}$ -accepting run  $v'$  of  $A$  over  $w'$ . Hence  $w' = o(w)$ . We will construct an  $q_p$ -accepting (non-alternating) run  $v$  over  $w$ .

- (1) When  $o = \text{pop}_k$ , let  $\text{top}_1(v') = (a, \{t'\})$ . Then, let  $q_k \xrightarrow[Q_{\text{col}}]{a} (Q_1, \dots, Q_k)$  be the  $k$ -expansion of  $t'$  and let  $q_{p'} \xrightarrow{q_k} (Q_{k+1}, \dots, Q_n)$  be the  $n$ -expansion of  $q_k$ . We know, from the construction, that we have a transition  $t$  with the  $n$ -expansion

$$q_p \xrightarrow[\emptyset]{a} (\emptyset, \dots, \emptyset, \{q_k\}, Q_{k+1}, \dots, Q_n) .$$

We also know that  $v'$  is  $\{q_k\}$ -valid (and non-alternating). In addition,  $w = u_{k-1} :_k w'$  for some order- $(k-1)$  stack  $u_{k-1}$ . Hence, we build the run  $v = v_{k-1} :_k v'$  where  $v_{k-1}$  is the order- $(k-1)$  stack such that  $\text{Proj}(v_{k-1}) = u_{k-1}$  with  $\text{top}_1(v_{k-1}) = (a, \{t\})$  (for some  $a$ ) and all other characters  $(b, T)$  appearing at any position in  $v_{k-1}$  have  $T = \emptyset$ .

One can verify that  $v$  is an accepting run over  $w$ . The link-validity requirement is satisfied since  $v'$  was link-valid and all link constraints in  $v_{k-1}$  are empty. For  $Q$ -validity, most cases either follow from the validity of  $v'$  or from the fact that  $Q$  is  $\emptyset$ . The only non-empty new constraint is  $\{q_k\}$ , but we have already noted the required stack,  $v'$ , is  $\{q_k\}$ -valid. For  $\Pi'$ , it is immediate to verify that  $v$  is non-alternating as  $Q_n$  is unchanged, and no new transition uses the collapse links.

- (2) When  $o = \text{push}_k$ , let  $w = u_{k-1} :_k w''$ . We know that

$$w' = u_{k-1} :_k u_{k-1} :_k w'' .$$

By induction we have an accepting run  $v'$  of  $w'$ . Suppose  $\text{top}_1(w') = (a, \{t'\})$  and let  $q_{p'} \xrightarrow[Q_{\text{col}}]{a} (Q_1, \dots, Q_k, \dots, Q_n)$  be the  $n$ -expansion of  $t'$ . Moreover, suppose  $\text{top}_1(v') = (a, T)$  and the  $(k, Q_k)$ -expansion of  $T$  is  $Q_k \xrightarrow[Q'_{\text{col}}]{a} (Q'_1, \dots, Q'_k)$ . Note, this expansion “reads” the second copy of  $u_k$ . It exists because otherwise the run would not meet the validity constraints.

From the construction we added a transition  $t$  with  $n$ -expansion

$$q_p \xrightarrow[Q_{\text{col}} \cup Q'_{\text{col}}]{a} (Q_1 \cup Q'_1, \dots, Q_{k-1} \cup Q'_{k-1}, Q'_k, Q_{k+1}, \dots, Q_n) .$$

Let  $v' = v_{k-1}^1 :_k v_{k-1}^2 :_k v''$ . Note  $\text{Proj}(v_{k-1}^1) = \text{Proj}(v_{k-1}^2) = u_{k-1}$ . We define  $v_{k-1} = v_{k-1}^1 \cup v_{k-1}^2$  where

$$\begin{aligned} (a, T_1)^{(k', i)} \cup (a, T_2)^{(k', i)} &= (a, T_1 \cup T_2)^{(k', i)} \\ (v^1 :_{k'} v^2) \cup (v^3 :_{k'} v^4) &= (v^1 \cup v^3) :_{k'} (v^2 \cup v^4) . \end{aligned}$$

The run  $v = \text{rew}_{(a, \{t\})}(v_{k-1} :_k v'')$  is an accepting run over  $w$ . This can be verified as follows. The topmost transition  $t$  requires the following validity constraints. For  $k' \in$

$\{1, \dots, k-1\}$  we require  $top_{k'+1}(pop_{k'}(v''))$  is  $(Q_{k'} \cup Q'_{k'})$ -valid, which follows from the validity of  $v_{k-1}^1$  and  $v_{k-1}^2$ . At order- $k$ ,  $Q'_k$ -validity follows from validity of  $v''$ . Similarly for orders  $k' \in \{k+1, \dots, n\}$  and  $Q_{k'}$ -validity. Link validity follows by a similar argument. All other required  $Q$ -validity and link constraints follows from the fact that they held in either  $v_k^1$ ,  $v_k^2$ , or  $v''$ .

For  $\Pi'$ , from the above observation, we know that the new run is non-alternating (that is, taking the union of  $Q_{col}$  and  $Q'_{col}$  does not introduce alternation). We also remark that, while this is *always* the case for order- $n$  links, it is not always the case for order- $k$  links with  $k < n$ , and hence, alternation is needed at orders lower than  $n$ .

- (3) When  $o = collapse_k$ , the case is similar to  $pop_k$ . Let  $top_1(v') = (a, \{t'\})$ . Then, let  $q_k \xrightarrow[Q_{col}]{a} (Q_1, \dots, Q_k)$  be the  $k$ -expansion of  $t'$  and let  $q_{p'} \xrightarrow[Q_{col}]{q_k} (Q_{k+1}, \dots, Q_n)$  be the  $n$ -expansion of  $q_k$ . We know, from the construction, that we have a transition  $t$  with the  $n$ -expansion

$$q_p \xrightarrow[\{q_k\}]{a} (\emptyset, \dots, \emptyset, Q_{k+1}, \dots, Q_n) .$$

We also know that  $v'$  is  $\{q_k\}$ -valid (and non-alternating). In addition,

$$w = u_{k-1}^1 :_k \cdots :_k u_{k-1}^\ell :_k w' .$$

That is,  $w'$  was obtained by performing a collapse on  $w$ . We build the run  $v = v_{k-1}^1 :_k \cdots :_k v_{k-1}^\ell :_k v'$  where  $v_{k-1}^1$  is the order- $(k-1)$  stack such that  $Proj(v_{k-1}^1) = u_{k-1}^1$  with  $top_1(v_{k-1}^1) = (a, \{t\})$  (for some  $a$ ) and all other characters  $(b, T)$  appearing at any position in  $v_{k-1}^1$  have  $T = \emptyset$ . Similarly, for all  $i \in \{2, \dots, \ell\}$  we have  $v_{k-1}^i$  is the order- $(k-1)$  stack such that  $Proj(v_{k-1}^i) = u_{k-1}^i$  and all characters  $(b, T)$  appearing at any position in  $v_{k-1}^i$  have  $T = \emptyset$ .

One can verify that  $v$  is an accepting run over  $w$ . The link-validity requirement is satisfied since  $v'$  was link-valid and all new link constraints are empty except at the top of  $v_{k-1}^1$ . Here we require the link target to be  $\{q_k\}$ -valid. Since the link target is  $w'$ , we have already noted the required validity. For  $Q$ -validity, all cases either follow from the validity of  $v'$  or from the fact that  $Q$  is  $\emptyset$ . For  $\Pi'$ , it is immediate to verify that  $v$  is non-alternating because as  $v'$  is non-alternating and the new parts of the stack do not have alternation at order- $n$ .

- (4) When  $o = push_b^k$ , then for the appropriate  $\ell$ , we know that  $w' = push_b^k(w)$  is  $b^{(k, \ell)} :_1 w$ . Let  $top_1(v') = (b, \{t'\})$  where  $t'$  has the  $n$ -expansion  $q_{p'} \xrightarrow[Q_{col}]{b} (Q_1, \dots, Q_n)$ . Moreover, let  $top_1(pop_1(v')) = (b, T)$  and let  $Q_1 \xrightarrow[Q'_{col}]{a} Q'_1$  be the  $(1, Q_1)$ -expansion of  $T$ . From the construction we know that we added a transition  $t$  with  $n$ -expansion

$$q_p \xrightarrow[Q'_{col}]{a} (Q'_1, Q_2, \dots, Q_k \cup Q_{col}, \dots, Q_n) .$$

We note that  $v = rew_{(a, \{t\})}(pop_1(v'))$  is an accepting run over  $w$ . This follows using arguments similar to the previous cases. The main difference is  $(Q_k \cup Q_{col})$ -validity of  $pop_k(v)$ . This follows from a combination of link-validity and  $Q_k$ -validity in  $v'$ .

For  $\Pi'$ , to see that the run is non-alternating, we observe that even though the new transition has  $Q_k \cup Q_{col}$  on the right, the run  $pop_1(v)$  contains, in the characters the same sets of transitions as in  $v'$ , which was non-alternating.

(5) When  $o = rew_b$  let  $top_1(v') = (b, \{t'\})$  where  $t'$  has the  $n$ -expansion  $q_{p'} \xrightarrow[Q_{col}]{b} (Q_1, \dots, Q_n)$ .

From the construction we know that we have a transition  $t$  with  $n$ -expansion  $q_p \xrightarrow[Q_{col}]{a} (Q_1, \dots, Q_n)$ , from which we get an accepting, (non-alternating) run of  $w$  as required. That is, the run  $rew_{(a, \{t\})}(v')$ .

Hence, for every  $\langle p, w \rangle \in Pre_{\mathcal{C}}^*(A_0)$  we have  $w \in \mathcal{L}_{q_p}(A)$ , and when we use  $\Pi'$ , and  $\mathcal{C}$  and  $A_0$  are non-alternating, the run is non-alternating.

In the alternating case we may have a branching transition  $\langle p, w \rangle \rightarrow C$  (where  $C$  is a set of configurations) via a rule  $p \rightarrow P$ . In this case, for all  $p' \in P$  we have a run  $v_{p'}$  by induction. Let  $top_1(v_{p'}) = (a, \{t_{p'}\})$ . Let  $T = \{t_{p'} \mid p' \in P\}$  and  $Q = \left\{ q \mid q \xrightarrow[Q_{col}]{a} Q' \in T \right\}$ . Then, take  $Q \xrightarrow[Q_{col}]{a} (Q_1, \dots, Q_n)$ , the  $(n, Q)$ -expansion of  $T$ . By construction, we have a transition  $t$  with  $n$ -expansion

$$q_p \xrightarrow[Q_{col}]{a} (Q_1, \dots, Q_n) .$$

It can be seen that  $rew_{(a, \{t\})} \left( \bigcup_{p' \in P} v_{p'} \right)$  is an accepting run over  $w$ . Hence, for every  $\langle p, w \rangle \in Pre_{\mathcal{C}}^*(A_0)$  we have  $w \in \mathcal{L}_{q_p}(A)$ .  $\square$

**5.3. Soundness by Witness Generation.** Take a CPDS  $\mathcal{C}$ , a stack automaton  $A_0$ , and a configuration  $\langle p, w \rangle$  of  $\mathcal{C}$  belonging to  $Pre_{\mathcal{C}}^*(A_0)$ . In this section we describe an algorithm that constructs a tree of rules of  $\mathcal{C}$  such that, each branch, when applied from  $\langle p, w \rangle$  leads to a configuration in  $\mathcal{L}(A_0)$ . When an alternating rule  $p \rightarrow P$  is applied, the tree has a child for each control state appearing in  $P$ . Otherwise, each node has a single child.

The algorithm is a natural one and the full details are given in the sequel. We describe it informally here by means of the example in Figure 5, described in Section 4.3. In this case, since there is no alternation, we construct a single-branch tree, i.e., a trace.

To construct a trace from  $\langle p_1, [[b]_1[c]_1[d]_1]_2 \rangle$  to  $\langle p_5, [[d]_1]_2 \rangle$  we first note that, when adding the head transition of the pictured run from  $q_{p_1}$ , the saturation step marked that the transition was added due to the rule  $(p_1, b, push_a^2, p_2)$ . If we apply this rule to  $\langle p_1, [[b]_1[c]_1[d]_1]_2 \rangle$  we obtain  $\langle p_2, [[ab]_1[c]_1[d]_1]_2 \rangle$  (collapse links omitted). Furthermore, the justifications added during the saturation step tell us which transitions to use to construct the pictured run from  $q_{p_2}$ . Hence, we have completed the first step of counter example extraction and moved one step closer to the target configuration. To continue, we consider the initial transition of the run from  $q_{p_2}$ . Again, the justifications added during saturation tell us which CPDS rule to apply and which stack automaton transitions to use to build an accepting run of the next configuration. Thus, we follow the justifications back to a run of  $A_0$ , constructing a complete trace on the way.

The main technical difficulty lies in proving that the reasoning outlined above leads to a terminating algorithm. For example, we need to prove that following the justifications does not result us following a loop indefinitely. Since the stack may shrink and grow during a run, this is a non-trivial property. To prove it, we require a subtle relation on runs over higher-order collapsible stacks.

5.3.1. *A Well-Founded Relation on Stack Automaton Runs.* We define a well-founded relation over runs of the stack automaton  $A$  constructed by saturation from  $\mathcal{C}$  and  $A_0$ . We can define by induction a relation  $\hookrightarrow_k$  on the order- $k$  runs of  $A$ . Note that this is not an order relation as it is not always transitive. There are several cases to  $\hookrightarrow_k$ .

- (1) For  $k = 1$  and order-1 runs  $w$  and  $w'$ , we say  $w' \hookrightarrow_1 w$  if for some  $i \geq 0$ ,  $w$  contains strictly fewer transitions in  $\Delta_1$  justified at step  $i$  of the saturation than  $w'$  and that for all  $j > i$  they both contain the same number of transitions in  $\Delta_1$  justified at step  $j$ .
- (2) For  $k > 1$ , we say  $u = [u_\ell \dots u_1]_k \hookrightarrow_k v = [v_{\ell'} \dots v_1]_k$  if
  - (a)  $\ell' < \ell$  and  $u_i = v_i$  for  $i \in \{1, \dots, \ell' - 1\}$  and either  $u_{\ell'} = v_{\ell'}$  or  $u_{\ell'} \hookrightarrow_{k-1} v_{\ell'}$ , or
  - (b)  $\ell' \geq \ell$  and  $u_i = v_i$  for  $i \in \{1, \dots, \ell - 1\}$  and  $u_\ell \hookrightarrow_{k-1} v_\ell$  for all  $i \in \{\ell, \dots, \ell'\}$ .

The proof of the following lemma is given in Section 5.3.4.

**Lemma 5.5.** *For all  $k \in \{1, \dots, n\}$ , the relation  $\hookrightarrow_k$  is well-founded. Namely there is no infinite sequence  $w_0 \hookrightarrow_k w_1 \hookrightarrow_k w_2 \hookrightarrow_k \dots$ .  $\square$*

It is possible to show that by following the justifications, from stack  $w$  to a  $w'$ , we always have  $w \hookrightarrow_n w'$ . Since this relation is well-founded, witness generation always terminates.

5.3.2. *Witness Trees.* We define what it means to be a witness of  $\langle p, w \rangle \in \text{Pre}_{\mathcal{C}}^*(A_0)$ . Without alternation, we simply require a trace of rules which take  $\langle p, w \rangle$  to some configuration in  $\mathcal{L}(A_0)$ . In the presence of alternating transitions  $p \rightarrow P$  we need to account for each possible next configuration. Hence, we require finite trees rather than sequences.

A  $\Gamma$ -labelled *finite tree* is a tuple  $(D, \lambda)$  where  $D \subset \mathbb{N}^*$  is a tree domain that is both prefix- and younger-sibling-closed. That is, for all  $\eta i \in D$  with  $\eta \in \mathbb{N}^*$  and  $i \in \mathbb{N}$  we have  $\eta \in D$  and moreover, for all  $j < i$  we have  $\eta j \in D$ . Furthermore,  $\lambda : D \rightarrow \Gamma$  is a tree labelling for a set  $\Gamma$  of labels. A leaf node is a node  $\eta \in D$  such that there is no  $i$  with  $\eta i \in D$ . Otherwise,  $\eta$  is an internal node.

**Definition 5.6** (Witness Trees). For a CPDS  $\mathcal{C}$ , configuration  $\langle p, w \rangle$  and stack automaton  $A_0$ , a witness tree is a  $\Gamma$ -labelled finite tree  $(D, \lambda)$  where  $\Gamma$  contains labels of the form  $[c]$  and  $[c, r]$  with  $c$  a configuration of  $\mathcal{C}$  and  $r$  a rule of  $\mathcal{C}$ . Moreover, for all  $\eta \in D$  we have

- if  $\eta = \varepsilon$  then  $\lambda(\eta) = [c]$  or  $\lambda(\eta) = [c, r]$  for some  $r$  and  $c = \langle p, w \rangle$ , and
- if  $\eta$  is an internal node then  $\lambda(\eta) = [\langle p_1, w_1 \rangle, r]$  for some  $p_1, w_1$ , and  $r$ , and
  - if  $r = (p_1, a, o, p_2)$  then  $\eta 0$  is the only child of  $\eta$  and  $\lambda(\eta 0) = [\langle p_2, w_2 \rangle]$  or  $\lambda(\eta 0) = [\langle p_2, w_2 \rangle, r']$  with  $w_2 = o(w_1)$  and  $\text{top}_1(w_1) = a$ , and
  - if  $r = (p_1, P)$  with  $P = \{p'_0, \dots, p'_\ell\}$  then  $\eta$  has  $\ell$  children and for each  $i \in \{0, \dots, \ell\}$  we have  $\lambda(\eta i) = [\langle p'_i, w_1 \rangle]$  or  $\lambda(\eta i) = [\langle p'_i, w_1 \rangle, r']$ , and
- if  $\eta$  is a leaf node then  $\lambda(\eta) = [c]$  for some  $c \in \mathcal{L}(A_0)$ .

The following proposition gives us the required property of witness trees that allows us to use them to prove soundness.

**Proposition 5.7.** *For a CPDS  $\mathcal{C}$ , stack automaton  $A_0$  and configuration  $c$  of  $\mathcal{C}$ , if there is a witness tree for  $c$ , then  $c \in \text{Pre}_{\mathcal{C}}^*(A_0)$ .*

*Proof.* A straightforward induction beginning at the leaves of the witness tree.  $\square$

---

**Algorithm 1** Counter-example Extraction

---

**Require:** A stack-automaton  $A$  generated by saturating  $A_0$  and a configuration  $\langle p_0, w \rangle \in \mathcal{L}(A)$ .

**Ensure:** A witness tree from  $\langle p_0, w \rangle$ .

Fix  $w$  to be a trimmed accepting run of  $A$  over  $w$  from  $q_{p_0}$

**return** GetWitness( $w$ )

---

---

**Algorithm 2** GetWitness( $w$ )

---

**Require:** A trimmed accepting run of  $A$  over a stack  $u$  from a control state  $p$ .

**Ensure:** A witness tree for  $\langle p, u \rangle$ .

**if** the head transition  $t$  of  $w$  is justified by 0 **then**

**return**  $[\langle p, u \rangle]$

**else**

    Let  $r$  be the CPDS rule appearing in the justification of  $t$ .

    Let  $\alpha = [\langle p, u \rangle, r]$ .

**if**  $r = (p, a, pop_k, p')$  for some  $1 \leq k \leq n$  **then**

        The transition  $t$  has  $n$ -expansion  $q_p \xrightarrow{a} (\emptyset, \dots, \emptyset, \{q_k\}, Q_{k+1}, \dots, Q_n)$

        Suppose  $top_1(pop_k(w)) = (b, T)$

        Pick  $Q_k, \dots, Q_1, Q_{col}$  such that there is some  $t' \in T$  with the  $n$ -expansion  $q_{p'} \xrightarrow{b} Q_{col}$

$(Q_1, \dots, Q_k, Q_{k+1}, \dots, Q_n)$

**return**  $\alpha(\text{GetWitness}(rew_{(a, \{t'\})}(pop_k(w))))$

**else if**  $r = (p, a, collapse_k, p')$  for  $k \in \{2, \dots, n\}$  **then**

        The transition  $t$  has the  $n$ -expansion  $q_p \xrightarrow{a} (\emptyset, \dots, \emptyset, Q_{k+1}, \dots, Q_n)_{\{q_k\}}$

        Suppose  $top_1(collapse_k(w)) = (b, T)$

        Pick  $Q_k, \dots, Q_1, Q_{col}$  such that there is  $t' \in T$  with  $n$ -expansion  $q_{p'} \xrightarrow{a} Q_{col}$

$(Q_1, \dots, Q_k, Q_{k+1}, \dots, Q_n)$

**return**  $\alpha(\text{GetWitness}(rew_{(b, \{t'\})}(collapse_k(w))))$

**else if**  $r = (p, a, rew_b, p')$  for some  $b \in \Sigma$  **then**

$J(t)$  must be of form  $(r, t', i)$

**return**  $\alpha(\text{GetWitness}(rew_{(b, \{t'\})}(w)))$

**else if**  $r = (p, a, push_k, p')$  **then**

$J(t)$  must be of the form  $(r, t', T, i)$

**return**  $\alpha(\text{GetWitness}(rew_{(a, \{t'\})}(push_k(rew_{(a, T)}(w)))))$

**else if**  $r = (p, a, push_b^k, p')$  **then**

$J(t)$  must be of the form  $(r, t', T, i)$

**return**  $\alpha(\text{GetWitness}(rew_{(b, \{t'\})}(push_k(rew_{(a, T)}(w)))))$

**else if**  $r = p \rightarrow P$  **then**

$J(t)$  must be of the form  $(r, T, i)$

$P$  is of the form  $\{p_1, \dots, p_\ell\}$

        For each  $j$  we have a transition  $t_j \in T$  with  $n$ -expansion  $q_{p_j} \xrightarrow{a} (Q_1^j, \dots, Q_n^j)_{Q_{col}^j}$

**return**  $\alpha(\text{GetWitness}(rew_{(a, \{t_1\})}(w)), \dots, \text{GetWitness}(rew_{\{(a, t_\ell)\}}(w)))$

---



5.3.3. *The Algorithm.* Algorithm 1 and Algorithm 2 shows how we construct counter examples from a given initial configuration  $\langle p_0, u_0 \rangle \in \mathcal{L}(A)$ .

An important notion in these algorithms is that of a *trimmed* stack. Intuitively, a trimmed run contains only useful transitions. In particular, notice that the definition of a run may permit a substack  $w = (a, T)^{(k,i)} :_1 w'$  where there is some  $t = \left( q \xrightarrow[Q_{col}]{a} Q \right) \in T$  and  $w'$  is not  $Q$ -valid. This may occur when  $t$  is not needed to prove validity of the stack containing  $w$ . In other words,  $t$  is redundant. A trimmed stack does not contain such redundant transitions.

More formally, a run  $w$  is *trimmed* if the following holds. Take any sequence  $o_1, \dots, o_j$  of *pop* operations producing a subrun  $w' = o_j(\dots o_1(w)\dots)$  and any transition  $q_1 \xrightarrow[Q_{col}]{a} Q_1$  appearing in  $top_1(w')$ . Let  $k$  be the smallest index such that  $pop_k$  appears in the sequence  $o_1, \dots, o_j$ . Since we used no  $pop_{k'}$  with  $k' < k$  the topmost stacks in  $w'$  up to order- $k$  are also topmost in  $w$  and must be read from initial states. Thus we can obtain the  $k$ -expansion

$$q_k \xrightarrow[Q_{col}]{a} (Q_1, \dots, Q_k)$$

of the transition. We require, for all  $k' \in \{1, \dots, k\}$ , that  $top_{k'+1}(pop_k(w'))$  is  $Q_{k'}$ -valid.

In the algorithms, variable  $\mathbf{w}$  contains a run of  $A$  which is  $q_p$ -accepting for some state  $p$ . The initial value of  $\mathbf{w}$ , denoted  $w_0$ , is an accepting run for the initial configuration  $\langle p_0, u_0 \rangle$ . We construct a witness tree recursively, with each recursive call building a different branch of the witness tree. At the beginning of each recursive call, let  $w$  be the value of  $\mathbf{w}$  which we assume to be an accepting run for a configuration  $\langle p, u \rangle$ . Moreover, let  $t$  denote the head transition of  $w$ .

Each recursive call returns a witness tree from  $\langle p, u \rangle$ . Moreover and crucially for termination, each recursive call with argument value  $w'$  is such that  $w \hookrightarrow_n w'$ . As  $\hookrightarrow_n$  is well-founded, the recursive calls eventually reach the base case after a finite number of calls with the final  $t$  justified by 0. It will then be possible to prune the run  $w$  obtained in the base case to form a run that consists entirely of transitions already belonging to  $A_0$ . This is by the assumption that initial states at every order of  $A$  have no incoming transitions and we only added transitions to the initial states of  $A_0$  (and to new states not in  $A_0$ ). Thus, after the first transition of the run, we only use transitions from non-initial states of  $A$ , which were necessarily already present in  $A_0$ . It follows that the configurations reached at the leaves of the witness tree belongs to  $\mathcal{L}(A_0)$ .

5.3.4. *Correctness of the Algorithm.* In this section, we establish the correctness of Algorithm 1 and give omitted proofs. We start with the proof of Lemma 5.5.

*Proof.* For  $k = 1$ , consider for any order-1 run  $w$  the tuple  $|w| = (n_m, \dots, n_0)$  where  $m$  is the step at which the saturation algorithm terminates and for all  $i \in \{0, \dots, m\}$ ,  $n_i$  is the number of occurrences in  $w$  of transitions in  $\Delta_1$  justified at step  $i$ . The relation  $\hookrightarrow_1$  can be equivalently defined as  $w \hookrightarrow_1 w'$  if  $|w'|$  is lexicographically smaller than  $|w|$ . It immediately follows that  $\hookrightarrow_1$  is well-founded.

For  $k + 1 > 1$  assuming the property holds for  $\hookrightarrow_k$ . Suppose for contradiction that  $\hookrightarrow_{k+1}$  is not well-founded. Then there must be an infinite chain of runs of the form:

$$w_1 \hookrightarrow_{k+1} w_2 \hookrightarrow_{k+1} w_3 \hookrightarrow_{k+1} \dots$$

Now pick an index  $i$  such that for every  $j > i$  it is the case that  $w_j$  is at least as long (w.r.t the number of order- $(k-1)$  stacks) as the run  $w_i$  (infinitely many such indices must clearly exist since comparing runs by their lengths is a well-founded relation). If  $w_i = u :_{k+1} w'_i$ , it is a straightforward induction to see that for every  $j > i$   $w_j$  is of the form  $w''_j w'_i$  with  $u \hookrightarrow_k^+ v$  for all order- $k$  runs  $v$  occurring in  $w''_j$  where  $\hookrightarrow_k^+$  designates the transitive closure of  $\hookrightarrow_k$ .

So in particular if we pick infinitely many positions in the chain  $i_\ell$  such that the run  $w_{i_\ell} = u_{i_\ell} :_{k+1} w'_{i_\ell}$  is at least as long as the sequence  $w_j$  for all  $j > i_\ell$  it must be the case that:

$$u_{i_1} \hookrightarrow_k^+ u_{i_2} \hookrightarrow_k^+ u_{i_3} \hookrightarrow_k^+ \dots$$

This in turn contradicts the fact that  $\hookrightarrow_k$  is well-founded.  $\square$

The next lemma describes two sufficient conditions condition for  $w \hookrightarrow_k w'$  to hold.

**Lemma 5.8.** *The following properties hold:*

- (1) *Let  $w$  and  $w'$  be two order- $n$  runs such that for some  $k \in \{1, \dots, n-1\}$ ,  $\text{top}_{k+1}(w) \hookrightarrow_k \text{top}_{k+1}(w')$  and  $\text{pop}_{k+1}(w) = \text{pop}_{k+1}(w')$  then  $w \hookrightarrow_n w'$ .*
- (2) *Let  $w$  be an order- $k$  run and let  $T$  be a set of transitions that is smaller than some transition appearing in  $\text{top}_1(w)$ . That is,  $\text{top}_1(w) = (a, T')$  and there is some  $t \in T'$  such that  $\{\{t\}\}_1 \hookrightarrow_1 \{\{T\}\}_1$ . Then, we have  $w \hookrightarrow_k \text{rew}_{(a,T)}(w)$  for any  $a$ .*

*Proof.* For the first property, we will show by induction on  $k'$  that for all  $k' \in \{k, \dots, n\}$ ,  $\text{top}_{k'+1}(w) \hookrightarrow_{k'} \text{top}_{k'+1}(w')$ . The case  $k' = k$  is assumed to hold in the hypothesis. Assume that the property holds for  $k' < n$ . We show that it holds for  $k' + 1$ . We have  $\text{top}_{k'+2}(w) = \text{top}_{k'+1}(w) :_{(k'+1)} \text{top}_{k'+2}(\text{pop}_{k'+1}(w))$  and  $\text{top}_{k'+2}(w') = \text{top}_{k'+1}(w') :_{(k'+1)} \text{top}_{k'+2}(\text{pop}_{k'+1}(w'))$ . Observe that  $\text{pop}_{k'+1}(w) = \text{pop}_{k'+1}(w') = u$ . This is by assumption for  $k = k'$  and if  $k' > k$  then  $\text{pop}_{k'+2}(w) = \text{pop}_{k'+2}(\text{pop}_{k+1}(w)) = \text{pop}_{k'+2}(\text{pop}_{k+1}(w')) = \text{pop}_{k'+2}(w')$ . Hence  $\text{top}_{k'+2}(w) = \text{top}_{k'+1}(w) :_{(k'+1)} u$  and  $\text{top}_{k'+2}(w') = \text{top}_{k'+1}(w') :_{(k'+1)} u$  with  $\text{top}_{k'+1} \hookrightarrow_{k'} \text{top}_{k'+1}(w')$ . By definition of  $\hookrightarrow_{k'+1}$ , we have  $\text{top}_{k'+2} \hookrightarrow_{k'+1} \text{top}_{k'+2}(w')$ .

For the second property, we have  $\text{top}_2(w) \hookrightarrow_1 \text{top}_2(\text{rew}_{(a,T)}(w))$  (by definition of  $\hookrightarrow_1$ ) and  $\text{pop}_2(w) = \text{pop}_2(w')$ . Hence by the first-property  $w \hookrightarrow_k \text{rew}_{(a,T)}(w)$ .  $\square$

We now prove Algorithm 1 is correct.

**Proposition 5.9.** *Algorithm 1 is correct.*

*Proof.* The initial value of  $\mathbf{w}$ , denoted  $w_0$ , is an accepting run for the initial configuration  $\langle p_0, u_0 \rangle$ . An updated value of  $\mathbf{w}$  is passed at each recursive call. We denote by  $w$  the value of  $\mathbf{w}$  at the beginning of each call.

We are going to prove by induction on the depth of recursion that  $w$  is always a trimmed  $q_p$ -accepting run on some stack  $u$ . Furthermore, for each recursive call we have  $w \hookrightarrow_n w'$  where  $w'$  is the value passed to the call.

In the base case, before any calls, we had assumed  $w$  to be a trimmed run. Next, assume that the property holds for  $w$ , and let us prove it for each  $w'$  appearing in a recursive call. By the induction hypothesis,  $w$  is a trimmed  $q_p$ -accepting run on a stack  $u'$ . This implies that its head transition  $t$  has a  $n$ -expansion

$$q_p \xrightarrow[Q_{col}]{a} (Q_1, \dots, Q_n) .$$

Hence its justification contains a transition of the CPDS of the form  $(p, a, o, p')$  or  $p \rightarrow P$ . In the first case, we reason by case distinction on the operation  $o$ .

**Case  $o = rew_b$  for some  $b \in \Sigma$ .** The transition  $t$  has a justification of the form  $J(t) = (r, t', i)$  with  $t'$  having  $n$ -expansion  $q_{p'} \xrightarrow[Q_{col}]{a} (Q_1, \dots, Q_n)$ . Note that  $t'$  was introduced before  $t$ .

The run  $w'$  is equal to  $rew_{(b, \{t'\})}(w)$ . It is clear that  $w'$  is a trimmed  $q_{p'}$ -accepting run on the stack  $rew_b(u)$ . By the second property of Lemma 5.8,  $w \hookrightarrow_n w'$ .

**Case  $o = pop_k$  for some  $k \in \{1, \dots, n\}$ .** The transition  $t$  has  $n$ -expansion

$$q_p \xrightarrow[\emptyset]{a} (\emptyset, \dots, \emptyset, \{q_k\}, Q_{k+1}, \dots, Q_n).$$

As  $w$  is  $q_p$ -accepting, it follows that for all  $j \in \{k+1, \dots, n\}$ ,  $top_{j+1}(pop_j(w))$  is  $Q_j$ -valid and that  $top_{k+1}(pop_k(w))$  is  $\{q_k\}$ -valid. Since  $t$  was introduced when processing a pop operation, the state  $q_k$  has a  $n$ -expansion  $q_{p'} \xrightarrow{q_k} (Q_{k+1}, \dots, Q_n)$ . Then, by unfolding the notion of  $\{q_k\}$ -validity, we obtain that  $top_1(pop_k(w))$  contains for some  $Q_1, \dots, Q_k$  at least one transition  $t'$  with  $n$ -expansion

$$q_{p'} \xrightarrow[Q_{col}]{a} (Q_1, \dots, Q_k, Q_{k+1}, \dots, Q_n).$$

Let  $t'$  be the transition of this form picked by the algorithm. As  $w$  is trimmed it follows that for all  $j \in \{1, \dots, k\}$ ,  $top_{j+1}(pop_j(pop_k(w)))$  is  $Q_j$ -valid.

We have  $w' = rew_{(a, \{t'\})}(pop_k(w))$ . Recall  $w$  is link-valid and trimmed. Observe  $w'$  is a subrun of  $w$  in the following sense:  $pop_k(w)$  is a substack of  $w$  and  $t'$  is contained in  $top_1(w)$ . Thus,  $w'$  is also link-valid and trimmed. To prove that it is also  $q_{p'}$ -valid it is enough to show that for all  $i \in \{1, \dots, n\}$ , we have  $top_{i+1}(pop_i(w'))$  is  $Q_i$ -valid. For  $i \in \{k+1, \dots, n\}$ , we have seen that  $top_{i+1}(pop_i(w')) = top_{i+1}(pop_i(w))$  is  $Q_i$ -valid. For  $i \in \{1, \dots, k\}$ , we have seen that  $top_{i+1}(pop_i(w')) = top_{i+1}(pop_i(pop_k(w)))$  is  $Q_i$ -valid.

It only remains to show that  $w \hookrightarrow_n w'$ . By the first property of Lemma 5.8, it is enough to show that  $top_{k+1}(w) \hookrightarrow_k top_{k+1}(w')$  (as  $pop_{k+1}(w') = pop_{k+1}(w)$  if  $k < n$ ). First consider the case when  $k = 1$ . That  $w \hookrightarrow_n w'$  follows from the fact that the set of order-1 transitions appearing in  $top_2(w')$  is strictly included in  $top_2(w)$ . Now assume that  $k > 1$ . The run  $top_{k+1}(w)$  can be written as  $u :_{k+1} u' :_{k+1} v$  and  $top_{k+1}(w') = rew_{(a, \{t'\})}(u') :_{k+1} v$ . To show  $top_{k+1}(w) \hookrightarrow_k top_{k+1}(w')$  there are two cases according to the definition of  $\hookrightarrow_k$ . If  $rew_{(a, \{t'\})}(u') = u'$  then we get  $top_{k+1}(w) \hookrightarrow_k top_{k+1}(w')$ . Otherwise,  $\{t'\}$  is a strict subset of the set of transitions in  $top_1(u')$  giving  $top_2(u') \hookrightarrow_1 top_2(rew_{(a, \{t'\})}(u'))$  and since  $pop_2(rew_{(a, \{t'\})}(u')) = pop_2(u')$  we get from Lemma 5.8  $u' \hookrightarrow_{k-1} rew_{(a, \{t'\})}(u')$ . Then by definition of  $\hookrightarrow_k$ ,  $top_{k+1}(w) \hookrightarrow_k top_{k+1}(w')$ .

**Case  $o = collapse_k$  for some  $k \in \{2, \dots, n\}$ .** This case is similar to the  $pop_k$  case.

**Case  $o = push_k$  for some  $k \in \{2, \dots, n\}$ .** The transition  $t$  has  $n$ -expansion

$$q_p \xrightarrow[Q_{col} \cup Q'_{col}]{a} (Q_1 \cup Q'_1, \dots, Q_{k-1} \cup Q'_{k-1}, Q'_k, Q_{k+1}, \dots, Q_n)$$

with  $J(t) = (r, t', T, i+1)$  where  $t'$  has  $n$ -expansion

$$\left( q_{p'} \xrightarrow[Q_{col}]{a} (Q_1, \dots, Q_k, \dots, Q_n) \right)$$

and  $T$  is a set of transitions with strict  $(k, Q_k)$ -expansion  $Q_k \xrightarrow[Q'_{col}]{a} (Q'_1, \dots, Q'_k)$ .

The run  $w'$  is equal to  $rew_{(a, \{t'\})}(push_k(rew_{(a, T)}(w)))$ . Let  $w = u :_k v$ . The run  $w'$  is then equal to  $rew_{(a, \{t'\})}(u) :_k rew_{(a, T)}(u) :_k v$ .

Let us first show that  $w'$  is  $\{q_{p'}\}$ -valid. For this it is enough to show that:

- for all  $k' \in \{k+1, \dots, n\}$ ,  $top_{k'+1}(pop_{k'}(w')) = top_{k'+1}(pop_{k'}(w))$  is  $Q_{k'}$ -valid. This immediately follows from the fact that  $w$  is  $q_p$ -accepting with head transition  $t$ .
- $top_{k+1}(pop_k(w')) = rew_{(a,T)}(u) = top_{k+1}(rew_{(a,T)}(w))$  is  $Q_k$ -valid. As  $T$  has the strict  $(k, Q_k)$ -expansion  $Q_k \xrightarrow{a} (Q'_1, \dots, Q'_k)$ , it is enough to show that for all  $k' \in \{1, \dots, k\}$ , we have  $top_{k'+1}(pop_{k'}(rew_{(a,T)}(w))) = top_{k'+1}(pop_{k'}(w))$  is  $Q_{k'}$ -valid. This immediately follows from the fact that  $w$  is  $q_p$ -accepting with head transition  $t$ .
- for all  $k' \in \{1, \dots, k-1\}$ ,  $top_{k'+1}(pop_{k'}(w')) = top_{k'+1}(pop_{k'}(w))$  is  $Q_{k'}$ -valid. This immediately follows from the fact that  $w$  is  $q_p$ -accepting with head transition  $t$ .

We now show that  $w'$  is link-valid. We only need to check the validity for the substack  $rew_{(a,T)}(u) :_k v$  and the substacks of the form  $u' :_k rew_{(a,T)}(u) :_k v$  where  $u'$  is a substack of  $rew_{(a,\{t'\})}(u)$ . Let us first consider the stack  $rew_{(a,T)}(u) :_k v$  and let  $h$  be a transition in  $T$  with  $n$ -expansion

$$qh \xrightarrow{a} (Q_1^h, \dots, Q_n^h)_{Q_{col}^h}.$$

We have that  $Q_{col}^h$  is a subset of  $Q'_{col}$ . Let  $k'$  be the order of the link on top of  $rew_{(a,T)}(u) :_k v$ . As  $w$  is link-valid, we know that  $top_{k'+1}(collapse_{k'}(w)) = top_{k'+1}(collapse_{k'}(rew_{(a,T)}(u) :_k v))$  is  $Q_{col} \cup Q'_{col}$ -valid hence it is also  $Q_{col}^h$ -valid. We now move on to the case of  $x = rew_{(a,\{t'\})}(u) :_k rew_{(a,T)}(u) :_k v$ . Let  $k'$  be the order of the link on top of  $x$ . We have that  $top_{k'+1}(collapse_{k'}(x)) = top_{k'+1}(collapse_{k'}(w))$ . By link-validity of  $w$ , it is the case that  $top_{k'+1}(collapse_{k'}(w))$  is  $Q_{col} \cup Q'_{col}$ -valid and in particular  $Q_{col}$ -valid.

Finally let  $u'$  be a strict substack of  $rew_{(a,\{t'\})}(u)$ . Let  $k'$  be the order of the link appearing on top of  $x = u' :_k rew_{(a,T)}(u) :_k v$  and let  $h$  be a transition attached to the top of  $x$  with  $n$ -expansion

$$qh \xrightarrow{a} (Q_1^h, \dots, Q_n^h)_{Q_{col}^h}.$$

We have that  $top_{k'+1}(collapse_{k'}(x)) = top_{k'+1}(collapse_{k'}(w))$ . By link-validity of  $w$ , it is the case that  $top_{k'+1}(collapse_{k'}(w))$  is  $Q_{col}^h$ -valid.

It now remains to show that  $w'$  is trimmed. The only interesting case is that of the substack  $rew_{(a,T)}(u) :_k v$  which is reached by a  $pop_k$  operation. Any transition  $h \in T$  has  $n$ -expansion

$$qh \xrightarrow{a} (Q_1^h, \dots, Q_n^h)_{Q_{col}^h}$$

with for all  $k' \in \{1, \dots, k\}$ ,  $Q_{k'}^h \subseteq Q'_{k'}$ . Hence it is enough for us to show that for all  $k' \in \{1, \dots, k\}$ ,  $top_{k'+1}(pop_{k'}(rew_{(a,T)}(u) :_k v)) = top_{k'+1}(pop_{k'}(w))$  is  $Q'_k$ -valid. This immediately follows from the fact that  $w$  is  $q$ -accepting with head transition  $t$ .

It only remains to show that  $w \hookrightarrow_n w'$ . First observe that  $u \hookrightarrow_{k-1} rew_{(a,\{t'\})}(u)$  and  $u \hookrightarrow_{k-1} rew_{(a,T)}(u)$  as in both cases  $t$  is replaced by one or several transitions with a smaller timestamp (cf. second property of Lemma 5.8). By definition of  $\hookrightarrow_k$ , we have  $top_{k+1}(w) \hookrightarrow_k top_{k+1}(w')$ . The first property of Lemma 5.8 then implies that  $w \hookrightarrow_k w'$ .

**Case  $o = push_b^k$  for some  $b \in \Sigma$  and  $k \in \{2, \dots, n\}$ .** This case is similar to the  $push_k$  case.

This concludes the case where the justification contains a transition of the form  $(p, a, o, p')$ . When it is of the form  $p \rightarrow P$  then the transition  $t$  has  $n$ -expansion  $q_p \xrightarrow{a} (Q_1, \dots, Q_n)_{Q_{col}}$

with a justification of the form  $J(t) = (r, T, i)$  with  $T$  having the strict  $(n, Q)$ -expansion  $Q \xrightarrow[Q_{col}]{a} (Q_1, \dots, Q_n)$  for  $Q = \{q_{p'} \mid p' \in P\}$ . Thus for each  $p' \in P$  we have some transition  $t'$  with  $n$ -expansion  $q_{p'} \xrightarrow[Q'_{col}]{a} (Q'_1, \dots, Q'_n)$  and  $Q'_k \subseteq Q_k$  for all  $k \in \{1, \dots, n\}$ . Note that  $t'$  was introduced before  $t$ . The run  $w'$  in the corresponding recursive call is equal to  $rew_{(a, \{t'\})}(w)$ . It is clear that  $w'$  is a trimmed  $q_{p'}$ -accepting run on the stack  $u$ . By the second property of Lemma 5.8,  $w \hookrightarrow_n w'$ .

In all cases, the recursive call is made with a smaller stack. Since  $\hookrightarrow_n$  is well-founded, we eventually reach the base case of the recursion. Thus the algorithm terminates.

That the algorithm returns a witness tree can be proven by induction from the leaves of the recursion back to the beginning of the algorithm. It is immediate in the base case, since a justification of 0 implies that the configuration is accepted by  $A_0$ . When a rule of the form  $(p, a, o, p')$  leads to the recursive call we know by induction that we obtain a witness tree for  $\langle p', o(u) \rangle$ . By adding  $\alpha$  as the root of this tree, we immediately get a witness tree for  $\langle p, u \rangle$ . The remaining case is when a rule  $p \rightarrow P$  is used. For each  $p' \in P$  we obtain a witness tree for  $\langle p', u \rangle$ . By constructing the tree with  $\alpha$  at the root and children from each of the recursive calls, we have a witness tree for  $\langle p, u \rangle$  as required.  $\square$

## 6. INITIAL FORWARD ANALYSIS

It is generally completely impractical to compute  $Pre_{\mathcal{C}}^*(A_0)$  in full (most non-trivial examples considered in our experiments would time-out). For our saturation algorithm to be usable in practice, it is therefore essential that the search space is restricted, which we achieve by means of an initial forward analysis of the CPDS. In short, we compute an over-approximation of all reachable configurations, and try to restrict our backwards reachability analysis to only include configurations in this over-approximation.

In this section we make two assumptions about the reachability problem. First we assume we are given an initial configuration, which for simplicity has the form  $\langle p_0, [\dots [a_0]_1 \dots]_n \rangle$  (we can always adjust the CPDS to construct a different stack during the initial moves). Next, we distinguish an *error state*  $p_{err}$  and we are interested only in whether  $\mathcal{C}$  can reach a configuration of the form  $\langle p_{err}, w \rangle$ . That is, the set of target configurations is  $\{\langle p_{err}, w \rangle \mid w \in Stacks_n(\Sigma) \text{ and } top_1(w) \text{ is defined}\}$ . The condition on  $top_1$  ensures a stack automaton can be defined to accept the set. This suffices to capture the same safety (reachability) properties of recursion schemes as TRecS [17].

We fix a stack-automaton  $\mathcal{E}$  recognising all error configurations (those with the state  $p_{err}$ ). We write  $Post_{\mathcal{C}}^*$  for the set of configurations reachable by  $\mathcal{C}$  from the initial configuration  $c_0$ . More formally,  $Post_{\mathcal{C}}^*$  is the smallest set such that  $c_0 \in Post_{\mathcal{C}}^*$  and

$$Post_{\mathcal{C}}^* \supseteq \left\{ \langle p', w' \rangle \mid \exists \langle p, w \rangle \in Post_{\mathcal{C}}^* \text{ with } \left( \begin{array}{l} \langle p, w \rangle \longrightarrow \langle p', w' \rangle \vee \\ \langle p, w \rangle \longrightarrow C \text{ and } \langle p', w' \rangle \in C \end{array} \right) \right\}.$$

This set cannot be represented precisely by a stack automaton [2] (for instance using  $push_2$ , we can create  $[[a^n]_1[a^n]_1]_2$  from  $[[a^n]_1]_2$  for any  $n \geq 0$ ). We summarise our approach then give details in Sections 6.1, 6.2 and 6.3. Note that the handling of alternating transitions in  $Post_{\mathcal{C}}^*$  allows us to treat these transitions in our approximation algorithms in the same way as if the choice were non-deterministic rather than alternating.

Ideally we would compute only  $Pre_{\mathcal{C}}^*(\mathcal{E}) \cap Post_{\mathcal{C}}^*$ . Since this cannot be represented by an automaton, we instead compute a sufficient approximation  $T$  (ideally a *strict* subset of  $Pre_{\mathcal{C}}^*(\mathcal{E})$ ) where:

$$Pre_{\mathcal{C}}^*(\mathcal{E}) \cap Post_{\mathcal{C}}^* \subseteq T \subseteq Pre_{\mathcal{C}}^*(\mathcal{E}).$$

The initial configuration will belong to  $T$  iff it can reach a configuration recognised by  $\mathcal{E}$ . Computing such a  $T$  is much more feasible.

The first step in obtaining a sufficient approximation  $T$  is to compute an over-approximation of  $Post_{\mathcal{C}}^*$  (Section 6.2). For this we use a *summary algorithm* [29] (that happens to be precise at order-1). From this over-approximation we extract a further over-approximation of the set of CPDS rules that may be used on a run to  $p_{err}$ . Let  $\mathcal{C}'$  be the (smaller) CPDS containing only these rules. I.e., we remove all rules that we know cannot appear on a run to  $p_{err}$ . We could thus take  $T = Pre_{\mathcal{C}'}^*(\mathcal{E})$  (computable by saturation for  $\mathcal{C}'$ ) since it satisfies the conditions above. This is what we meant by ‘*pruning*’ the CPDS (1a on page 3)

However, we further improve performance by computing an even smaller  $T$  (1b in the list on page 3). We extract contextual information from our over-approximation of  $Post_{\mathcal{C}}^*$  about how pops and collapses might be used during a run to  $p_{err}$  (Section 6.3). Our  $\mathcal{C}'$  is then restricted to a model  $\mathcal{C}''$  that ‘guards’ its rules by these contextual constraints. Taking  $T = Pre_{\mathcal{C}''}^*(\mathcal{E})$  we have a  $T$  smaller than  $Pre_{\mathcal{C}'}^*(\mathcal{E})$ , but still satisfying our sufficient conditions. In fact,  $\mathcal{C}''$  will be a ‘*guarded CPDS*’ (Section 6.1). Computing  $Pre_{\mathcal{C}''}^*(\mathcal{E})$  precisely for a guarded CPDS is likely to be impractical (as described at the end of Section 6.1). Instead, we adjust saturation to compute  $T$  such that  $Pre_{\mathcal{C}''}^*(\mathcal{E}) \subseteq T \subseteq Pre_{\mathcal{C}'}^*(\mathcal{E})$ . This set will thus also satisfy our sufficient conditions.

**6.1. Guarded Destruction.** An *order- $n$  guarded CPDS* ( *$n$ -GCPDS*) is an  $n$ -CPDS where conventional  $pop_k$  and  $collapse_k$  operations are replaced by *guarded operations* of the form  $pop_k^S$  and  $collapse_k^S$  where  $S \subseteq \Sigma$ . These operations may only be fired if the resulting stack has a member of  $S$  on top. That is, for  $o \in \{collapse_k \mid k \in \{2, \dots, n\}\}$  or  $o \in \{pop_k \mid k \in \{1, \dots, n\}\}$ :

$$o^S(u) = \begin{cases} o(u) & \text{if } o(u) \text{ defined and } top_1(o(u)) \in S \\ \text{undefined} & \text{otherwise} \end{cases}.$$

Note, we do not guard the other stack operations since these themselves guarantee the symbol on top of the new stack (e.g. when a transition  $(p, a, push_2, p')$  fires it must always result in a stack with  $a$  on top, and  $(p, a, push_k^b, p')$  produces a stack with  $b$  on top). Observe also that guarded operations cannot empty the topmost stack. This is reasonable since, by our assumptions on stack automata, once the topmost stack is empty, there is no hope of reaching a target configuration.

For a GCPDS  $\mathcal{C}$ , we write  $Triv(\mathcal{C})$  for the *trivialisation* of  $\mathcal{C}$ : the ordinary CPDS obtained by replacing each  $pop_k^S$  (resp.  $collapse_k^S$ ) in the rules of  $\mathcal{C}$  with  $pop_k$  (resp.  $collapse_k$ ). Non-trivial guards reduce the size of the stack-automaton constructed by avoiding additions that are only relevant for unreachable (and hence uninteresting) configurations in the pre-image. Thus, we improve performance.

We modify the saturation algorithm to use ‘guarded’ saturation steps for pop and collapse rules. Note, the justifications remain unchanged, as do the other saturation steps.

- (1) when  $o = pop_k^S$ , for each order- $k$  state  $q_k$  with  $n$ -expansion  $q_{p'} \xrightarrow{q_k} (Q_{k+1}, \dots, Q_n)$  in  $A$  such that there is an order-1 transition with  $k$ -expansion  $q_k \xrightarrow{b} (-, \dots, -)$  in  $A$  such that  $b \in S$ , add the transitions  $q_p \xrightarrow[\emptyset]{a} (\emptyset, \dots, \emptyset, \{q_k\}, Q_{k+1}, \dots, Q_n)$  to  $A'$ ,
- (3) when  $o = collapse_k^S$ , for each order- $k$  state with  $n$ -expansion  $q_{p'} \xrightarrow{q_k} (Q_{k+1}, \dots, Q_n)$  in  $A$  where there is an order-1 transition with  $k$ -expansion  $q_k \xrightarrow{b} (-, \dots, -)$  in  $A$  with  $b \in S$ , add the transitions  $q_p \xrightarrow[\{q_k\}]{a} (\emptyset, \dots, \emptyset, Q_{k+1}, \dots, Q_n)$  to  $A'$ .

E.g., suppose that an ordinary (non-guarded) 2-CPDS has rules  $(p_1, c, collapse_2, p)$  and  $(p_2, d, collapse_2, p')$ . The *original* saturation algorithm would process these rules to add the transitions:  $q_{p_1} \xrightarrow[\{q_p\}]{c} (\emptyset, \emptyset)$  and  $q_{p_2} \xrightarrow[\{q_{p'}\}]{d} (\emptyset, \emptyset)$ .

Now suppose that the saturation algorithm has produced two transitions with  $n$ -expansions  $q_p \xrightarrow{a} (-, -)$  and  $q_{p'} \xrightarrow{b} (-, -)$ . If a GCPDS had, for example, the rules  $(p_1, c, collapse_2^{\{a\}}, p)$  and  $(p_2, d, collapse_2^{\{b\}}, p')$ , then these same two transitions would be added by the modified saturation algorithm. On the other hand, the rule  $(p_1, c, collapse_2^{\{a\}}, p)$  and the rule  $(p_2, d, collapse_2^{\{a\}}, p')$  would only result in the first of the two transitions being added.

**Lemma 6.1.** *The revised saturation algorithm applied to  $\mathcal{E}$  (for a GCPDS  $\mathcal{C}$ ) gives a stack automaton recognising  $T$  such that  $Pre_{\mathcal{C}}^*(\mathcal{E}) \subseteq T \subseteq Pre_{\text{Triv}(\mathcal{C})}^*(\mathcal{E})$   $\square$*

*Proof.* We can see that  $T \subseteq Pre_{\text{Triv}(\mathcal{C})}^*(\mathcal{E})$  since every time we can add a transition during the modified saturation algorithm we could have added the corresponding guard-free rule in the original algorithm, and the original algorithm is already known to be sound.

Checking that  $Pre_{\mathcal{C}}^*(\mathcal{E}) \subseteq T$  is an easy modification of the completeness proof for the original algorithm in Lemma 5.4. This works by induction on the length of a path from a configuration in  $Pre_{\mathcal{C}}^*(\mathcal{E})$  to one in  $\mathcal{E}$ . Suppose we have a stack-automaton  $A$  recognising a configuration  $\langle p', u' \rangle$  together with a rule  $(p, a, o^S, p')$  of  $\mathcal{C}$  where  $o$  is either a *pop* or a *collapse* operation. Suppose that  $\langle p, u \rangle$  can reach  $\langle p', u' \rangle$  in a single step via this rule. By definition it must then be the case that  $top_1(u') = b$  for some  $b \in S$  (and also that  $u' = o(u)$ ). But then the run recognising  $\langle p', u' \rangle$  must have a head transition with  $k$ -expansion  $q_k \xrightarrow[Q_{col}]{b} (Q, \dots, Q_k)$  and  $q_k$  has the  $n$ -expansion  $q_{p'} \xrightarrow{q_k} (Q_{k+1}, \dots, Q_n)$ .

By taking this  $q_k$  we can see that applying the step for the operation  $o^S$  in the revised saturation algorithm will create a stack-automaton recognising  $u$ .  $\square$

The reason that the algorithm may result in a stack-automaton recognising configurations that do not belong to  $Pre_{\mathcal{C}}^*(\mathcal{E})$  (albeit still in  $Pre_{\text{Triv}(\mathcal{C})}^*(\mathcal{E})$ ) is as follows. To take account of the guards, we check before adding a transition because of  $q_k$  with  $n$ -expansion  $q_{p'} \xrightarrow{q_k} (Q_{k+1}, \dots, Q_n)$  that there is a transition with  $k$ -expansion  $q_k \xrightarrow{b} (-, \dots, -)$  with  $b$  appearing in the guard of the rule being processed. However, since there may also exist a transition with  $k$ -expansion  $q_k \xrightarrow{b'} (-, \dots, -)$  with  $b \neq b'$  then we will also accept stacks that are the predecessors of stacks where the guard is not satisfied (i.e. there is a  $b'$  where there should be a  $b$ ). We could obtain a precise algorithm by taking order- $n$  stack-automaton states of the form  $\mathcal{P} \times \Sigma$  so that they represent the top stack-character of a configuration

as well as its control-state. However, since  $\Sigma$  is usually large compared to  $\mathcal{P}$  and since the worst-case size of the stack-automaton is  $n$ -exponential in the number of order- $n$  states this would potentially come at a large practical cost and in any case destroy fixed-parameter tractability. We leave it for future work to investigate how this potential for accuracy could be balanced with the inevitable cost.

**Remark 6.2.** The above modification to the naive saturation algorithm can also be easily incorporated into the efficient fixed point algorithm described in Section 7.

**6.2. Approximate Reachability Graphs.** We now describe the summary algorithm used to obtain an over-approximation of  $Post_{\mathcal{C}}^*$  and thus compute the GCPDS  $\mathcal{C}''$  mentioned previously. For simplicity, we assume that a stack symbol uniquely determines the order of any link that it emits (which is the case for a CPDS obtained from a HORS). This condition is easily satisfied by creating a copy of each stack character for each order in  $\{1, \dots, n\}$  and adjusting the CPDS accordingly. We first describe the approximate reachability graph, and then the approximate summary algorithm.

**6.2.1. The Approximate Reachability Graph.** We begin with an informal description before the formal definition. Informally, an *approximate reachability graph* for  $\mathcal{C}$  is a structure  $(H, E, B)$  describing an over-approximation of the reachable configurations of  $\mathcal{C}$ .

- The set of nodes of the graph  $H$  consists of *heads* of the CPDS, where a head is a pair  $(p, a) \in \mathcal{P} \times \Sigma$  and describes configurations of the form  $\langle p, u \rangle$  where  $top_1(u) = a$ .
- The set  $E$  contains directed edges  $((p, a), r, (p', a'))$  labelled by rules of  $\mathcal{C}$ . Such edges over-approximate the transitions that  $\mathcal{C}$  might make using a rule  $r$  from a configuration described by  $(p, a)$  to one described by  $(p', a')$ . For example, suppose that  $\mathcal{C}$  is order-2 and has, amongst others, the rules  $r_1 = (p_1, b, push_2, p_2)$ ,  $r_2 = (p_2, b, push_c^2, p_3)$  and  $r_3 = (p_3, c, pop_1, p_4)$  so that it can perform transitions:

$$\left\langle p_1, \left[ \begin{array}{c} b \\ a \end{array} \right] \right\rangle \xrightarrow{r_1} \left\langle p_2, \left[ \begin{array}{c} b \\ a \end{array} \right] \left[ \begin{array}{c} b \\ a \end{array} \right] \right\rangle \xrightarrow{r_2} \left\langle p_3, \left[ \begin{array}{c} c \\ b \\ a \end{array} \right] \left[ \begin{array}{c} b \\ a \end{array} \right] \right\rangle \xrightarrow{r_3} \left\langle p_4, \left[ \begin{array}{c} b \\ a \end{array} \right] \left[ \begin{array}{c} b \\ a \end{array} \right] \right\rangle$$

where the first configuration mentioned here is reachable. We should then have edges  $((p_1, b), r_1, (p_2, b))$ ,  $((p_2, b), r_2, (p_3, c))$  and  $((p_3, c), r_3, (p_4, b))$  in  $E$ . We denote the configurations above  $C_1, C_2, C_3$  and  $C_4$  respectively, with respective stacks  $s_1, s_2, s_3, s_4$ .

- Finally,  $B$  is a map assigning each head  $h$  in the graph a set  $B(h)$  of *stack descriptors*, which are  $(n + 1)$ -tuples  $(h_n, \dots, h_1, h_c)$  of heads. In the following, we refer to  $h_k$  as the order- $k$  component and  $h_c$  the collapse component. We give a rough description of  $h_k$  before explaining an example. After applying a  $pop_k$  operation, a previously created order- $(k - 1)$  stack will be exposed. This newly exposed stack was either in the initial stack or created during the run. The pair  $h_k$  describes at which head the new exposed order- $(k - 1)$  stack resulting from a  $pop_k$  operation (applied to a configuration with head  $h$ ) may have been created. The pair  $h_c$  does likewise for a *collapse* operation. (We will use  $\perp$  in place of a head to indicate when  $pop_k$  or *collapse* leads to an empty stack.)

Consider  $C_3 = \langle p_3, s_3 \rangle$  from the example above. This has control-state  $p_3$  and top stack symbol  $c$  and so is associated with the head  $(p_3, c)$ . Thus  $B((p_3, c))$  should contain the stack-descriptor  $((p_1, b), (p_2, b), (p_1, b))$ , which describes  $s_3$ . The first (order-2) component is because  $top_2(s_3)$  was created by a  $push_2$  operation from a configuration with head  $(p_1, b)$ . The second (order-1) component is because the top symbol was created via an



order-1 push from  $(p_2, b)$ . Finally, the order-2 link from the top of  $s_3$  points to a stack occurring on top of a configuration at the head  $(p_1, b)$ , giving rise to the final (collapse) component describing the collapse link.

Tracking this information allows the summary algorithm to process the rule  $r_3$  to obtain a description of  $C_4$  from the description of  $C_3$ . Since this rule performs a  $pop_1$ , it can look at the order-1 component of the stack descriptor to see the head  $(p_2, b)$ , telling us that  $pop_1$  results in  $b$  being on top of the stack. Since the rule  $r_3$  moves into control-state  $p_4$ , this tells us that the new head should be  $(p_4, b)$ . It also tells us that certain pieces of information in  $B((p_2, b))$  are relevant to the description of  $top_2(s_4)$  contained in  $B((p_4, b))$ . First notice that this situation only occurs for the  $pop_k$  and  $collapse_k$  operations. To keep track of these correlations, we will introduce in Section 6.2.2 another component  $U$  of the graph.

More formally, let us fix an ordinary order- $n$  CPDS with rules  $\mathcal{R}$  and initial configuration  $c_0 = \langle p_0, [\dots[a_0]_1 \dots]_n \rangle$ . A *head* is an element  $(p, a) \in \mathcal{P} \times \Sigma$  and should be viewed as describing *stacks*  $u$  such that there is a *reachable* configuration of the form  $\langle p, u \rangle$  where  $top_1(u) = a$ . Formally we define:

$$\llbracket (p, a) \rrbracket = \{u \in Stacks_n(\Sigma) \mid top_1(u) = a \text{ and } \langle p, u \rangle \in Post_{\mathcal{C}}^*\}$$

A *stack descriptor* is an  $(n+1)$ -tuple  $(h_n, \dots, h_1, h_c)$  where for each  $1 \leq i \leq n$ , each of  $h_i$  and  $h_c$  is either a head or  $\perp$ . We write  $SDesc = ((\mathcal{P} \times \Sigma) \cup \{\perp\})^{n+1}$  for the set of stack descriptors and it will also be useful to have  $SDesc_k = ((\mathcal{P} \times \Sigma) \cup \{\perp\})^{n-k}$  for the set of *order- $k$  stack-descriptor prefixes*. Note that  $SDesc_n = \{()\}$ —*i.e.* consists only of the empty tuple. Assuming a map  $B : (\mathcal{P} \times \Sigma) \rightarrow 2^{SDesc}$  a stack descriptor

$$\llbracket (h_n, \dots, h_1, h_c) \rrbracket_B$$

is inductively defined and describes a set of stacks which contains  $u \in Stacks_n(\Sigma)$  iff

- for every  $k \in \{1, \dots, n\}$ ,
  - if  $h_k = \perp$  then  $top_{k+1}(pop_k(u)) = \llbracket k \rrbracket$ , and
  - otherwise  $top_1(pop_k(u)) = b_k$  where  $h_k = (-, b_k)$  and

$$pop_k(u) \in \llbracket (h_n, \dots, h_{k+1}, h'_k, \dots, h'_1, h'_c) \rrbracket_B$$

for some  $(-, \dots, -, h'_k, \dots, h'_1, h'_c) \in B(h_k)$ , and

- for some  $k \in \{2, \dots, n\}$ ,
  - if  $h_c = \perp$  the topmost symbol  $top_1(u)$  has link  $(k, 0)$ , and
  - otherwise  $top_1(collapse_k(u)) = b_c$  where  $h_c = (-, b_c)$  and

$$collapse_k(u) \in \llbracket (h_n, \dots, h_{k+1}, h'_k, \dots, h'_1, h'_c) \rrbracket_B$$

for some  $(-, \dots, -, h'_k, \dots, h'_1, h'_c) \in B(h_c)$ .

We now define an approximate reachability graph.

**Definition 6.3.** An *approximate reachability graph* for the CPDS  $\mathcal{C}$  is a triple  $(H, E, B)$  such that

- (i)  $H \subseteq \mathcal{P} \times \Sigma$  is a set of heads such that  $\langle p, u \rangle \in Post_{\mathcal{C}}^*$  implies that  $(p, top_1(u)) \in H$  when  $top_1(u)$  is defined,
- (ii)  $E \subseteq H \times \mathcal{R} \times H$  is a set of triples such that if  $\langle p, u \rangle \in Post_{\mathcal{C}}^*$  with  $top_1(u)$  defined and
  - (a)  $r = (p, top_1(u), o, p') \in \mathcal{R}$  for which  $top_1(o(u))$  is defined, then it is the case that  $((p, top_1(u)), r, (p', top_1(o(u)))) \in E$ , and
  - (b)  $r = (p, P) \in \mathcal{R}$  then  $((p, top_1(u)), r, (p', top_1(u))) \in E$  for all  $p' \in P$ ,

(iii)  $B$  is a map  $B : H \rightarrow \text{SDesc}$  such that for every  $h \in H$  we have  $\llbracket h \rrbracket \subseteq \{\llbracket d \rrbracket_B \mid d \in B(h)\}$ .

A non-trivial approximate reachability graph is computed using an algorithm that works *forwards* (while saturation works backwards), and which resembles a summary algorithm in the spirit of Sharir and Pnueli [29].

**6.2.2. The Approximate Summary Algorithm.** The construction of the approximate reachability graph is described in Algorithms 3, 4, 5 and 6. The main work is done in the function `ProcessHeadWithDescriptor`. In particular, this is where summary edges are added for the  $\text{pop}_k$  and  $\text{collapse}_k$  operations.

The approximate summary algorithm computes an approximate reachability graph  $(H, E, B)$  ‘as accurately as possible based on an order-1 approximation’. In order to do this, the algorithm builds up an object  $(H, E, B, U)$  where the additional component  $U$  is a set of *approximate higher-order summary edges*. A summary edge describes how information contained in stack descriptors should be shared between heads. We will first describe the role of edges in  $E$  before describing summary edges.

An edge  $(h, r, h') \in E$  means that there is a transition from a configuration with head  $h$  to a configuration with head  $h'$ . This means that whenever we add a descriptor to  $h$  we may need to add descriptors to  $h'$  as we may apply  $r$  to the stacks represented by the new descriptor. The simplest case is when  $r$  is a rewrite rule. Any descriptor  $(h_n, \dots, h_1, h_c)$  added to  $h$  must be propagated to  $h'$  as rewriting the top character results in a stack with the same descriptor. In Algorithms 4 and 5 we will refer to this process as respecting  $E$ .

An *order- $k$  summary edge* from a head  $h$  to a head  $h'$  is a triple of the form

$$(h, (h'_n, \dots, h'_{k+1}), h')$$

where each  $h'_i$  is a head. That is, a triple in  $H \times \text{SDesc}_k \times H$ . Such a summary edge is added when processing either a  $\text{pop}_k$  or a  $\text{collapse}_k$  operation on an order- $k$  link. Intuitively such a summary edge means that if  $(h_n, \dots, h_{k+1}, h_k, \dots, h_1, h_c) \in B(h)$ , then we have  $(h'_n, \dots, h'_{k+1}, h_k, \dots, h_1, h_c) \in B(h')$ . In Algorithms 4 and 6 this addition is what we mean by respecting summary edges. When  $n = k = 1$  (so that  $h_c$  is also unnecessary since there would be no links) note that  $(h, (), h')$  behaves like a summary edge in a standard order-1 summary algorithm [29], which is complete at order-1.

To continue our example, the  $r_3$  rule (which performs a  $\text{pop}_1$  operation) from  $C_3$  to  $C_4$  means  $U$  should contain an order-1 summary edge  $((p_2, b), ((p_1, b)), (p_4, b))$ . Since  $\text{pop}_1$  is an order-1 operation, we have  $\text{pop}_2(s_3) = \text{pop}_2(s_4)$ . Hence  $(p_1, b)$  (the order-2 component of the stack descriptor for  $s_3$ ) should also be the first component of a stack descriptor for  $s_4$ . However, since  $\text{top}_1(s_4)$  was created at a configuration with head  $(p_2, b)$ , the order-1 and collapse components of such a stack descriptor for  $s_4$  should be inherited from a stack descriptor in  $B((p_2, b))$ . In general if we go from a configuration  $\langle p, s \rangle$  with head  $h$  to a configuration  $\langle p', s' \rangle$  with head  $h'$  by the  $\text{pop}_k$  operation or  $\text{collapse}_k$  on an order- $k$  link, we have that  $\text{pop}_{k+1}(s) = \text{pop}_{k+1}(s')$  and hence we have a summary edge  $(h, (h'_n, \dots, h'_{k+1}), h')$

The algorithm is presented as Algorithm 3.

**Lemma 6.4.** *Algorithm 3 terminates and the resulting structure  $(H, E, B, U)$  gives an approximate reachability graph  $(H, E, B)$ .*

*Proof.* For termination note that the respective procedures in Algorithms 4 and 6 will immediately return if the stack-descriptor (respectively summary) that they are called with is already contained in a particular set. If it does not belong to this set, then it is added.

---

**Algorithm 3** The Approximate Summary Algorithm

---

**Require:** An  $n$ -CPDS with rules  $\mathcal{R}$  and heads  $\mathcal{P} \times \Sigma$  and initial configuration  $\langle p_0, [\dots [a_0]_1 \dots]_n \rangle$   
**Ensure:** The creation of a structure  $(H, E, B, U)$  where  $(H, E, B)$  is an approximate reachability graph and  $U$  is a set of approximate higher-order summary edges.  
 Set  $H = \{(p_0, a_0)\}$  and set  $E, B$  and  $U$  to be empty  
 Call  $\text{AddStackDescriptor}((p_0, a_0), (\perp, \dots, \perp, \perp))$   
**return** Done,  $(H, E, B, U)$  will now be as required

---



---

**Algorithm 4**  $\text{AddStackDescriptor}(h, (h_n, \dots, h_1, h_c))$ 

---

**Require:** A head  $h \in H$  and a stack descriptor  $(h_n, \dots, h_1, h_c)$   
**Ensure:**  $(h_n, \dots, h_1, h_c) \in B(h)$ , that  $E$  is respected and that any further additions to  $B(h')$  for each  $h' \in H$  necessary to respect summary edges are made.  
**if**  $(h_n, \dots, h_1, h_c) \in B(h)$  **then**  
   **return** Done (Nothing to do)  
 Add  $(h_n, \dots, h_1, h_c)$  to  $B(h)$   
 Call  $\text{ProcessHeadWithDescriptor}(h, (h_n, \dots, h_1, h_c))$   
**for**  $h' \in H$  such that  $(h, (h'_n, \dots, h'_{k+1}), h') \in U$  **do**  
   Call  $\text{AddStackDescriptor}(h', (h'_n, \dots, h'_{k+1}, h_k, \dots, h_1, h_c))$   
**return** Done

---



---

**Algorithm 5**  $\text{ProcessHeadWithDescriptor}(h, (h_n, \dots, h_1, h_c))$ 

---

**Require:** A head  $h = (p, a) \in H$  and a stack descriptor  $(h_n, \dots, h_1, h_c) \in B(h)$   
**Ensure:** All necessary modifications are made to the graph to respect  $E$  after adding  $(h_n, \dots, h_1, h_c) \in B(h)$ . In addition, new summary edges are created when required.  
**for**  $o$  and  $p'$  such that  $r = (p, a, o, p') \in \mathcal{R}$  **do**  
   **if**  $o$  of form  $\text{rew}_b$  **then**  
     Add  $(p', b)$  to  $H$  and  $((p, a), r, (p', b))$  to  $E$   
     Call  $\text{AddStackDescriptor}((p', b), (h_n, \dots, h_1, h_c))$   
   **else if**  $o$  of form  $\text{push}_b^k$  **then**  
     Add  $(p', b)$  to  $H$  and  $((p, a), r, (p', b))$  to  $E$   
     Call  $\text{AddStackDescriptor}((p', b), (h_n, \dots, h_2, (p, a), h_k))$   
   **else if**  $o$  of form  $\text{push}_k$  **then**  
     Add  $(p', a)$  to  $H$  and  $((p, a), r, (p', a))$  to  $E$   
     Call  $\text{AddStackDescriptor}((p', a), (h_n, \dots, h_{k+1}, (p, a), h_{k-1}, \dots, h_1, h_c))$   
   **else if**  $o$  of form  $\text{pop}_k$  with  $h_k = (p_k, a_k)$  where  $a_k \neq \perp$  **then**  
     Add  $(p', a_k)$  to  $H$  and  $((p, a), r, (p', a_k))$  to  $E$   
     Call  $\text{AddSummary}((p_k, a_k), (h_n, \dots, h_{k+1}), (p', a_k))$   
   **else if**  $o$  of form  $\text{collapse}_k$  with  $h_c = (p_c, a_c)$  where  $a_c \neq \perp$  **then**  
     Add  $(p', a_c)$  to  $H$  and  $((p, a), r, (p', a_c))$  to  $E$   
     Call  $\text{AddSummary}((p_c, a_c), (h_n, \dots, h_{k+1}), (p', a_c))$   
**for**  $r = p \rightarrow P \in \mathcal{R}$ , and  $p' \in P$  **do**  
   Add  $(p', a)$  to  $H$  and  $((p, a), r, (p', a))$  to  $E$   
   Call  $\text{AddStackDescriptor}((p', a), (h_n, \dots, h_1, h_c))$   
**return** Done

---

---

**Algorithm 6** AddSummary( $h, (h'_n, \dots, h'_{k+1}), h'$ )

---

**Require:** An approximate higher-order summary edge  $(h, (h'_n, \dots, h'_{k+1}), h')$

**Ensure:**  $(h, (h'_n, \dots, h'_{k+1}), h') \in U$  and that all necessary stack descriptors are added to the appropriate  $B(h'')$  for  $h'' \in H$  so that all summary edges (including the new one) are respected.

**if**  $(h, (h'_n, \dots, h'_{k+1}), h') \in U$  **then**

**return** Done (Nothing to do)

    Add  $(h, (h'_n, \dots, h'_{k+1}), h')$  to  $U$

**for**  $(h_n, \dots, h_{k+1}, h_k, \dots, h_1, h_c) \in B(h)$  **do**

        AddStackDescriptor( $h', (h'_n, \dots, h'_{k+1}, h_k, \dots, h_1, h_c)$ )

**return** Done

---

Since there are only finitely many possible arguments for these functions, they can thus only be called finitely many times without immediately returning. From this fact it is easy to see that the entire algorithm must always terminate.

Now we show that  $(H, E, B)$  is an approximate reachability graph. Recursively define  $Post_{\mathcal{C}}^0 = \{c_0\}$  and

$$Post_{\mathcal{C}}^{i+1} = Post_{\mathcal{C}}^i \cup \{c \mid \exists c' \in Post_{\mathcal{C}}^i \text{ s.t. } c' \longrightarrow c \text{ or } c' \longrightarrow C \text{ with } c \in C\}.$$

That is  $Post_{\mathcal{C}}^i$  is the set of configurations that can be reached from the initial configuration in at most  $i$  steps. For a head  $(p, a) \in \mathcal{P} \times \Sigma$ , define

$$\llbracket (p, a) \rrbracket_i = \{\langle p, u \rangle \mid \langle p, u \rangle \in Post_{\mathcal{C}}^i \text{ and } top_1(u) = a\}.$$

We can now define an *i-partial approximate reachability graph* to be a version of an approximate reachability graph defined for ‘reachability up to depth  $i$ ’.

**Definition 6.5.** An *i-partial approximate reachability graph* for the CPDS  $\mathcal{C}$  is a triple  $(H, E, B)$  such that

- (i)  $H \subseteq \mathcal{P} \times \Sigma$  is a set of heads such that  $\langle p, u \rangle \in Post_{\mathcal{C}}^i$  implies that  $(p, top_1(u)) \in H$  when  $top_1(u)$  is defined,
- (ii)  $E \subseteq H \times \mathcal{R} \times H$  is a set of triples such that if  $i > 0$  and  $\langle p, u \rangle \in Post_{\mathcal{C}}^{i-1}$  with  $top_1(u)$  defined and
  - (a)  $r = (p, top_1(u), o, p') \in \mathcal{R}$  for which  $top_1(o(u))$  is defined, then it is the case that  $((p, top_1(u)), r, (p', top_1(o(u)))) \in E$ ,
  - (b)  $r = (p, P) \in \mathcal{R}$  then  $((p, top_1(u)), r, (p', top_1(u))) \in E$  for all  $p' \in P$ ,
- (iii)  $B$  is a map  $B : H \rightarrow \text{SDesc}$  such that for every  $h \in H$  we have  $\llbracket h \rrbracket_i \subseteq \{\llbracket d \rrbracket \mid d \in B(h)\}$ .

Observe that a structure  $(H, E, B)$  is an approximate reachability graph if and only if it is an *i-partial approximate reachability graph* for every  $i \geq 0$ .

Now observe that the algorithm monotonically grows the sets making up  $(H, E, B, U)$  (it only adds to the sets, it never removes from them). We may thus argue by induction to show that the  $(H, E, B)$  after termination is an *i-partial approximate reachability graph* for every  $i \geq 0$  (and hence an approximate reachability graph). First note that the opening statements of Algorithm 3 (including the call to add  $(\perp, \dots, \perp, \perp)$  as a stack descriptor to  $B(p_0, a_0)$ ) guarantees that  $(H, E, B)$  is a 0-partial approximate reachability graph.

Now suppose  $(H, E, B)$  is an *i-partial approximate reachability graph*. We show it is also an  $(i + 1)$ -partial approximate reachability graph. Let  $\langle p, u \rangle \in Post_{\mathcal{C}}^i$  and let either

(1)  $r = (p, a, o, p') \in \mathcal{R}$  be such that  $o(u)$  is defined and  $top_1(u) = a$  so that  $(p', o(u)) \in Post_{\mathcal{C}}^{i+1}$ , or

(2)  $r = p \rightarrow P \in \mathcal{R}$  so that  $\langle p', u \rangle \in Post_{\mathcal{C}}^{i+1}$  for all  $p' \in P$ .

Let  $a' = top_1(o(u))$ . It suffices to show that (i)  $h' = (p', a') \in H$ , (ii)  $e = ((p, a), r, (p', a')) \in E$  and that (iii) some  $d' = (h'_n, \dots, h'_1, h'_c) \in B(p', a')$  with  $o(u) \in \llbracket d' \rrbracket_B$ .

By the induction hypothesis (that the structure is an  $i$ -partial approximate reachability graph) we must have  $h = (p, top_1(u)) \in H$  and  $d = (h_n, \dots, h_1, h_c) \in B(h)$  such that  $u \in \llbracket d \rrbracket_B$ . Inspection of the algorithm shows that the addition of  $d$  to  $B(h)$  is only possible if  $AddStackDescriptor(h, d)$  was called at some point during its execution. However, this also implies that  $ProcessHeadWithDescriptor(h, d)$  must have been called.

Note also that when  $o$  is a rewrite operation or  $r$  is an alternating rule we must have  $pop_j(o(u)) = pop_j(u)$  and  $collapse_j(o(u)) = collapse_j(u)$  for all  $j$ . When  $o = push_k$  for  $k \geq 2$  we must have  $top_{j+1}(pop_j(o(u))) = top_{j+1}(pop_j(u))$  and  $top_{j+1}(collapse_j(o(u))) = top_{j+1}(collapse_j(u))$  for all  $j \neq k$  and  $pop_k(o(u)) = u$ . When  $o = push_k^b$  we must have  $pop_j(o(u)) = pop_j(u)$  for all  $j \geq 2$ , but  $pop_1(o(u)) = u$  and  $collapse_k(o(u)) = pop_k(u)$ .

Thus if  $o$  is any operation other than  $pop_k$  or  $collapse_k$  it can be seen that the function  $AddStackDescriptor(h', d')$  must be called for a  $d'$  such that  $u \in \llbracket d' \rrbracket_B$ . Also,  $e$  is added to  $E$ . Since the algorithm never deletes elements from sets, this ensures that  $(H, E, B)$  must satisfy the constraints (i), (ii) and (iii) above.

Now consider the case when  $o$  is either  $pop_k$  or  $collapse_k$ . Suppose again that  $top_1(o(u)) = a'$ . Since  $u \in \llbracket d \rrbracket_B$  we must have:

- For some control-state  $p^-$  we have:  $h_k = (p^-, a')$  if  $o = pop_k$  and  $h_c = (p^-, a')$  if  $o = collapse_k$  such that...
- ... there exists  $(-, \dots, -, h'_k, \dots, h'_1, h'_c) \in B((p^-, a'))$  such that  $o(u) \in \llbracket (h_n, \dots, h_{k+1}, h'_k, \dots, h'_1, h'_c) \rrbracket_B$ .

Thus a suitable  $d'$  is  $d' = (h_n, \dots, h_{k+1}, h'_k, \dots, h'_1, h'_c)$ .

The call to  $ProcessHeadWithDescriptor(h, d)$  guarantees that (i)  $h' = (p', a') \in H$  and (ii)  $e = ((p, a), r, (p', a')) \in E$ . It just remains to check that  $d' \in B((p', a'))$ .

Note that the above call must also ensure a call to

$$AddSummary((p^-, a'), (h_n, \dots, h_{k+1}), (p', a')) .$$

We are thus guaranteed the existence of a summary edge  $s = ((p^-, a'), (h_n, \dots, h_{k+1}), (p', a')) \in U$  (although it may have been added at an earlier point in the algorithm). There are two cases to consider:

- If the summary edge  $s$  was created *after* a stack-descriptor  $(-, \dots, -, h'_k, \dots, h'_1, h'_c)$  was added to  $B((p^-, a'))$ , then the call to  $AddSummary$  creating  $s$  must add  $d'$  to  $B((p', a'))$ .
- If the summary edge  $s$  was created *before* a stack-descriptor  $d^- = (-, \dots, -, h'_k, \dots, h'_1, h'_c)$  was added to  $B((p^-, a'))$ , then the  $AddStackDescriptor((p^-, a'))$  call creating this stack-descriptor must result in  $d'$  being added to  $B((p', a'))$ .

Either way, (iii) must also be satisfied.  $\square$

**6.2.3. A Remark On Complexity.** The approximate summary algorithm runs in time polynomial in the size of the CPDS (see below). Since the graph constructed must also be of polynomial size, it follows that the rules for the guarded CPDS  $\mathcal{C}'$  can also be extracted in polynomial time. Since the raw saturation algorithm is also PTIME when the number of control-states is fixed, it follows that the C-SHORE algorithm as a whole – including the

forwards approximation and saturation – runs in PTIME when the number of control-states is fixed.

We sketch here how to see that the approximate summary algorithm runs in polynomial time (when, as is standard, the order  $n$  is fixed). First note that an approximate reachability graph can contain at most  $|Q| \cdot |\Sigma|$  heads and at most  $|Q| \cdot |\Sigma| \cdot |\mathcal{R}| \cdot |Q| \cdot |\Sigma|$  edges (recalling that  $\mathcal{R}$  is the set of CPDS rules). Moreover the maximum size of the function  $B$  (when viewed as a relation defined by  $\{(h, d) \in (Q \times \Sigma) \times (Q \times \Sigma)^{n+1} \mid d \in B(h)\}$ ) is  $|Q| \cdot |\Sigma| \cdot (|Q| \cdot |\Sigma|)^{n+1}$ . The maximum number of summary edges is  $\sum_{i=1}^n |Q| \cdot |\Sigma| \cdot (|Q| \cdot |\Sigma|)^{n-i} \cdot |Q| \cdot |\Sigma|$ . It follows that the size of the structure  $(H, E, B, U)$  constructed by algorithm is at most polynomial in the size of the original CPDS. Moreover, since the algorithm only *adds* to the structure and never removes elements previously added, it will perform at most polynomially many additions. Let  $Z$  be this polynomial bound on the size of the structure.

Moreover, recall that the procedures for adding summaries and heads/stack-descriptors are guarded. I.e. the procedure only processes the new object if it had not already been added; if it had already been added, the procedure will return after constant time.

So we consider the cases when the created object is new. For each *new* head/stack-descriptor pair, ProcessHeadWithDescriptor will check it against every rule and for each rule may attempt to create a new object. Disregarding the result of the calls to create *new* objects (with calls to create old objects returning in constant time), the run-time of this procedure will thus be bounded by  $O(|\mathcal{R}|)$ . Likewise each time a *new* stack descriptor is added, AddStackDescriptor will compare it against existing summary edges and so run in time  $O(Z)$ .

Similarly the run-time of a call to AddSummary on a new summary edge (disregarding run-times to calls from this procedure that create *new* objects) is  $O(Z)$  since the new summary edge will, at worst, be compared against every possible stack-descriptor.

Thus creating a new object takes at most  $O(Z \cdot |\mathcal{R}|)$  time and new objects are created only during the call to a procedure that itself is creating a new object. Thus the overall run-time is bounded by  $O(Z \cdot Z \cdot |\mathcal{R}|)$  and so is polynomial.

**6.3. Extracting the Guarded CPDA.** Let  $\mathcal{G} = (H, E, B)$  be an approximate reachability graph for  $\mathcal{C}$ . Let  $\text{Heads}(\mathcal{E})$  be the set of heads of error configurations, *i.e.*  $\text{Heads}(\mathcal{E}) = \{(p_{err}, a) \mid a \in \Sigma\}$ . We do a simple backwards reachability computation on the finite graph  $\mathcal{G}$  to compute  $\text{BackRules}(\mathcal{G})$ , defined to be the smallest set satisfying:

$$\begin{aligned} \text{BackRules}(\mathcal{G}) = & \{e \in E \mid e = (h, r, h') \in E \text{ for some } h' \in \text{Heads}(\mathcal{E})\} \cup \\ & \{e \in E \mid e = (h, r, h') \in E \text{ for some } (h', \_, \_) \in \text{BackRules}(\mathcal{G})\} \end{aligned}$$

The CPDS rules occurring in the triples in  $\text{BackRules}(\mathcal{G})$  can be used to define a pruned CPDS that is safe if and only if the original also is. However, the approximate reachability

graph provides enough information to construct a guarded CPDS whose guards are non-trivial. It is clear that the following set  $\text{BackRulesG}(\mathcal{G})$  of *guarded* rules can be computed:

$$\left\{ p \rightarrow P \mid (-, p \rightarrow P, -) \in \text{BackRules}(\mathcal{G}) \right\} \cup \left\{ (p, a, o', p') \mid \begin{array}{l} (-, (p, a, o, p'), -) \in \text{BackRules}(\mathcal{G}) \text{ and} \\ o' = \begin{cases} o^S & \text{if } o \text{ is a pop or a collapse and } S \text{ is} \\ \left\{ b \in \Sigma \mid ((p, a), r, (p', b)) \in E \right\} & \\ \text{with } r = (p, a, o, p') \\ o & \text{if } o \text{ is a rewrite or push} \end{cases} \end{array} \right\}$$

These rules define a GCPDS on which C-SHORE finally performs saturation.

**Lemma 6.6.** *The GCPDS  $\mathcal{C}'$  defined using the rules  $\text{BackRulesG}(\mathcal{G})$  satisfies:*

$$\text{Post}_{\mathcal{C}'}^* \cap \text{Pre}_{\mathcal{C}'}^*(\mathcal{E}) \subseteq \text{Pre}_{\mathcal{C}'}^*(\mathcal{E}) \subseteq \text{Pre}_{\mathcal{C}}^*(\mathcal{E})$$

*Proof.*  $\text{Pre}_{\mathcal{C}'}^*(\mathcal{E}) \subseteq \text{Pre}_{\mathcal{C}}^*(\mathcal{E})$  is trivial since  $\text{Triv}(\mathcal{C}')$  is a subset of the rules for  $\mathcal{C}$ .

Now suppose that  $\langle p, u \rangle \in \text{Post}_{\mathcal{C}'}^* \cap \text{Pre}_{\mathcal{C}'}^*(\mathcal{E})$ . By (i) in the definition of approximate reachability graphs it must be the case that  $\langle p, \text{top}_1(u) \rangle \in H$  (since  $\langle p, u \rangle \in \text{Post}_{\mathcal{C}'}^*$ ).

Since  $\langle p, u \rangle \in \text{Pre}_{\mathcal{C}'}^*(\mathcal{E})$  we must also have  $\langle p, u \rangle \in \text{Pre}_{\mathcal{C}}^\alpha(\mathcal{E})$ . That is,  $\langle p, u \rangle$  reaches  $\mathcal{E}$  in  $\alpha$  steps. We induct over  $\alpha$ .

When  $\alpha = 0$  we have  $u \in \mathcal{L}_{q_p}(\mathcal{E})$  and the result is immediate. Otherwise, for  $(\alpha + 1)$ , there are two cases. When  $\langle p, u \rangle \rightarrow C \subseteq \text{Pre}_{\mathcal{C}}^\alpha(\mathcal{E})$  via a rule  $r = p \rightarrow P$  we have by induction  $C \subseteq \text{Pre}_{\mathcal{C}'}^*(\mathcal{E})$  and by (i) and (ii) in the definition of approximate reachability graph,  $h = \langle p, \text{top}_1(u) \rangle \in H$  and  $(h, r, h') \in E$  for every  $h' = \langle p', \text{top}_1(u) \rangle$  with  $p' \in P$ . In the second case we have  $\langle p, u \rangle \rightarrow \langle p', o(u) \rangle$  by a rule  $r = (p, a, o, p')$  and by induction  $\langle p', o(u) \rangle \in \text{Pre}_{\mathcal{C}'}^*(\mathcal{E})$ . Furthermore, by (i) and (ii) in the definition of approximate reachability graphs we have  $h = \langle p, \text{top}_1(u) \rangle \in H$  and  $(h, r, h') \in E$  where  $h' = \langle p, \text{top}_1(o(u)) \rangle$ . Thus one can verify  $(-, r, -) \in \text{BackRules}(\mathcal{G})$ .

Thus when  $r$  is alternating or  $o$  is neither a *pop* nor *collapse* operation  $r' = r$  will itself occur as a rule of  $\mathcal{C}'$ . Otherwise  $r' = (p, a, o^S, p')$  will be in  $\mathcal{C}'$  where  $\text{top}_1(u) \in S$ . Thus applying  $r'$  to  $\langle p, u \rangle$  witnesses  $\langle p, u \rangle \in \text{Pre}_{\mathcal{C}'}^*(\mathcal{E})$ , as required.  $\square$

## 7. EFFICIENT FIXED POINT COMPUTATION

We introduce an efficient method of computing the fixed point in Section 4, inspired by Schwoon *et al.*'s algorithm for alternating (order-1) pushdown systems [30]. Rather than checking all CPDS rules at each iteration, we fully process *all* consequences of each new transition at once. New transitions are kept in a set  $\Delta_{\text{new}}$  (implemented as a stack), processed, then moved to a set  $\Delta_{\text{done}}$ , which forms the transition relation of the final stack automaton. We assume w.l.o.g. that a character's link order is determined by the character. This is true for all CPDSs obtained from HORSs.

In the case of rewrite, pop and collapse rules, new transitions only depend ultimately on a single existing transition or state, hence processing the consequences of new transitions is straightforward. The key difficulty is in the push rules and the alternating rules, for which new transitions depend on *sets* of existing transitions. For example, given a rule  $(p, a, \text{push}_k, p')$ , processing a transition with  $n$ -expansion  $q_{p'} \xrightarrow[Q_{\text{col}}]{a} (Q_1, \dots, Q_k, \dots, Q_n)$

‘once and once only’ must somehow include adding transitions whenever there is a set of transitions with strict  $(k, Q_k)$ -expansion  $Q_k \xrightarrow[Q'_{col}]{a} (Q'_1, \dots, Q'_k)$  in  $A_i$  either now *or in the future*. We discuss new notation required for our implementation of this before describing our algorithms.

**7.1. Notation.** To solve the problem of adding transitions depending on sets of transitions we use the notions below.

We first introduce some notation for referring to sets of transitions from  $Q_k$ . When  $k = 1$  we write  $Q_1 \xrightarrow[Q_{col}]{a} Q'_1$  to indicate the property that there exists some  $T \subseteq \Delta_1$  with strict  $(1, Q_1)$ -expansion  $Q_1 \xrightarrow[Q_{col}]{a} (Q'_1)$ . When  $k > 1$  we write  $Q_k \xrightarrow[Q_{col}]{Q_{k-1}} Q'_k$  to denote the existence of a set of transitions  $T \subseteq \Delta_k$  such that  $Q_k = \left\{ q \mid q \xrightarrow{q'} Q \in T \right\}$  and  $Q_{k-1} = \left\{ q' \mid q \xrightarrow{q'} Q \in T \right\}$  and  $Q'_k = \bigcup_{q \xrightarrow{q'} Q \in T} Q$ . In both cases, we will say that  $T$  *witnesses* the existence of  $Q_1 \xrightarrow[Q_{col}]{a} Q'_1$  or  $Q_k \xrightarrow[Q_{col}]{Q_{k-1}} Q'_k$ .

When  $t$  is processed, we create a *trip-wire*, consisting of a *source* and a *target*. A *target* collects transitions from a given set of states (such as  $Q_k$  above), whilst a *source* describes how such a collection could be used to form a new transition according to a *push* saturation step. For the purposes of the following definition, let  $\mathbb{Q}_0 = \{\perp\}$ .

**Definition 7.1.** An *order- $k$  source* for  $k \geq 1$  is a tuple  $(e_k, q_{k-1}, a, Q_k)$  in  $(\mathcal{P} \times Q_{k+1} \times \dots \times Q_n) \times (\mathbb{Q}_{k-1} \cup \{\perp\}) \times \Sigma \times 2^{\mathbb{Q}^k}$ . An *order- $k$  target* is a tuple

$$\begin{cases} (Q_k, Q_k^C, Q_{lbl}, Q'_k) \in 2^{\mathbb{Q}^k} \times 2^{\mathbb{Q}^k} \times 2^{\mathbb{Q}^{k-1}} \times 2^{\mathbb{Q}^k} & \text{if } k \geq 2, \\ (Q_1, Q_1^C, a, Q_{col}, Q'_1) \in \bigcup_{k'=2}^n (2^{\mathbb{Q}^1} \times 2^{\mathbb{Q}^1} \times \Sigma \times 2^{\mathbb{Q}^{k'}} \times 2^{\mathbb{Q}^1}) & \text{if } k = 1. \end{cases}$$

The set  $Q_k^C$  is a *countdown* containing states in  $Q_k$  still awaiting a transition. We always have  $Q_k^C \subseteq Q_k$  and  $(Q_k \setminus Q_k^C) \xrightarrow{Q_{lbl}} Q'_k$ . Likewise, an order-1 target  $(Q_1, Q_1^C, a, Q_{col}, Q_1)$  will satisfy  $(Q_1 \setminus Q_1^C) \xrightarrow[Q_{col}]{a} Q'_1$ . A target is *complete* if  $Q_k^C = \emptyset$  or  $Q_1^C = \emptyset$ . We say a source  $(e_k, q_{k-1}, a, Q_k)$  *matches* complete targets of the form  $(Q'_k, \emptyset, Q_{lbl}, Q'_k)$  or  $(Q_k, \emptyset, a, Q_{col}, Q'_1)$ .

A *trip-wire* of order- $k$  is an order- $k$  source-target pair which can take two forms:  $((-, -, -, Q_k), (Q_k, -, -, -))$  when  $k \geq 2$  or  $((-, -, a, Q_k), (Q_k, -, a, -, -))$  when  $k = 1$ . When the target in a trip-wire is *complete*, the action specified by its source is triggered, which we now sketch.

An order- $k$  *source* for  $k \geq 2$  describes how an order- $(k-1)$  source should be created from a complete target, propagating the computation to the level below, and an order-1 source describes how new transitions should be created from a complete target. That is, when we have a source  $(e_k, -, a, Q_k)$  (we hide the second component for simplicity of description) and an associated target  $(Q_k, \emptyset, Q_{lbl}, Q'_k)$  this means we have found a set of transitions witnessing  $Q_k \xrightarrow{Q_{lbl}} Q'_k$  and should now look for transitions from  $Q_{lbl}$ . Hence the algorithm creates a new source and target for the order- $(k-1)$  state-set  $Q_{lbl}$ . When this process reaches order-1, new transitions are created. This results in the construction of the  $\tau'$  from a *push* saturation



step. In particular, given the complete trip-wire  $((e_1, \perp, a, Q_1), (Q_1, \emptyset, a, Q_{col}, Q'_1))$  where  $e_1 = (p, Q_2, \dots, Q_n)$  we add  $q_p \xrightarrow[Q_{col}]{a} (Q'_1, Q_2, \dots, Q_n)$ .

---

**Algorithm 7** Computing  $Pre_C^*(A_0)$ 


---

Let  $\Delta_{done} = \emptyset$ ,  $\Delta_{new} = \bigcup_{k \in \{1, \dots, n\}} \Delta_k$ ,  $\mathcal{U}_{src}[k] = \emptyset$ ,  $\mathcal{U}_{targ}[k] = \{(\emptyset, \emptyset, \emptyset, \emptyset)\}$  for each  $n \geq k > 1$  and  $\mathcal{U}_{targ}[1] = \{(\emptyset, \emptyset, a, \emptyset, \emptyset) \mid a \in \Sigma\}$ .

**for**  $r = (p, a, pop_n, p') \in \mathcal{R}$  **do**

AddToWorklist  $\left( q_p \xrightarrow[\emptyset]{a} (\emptyset, \dots, \emptyset, \{q_{p'}\}), r \right)$

**for**  $r = (p, a, collapse_n, p') \in \mathcal{R}$  **do**

AddToWorklist  $\left( q_p \xrightarrow[\{q_{p'}\}]{a} (\emptyset, \dots, \emptyset), r \right)$

**for**  $r = p \rightarrow P \in \mathcal{R}$  and  $a \in \Sigma$  **do**

CreateTripWire  $(p, \perp, a, Q, r)$  where  $Q = \{q_{p'} \mid p' \in P\}$

**while**  $\exists t \in \Delta_{new}$  **do**

UpdateRules  $(t)$

UpdateTripWires  $(t)$

Move  $t$  from  $\Delta_{new}$  to  $\Delta_{done}$

---



---

**Algorithm 8** UpdateRules  $(t)$ 


---

**Require:** A transition  $t$  to be processed against  $\Delta_{done}$

**if**  $t$  is an order- $k$  transition  $q_k \xrightarrow{q_{k-1}} Q_k$  for some  $k \in \{2, \dots, n\}$  **then**

Suppose  $q_k$  has  $n$ -expansion  $q_{p'} \xrightarrow{q_k} (Q_{k+1}, \dots, Q_n)$

**for**  $p \in \mathcal{P}$  and  $a \in \Sigma$  such that  $r = (p, a, pop_{k-1}, p') \in \mathcal{R}$  **do**

AddToWorklist  $\left( q_p \xrightarrow[Q_{col}]{a} (\emptyset, \dots, \emptyset, \{q_{k-1}\}, Q_k, \dots, Q_n), r \right)$

**for**  $p \in \mathcal{P}$  and  $a \in \Sigma$  such that  $r = (p, a, collapse_{k-1}, p') \in \mathcal{R}$  **do**

AddToWorklist  $\left( q_p \xrightarrow[\{q_{k-1}\}]{a} (\emptyset, \dots, \emptyset, Q_k, \dots, Q_n), r \right)$

**for**  $p \in \mathcal{P}$  and  $a \in \Sigma$  such that  $r = (p, a, push_k, p') \in \mathcal{R}$  **do**

CreateTripWire  $((p, Q_{k+1}, \dots, Q_n), q_{k-1}, a, Q_k, (r, t))$

**else if**  $t$  is an order-1 transition with  $n$ -expansion  $q_{p'} \xrightarrow[Q_{col}]{b} (Q_1, \dots, Q_n)$  **then**

**for**  $p \in \mathcal{P}$  and  $a \in \Sigma$  such that  $r = (p, a, rew_b, p') \in \mathcal{R}$  **do**

AddToWorklist  $\left( q_p \xrightarrow[Q_{col}]{a} (Q_1, \dots, Q_n), (r, t) \right)$

**for**  $p \in \mathcal{P}$  and  $a \in \Sigma$  such that  $r = (p, a, push_b^k, p') \in \mathcal{R}$  **do**

Let  $e_1 = (p, Q_2, \dots, Q_{k-1}, Q_k \cup Q_{col}, Q_{k+1}, \dots, Q_n)$

CreateTripWire  $(e_1, \perp, a, Q_1, (r, t))$

---

---

**Algorithm 9** UpdateTripWires  $\left( \tau = \left( q_p \xrightarrow[Q_{col}]{a} (Q_1, \dots, Q_n) \right) \right)$

---

**for** order- $k$   $t_k \in \text{Extract}(\tau)$  where  $t_k = q_k \xrightarrow{q_{k-1}} Q_k$  or  $t_k = q_k \xrightarrow[Q_{col}]{a} Q_k$  **do**  
     **for**  $targ \in \mathcal{U}_{targ}[k]$  with  $targ = (-, Q_{k'}^C, -, -)$  or  $(-, Q_{k'}^C, a, -, -)$  and  $q_k \in Q_{k'}^C$  **do**  
         ProcTargAgainstTran( $targ, t_k$ )

---

**Algorithm 10** CreateTripWire( $e_k, q_{k-1}, a, Q_k, jus$ )

---

**if**  $(e_k, q_{k-1}, a, Q_k) \notin \mathcal{U}_{src}[k]$  **then**  
     Add  $src = (e_k, q_{k-1}, a, Q_k)$  to  $\mathcal{U}_{src}[k]$ , set  $J(src) = jus$   
     Let  $targ = (Q_k, Q_k, \emptyset, \emptyset)$  if  $k > 1$  or  $(Q_k, Q_k, a, \emptyset, \emptyset)$  if  $k = 1$   
     **if**  $targ \in \mathcal{U}_{targ}[k]$  **then**  
         **for** each *complete* target  $targ$  matching  $src$  **do**  
             ProcSourceCompleteTarg( $src, targ$ )  
     **else**  
         AddTarget( $targ, k$ )  
         set  $J(targ) = \emptyset$

---

**Algorithm 11** ProcTargAgainstTran( $targ, t$ )

---

Suppose  $\begin{cases} t = q_k \xrightarrow{q_{k-1}} Q_k'' \text{ and } targ = (Q_k, Q_k^C, Q_{lbl}, Q_k') & \text{if } k \geq 2 \\ t = q_1 \xrightarrow[Q_{col}]{a} Q_1'' \text{ and } targ = (Q_1, Q_1^C, a, Q_{lbl}, Q_1') & \text{if } k = 1 \end{cases}$   
     Let  $targ' = \begin{cases} (Q_k, Q_k^C \setminus \{q_k\}, Q_{lbl} \cup \{q_{k-1}\}, Q_k' \cup Q_k'') & \text{if } k \geq 2 \\ (Q_1, Q_1^C \setminus \{q_1\}, a, Q_{lbl} \cup Q_{col}, Q_1' \cup Q_1'') & \text{if } k = 1 \end{cases}$   
     **if**  $q_k \in Q_k^C$  and  $targ' \notin \mathcal{U}_{targ}[k]$  **then**  
         AddTarget( $targ', k$ ); if  $k = 1$ , set  $J(targ') = J(targ) \cup \{t\}$   
     **if**  $Q_k^C \setminus \{q_k\} = \emptyset$  **then**  
         **for** each source  $src \in \mathcal{U}_{src}[k]$  that matches  $targ'$  **do**  
             ProcSourceCompleteTarg( $src, targ'$ )

---

**Algorithm 12** ProcSourceCompleteTarg( $src, comp\_targ$ )

---

**Require:** An order- $k$  source of the form  $src = (e_k, q_{k-1}, a, Q_k)$  with  $e = (p, Q_{k+1}, \dots, Q_n)$  and an order- $k$  complete target of the form  $comp\_targ = (Q_k, \emptyset, Q_{lbl}, Q_k')$  when  $k \geq 2$  and  $(Q_1, \emptyset, a, Q_{lbl}, Q_1')$  when  $k = 1$   
     **if**  $k \geq 2$  **then**  
         Let  $e_{k-1} = (p, Q_k', Q_{k+1}, \dots, Q_n)$   
         CreateTripWire( $e_{k-1}, \perp, a, Q_{lbl} \cup S, J(src)$ ) where  $S = \{q_{k-1} \mid q_{k-1} \neq \perp\}$   
     **else if**  $k = 1$  **then**  
         Suppose  $J(comp\_targ) = T$   
         AddToWorklist  $\left( q_p \xrightarrow[Q_{lbl}]{a} (Q_1', Q_2, \dots, Q_n), jus \right)$  where  $jus = \begin{cases} (r, t, T) & J(src) = (r, t) \\ (r, T) & J(src) = r \end{cases}$

---

---

**Algorithm 13** AddToWorklist( $\tau, jus$ )

---

**Require:** A  $n$ -expansion  $\tau$  and justification  $jus$ .

**for**  $t \in \text{Extract}(\tau)$  such that  $t \notin \Delta_{done} \cup \Delta_{new}$  **do**  
 Add  $t$  to  $\Delta_{new}$  and set  $J(t) = (jus, |\Delta_{new} \cup \Delta_{done}|)$  if  $t$  is order-1

---



---

**Algorithm 14** AddTarget( $targ, k$ )

---

**if**  $targ \notin \mathcal{U}_{targ}[k]$  **then**  
 Add  $targ$  to  $\mathcal{U}_{targ}[k]$   
**for**  $t' \in \Delta_{done}$  **do**  
 ProcTargAgainstTran( $targ, t'$ )

---

**7.2. Algorithms.** For convenience we introduce another piece of notation. Let the function  $\text{Extract}$  obtain from an  $n$ -expansion  $q \xrightarrow[Q_{col}]{a} (Q_1, \dots, Q_n)$  its (unique) corresponding set of transitions. For example,  $\text{Extract}\left(q_3 \xrightarrow[Q_{col}]{a} (Q_1, Q_2, Q_3)\right)$  will return a set containing  $q_3 \xrightarrow{q_2} Q_3$  and  $q_2 \xrightarrow{q_1} Q_2$  and  $q_1 \xrightarrow[Q_{col}]{a} Q_1$  for some  $q_2$  and  $q_1$ .

Algorithm 7 gives the main loop and introduces the global sets of transitions  $\Delta_{done}$  and  $\Delta_{new}$ , and two arrays  $\mathcal{U}_{src}[k]$  and  $\mathcal{U}_{targ}[k]$  containing sources and targets for each order. The algorithm processes  $pop_n$  and  $collapse_n$  rules like the naive algorithm and creates trip-wires for the alternating transitions. Algorithm 8 gives the main steps processing a new transition. In most cases a new transition is created, however, for *push* rules we create a trip-wire. We describe some of the algorithms informally below.

In  $\text{CreateTripWire}$  we create a trip-wire with a new target  $(Q_k, Q_k, \emptyset, \emptyset)$ . This is added using an  $\text{AddTarget}$  procedure which also checks  $\Delta_{done}$  to create further targets. E.g., a new target  $(Q_k, Q_k^C, Q_{lbl}, Q'_k)$  combines with an existing  $q_k \xrightarrow{q_{k-1}} Q'_k$  to create a new target  $(Q, Q_k^C \setminus \{q_k\}, Q_{lbl} \cup \{q_{k-1}\}, Q'_k \cup Q''_k)$ . (This step corrects a bug of Schwoon *et al.*) Similarly  $\text{UpdateTripWires}$  updates existing targets by new transitions. In all cases, when a source and matching complete target are created, we perform the propagations as above.

**Proposition 7.2.** *Given a CPDS  $\mathcal{C}$  and stack automaton  $A_0$ , let  $A$  be the result of Algorithm 7. We have  $w \in \mathcal{L}_p(A)$  iff  $\langle p, w \rangle \in \text{Pre}_c^*(A_0)$ .  $\square$*

**7.3. Correctness.** We prove Proposition 7.2. I.e., that the fast algorithm is correct. The proof is in two parts in the following sub-sections; in particular in Lemma 7.10 and Lemma 7.5.

In the sequel, we fix the following notation. Let  $(A_i)_{i \geq 0}$  be the sequence of automata constructed by the naive fixed point algorithm. Then, let  $(\Delta_{done}^j)_{j \geq 0}$  be the sequence of sets of transitions such that  $\Delta_{done}^j$  is  $\Delta_{done}$  after  $j$  iterations of the main loop of Algorithm 7. Similarly, define  $\mathcal{U}_{src}^j[k]$  and  $\mathcal{U}_{targ}^j[k]$ .

7.3.1. *Soundness.* We prove that the algorithm is sound. First, we show two preliminary lemmas about the data-structures maintained by the algorithm.

**Lemma 7.3.** *For all  $j \geq 0$  and  $k \in \{2, \dots, n\}$ , if  $(Q_k, Q_k \setminus Q_k^\circ, Q_k^\circ, Q_{k-1}^\circ, Q_k^{\circ'}) \in \mathcal{U}_{targ}^j[k]$  with  $Q_k^\circ \subseteq Q_k$ , then we have some  $T \subseteq \Delta_{done}^j$  that witnesses  $Q_k^\circ \xrightarrow{Q_{k-1}^\circ} Q_k^{\circ'}$ .*

*Proof.* We proceed by induction over  $j$  and the order in which targets are created. In the base case we only have  $(\emptyset, \emptyset, \emptyset, \emptyset) \in \mathcal{U}_{targ}^0[k]$ . Setting  $T = \emptyset$  witnesses  $\emptyset \xrightarrow{\emptyset} \emptyset$ .

In the inductive case, consider the location of the call to AddTarget: CreateTripWire or ProcTargAgainstTran. When we are in CreateTripWire, we have a target of the form  $(Q_k, Q_k, \emptyset, \emptyset)$ , hence  $Q_k^\circ = \emptyset$  and we trivially have  $T = \emptyset \subseteq \Delta_{done}^j$  witnessing  $\emptyset \xrightarrow{\emptyset} \emptyset$ .

Otherwise the call is from ProcTargAgainstTran against a transition  $t = (q_k \xrightarrow{q_{k-1}} Q_k'')$  and a target  $targ = (Q_k, Q_k \setminus Q_k^\circ, Q_k^\circ, Q_{k-1}^\circ, Q_k^{\circ'})$  already in  $\mathcal{U}_{targ}^{j-1}$ . Hence, by induction, we know that there is some  $T \subseteq \Delta_{done}^j[k]$  witnessing  $Q_k^\circ \xrightarrow{Q_{k-1}^\circ} Q_k^{\circ'}$ . The transition  $t$  is either already in  $\Delta_{done}^j$  or will be moved there at the end of the  $j$ th iteration. Combining  $t$  with  $T$  we have  $T \cup \{t\} \subseteq \Delta_{done}^j$  witnessing  $Q_k^\circ \cup \{q_k\} \xrightarrow{Q_{k-1}^\circ \cup \{q_{k-1}\}} Q_k^{\circ'} \cup Q_k''$ . Since the new target added is  $(Q_k, Q_k \setminus (Q_k^\circ \cup \{q_k\}), Q_{col}^\circ \cup \{q_{k-1}\}, Q_k^{\circ'} \cup Q_k'')$  we are done.  $\square$

**Lemma 7.4.** *For all  $j \geq 0$ , if  $(Q_1, Q_1 \setminus Q_1^\circ, a, Q_{col}^\circ, Q_1^{\circ'}) \in \mathcal{U}_{targ}^j[1]$  with  $Q_1^\circ \subseteq Q_1$ , then we have some  $T \subseteq \Delta_{done}^j$  that witnesses  $Q_1^\circ \xrightarrow{Q_{col}^\circ} Q_1^{\circ'}$ .*

*Proof.* The proof is essentially the same as the order- $k$  case above. We proceed by induction over  $j$  and the order in which targets are created. In the base case we only have  $(\emptyset, \emptyset, a, \emptyset, \emptyset) \in \mathcal{U}_{targ}^0[1]$ . The set  $T = \emptyset$  witnesses  $\emptyset \xrightarrow{\emptyset} \emptyset$ .

In the inductive case, consider the location of the call to AddTarget: CreateTripWire or ProcTargAgainstTran. When in CreateTripWire, we have a target of the form  $(Q_1, Q_1, a, \emptyset, \emptyset)$ , hence  $Q_1^\circ = \emptyset$  and we trivially have  $T = \emptyset \subseteq \Delta_{done}^j$  witnessing  $\emptyset \xrightarrow{\emptyset} \emptyset$ .

Otherwise the call is from ProcTargAgainstTran called with a transition  $t = (q_1 \xrightarrow{a} Q_1'')$  and a target  $targ = (Q_1, Q_1 \setminus Q_1^\circ, a, Q_{col}^\circ, Q_1^{\circ'})$  already in  $\mathcal{U}_{targ}^{j-1}$ . Hence, by induction, we know that there is some  $T \subseteq \Delta_{done}^j[1]$  witnessing  $Q_1^\circ \xrightarrow{Q_{col}^\circ} Q_1^{\circ'}$ . The transition  $t$  is either already in  $\Delta_{done}^j$  or will be moved there at the end of the  $j$ th iteration. Combining  $t$  with  $T$  we have  $T \cup \{t\} \subseteq \Delta_{done}^j$  witnessing  $Q_1^\circ \cup \{q_1\} \xrightarrow{Q_{col}^\circ \cup Q_{col}} Q_1^{\circ'} \cup Q_1''$ . Since the new target is  $(Q_1, Q_1 \setminus (Q_1^\circ \cup \{q_1\}), a, Q_{col} \cup Q_{col}^\circ, Q_1^{\circ'} \cup Q_1'')$  we are done.  $\square$

We are now ready to prove the algorithm is sound.

**Lemma 7.5.** *Given a CPDS  $\mathcal{C}$  and stack automaton  $A_0$ , let  $A$  be the result of Algorithm 7. We have  $w \in \mathcal{L}_p(A)$  implies  $\langle p, w \rangle \in Pre_C^*(A_0)$ .*

*Proof.* We proceed by induction over  $j$  and show every transition appearing in  $\Delta_{done}^j$  appears in  $A_i$  for some  $i$ . This gives the lemma.

When  $j = 0$  the property is immediate, since the only transitions added are already in  $A_0$ , or added to  $A_1$  during the first processing of the  $pop_n$  and  $collapse_n$  rules.

In the inductive step, we consider some  $t$  first appearing in  $\Delta_{new}^j$  (and thus, eventually in  $\Delta_{done}^{j'}$  for some  $j'$ ). There are several cases depending on how  $t$  was added to  $\Delta_{new}$  (i.e. from where `AddToWorklist` was called). We consider the simple cases first. In all the following cases,  $t$  was added during `UpdateRules` called with a transition  $t'$  appearing in  $\Delta_{new}^{j-1}$ .

- Suppose  $t' = \left( q_k \xrightarrow{q_{k-1}} Q_k \right)$  and  $q_k$  has  $n$ -expansion  $q_{p'} \xrightarrow{q_k} (Q_{k+1}, \dots, Q_n)$ . Moreover, suppose  $t \in \text{Extract}(\tau)$  where

$$\tau = \left( q_p \xrightarrow[Q_{col}]{a} (\emptyset, \dots, \emptyset, \{q_{k-1}\}, Q_k, \dots, Q_n) \right)$$

was added during the processing of  $q_{k-1}$  against a  $pop_{k-1}$  rule. By induction  $t'$  appears in  $A_i$  for some  $i$ , and hence the transitions in  $\text{Extract}(\tau)$  (and hence  $t$ ) are present in  $A_{i+1}$ .

- Suppose  $t' = \left( q_k \xrightarrow{q_{k-1}} Q_k \right)$  where  $q_k$  has  $n$ -expansion  $q_{p'} \xrightarrow{q_k} (Q_{k+1}, \dots, Q_n)$ . Moreover,  $t \in \text{Extract}(\tau)$  where

$$\tau = \left( q_p \xrightarrow[\{q_{k-1}\}]{a} (\emptyset, \dots, \emptyset, Q_k, \dots, Q_n) \right)$$

was added during the processing of  $q_{k-1}$  against a  $collapse_{k-1}$  rule. By induction  $t'$  appears in  $A_i$  for some  $i$  and hence the transitions in  $\text{Extract}(\tau)$  (and hence  $t$ ) are present in  $A_{i+1}$ .

- Suppose  $t' = \left( q_1 \xrightarrow[Q_{col}]{b} Q_1 \right)$  has  $n$ -expansion  $q_{p'} \xrightarrow[Q_{col}]{b} (Q_1, \dots, Q_n)$  and  $t \in \text{Extract}(\tau)$

where  $\tau = \left( q_p \xrightarrow[Q_{col}]{a} (Q_1, \dots, Q_n) \right)$  was added during the processing of  $t'$  against a  $rew_b$  rule. By induction  $t'$  appears in  $A_i$  for some  $i$ , and hence the transitions in  $\text{Extract}(\tau)$  (and hence  $t$ ) are present in  $A_{i+1}$ .

In the final case, `AddToWorklist` is called during `ProcSourceCompleteTarg`. There are two cases depending on the provenance of the source. In the first case, the source was added by a call to `CreateTripWire` from `UpdateRules` while processing a  $push_b^k$  rule against

$t' = \left( q_1 \xrightarrow[Q_{col}]{b} Q_1 \right)$  with  $n$ -expansion  $q_{p'} \xrightarrow[Q_{col}]{b} (Q_1, \dots, Q_n)$ . Therefore,  $t \in \text{Extract}(\tau)$

where

$$\tau = \left( q_p \xrightarrow[Q'_{col}]{a} (Q'_1, Q_2, \dots, Q_{k-1}, Q_k \cup Q_{col}, Q_{k+1}, Q_n) \right)$$

was added from a source  $(e_1, \perp, a, Q_1) \in \mathcal{U}_{src}^j[1]$  with

$$e_1 = (p, Q_2, \dots, Q_{k-1}, Q_k \cup Q_{col}, Q_{k+1}, \dots, Q_n) .$$

By induction, from  $t'$  we know that  $q_{p'} \xrightarrow[Q_{col}]{b} (Q_1, \dots, Q_n)$  was added to  $A_i$  for some  $i$ . Now, consider the target  $(Q_1, \emptyset, a, Q'_{col}, Q'_1) \in \mathcal{U}_{targ}^j[1]$  that was combined with the source to add the new transition. By Lemma 7.4 we have some  $T \subseteq \Delta_{done}^j$  witnessing  $Q_1 \xrightarrow[Q'_{col}]{a} Q'_1$  and

hence (since all transitions in  $\Delta_{done}^j$  passed through  $\Delta_{new}$ ) by induction we have that the transitions in  $T$  are in  $A_{i'}$  for some  $i'$ . Hence, in  $A_{\max(i,i')+1}$  we have  $t$  as required.

In the second case we have a source  $(e_1, \perp, a, Q_1^s) \in \mathcal{U}_{src}^j[1]$  and a complete target of the form  $(Q_1^s, \emptyset, a, Q_{col}^t, Q_1^{t'}) \in \mathcal{U}_{targ}^j[1]$  and the source derived from a call to `CreateTripWire` in `ProcSourceCompleteTarg`. Note, by Lemma 7.4 we have some subset of  $\Delta_{done}^j$  witnessing  $Q_1^s \xrightarrow[Q_{col}^t]{a} Q_1^{t'}$ . The call to `CreateTripWire` implies we have a source  $(e_2, q'_1, a, Q_2^s) \in \mathcal{U}_{src}^j[2]$  and complete target of the form  $(Q_2^s, \emptyset, Q_2^t, Q_2^{t'}) \in \mathcal{U}_{targ}^j[2]$ , with  $Q_1^s = Q_1^t \cup S_1$  where  $S_1 = \{q'_1 \mid q'_1 \neq \perp\}$  and  $e_1$  is  $e_2$  with the additional order-2 component  $Q_2^{t'}$ . That is if  $e_2 = (p, Q_3, \dots, Q_n)$  then  $e_1 = (p, Q_2^{t'}, Q_3, \dots, Q_n)$ . The proof will now iterate  $k = 2, 3, \dots$  until a source is discovered that was added during a call to `CreateTripWire` from `UpdateRules` while processing some  $push_{k'}$  rule or alternating rule. Note that sources not added by  $push_b^k$  rules can only be added in this way and, for all  $k < k'$ , the second component of the source  $(q'_{k-1})$  will be  $\perp$ .

Hence, inductively, we have a source  $src = (e_k, q'_{k-1}, a, Q_k^s) \in \mathcal{U}_{src}^j[k]$  and complete target  $(Q_k^s, \emptyset, Q_{k-1}^t, Q_k^{t'}) \in \mathcal{U}_{targ}^j[k]$  with  $Q_{k-1}^s = Q_{k-1}^t \cup S_{k-1}$  where  $S_{k-1} = \{q'_{k-1} \mid q'_{k-1} \neq \perp\}$  and  $e_{k-1}$  is  $e_k$  with the additional order- $k$  component  $Q_k^{t'}$ .

Furthermore, by Lemma 7.3 we have some subset of  $\Delta_{done}^j$  witnessing  $Q_k^s \xrightarrow{Q_{k-1}^t} Q_k^{t'}$ .

In the first case, suppose  $src$  was added due to a call to `CreateTripWire` in a call to `ProcSourceCompleteTarg`. The call to `CreateTripWire` implies we have a source of the form  $(e_{k+1}, q'_k, a, Q_{k+1}^s) \in \mathcal{U}_{src}^j[k+1]$  and complete target  $(Q_{k+1}^s, \emptyset, Q_k^t, Q_{k+1}^{t'}) \in \mathcal{U}_{targ}^j[k+1]$ , with  $Q_k^s = Q_k^t \cup S_k$  where  $S_k = \{q'_k \mid q'_k \neq \perp\}$  and  $e_k$  is  $e_{k+1}$  with the additional order- $k+1$  component  $Q_{k+1}^{t'}$ .

For the final cases, first suppose that  $src$  was added due to a call to `CreateTripWire` in `UpdateRules` from a  $push_k$  rule. Then we were processing a new transition of the form  $q''_k \xrightarrow{q'_{k-1}} Q_k$  where  $q''_k$  has  $n$ -expansion  $q_{p'} \xrightarrow{q''_k} (Q_{k+1}, \dots, Q_n)$ . Moreover, we have  $e_k = (p, Q_{k+1}, \dots, Q_n)$  and  $q'_{k-1}$  has  $n$ -expansion  $q_{p'} \xrightarrow{q'_{k-1}} (Q_k, \dots, Q_n)$  and  $Q_k^s = Q_k$ . From the induction and since  $q'_{k'} = \perp$  for all  $k' < k$ , we have some order-1 transitions  $T_1 \cup \{t_1\} \subseteq \Delta_{done}^j$  witnessing  $Q_{k-1}^t \cup \{q'_{k-1}\} \xrightarrow[Q_{col}^t]{a} (Q_1^{t'}, \dots, Q_{k-1}^{t'})$  where  $T_1$  witnesses some  $Q_{k-1}^t \xrightarrow[Q'_{col}]{a} (Q'_1, \dots, Q'_{k-1})$  and  $t_1$  witnesses some  $q'_{k-1} \xrightarrow[Q_{col}]{a} (Q_1, \dots, Q_{k-1})$ . Thus, because  $q'_{k-1}$  expands to  $q_{p'} \xrightarrow{q'_{k-1}} (Q_k, \dots, Q_n)$  and  $Q_k^s = Q_k$  and letting  $Q'_k = Q_k^{t'}$ , we have  $t_1$  has  $n$ -expansion

$$q_{p'} \xrightarrow[Q_{col}]{a} (Q_1, \dots, Q_n)$$

and  $T_1$  has strict  $(k, Q_k)$ -expansion

$$Q_k \xrightarrow[Q'_{col}]{a} (Q'_1, \dots, Q'_k)$$

and by induction  $t_1$  and  $T_1$  are in  $A_i$  for some  $i$ . Since we have

$$e_1 = (p, Q_2 \cup Q'_2, \dots, Q_{k-1} \cup Q'_{k-1}, Q'_k, Q_{k+1}, \dots, Q_n)$$

we have  $t \in \text{Extract}(\tau)$  where

$$\tau = \left( q_p \xrightarrow[Q_{col} \cup Q'_{col}]{a} (Q_1 \cup Q'_1, \dots, Q_{k-1} \cup Q'_{k-1}, Q'_k, Q_{k+1}, \dots, Q_n) \right)$$

which was added by the naive saturation algorithm from the  $push_k$  rule and the transitions in  $A_i$ . Hence, we satisfy the lemma.

Otherwise,  $src$  was added due to a call to `CreateTripWire` during initialisation from an alternating rule  $p \rightarrow P$ . Then we have  $k = n$ ,  $e_k = (p)$ ,  $q'_{k-1} = \perp$ , and  $Q_k^s = \{q_{p'} \mid p' \in P\}$ . From the induction we have a set of order-1 transitions  $T \subseteq \Delta_{done}^j$  with strict  $(k-1, Q_{k-1}^t)$ -expansion  $Q_{k-1}^t \xrightarrow[Q_{col}^t]{a} (Q'_1, \dots, Q'_{k-1})$ . Thus  $T$  has the strict  $(k, Q_k^s)$ -expansion (recalling  $k = n$ )  $Q_k^s \xrightarrow[Q_{col}^t]{a} (Q'_1, \dots, Q'_n)$ . Moreover, by induction, we have  $T$  in  $A_i$  for some  $i$ . We added  $t$  as part of  $q_p \xrightarrow[Q_{col}^t]{a} (Q'_1, \dots, Q'_n)$  which was added by the naive saturation algorithm given the alternating rule and transitions in  $A_i$ .  $\square$

**7.3.2. Completeness.** We prove that the algorithm is complete. For this we need some preliminary lemmas stating properties of the data-structures maintained by the algorithm.

**Lemma 7.6.** *For all  $k \geq 2$  and  $j \geq 0$ , all  $T \subseteq \Delta_{done}^j$  witnessing  $Q_k^\diamond \xrightarrow{Q_{k-1}^\diamond} Q'_k$ , and all  $(e_k, q_{k-1}, a, Q_k) \in \mathcal{U}_{src}^j[k]$  such that  $Q_k^\diamond \subseteq Q_k$ , we have  $(Q_k, Q_k \setminus Q_k^\diamond, Q_{k-1}^\diamond, Q'_k)$  in  $\mathcal{U}_{targ}^j[k]$ .*

*Proof.* Let  $j_1$  be the iteration of Algorithm 7 where  $(e_k, q_{k-1}, a, Q_k)$  was first added to  $\mathcal{U}_{src}^{j_1}[k]$ . We perform an induction over  $j_1$ . The base case is trivial. In the inductive case, the only position where a source may be added is in the `CreateTripWire` procedure. After adding the source, we re-establish the induction hypothesis. There are two cases.

Let  $targ = (Q_k, Q_k, \emptyset, \emptyset)$ . If  $targ$  is already in  $\mathcal{U}_{targ}^{j_1}$  then we observe that a target of the form  $(Q_k, Q_k, \dots)$  is only created in `CreateTripWire` (targets are also created in `ProcTargAgainstTran`, but these targets are obtained by removing a state from the second component of an existing target, hence the two first components cannot be equal). This implies there exists a source  $(-, -, -, Q_k) \in \mathcal{U}_{src}^{j'}[k]$  for some  $j' < j_1$ . This gives the result by induction since  $T$  and the desired target depend only on the final component of the source.

If  $targ$  is not in  $\mathcal{U}_{targ}^{j_1}[k]$ , then we add it. Next, split  $T = T_1 \cup T_2$  such that  $T_1$  contains all  $t \in T$  appearing in  $\Delta_{done}^{j_1-1}$ . The balance is contained in  $T_2$ . The algorithm proceeds to call `ProcTargAgainstTran` on  $targ$  and all  $t \in \Delta_{done}^{j_1}$ . In particular, this includes all  $t \in T_1$ .

We aim to prove that, after the execution of this loop, we have  $(Q_k, Q_k \setminus Q_k^1, Q_{k-1}^1, Q_k^{1'}) \in \mathcal{U}_{targ}^{j_1}[k]$  when  $T_1$  witnesses  $Q_k^1 \xrightarrow{Q_{k-1}^1} Q_k^{1'}$ .

Let  $t_1, \dots, t_\ell$  be a linearisation of  $T_1$  in the order they appear in iterations over  $\Delta_{done}$  (we assume a fixed order here for convenience, though the proof can generalise if the order changes between iterations). Additionally, let  $T^z = \{t_1, \dots, t_z\}$  witness  $Q_k^{t_z} \xrightarrow{Q_{k-1}^{t_z}} Q_k^{t'_z}$ . We show after  $T^z$  has been processed, we have  $(Q_k, Q_k \setminus Q_k^{t_z}, Q_{k-1}^{t_z}, Q_k^{t'_z}) \in \mathcal{U}_{targ}^{j_1}[k]$ . This gives us the property once  $z = \ell$ . That is  $T^\ell$  witnesses  $Q_k^{t_\ell} \xrightarrow{Q_{k-1}^{t_\ell}} Q_k^{t'_\ell}$  which is  $Q_k^1 \xrightarrow{Q_{k-1}^1} Q_k^{1'}$ .

In the base case  $z = 0$  and we are done. Otherwise, we know that  $targ_z = (Q_k, Q_k \setminus Q_k^{tz}, Q_{k-1}^{tz}, Q_k^{t'_z}) \in \mathcal{U}_{targ}^{j_1}[k]$  and prove the case for  $(z + 1)$ . Consider the call to `AddTarget` that added  $targ_z$ . Now take the iteration against  $\Delta_{done}$  that processes  $t_{z+1}$ . This results in the addition of  $(Q_k, Q_k \setminus Q_k^{t_{z+1}}, Q_{k-1}^{t_{z+1}}, Q_k^{t'_{z+1}})$  as required.

Hence, we have  $(Q_k, Q_k \setminus Q_k^1, Q_{k-1}^1, Q_k^{1'}) \in \mathcal{U}_{targ}^{j_1}[k]$ . Now, let  $t_1, \dots, t_\ell$  be a linearisation of  $T_2$  in the order they are added to  $\Delta_{done}$ . Additionally, we write  $Q_k^{t_z} \xrightarrow{Q_{k-1}^{t_z}} Q_k^{t'_z}$  for the state-sets and transitions witnessed by  $T_1 \cup \{t_1, \dots, t_z\}$ .

We show after  $t_z$  has been added to  $\Delta_{done}$  on the  $j'$ th iteration, we have that  $(Q_k, Q_k \setminus Q_k^{t_z}, Q_{k-1}^{t_z}, Q_k^{t'_z}) \in \mathcal{U}_{targ}^{j'}[k]$  for some  $j'$ . In the base case  $z = 0$  and we are done by the argument above. Otherwise, we know that  $targ_z = (Q_k, Q_k \setminus Q_k^{t_z}, Q_{k-1}^{t_z}, Q_k^{t'_z}) \in \mathcal{U}_{targ}^{j'}[k]$  and prove the case for  $(z + 1)$ . Consider the call to `UpdateTripWires` with  $t_{z+1}$ . This results in the addition of the target  $(Q_k, Q_k \setminus Q_k^{t_{z+1}}, Q_{k-1}^{t_{z+1}}, Q_k^{t'_{z+1}})$  via the call to `ProcTargAgainstTran`. When  $z = \ell$ , we have the lemma as required.  $\square$

**Lemma 7.7.** *For all  $j \geq 0$ , all  $T \subseteq \Delta_{done}^j$  witnessing  $Q_1^\circ \xrightarrow{a}_{Q_{col}^\circ} Q_1'$ , and all  $(e_1, \perp, a, Q_1) \in \mathcal{U}_{src}^j[1]$  such that  $Q_k^\circ \subseteq Q_1$ , we have  $(Q_1, Q_1 \setminus Q_1^\circ, a, Q_{col}^\circ, Q_1')$  in  $\mathcal{U}_{targ}^j[1]$ .*

*Proof.* The proof is essentially the same as the proof when  $k \geq 2$ . Let  $j_1$  be the iteration of Algorithm 7 where  $(e_1, q_{k-1}, a, Q_1)$  was first added to  $\mathcal{U}_{src}^{j_1}[1]$ . We perform an induction over  $j_1$ . In the base case the lemma is trivially true. In the inductive case, the only position where a source may be added is in the `CreateTripWire` procedure. After adding the source, the induction hypothesis needs to be re-established. There are two cases.

Let  $targ = (Q_1, Q_1, a, \emptyset, \emptyset)$ . If  $targ$  is already in  $\mathcal{U}_{targ}^{j_1}$  then we observe that a target of the form  $(Q_1, Q_1, \dots)$  is only created in `CreateTripWire`. This implies the existence of a source  $(-, -, -, Q_1) \in \mathcal{U}_{src}^{j'}[1]$  for some  $j' < j_1$ . This implies the result by induction since neither  $T$  nor the desired target depend any but the final component of the source.

If  $targ$  is not in  $\mathcal{U}_{targ}^{j_1}[1]$ , then we add it. Next, split  $T = T_1 \cup T_2$  such that  $T_1$  contains all  $t \in T$  appearing in  $\Delta_{done}^{j_1-1}$ . The balance is contained in  $T_2$ . The algorithm proceeds to call `ProcTargAgainstTran` on  $targ$  and all  $t \in \Delta_{done}^{j_1}$ . In particular, this includes all  $t \in T_1$ .

We aim to prove that, after the execution of this loop, we have  $(Q_1, Q_1 \setminus Q_1^1, a, Q_{col}^1, Q_1^{1'}) \in \mathcal{U}_{targ}^{j_1}[1]$  when  $T_1$  witnesses  $Q_1^1 \xrightarrow{a}_{Q_{col}^1} Q_1^{1'}$ .

Let  $t_1, \dots, t_\ell$  be a linearisation of  $T_1$  in the order they appear in iterations over  $\Delta_{done}$ . Additionally, let  $T^z = \{t_1, \dots, t_z\}$  witness  $Q_1^{t_z} \xrightarrow{a}_{Q_{col}^{t_z}} Q_1^{t'_z}$ . We show after  $T^z$  has been processed, we have  $(Q_1, Q_1 \setminus Q_1^{t_z}, a, Q_{col}^{t_z}, Q_1^{t'_z}) \in \mathcal{U}_{targ}^{j_1}[1]$ . This gives us the property once  $z = \ell$ . In the base case  $z = 0$  and we are done. Otherwise, we know that  $targ_z = (Q_1, Q_1 \setminus Q_1^{t_z}, a, Q_{col}^{t_z}, Q_1^{t'_z}) \in \mathcal{U}_{targ}^{j_1}[1]$  and prove the case for  $(z + 1)$ . Consider the call to `AddTarget` that added  $targ_z$ . Now take the iteration against  $\Delta_{done}$  that processes  $t_{z+1}$ . This results in the addition of  $(Q_1, Q_1 \setminus Q_1^{t_{z+1}}, a, Q_{col}^{t_{z+1}}, Q_1^{t'_{z+1}})$  as required.

Hence, we have  $(Q_1, Q_1 \setminus Q_1^1, a, Q_{col}^1, Q_1^{1'}) \in \mathcal{U}_{targ}^{j_1}[1]$ . Now, let  $t_1, \dots, t_\ell$  be a linearisation of  $T_2$  in the order they are added to  $\Delta_{done}$ . Additionally, we write  $Q_1^{t_z} \xrightarrow{a}_{Q_{col}^{t_z}} Q_1^{t'_z}$  for the state-sets and transitions witnessed by  $T_1 \cup \{t_1, \dots, t_z\}$ .



We show after  $t_z$  is added to  $\Delta_{done}$  on the  $j'$ th iteration, we have that  $(Q_1, Q_1 \setminus Q_1^{t_z}, a, Q_{col}^{t_z}, Q_1^{t'_z}) \in \mathcal{U}_{targ}^{j'}[1]$  for some  $j'$ . In the base case  $z = 0$  and we are done by the argument above. Otherwise, we know  $targ_z = (Q_1, Q_1 \setminus Q_1^{t_z}, a, Q_{col}^{t_z}, Q_1^{t'_z}) \in \mathcal{U}_{targ}^{j'}[1]$  and prove the case for  $(z + 1)$ . Consider the call to UpdateTripWires with  $t_{z+1}$ . This results in the addition of the target  $(Q_1, Q_1 \setminus Q_1^{t_{z+1}}, a, Q_{col}^{t_{z+1}}, Q_1^{t'_{z+1}})$  via the call to ProcTargAgainstTran. When  $z = \ell$ , we have the lemma as required.  $\square$

**Lemma 7.8.** *For all  $k > 1$  and  $j \geq 0$ , if we have  $(e_k, q_{k-1}, a, Q_k) \in \mathcal{U}_{src}^j[k]$  with  $e_k = (p, Q_{k+1}, \dots, Q_n)$  and also  $(Q_k, \emptyset, Q_{k-1}, Q'_k) \in \mathcal{U}_{targ}^j[k]$ , then it is the case that there exists  $j' \geq 0$  such that we have  $(e_{k-1}, \perp, a, Q_{k-1} \cup S) \in \mathcal{U}_{src}^{j'}[k-1]$  where  $e_{k-1} = (p, Q'_k, Q_{k+1}, \dots, Q_n)$  and  $S = \{q_{k-1} \mid q_{k-1} \neq \perp\}$ .*

*Proof.* Let  $j_1$  be the smallest such that  $(e_k, q_{k-1}, a, Q_k) \in \mathcal{U}_{src}^{j_1}[k]$  and  $j_2$  be the smallest such that  $(Q_k, \emptyset, Q_{k-1}, Q'_k) \in \mathcal{U}_{targ}^{j_2}[k]$ .

In the case  $j_1 \leq j_2$ , we consider the  $j_2$ th iteration of Algorithm 7 at the moment where the target is added to  $\mathcal{U}_{targ}^{j_2}[k]$ . This has to be a result of the call to AddTarget during Algorithm 11. The only other place AddTarget may be called is during Algorithm 10; however, this implies the target is of the form  $(Q_k, Q_k, \emptyset, \emptyset)$  and hence, for the target to be complete, it must be  $(\emptyset, \emptyset, \emptyset, \emptyset)$  and hence  $j_2 = 0$ , and since  $j_1 > 0$  (since there are initially no sources) we have a contradiction. Hence, the target is added during Algorithm 11 and the procedure goes on to call ProcSourceCompleteTarg against each matching source in  $\mathcal{U}_{src}^{j_2}[k]$ , including  $(e_k, q_{k-1}, a, Q_k)$ . This results in the addition of  $(e_{k-1}, \perp, a, Q_{k-1} \cup S)$  to  $\mathcal{U}_{src}^{j_2}[k-1]$ , if it is not there already, satisfying the lemma.

In the case  $j_1 > j_2$ , we consider the  $j_1$ th iteration of Algorithm 7 at the moment where the source is added. This is necessarily in the CreateTripWire procedure. Since  $(Q_k, \emptyset, Q_{k-1}, Q'_k) \in \mathcal{U}_{targ}^{j_1}[k]$  and since this target must have been obtained from a target of the form  $(Q_k, Q_k, \emptyset, \emptyset)$ , we know that  $(Q_k, Q_k, \emptyset, \emptyset) \in \mathcal{U}_{targ}^{j_1}[k]$  and thus the procedure calls ProcSourceCompleteTarg for each complete target including  $(Q_k, \emptyset, Q_{k-1}, Q'_k)$ . Thus we add  $(e_{k-1}, \perp, a, Q_{k-1} \cup S)$  to  $\mathcal{U}_{src}^{j_2}[k-1]$ , if it is not there already, satisfying the lemma.  $\square$

**Lemma 7.9.** *For all  $j \geq 0$ , if  $(e_1, \perp, a, Q_1) \in \mathcal{U}_{src}^j[1]$  and  $(Q_1, \emptyset, a, Q_{col}, Q'_1) \in \mathcal{U}_{targ}^j[1]$ , if  $e_1 = (p, Q_2, \dots, Q_n)$ , then for each  $t$  in*

$$\text{Extract} \left( q_p \xrightarrow[Q_{col}]{a} (Q'_1, Q_2, \dots, Q_n) \right)$$

*there exists some  $j' \geq 0$  such that  $t \in \Delta_{done}^{j'}$ .*

*Proof.* As before, the proof of this order-1 case is very similar to the order- $k$  proof.

Let  $j_1$  be the smallest such that  $(e_1, \perp, a, Q_1) \in \mathcal{U}_{src}^{j_1}[1]$  and  $j_2$  be the smallest such that  $(Q_1, \emptyset, a, Q_{col}, Q'_1) \in \mathcal{U}_{targ}^{j_2}[1]$ .

In the case  $j_1 \leq j_2$ , we consider the  $j_2$ th iteration of Algorithm 7 at the moment where the target is added to  $\mathcal{U}_{targ}^{j_2}[1]$ . This has to be a result of the call to AddTarget during Algorithm 11. The only other place AddTarget may be called is during Algorithm 10; however, this implies the target is of the form  $(Q_1, Q_1, \emptyset, \emptyset)$  and hence, for the target to be complete, it must be  $(\emptyset, \emptyset, \emptyset, \emptyset)$  and hence  $j_2 = 0$ , and since  $j_1 > 0$  (since there are initially no sources) we have a contradiction. Hence, the target is added during Algorithm 11 and the procedure goes on to call ProcSourceCompleteTarg against each matching source in

$\mathcal{U}_{src}^{j_2}[1]$ , including  $(e_1, \perp, a, Q_1)$ . This results in the addition of  $q_p \xrightarrow[Q_{col}]{a} (Q'_1, Q_2, \dots, Q_n)$  satisfying the lemma.

In the case  $j_1 > j_2$ , we consider the  $j_1$ th iteration of Algorithm 7 at the moment where the source is added. This is necessarily in the CreateTripWire procedure. Since  $(Q_1, \emptyset, a, Q_{col}, Q'_1) \in \mathcal{U}_{targ}^{j_1}[1]$  and since this target must have been obtained from a target of the form  $(Q_1, Q_1, a, \emptyset, \emptyset)$ , we know that  $(Q_1, Q_1, a, \emptyset, \emptyset) \in \mathcal{U}_{targ}^{j_1}[1]$  and thus the procedure calls ProcSourceCompleteTarg against each complete target including  $(Q_1, \emptyset, a, Q_{col}, Q'_1)$ . This results in the addition of  $q_p \xrightarrow[Q_{col}]{a} (Q'_1, Q_2, \dots, Q_n)$  satisfying the lemma.  $\square$

We are now ready to prove completeness.

**Lemma 7.10.** *Given a CPDSC and stack automaton  $A_0$ , let  $A$  be the result of Algorithm 7. We have  $\langle p, w \rangle \in Pre_C^*(A_0)$  implies  $w \in \mathcal{L}_p(A)$ .*

*Proof.* We know (from the correctness of saturation (Theorem 5.1)) that the fixed point of  $(A_i)_{i \geq 0}$  is an automaton recognising  $Pre_C^*(A_0)$ . We prove, by induction, that for each transition  $t$  appearing in  $A_i$  for some  $i$ , there exists some  $j$  such that  $t$  appears in  $\Delta_{done}^j$ .

In the base case we have all transitions in  $A_0$  in  $\Delta_{new}$  at the beginning of Algorithm 7. Since the main loop continues until  $\Delta_{new}$  has been completely transferred to  $\Delta_{done}$ , the result follows.

Now, let  $t$  be an order- $k$  transition appearing for the first time in  $A_i$  ( $i > 0$ ). We case split on the pushdown operation that led to the introduction of the transition. Let  $r = (p, a, o, p')$  be the rule that led to the new transition. We first consider simple cases.

- When  $o = pop_k$ , then when  $k = n$ , we added  $t$  as part of  $q_p \xrightarrow[\emptyset]{a} (\emptyset, \dots, \emptyset, \{q_{p'}\})$ . In this case we also added  $t$  to  $\Delta_{new}$  as part of the initialisation Algorithm 7. Otherwise  $n > k$  and there was a state  $q_k$  with  $n$ -expansion  $q_{p'} \xrightarrow{q_k} (Q_{k+1}, \dots, Q_n)$  in  $A_i$  and we added to  $A_{i+1}$

$$\tau = \left( q_p \xrightarrow[\emptyset]{a} (\emptyset, \dots, \emptyset, \{q_k\}, Q_{k+1}, \dots, Q_n) \right)$$

and  $t \in \text{Extract}(\tau)$ . By induction we have  $j$  such that  $q_{k+1} \xrightarrow{q_k} Q_{k+1}$  appears in  $\Delta_{done}^j$ . Consider the  $j$ th iteration of Algorithm 7 when UpdateRules is called on  $t'$ . The  $pop_k$  loop immediately adds  $\tau$  which involves adding  $t$  to  $\Delta_{new}$ , giving us some  $j' > j$  such that  $t$  appears in  $\Delta_{done}^{j'}$ .

- When  $o = collapse_k$ , when  $k = n$ , we have  $t \in \text{Extract}(\tau)$  where the addition of  $\tau = \left( q_p \xrightarrow[\{q_{p'}\}]{a} (\emptyset, \dots, \emptyset) \right)$  led to the addition of  $t$ . In this case we also added  $t$  to  $\Delta_{new}$  as part of the initialisation steps of Algorithm 7. Otherwise,  $n > k$  and from a state  $q_k$  with  $n$ -expansion  $q_{p'} \xrightarrow{q_k} (Q_{k+1}, \dots, Q_n)$  we added

$$\tau = \left( q_p \xrightarrow[\{q_k\}]{a} (\emptyset, \dots, \emptyset, Q_{k+1}, \dots, Q_n) \right)$$

with  $t \in \text{Extract}(\tau)$ . By induction we have  $j$  such that  $q_{k+1} \xrightarrow{q_k} Q_{k+1}$  appears in  $\Delta_{done}^j$ . Consider the  $j$ th iteration of Algorithm 7 when UpdateRules is called on  $t'$ . The  $collapse_k$  loop immediately adds  $\tau$  and hence  $t$  to  $\Delta_{new}$ , giving us some  $j' > j$  such that  $t$  appears in  $\Delta_{done}^{j'}$ .

- when  $o = rew_b$  then from a transition with  $n$ -expansion  $q_{p'} \xrightarrow[Q_{col}]{b} (Q_1, \dots, Q_n)$  we added  $\tau = \left( q_p \xrightarrow[Q_{col}]{a} (Q_1, \dots, Q_n) \right)$  with  $t \in \text{Extract}(\tau)$ . By induction, we know that the order-1 transition  $t'$  with  $n$ -expansion  $q_{p'} \xrightarrow[Q_{col}]{b} (Q_1, \dots, Q_n)$  appears in  $\Delta_{done}^j$  for some  $j$ . Consider the  $j$ th iteration of the main loop of Algorithm 7. During this iteration  $t'$  is passed to UpdateRules, and the loop handling rules containing  $rew_b$  adds  $\tau$  to the worklist. Since  $t \in \text{Extract}(\tau)$  there must be some  $j'$  such that  $t$  appears in  $\Delta_{done}^{j'}$ .

We now consider the push rules, which require more intricate reasoning.

- when  $o = push_k$ , we had a transition with  $n$ -expansion  $q_{p'} \xrightarrow[Q_{col}]{a} (Q_1, \dots, Q_k, \dots, Q_n)$  and  $T$  with strict  $(k, Q_k)$ -expansion  $Q_k \xrightarrow[Q'_{col}]{a} (Q'_1, \dots, Q'_k)$  in  $A_i$ , and we added

$$\tau = \left( q_p \xrightarrow[Q_{col} \cup Q'_{col}]{a} (Q_1 \cup Q'_1, \dots, Q_{k-1} \cup Q'_{k-1}, Q'_k, Q_{k+1}, \dots, Q_n) \right)$$

with  $t \in \text{Extract}(\tau)$ . Since  $t_1 = \left( q_k \xrightarrow{q_{k-1}} Q_k \right)$  where  $q_k$  has  $n$ -expansion  $q_{p'} \xrightarrow{q_k} (Q_{k+1}, \dots, Q_n)$  already exists by the assumption of this case, by induction there is some  $j$  where  $t_1$  first appears in  $\Delta_{done}^j$ . Also by induction, for each  $t' \in T$ , there is some  $j'$  such that  $t'$  first appears in  $\Delta_{done}^{j'}$ .

Consider the  $j$ th iteration where  $t_1$  is added to  $\Delta_{done}$ . Let  $e_k = (p, Q_{k+1}, \dots, Q_n)$ . During the call to UpdateRules we call CreateTripWire in the loop handling push rules with the arguments  $e_k, q_{k-1}, a$ , and  $Q_k$ .

The call ensures  $(e_k, q_{k-1}, a, Q_k) \in \mathcal{U}_{src}^j[k]$ . Observe there is a unique  $Q''_{k-1}$  such that the  $(k-1, Q''_{k-1})$ -expansion  $Q''_{k-1} \xrightarrow[Q'_{col}]{a} (Q'_1, \dots, Q'_{k-1})$  of  $T$  is strict. Now take  $j'$  and  $T_k \subseteq \Delta_{done}^{j'}$  such that  $T_k$  witnesses  $Q_k \xrightarrow[Q'_{k-1}]{Q''_{k-1}} Q'_k$ . We know such a  $j'$  and  $T_k$  exist by induction and because of  $T$ . By Lemma 7.6 we know that we have  $(Q_k, \emptyset, Q''_{k-1}, Q'_k) \in \mathcal{U}_{targ}^{j'}[k]$ , and then additionally by Lemma 7.8 that we have  $(e_{k-1}, \perp, a, Q''_{k-1} \cup \{q_{k-1}\}) \in \mathcal{U}_{src}^{j''}[k-1]$  for some  $j''$  where  $e_{k-1} = (p, Q'_k, Q_{k+1}, \dots, Q_n)$ . Set  $Q_{k-1}^{lbl} = Q''_{k-1} \cup \{q_{k-1}\}$ .

We iterate the above argument from  $k' = k-1$  down to  $k' = 1$ . Begin with  $j'$  such that  $(e_{k'}, \perp, a, Q_{k'}^{lbl}) \in \mathcal{U}_{src}^{j'}[k']$  and there is some  $T_{k'} \subseteq \Delta_{done}^{j'}$  that witnesses  $Q_{k'}^{lbl} \xrightarrow[Q_{k'-1}^{lbl}]{Q_{k'-1}^{lbl}} Q_{k'} \cup Q'_{k'}$ . This exists by combining transitions from the expansions in the assumptions of this case. By Lemma 7.6 we know it to be the case that  $(Q_{k'}^{lbl}, \emptyset, Q_{k'-1}^{lbl}, Q_{k'} \cup Q'_{k'}) \in \mathcal{U}_{targ}^{j'}[k]$ , and then by Lemma 7.8 we have that  $(e_{k'-1}, \perp, a, Q_{k'-1}^{lbl}) \in \mathcal{U}_{src}^{j''}[k-1]$  for some  $j''$  where  $e_{k'-1} = (p, Q_{k'} \cup Q'_{k'}, \dots, Q_{k-1} \cup Q'_{k-1}, Q'_k, Q_{k+1}, \dots, Q_n)$ .

When  $k' = 1$ , we have some  $j'$  with  $(e_1, \perp, a, Q_1^{lbl}) \in \mathcal{U}_{src}^{j'}[1]$  and some  $T_1 \subseteq \Delta_{done}^{j'}$  witnessing  $Q_1^{lbl} \xrightarrow[Q_{col} \cup Q'_{col}]{a} Q_1 \cup Q'_1$ . Note,

$$e_1 = (p, Q_2 \cup Q'_2, \dots, Q_{k-1} \cup Q'_{k-1}, Q'_k, Q_{k+1}, \dots, Q_n) .$$

By Lemma 7.7 we know that  $(Q_1^{bl}, \emptyset, a, Q_{col} \cup Q'_{col}, Q_1 \cup Q'_1) \in \mathcal{U}_{targ}^{j'}[k]$ , and then by Lemma 7.9 we have  $j''$  such that we have all  $t'$  in

$$\text{Extract} \left( q_p \xrightarrow[Q_{col} \cup Q'_{col}]{a} (Q_1 \cup Q'_1, \dots, Q_{k-1} \cup Q'_{k-1}, Q'_k, Q_{k+1}, \dots, Q_n) \right)$$

in  $\Delta_{done}^{j''}$ . This, in particular, includes  $t$ .

- when  $o = push_b^k$  we had an order-1 transition  $t_1$  with  $n$ -expansion  $q_{p'} \xrightarrow[Q_{col}]{b} (Q_1, \dots, Q_n)$  and a set of order-1 transitions  $T$  witnessing  $Q_1 \xrightarrow[Q'_{col}]{a} Q'_1$  in  $A_i$  with  $Q_{col} \subseteq Q_k$  and added

$$\tau = \left( q_p \xrightarrow[Q'_{col}]{a} (Q'_1, Q_2, \dots, Q_{k-1}, Q_k \cup Q_{col}, Q_{k+1}, \dots, Q_n) \right)$$

where  $t \in \text{Extract}(\tau)$ . By induction, there is some  $j$  where the transition  $t_1$  is first in  $\Delta_{done}^j$ . In addition, for each  $t' \in T$ , there is some  $j'$  such that  $t'$  first appears in  $\Delta_{done}^{j'}$ .

Consider the  $j$ th iteration where  $t_1$  is added to  $\Delta_{done}$ . During the call to `UpdateRules` we call `CreateTripWire` in the loop handling push rules with the arguments

$$e_1 = (p, Q_2, \dots, Q_{k-1}, Q_k \cup Q_{col}, Q_{k+1}, \dots, Q_n)$$

and  $\perp$ ,  $b$  and  $Q_1$ .

The call ensures  $(e_1, \perp, b, Q_1) \in \mathcal{U}_{src}^j[1]$ . Now take  $j'$  such that  $T \subseteq \Delta_{done}^{j'}$ . We know that  $T$  witnesses  $Q_1 \xrightarrow[Q'_{col}]{a} Q'_1$ . By Lemma 7.7 we know that  $(Q_1, \emptyset, a, Q_{col}, Q'_1) \in \mathcal{U}_{targ}^{j'}[1]$ , and then by Lemma 7.9 we have  $j''$  such that we have all  $t'$  in

$$\text{Extract} \left( q_p \xrightarrow[Q'_{col}]{a} (Q_1 \cup Q'_1, Q_2, \dots, Q_{k-1}, Q_k \cup Q_{col}, Q_{k+1}, \dots, Q_n) \right)$$

in  $\Delta_{done}^{j''}$ . This, in particular, includes  $t$ .

Finally, we consider the alternating rules. Take a rule  $p \rightarrow P$ . We had  $T$  with strict  $(n, Q)$ -expansion  $Q_n \xrightarrow[Q'_{col}]{a} (Q'_1, \dots, Q'_n)$  in  $A_i$ , where  $Q_n = \{q_{p'} \mid p' \in P\}$ , and we added

$\tau = \left( q_p \xrightarrow[Q'_{col}]{a} (Q'_1, \dots, Q'_n) \right)$  which has  $t \in \text{Extract}(\tau)$ . By induction there is some  $j'$  such that  $T \subseteq \Delta_{done}^{j'}$ .

During initialisation we call `CreateTripWire` with the arguments  $(p)$ ,  $\perp$ ,  $a$ , and  $Q_n$ . The call ensures  $((p), \perp, a, Q_n) \in \mathcal{U}_{src}^j[k]$ . We now iterate from  $k = n$ , down to  $k = 2$ . At each iteration, there is some  $j'$  such that  $T_k \subseteq \Delta_{done}^{j'}$  where  $T_k$  witnesses  $Q_k \xrightarrow{Q_{k-1}} Q'_k$  (this comes from the containment of  $T$  in some  $\Delta_{done}^{j''}$ ). Note, this defines  $Q_{k-1}$  for the next iteration. By Lemma 7.6 we know that we have  $(Q_k, \emptyset, Q_{k-1}, Q'_k) \in \mathcal{U}_{targ}^{j'}[k]$ , and then additionally by Lemma 7.8 that we have  $(e_{k-1}, \perp, a, Q_{k-1}) \in \mathcal{U}_{src}^{j''}[k-1]$  for some  $j''$  where  $e_{k-1} = (p, Q'_k, \dots, Q'_n)$ .

For  $k = 1$  we have  $T$  witnesses  $Q_1 \xrightarrow[Q'_{col}]{a} Q'_1$ . By Lemma 7.6 we know that we have  $(Q_1, \emptyset, a, Q'_{col}, Q'_1) \in \mathcal{U}_{\text{targ}}^{j'}[k]$ , and then by Lemma 7.9 we have  $j''$  such that we have all  $t'$  in

$$\text{Extract} \left( q_p \xrightarrow[Q'_{col}]{a} (Q'_1, \dots, Q'_n) \right)$$

in  $\Delta_{\text{done}}^{j''}$ . This, in particular, includes  $t$ . This completes the proof.  $\square$

## 8. EXPERIMENTAL RESULTS

We compared C-SHORE with the state-of-the-art verification tools for higher-order recursion schemes (HORS) available on its release: TRecS [17], GTRecS2 [21] (the successor of [20]), and TravMC [23]. In an extension to our original publication [4], we have re-run these experiments to also compare with the verification tools released after C-SHORE: Preface [26], and HorSat2 [16]. As a further extension, we have tested the efficacy of the improved fixed point computation in Section 7 by implementing a naive fixed point computation where, during each iteration, each rule is tested against the current automaton to search for new transitions.

Benchmarks are from the TRecS and TravMC benchmark suites, plus several larger examples provided by Kobayashi. The majority of the TravMC benchmarks were translated into HORS from an extended formalism, HORS with Case statements (HORSC), using a script by Kobayashi. For fairness, all tools in our experiments took a pure HORS as input. However, the authors of TravMC report that TravMC performs faster on the original HORSC examples than on their HORS translations.

In all cases, the benchmarks consist of a HORS (generating a computation tree) and a property automaton. In the case of C-SHORE, the property automaton is a regular automaton describing branches of the generated tree that are considered errors. Thus, following the intuition in Section 2, we can construct a reachability query over a (non-alternating) CPDS, where the reachability of a control state  $p_{\text{err}}$  indicates an erroneous branch (see [9] for more details). All other tools check co-reachability properties of HORS and thus the property automaton describes only valid branches of the computation tree. In all cases, it was straightforward to translate between the co-reachability and reachability properties.

The experiments were run on a Dell Latitude e6320 laptop with 4GB of RAM and four 2.7GHz Intel i7-2620M cores. We ran C-SHORE on OpenJDK 8.0 using the argument “-Xmx” to limit RAM usage to 2.5GB. As advised by the TravMC developers, we ran TravMC and Preface on the Mono JIT compiler (version 4.6.1) with no command line arguments. Finally TRecS (version 1.34), GTRecS2 (version 3.17), and HorSat2 were compiled with the OCaml version 4.02.3 compilers. On negative examples, GTRecS2 was run with its `-neg` argument. We used the “ulimit” command to limit memory usage to 2.5GB and set a CPU timeout of 600 seconds (per benchmark). The given runtimes were reported by the respective tools and are the means of three separate runs on each example. Note, C-SHORE was run until the automaton was completely saturated.

Table 1 shows trials where at least one tool took over 1s. This is to save space and because virtual machine “warm-up” and HORS to CPDS conversion can skew the results on small benchmarks. Examples violating their property are marked “(bug)”. The order (Ord)

Benchmark file	Ord	Sz	T	TMC	G	N	C	P	H	✓/✗	Ctran	Ccpds	Capprox
example3-1 (bug)	1	8	0.000	0.111	—	0.060	0.059	0.293	0.003		0.027	0.032	0.016
file	1	8	0.000	0.032	—	0.051	0.053	0.286	0.003		0.026	0.027	0.022
fileocamlc	4	111	0.027	0.047	0.042	—	0.222	0.295	0.010	✗	0.045	0.177	0.130
lock2	4	45	0.036	0.050	0.261	—	0.235	0.331	0.010		0.034	0.201	0.101
order5	5	52	0.013	0.042	—	37.152	0.250	0.315	0.010		0.037	0.213	0.090
order5-2	5	40	0.044	0.073	—	—	0.163	0.317	0.007		0.034	0.129	0.070
order5-variant	5	55	0.043	0.042	1.094	—	0.242	0.322	0.010		0.038	0.204	0.077
filepath	2	5956	215.401	—	—	0.205	0.212	0.503	0.040	✓	0.075	0.136	0.130
filter-nonzero (bug)	5	484	0.013	0.141	0.284	—	1.783	0.554	0.026	✗	0.064	1.719	1.450
filter-nonzero-1	5	890	0.281	96.163	—	—	5.018	1.827	0.100		0.093	4.925	4.244
map-head-filter (bug)	3	370	0.012	0.123	0.076	—	0.298	0.393	0.013	✗	0.055	0.243	0.093
map-head-filter-1	3	880	0.238	0.698	—	0.242	0.229	0.366	0.016	✓	0.071	0.158	0.151
map-plusone	5	302	0.034	0.088	0.224	—	0.827	0.398	0.013	✗	0.063	0.765	0.605
map-plusone-1	5	459	0.057	0.388	—	—	1.443	0.478	0.037		0.078	1.365	1.132
map-plusone-2	5	704	1.423	6.450	—	—	2.750	0.588	0.081		0.086	2.664	2.235
safe-head	3	354	0.048	0.046	0.040	—	0.246	0.364	0.012	✗	0.047	0.199	0.066
safe-init	3	680	0.081	0.147	0.263	—	0.486	0.416	0.016	✗	0.071	0.415	0.103
safe-tail	3	468	0.061	0.051	0.052	—	0.306	0.391	0.013	✗	0.058	0.248	0.093
g41	4	31	—	0.046	0.067	—	—	0.321	0.006	✗	0.027	—	0.116
cfa-life2	14	7648	—	—	—	—	—	0.857	0.173		0.431	—	—
cfa-matrix-1	8	2944	17.358	—	—	16.905	17.311	0.412	0.056	✓	0.225	17.086	17.081
cfa-psdes	7	1819	17.850	—	—	1.331	1.452	0.363	0.033	✓	0.143	1.309	1.301
dna	2	411	0.069	0.173	0.063	21.220	6.867	11.553	0.038	✗	0.120	6.746	6.303
exp4-5	4	55	—	—	0.306	—	—	0.389	0.010		0.032	—	2.410
fibstring	4	29	—	33.340	0.066	—	—	0.294	0.004		0.031	—	0.132
fold_fun_list	7	1346	0.618	—	—	1.262	1.284	0.327	0.020		0.109	1.175	1.169
fold_right	5	1310	32.123	—	—	1.248	1.335	0.331	0.021	✓	0.106	1.229	1.222
jwt-cal_main	2	7627	0.127	0.053	—	4.662	5.137	0.530	0.137		5.087	0.050	0.044
l	3	35	—	7.523	0.020	0.131	0.129	0.297	0.006		0.030	0.100	0.092
search-e-church (bug)	6	837	0.023	0.218	—	—	5.708	3.623	0.038		0.102	5.606	1.790
specialize_cps_coerce1-c	3	2731	—	—	—	0.463	0.503	0.433	0.206	✓	0.184	0.320	0.313
tak (bug)	8	451	—	2.002	—	—	50.032	3.276	0.090		0.084	49.948	42.078
xhtmlf-div-2 (bug)	2	3003	0.333	—	13.401	3.497	3.651	1.438	1.597		3.360	0.291	0.269
xhtmlf-m-church	2	3027	0.336	—	5.342	3.542	3.441	0.754	1.153		3.194	0.247	0.240
zip	4	2952	22.606	—	—	—	2.567	0.728	0.060	✓	0.157	2.409	1.612

Table 1: Comparison of model-checking tools.

and size (Sz) of the schemes were reported by TRecS. We show reported times in seconds for TRecS (T), GTRecS2 (G), TravMC (TMC), Preface (P), HorSat2 (H), and C-SHORE (C) as well as C-SHORE implementing a naive fixed point computation for the saturation (N). A dash “—” means analysis failed. In the next column we mark when C-SHORE was the fastest (✓) and slowest (✗) amongst its previous competitors (not including Preface or HorSat2). For C-SHORE, we then report the times for HORS to CPDS translation (Ctran), CPDS analysis (Ccpds), and building the approximation graph (Capprox). Capprox is part of Ccpds, and the full time (C) is the sum of Ctran and Ccpds.

Of 35 benchmarks, C-SHORE outperformed its previous competitors on 7 examples. In 9 cases, C-SHORE was the slowest, but in only 2 of those cases did C-SHORE require more than 1 second. In general, both Preface and HorSat2 outperform all previous tools. It is worth noting that HorSat2, which appears to perform the best, is an adaptation of our saturation algorithm to recursion schemes [6].

Notably, C-SHORE does not perform well on `g41` and `exp4-5`. These belong to a class of benchmarks that stress higher-order model-checkers and indicate that our tool currently does not always scale well. However, C-SHORE seems to show a more promising capacity to scale on larger HORS produced by tools such as MoChi [22], which are particularly pertinent in that they are generated by an actual software verification tool. We also note that C-SHORE timed out on the fewest examples of the previous tools despite not always terminating in the fastest time.

Finally, without the forwards analysis described in Section 6, all shown examples except `filepath` timed out. In addition, the naive version of the saturation algorithm performed significantly worse than the improved fixed point computation presented in Section 7.

## 9. CONCLUSION

We have given a full account of the C-SHORE tool. This includes the development of a *saturation* algorithm for CPDS that we first introduced in ICALP 2012 [3]. This is a backwards reachability algorithm. To produce a viable implementation we optimised this algorithm using two main approaches. The first is a preliminary forwards analysis which allows the input CPDS to be pruned and guarded, leading to faster analysis times. The second is an efficient fixed point computation. This implementation was first published in ICFP 2013 [4].

We have extended these results here by providing a generalisation of the implemented algorithms to alternating CPDS. Furthermore, we have implemented a naive version of the fixed point iteration required by saturation. Since this naive implementation is significantly out-performed by our efficient algorithm, we provide justification for the development in Section 7.

C-SHORE remains the only implementation of higher-order model checking using CPDS. This provides a completely novel approach which was competitive with its contemporary tools. Since its release, two new tools, Preface and HorSat (and HorSat2), were developed. These new tools are currently the fastest model-checkers for HORS.

*Thanks.* Robin Neatherway, Steven Ramsay, and Naoki Kobayashi for help with benchmarking, Lukasz Kaiser and Royal Holloway for web-hosting, and Stefan Schwoon. This work was supported by Deutsche Forschungsgemeinschaft [232350543], Fond. Sci. Math. Paris, AMIS [ANR 2010 JCJC 0203 01 AMIS],

FREC [ANR 2010 BLAN 0202 02 FREC], VAPF (Région IdF), and the Engineering and Physical Sciences Research Council [EP/K009907/1].

## REFERENCES

- [1] Thomas Ball and Sriram K. Rajamani. The SLAM project: debugging system software via static analysis. In John Launchbury and John C. Mitchell, editors, *Conference Record of POPL 2002: The 29th SIGPLAN-SIGACT Symposium on Principles of Programming Languages, Portland, OR, USA, January 16-18, 2002*, pages 1–3. ACM, 2002.
- [2] Ahmed Bouajjani and Antoine Meyer. Symbolic reachability analysis of higher-order context-free processes. In Kamal Lodaya and Meena Mahajan, editors, *FSTTCS 2004: Foundations of Software Technology and Theoretical Computer Science, 24th International Conference, Chennai, India, December 16-18, 2004, Proceedings*, volume 3328 of *Lecture Notes in Computer Science*, pages 135–147. Springer, 2004.
- [3] Christopher H. Broadbent, Arnaud Carayol, Matthew Hague, and Olivier Serre. A saturation method for collapsible pushdown systems. In Artur Czumaj, Kurt Mehlhorn, Andrew M. Pitts, and Roger Wattenhofer, editors, *Automata, Languages, and Programming - 39th International Colloquium, ICALP 2012, Warwick, UK, July 9-13, 2012, Proceedings, Part II*, volume 7392 of *Lecture Notes in Computer Science*, pages 165–176. Springer, 2012.
- [4] Christopher H. Broadbent, Arnaud Carayol, Matthew Hague, and Olivier Serre. C-SHORE: a collapsible approach to higher-order verification. In Greg Morrisett and Tarmo Uustalu, editors, *ACM SIGPLAN International Conference on Functional Programming, ICFP’13, Boston, MA, USA - September 25 - 27, 2013*, pages 13–24. ACM, 2013.
- [5] Christopher H. Broadbent, Arnaud Carayol, C.-H. Luke Ong, and Olivier Serre. Recursion schemes and logical reflection. In *Proceedings of the 25th Annual IEEE Symposium on Logic in Computer Science, LICS 2010, 11-14 July 2010, Edinburgh, United Kingdom*, pages 120–129. IEEE Computer Society, 2010.
- [6] Christopher H. Broadbent and Naoki Kobayashi. Saturation-based model checking of higher-order recursion schemes. In Simona Ronchi Della Rocca, editor, *Computer Science Logic 2013 (CSL 2013), CSL 2013, September 2-5, 2013, Torino, Italy*, volume 23 of *LIPICs*, pages 129–148. Schloss Dagstuhl - Leibniz-Zentrum fuer Informatik, 2013.
- [7] Christopher H. Broadbent and C.-H. Luke Ong. On global model checking trees generated by higher-order recursion schemes. In Luca de Alfaro, editor, *Foundations of Software Science and Computational Structures, 12th International Conference, FOSSACS 2009, Held as Part of the Joint European Conferences on Theory and Practice of Software, ETAPS 2009, York, UK, March 22-29, 2009. Proceedings*, volume 5504 of *Lecture Notes in Computer Science*, pages 107–121. Springer, 2009.
- [8] C-SHORE. <http://cshore.cs.rhul.ac.uk/>.
- [9] Arnaud Carayol and Olivier Serre. Collapsible pushdown automata and labeled recursion schemes: Equivalence, safety and effective selection. In *Proceedings of the 27th Annual IEEE Symposium on Logic in Computer Science, LICS 2012, Dubrovnik, Croatia, June 25-28, 2012*, pages 165–174. IEEE Computer Society, 2012.
- [10] Marie Fortin, Anca Muscholl, and Igor Walukiewicz. Model-checking linear-time properties of parametrized asynchronous shared-memory pushdown systems. In Rupak Majumdar and Viktor Kuncak, editors, *Computer Aided Verification - 29th International Conference, CAV 2017, Heidelberg, Germany, July 24-28, 2017, Proceedings, Part II*, volume 10427 of *Lecture Notes in Computer Science*, pages 155–175. Springer, 2017.
- [11] Matthew Hague, Andrzej S. Murawski, C.-H. Luke Ong, and Olivier Serre. Collapsible pushdown automata and recursion schemes. In *Proceedings of the Twenty-Third Annual IEEE Symposium on Logic in Computer Science, LICS 2008, 24-27 June 2008, Pittsburgh, PA, USA*, pages 452–461. IEEE Computer Society, 2008.
- [12] Matthew Hague, Andrzej S. Murawski, C.-H. Luke Ong, and Olivier Serre. Collapsible pushdown automata and recursion schemes. *ACM Trans. Comput. Log.*, 18(3):25:1–25:42, 2017.
- [13] Matthew Hague and C.-H. Luke Ong. Symbolic backwards-reachability analysis for higher-order pushdown systems. *Logical Methods in Computer Science*, 4(4), 2008.



- [14] Matthew Hague and C.-H. Luke Ong. Analysing mu-calculus properties of pushdown systems. In Jaco van de Pol and Michael Weber, editors, *Model Checking Software - 17th International SPIN Workshop, Enschede, The Netherlands, September 27-29, 2010. Proceedings*, volume 6349 of *Lecture Notes in Computer Science*, pages 187–192. Springer, 2010.
- [15] Neil D. Jones and Steven S. Muchnick. Even simple programs are hard to analyze. *J. ACM*, 24(2):338–350, 1977.
- [16] N. Kobayashi. HorSat2: A model checker for HORS based on SATuration. A tool available at <http://www-kb.is.s.u-tokyo.ac.jp/~koba/horsat2/>.
- [17] Naoki Kobayashi. Model-checking higher-order functions. In António Porto and Francisco Javier López-Fraguas, editors, *Proceedings of the 11th International ACM SIGPLAN Conference on Principles and Practice of Declarative Programming, September 7-9, 2009, Coimbra, Portugal*, pages 25–36. ACM, 2009.
- [18] Naoki Kobayashi. Types and higher-order recursion schemes for verification of higher-order programs. In Zhong Shao and Benjamin C. Pierce, editors, *Proceedings of the 36th ACM SIGPLAN-SIGACT Symposium on Principles of Programming Languages, POPL 2009, Savannah, GA, USA, January 21-23, 2009*, pages 416–428. ACM, 2009.
- [19] Naoki Kobayashi. Higher-order model checking: From theory to practice. In *Proceedings of the 26th Annual IEEE Symposium on Logic in Computer Science, LICS 2011, June 21-24, 2011, Toronto, Ontario, Canada*, pages 219–224. IEEE Computer Society, 2011.
- [20] Naoki Kobayashi. A practical linear time algorithm for trivial automata model checking of higher-order recursion schemes. In Martin Hofmann, editor, *Foundations of Software Science and Computational Structures - 14th International Conference, FOSSACS 2011, Held as Part of the Joint European Conferences on Theory and Practice of Software, ETAPS 2011, Saarbrücken, Germany, March 26-April 3, 2011. Proceedings*, volume 6604 of *Lecture Notes in Computer Science*, pages 260–274. Springer, 2011.
- [21] Naoki Kobayashi. GTRECS2: A model checker for recursion schemes based on games and types. A tool available at <http://www-kb.is.s.u-tokyo.ac.jp/~koba/gtrecs2/>, 2012.
- [22] Naoki Kobayashi, Ryosuke Sato, and Hiroshi Unno. Predicate abstraction and CEGAR for higher-order model checking. In Mary W. Hall and David A. Padua, editors, *Proceedings of the 32nd ACM SIGPLAN Conference on Programming Language Design and Implementation, PLDI 2011, San Jose, CA, USA, June 4-8, 2011*, pages 222–233. ACM, 2011.
- [23] Robin P. Neatherway, Steven J. Ramsay, and C.-H. Luke Ong. A traversal-based algorithm for higher-order model checking. In Peter Thiemann and Robby Bruce Findler, editors, *ACM SIGPLAN International Conference on Functional Programming, ICFP'12, Copenhagen, Denmark, September 9-15, 2012*, pages 353–364. ACM, 2012.
- [24] C.-H. Luke Ong and Steven J. Ramsay. Verifying higher-order functional programs with pattern-matching algebraic data types. In Thomas Ball and Mooly Sagiv, editors, *Proceedings of the 38th ACM SIGPLAN-SIGACT Symposium on Principles of Programming Languages, POPL 2011, Austin, TX, USA, January 26-28, 2011*, pages 587–598. ACM, 2011.
- [25] Luke Ong. Higher-order model checking: An overview. In *30th Annual ACM/IEEE Symposium on Logic in Computer Science, LICS 2015, Kyoto, Japan, July 6-10, 2015*, pages 1–15. IEEE Computer Society, 2015.
- [26] Steven J. Ramsay, Robin P. Neatherway, and C.-H. Luke Ong. A type-directed abstraction refinement approach to higher-order model checking. In Suresh Jagannathan and Peter Sewell, editors, *The 41st Annual ACM SIGPLAN-SIGACT Symposium on Principles of Programming Languages, POPL '14, San Diego, CA, USA, January 20-21, 2014*, pages 61–72. ACM, 2014.
- [27] Sylvain Salvati and Igor Walukiewicz. Recursive schemes, Krivine machines, and collapsible pushdown automata. In Alain Finkel, Jérôme Leroux, and Igor Potapov, editors, *Reachability Problems - 6th International Workshop, RP 2012, Bordeaux, France, September 17-19, 2012. Proceedings*, volume 7550 of *Lecture Notes in Computer Science*, pages 6–20. Springer, 2012.
- [28] Sylvain Salvati and Igor Walukiewicz. Simply typed fixpoint calculus and collapsible pushdown automata. *Mathematical Structures in Computer Science*, 26(7):1304–1350, 2016.
- [29] Micha Sharir and Amir Pnueli. *Two approaches to interprocedural data flow analysis*, chapter 7, pages 189–234. Prentice-Hall, 1981.
- [30] Dejevuth Suwimonteerabuth, Stefan Schwoon, and Javier Esparza. Efficient algorithms for alternating pushdown systems with an application to the computation of certificate chains. In Susanne Graf and

- Wenhui Zhang, editors, *Automated Technology for Verification and Analysis, 4th International Symposium, ATVA 2006, Beijing, China, October 23-26, 2006.*, volume 4218 of *Lecture Notes in Computer Science*, pages 141–153. Springer, 2006.
- [31] Hiroshi Unno, Naoshi Tabuchi, and Naoki Kobayashi. Verification of tree-processing programs via higher-order model checking. In Kazunori Ueda, editor, *Programming Languages and Systems - 8th Asian Symposium, APLAS 2010, Shanghai, China, November 28 - December 1, 2010. Proceedings*, volume 6461 of *Lecture Notes in Computer Science*, pages 312–327. Springer, 2010.