

Measurement of the Longitudinal Single-Spin Asymmetry for W Boson Production at STAR

Jinlong Zhang, for the STAR Collaboration*

Lawrence Berkeley National Laboratory

Shandong University

E-mail: jlzhang@lbl.gov

The production of W^\pm bosons in longitudinally polarized $p + p$ collisions at RHIC provides a direct probe for the spin-flavor structure of the proton through the parity-violating single-spin asymmetry, A_L . At STAR, the leptonic decay channel $W \rightarrow e\nu$ can be measured with the electromagnetic calorimeters and time projection chamber. STAR has previously measured A_L as a function of the decay electron and decay positron pseudorapidities from datasets taken in 2011 and 2012. This has provided significant constraints on the \bar{u} and \bar{d} quark helicity distributions. In 2013 the STAR experiment collected an integrated luminosity of $\sim 300 \text{ pb}^{-1}$ at $\sqrt{s} = 510 \text{ GeV}$ with an average beam polarization of $\sim 56\%$, which is more than three times larger than the total integrated luminosity of previous years. The new preliminary results of the $W A_L$ analysis for the dataset collected in 2013 are reported.

The 26th International Nuclear Physics Conference

11-16 September, 2016

Adelaide, Australia

*Speaker.

1. Introduction

The proton's spin structure has attracted theoretical and experimental interest in the past few decades. Polarized inclusive deep-inelastic scattering (DIS) experiments have provided data from which it was found that the quark and antiquark spins only contribute $\sim 30\%$ of the proton spin [1]. In semi-inclusive DIS measurements, the flavor decomposition of quark spin contribution to proton spin can be accessed by identifying one or more hadrons in final state. Fragmentation functions are required to relate the final state hadrons to the scattered quarks/anti-quarks. Uncertainties of the flavor separated quark/anti-quark spin contributions are still relatively large [2][3].

W^\pm boson production in polarized proton+proton collisions at RHIC were proposed as a unique tool to study the spin-flavor structure of the proton at a high scale, $Q \sim M_W$ [4], where Q describes the exchanged energy. Due to the parity violation of the weak interaction, W^\pm bosons only couple to left-handed quarks and right-handed anti-quarks. They naturally determine the helicity of the incident quarks. The charge of W boson selects a specific combination of the flavor of the incoming quarks, $u + \bar{d} \rightarrow W^+$ and $d + \bar{u} \rightarrow W^-$. Subsequent leptonic decay provides a fragmentation-function-free probe of the helicity-dependent Parton Distribution Functions (PDFs). The longitudinal single-spin asymmetry is defined as $A_L = (\sigma_+ - \sigma_-)/(\sigma_+ + \sigma_-)$, where $\sigma_{+(-)}$ is the cross section when the polarized beam has positive (negative) helicity. At leading order, the A_L of W^\pm are directly sensitive to $\Delta\bar{d}$ and $\Delta\bar{u}$,

$$A_L^{W^+} \propto \frac{\Delta\bar{d}(x_1)u(x_2) - \Delta u(x_1)\bar{d}(x_2)}{\bar{d}(x_1)u(x_2) - \Delta u(x_1)\bar{d}(x_2)}, \quad (1.1)$$

$$A_L^{W^-} \propto \frac{\Delta\bar{u}(x_1)d(x_2) - \Delta d(x_1)\bar{u}(x_2)}{\bar{u}(x_1)d(x_2) + d(x_1)\bar{u}(x_2)}, \quad (1.2)$$

where x_1 and x_2 are the momentum fractions carried by the scattering partons. The $A_L^{W^+}$ ($A_L^{W^-}$) approaches $\Delta u/u$ ($\Delta d/d$) in the very forward region of W rapidity, $y_W \gg 0$, and $-\Delta\bar{d}/\bar{d}$ ($-\Delta\bar{u}/\bar{u}$) in the very backward region of W rapidity $y_W \ll 0$.

First measurements of the W single-spin asymmetry at RHIC were reported by the STAR[5] and PHENIX[6] collaborations from data collected during a successful commission run at $\sqrt{s} = 500$ GeV in 2009. In the following proton+proton running years, both the STAR[9] and PHENIX[10] collaborations have performed further measurements of $W A_L$ with increased statistics and improved beam polarization. In 2013, STAR collected an integrated luminosity of $\sim 300 \text{ pb}^{-1}$ at $\sqrt{s} = 510$ GeV with an average beam polarization of $\sim 56\%$. This is more than three times larger than the total integrated luminosity of previous years. In this contribution, we report new preliminary results on $W A_L$ from STAR data obtained in 2013.

2. Analysis

STAR measures the decay electrons (positrons) in $W \rightarrow e\nu$. The Time Projection Chamber (TPC) covering the full azimuth and a pseudorapidity range of $-1.3 < \eta < 1.3$, is the main tracking subsystem. It provides momenta and charge sign information for charged particles. Outside the TPC, the Barrel and Endcap Electromagnetic Calorimeters (BEMC and EEMC) covering full azimuth and pseudorapidity ranges of $-1 < \eta < 1$ and $1.1 < \eta < 2.0$ respectively, measure the

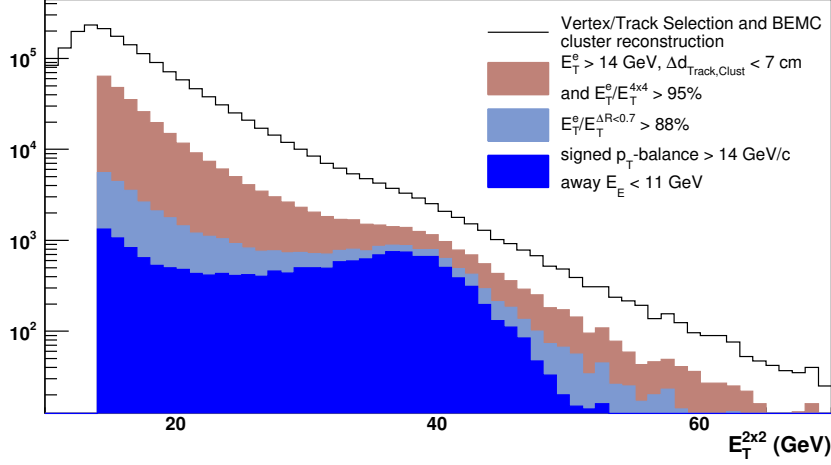


Figure 1: E_T spectrum of candidate electrons at different stages of selection cuts.

energy of electrons and photons. The $W^\pm \rightarrow e^\pm \nu$ candidate event is characterized by a well isolated electron track carrying transverse energy, E_T^e , which exhibits the two-body decay "Jacobian Peak" near half the W^\pm mass. Due to the large missing energy in the opposite azimuth of the e^\pm candidates, resulting from the undetected decay neutrinos, there is a significant p_T imbalance when summing over all reconstructed final-state objects. In contrast, the p_T vector is well balanced for background events such as $Z/\gamma^* \rightarrow e^+e^-$ and QCD di-jet or multi-jet events. The main W selection cuts used in this analysis are based on these isolation and p_T imbalance features.

First, clusters are reconstructed from 2×2 calorimeter towers pointed to by the extrapolated tracks of high transverse momentum, $p_T > 10$ GeV. The cluster energy $E_T^{2 \times 2}$ is assigned to the candidate electron. Then, two stages of isolation cuts are implemented. One requires that the 2×2 cluster contains more than 95% of the transverse energy in a 4×4 cluster surrounding the 2×2 cluster. Another requires the candidate electron to carry more than 88% of the energy in the near side cone with radius $\Delta R = 0.7$, where $\Delta R = \sqrt{\Delta\phi^2 + \Delta\eta^2}$. After that, a "signed p_T -balance" is constructed by projecting the \vec{p}_T^{bal} to the direction of candidate electron \vec{p}_T^e , where \vec{p}_T^{bal} is the vector sum of candidate electron \vec{p}_T^e and the p_T vectors of all reconstructed jets outside the isolation cone mentioned above. The signed p_T -balance is required to be larger than 14 GeV. In this analysis, the jet reconstruction used the standard anti- k_T algorithm[11]. Additionally, the total transverse energy in the azimuthally away side cone is required to be less than 11 GeV to further suppress backgrounds. Figure 1 shows the candidate E_T distributions at different implementation stages of selection cuts. The "Jacobian Peak" is seen to be pronounced more and more after cuts are applied.

After all the cuts described above, there are still some residual background events under the signal "Jacobian Peak". STAR is not a 4π coverage detector. A di-jet event or $Z/\gamma^* \rightarrow e^+e^-$ event for example, can have one of its jets or electrons outside the STAR acceptance. Such events are accepted if the detected jet or electron passes all the W selection criteria. In addition, the W boson can decay to $\tau + \nu$ and the τ can further decay to electrons. We do not distinguish these feed down electrons from signal electrons. To estimate the Z/γ^* and τ contributions, Monte Carlo (MC) events were generated using the PYTHIA [7] generator and propagated through the STAR

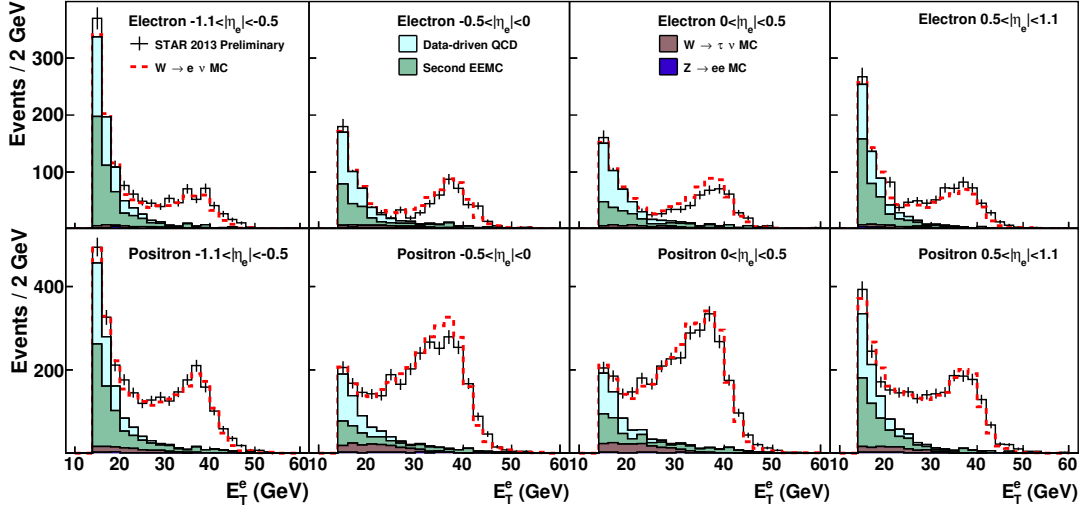


Figure 2: E_T^e distribution of W^- (top) and W^+ (bottom) candidate events (black), different background contributions with different colors (see legend), and sum of backgrounds and $W \rightarrow e\nu$ MC signal (red-dashed).

detector simulation framework based GEANT [8]. Then, the sample of MC events was embedded into STAR zero-bias proton+proton events and analyzed with the same analysis algorithms. The events that passed all the W selection cuts, were normalized to the integrated luminosity of the data, and were taken into account as contributions to the background. The QCD background was estimated using two procedures. The existing EEMC was used to assess the background from the corresponding uninstrumented acceptance region on the opposite side of the collision point. The remainders of the QCD background was estimated by normalizing the E_T spectrum of an ideal QCD sample to the observed E_T spectrum in a QCD dominated interval. In Figure 2, the E_T distributions for W^+ and W^- are shown for different pseudorapidity intervals, where the black histograms are the raw signal and the colored histograms are for different background contributions. The E_T distributions from data and simulation are consistent. The background contribution was calculated in the signal window, $25 < E_T < 50$ GeV, and quantified for each pseudorapidity interval. Additional details about the analysis procedure can be found in Ref. [9].

3. Results

From the spin sorted yields of W^\pm bosons, the longitudinal single-spin asymmetries were extracted in four pseudorapidity intervals, using

$$A_L = \frac{1}{\beta} \frac{1}{P} \frac{N_+/l_+ - N_-/l_-}{N_+/l_+ + N_-/l_-}, \quad (3.1)$$

where β quantifies the dilution due to background, P is the beam polarization, $N_+(N_-)$ is the W yield when the helicity of the polarized beam is positive (negative), and l_\pm are the relative luminosity correction factors.

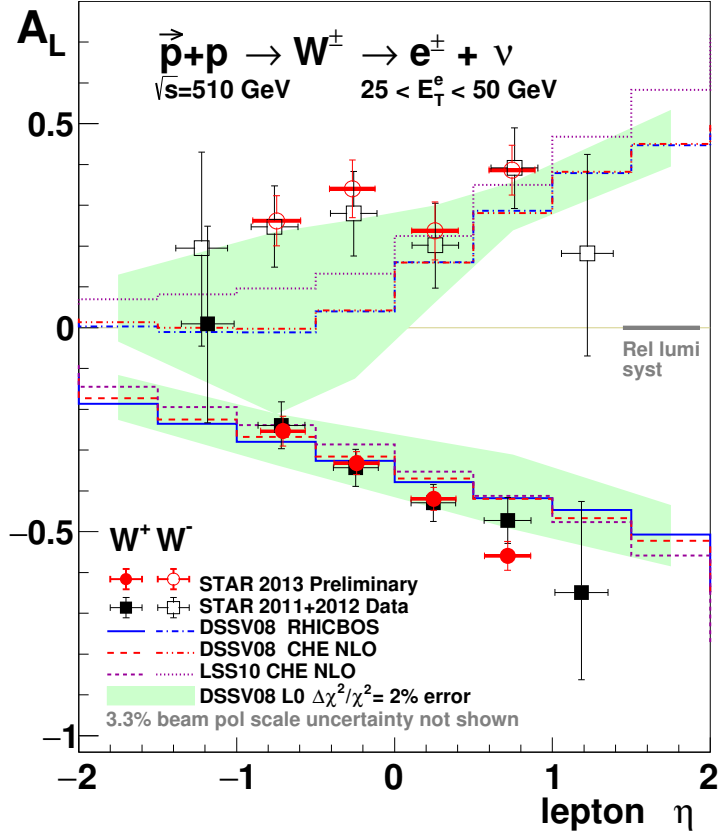


Figure 3: STAR 2013 preliminary longitudinal single-spin asymmetry results for W^\pm production as a function of lepton pseudorapidity, η_e , in comparison with theoretical predictions and STAR 2011+2012 results.

Figure 3 shows STAR 2013 preliminary W^\pm results in comparison with theoretical predictions and previous STAR results from the combined 2011 and 2012 data [9]. A_L for W^+ is consistent with the theoretical predictions albeit decreasing slightly more steeply with increasing pseudorapidity. A_L for W^- , however, are above the theoretical predictions at negative pseudorapidity. The 2013 preliminary results are consistent with 2011+2012 results, and have $\sim 40\%$ smaller uncertainties. The 2011+2012 results have been included into the global QCD analysis by NNPDF group [14]. The constraints provided by these STAR data lead to a shift in the central value of $\Delta\bar{u}$ from negative to positive in RHIC x range $0.05 < x < 0.2$. The data favor $\Delta\bar{u} > \Delta\bar{d}$ opposite to the unpolarized distributions. An earlier preliminary global analysis performed by the DSSV group included STAR 2012 preliminary results. They reported a similar impact on the $\Delta\bar{u}$ and $\Delta\bar{d}$ distributions [13]. STAR 2013 W^\pm A_L results have reached unprecedented precision and are expected to significantly advance our understanding of polarizations in the light quark sea.

The author is supported partially by the MoST of China (973 program No. 2014CB845406), the Natural Science Foundation of Shandong Province, China, under Grant No. ZR2013JQ001 and the Office of Science of the U.S. Department of Energy under Contract No. DE-AC02-05CH11231.

References

- [1] B. W. Filipone and X. D. Ji, *Adv. Nucl. Phys.* **26** (2001) 1.
- [2] D. de Florian, R. Sassor, M. Stratmann, and W. Vogelsang, *Phys. Rev. Lett.* **101** (2008) 072001.
- [3] E. Leader, A. V. Sidorov, and D. B. Stamenov, *Phys. Rev. D* **82** (2010) 114018.
- [4] G. Bunce, N. Saito, J. Soffer, and W. Vogelsang, *Ann. Rev. Nucl. Par. Sci.* **50** (2000) 525.
- [5] STAR Collab. (M. Aggarwal *et al.*), *Phys. Rev. Lett.* **106** (2011) 062002.
- [6] PHENIX Collab. (A. Adare *et al.*), *Phys. Rev. Lett.* **106** (2011) 062001.
- [7] T. Sjostrand, S. Mrenna, and P. Skands, *JHEP* **05** (2006) 026.
- [8] R. Brunet *et al.* CERN (1978).
- [9] STAR Collab. (L. Adamczyk *et al.*), *Phys. Rev. Lett.* **113** (2014) 072301.
- [10] PHENIX Collab. (A. Adare *et al.*), *Phys. Rev. D* **93** (2016) 051103.
- [11] M. Cacciari, G. P. Salam, and G. Soyez, *JHEP* **4** (2008) 063.
- [12] STAR Collab. (L. Adamczyk *et al.*), *Phys. Rev. D* **85** (2012) 092010.
- [13] E. Aschenauer, A. Bazilevsky, K. Boyle, *et al.* arXiv: 1304.0079
- [14] E. R. Nocera *et al.* *Nucl. Phys. B* **887** (2014) 276.