

Full-Duplex Cooperative Cognitive Radio Networks with Wireless Energy Harvesting

Rui Zhang, He Chen, Phee Lep Yeoh, Yonghui Li, and Branka Vucetic
School of Electrical and Information Engineering, University of Sydney, Australia
Email: {rui.zhang1, he.chen, phee.yeoh, yonghui.li, branka.vucetic}@sydney.edu.au

Abstract—This paper proposes and analyzes a new full-duplex (FD) cooperative cognitive radio network with wireless energy harvesting (EH). We consider that the secondary receiver is equipped with a FD radio and acts as a FD hybrid access point (HAP), which aims to collect information from its associated EH secondary transmitter (ST) and relay the signals. The ST is assumed to be equipped with an EH unit and a rechargeable battery such that it can harvest and accumulate energy from radio frequency (RF) signals transmitted by the primary transmitter (PT) and the HAP. We develop a novel cooperative spectrum sharing (CSS) protocol for the considered system. In the proposed protocol, thanks to its FD capability, the HAP can receive the PT's signals and transmit energy-bearing signals to charge the ST simultaneously, or forward the PT's signals and receive the ST's signals at the same time. We derive analytical expressions for the achievable throughput of both primary and secondary links by characterizing the dynamic charging/discharging behaviors of the ST battery as a finite-state Markov chain. We present numerical results to validate our theoretical analysis and demonstrate the merits of the proposed protocol over its non-cooperative counterpart.

I. INTRODUCTION

The performance of wireless communication systems is severely restricted by fundamental constraints on the energy and bandwidth of wireless transceivers. Motivated by this issue, incorporating wireless energy harvesting (EH) into cooperative cognitive radio networks with spectrum sharing has emerged as a promising solution to boost both the network lifetime and spectrum efficiency of future communication systems [1], [2]. In this context, both the primary and secondary users can harvest energy from radio-frequency (RF) signals and use the harvested energy to perform information transmission/relaying. Moreover, the unlicensed (secondary) users can help relay the licensed (primary) user's information in exchange for permission to transmit their own information using a proportion of the same spectrum. The design and analysis of EH-based cooperative spectrum sharing (CSS) networks have attracted considerable attention in the open literature recently, see e.g., [3]–[6] and references therein.

Reference [3] applied tools from stochastic geometry to study a large-scale EH-based CSS network with EH primary transmitters (PTs) that harvest energy from their associated hybrid access points (HAPs) and nearby secondary transmitters (STs). The secondary system performs energy

cooperation with the primary HAPs to charge their EH PTs in exchange for a fraction of bandwidth. It was shown in [3] that introducing cooperation between the primary and secondary systems can help improve the average throughput of both systems. Moreover, an alternative EH-based CSS network model was investigated in [4]–[6], wherein the ST was considered as an EH node that fully relies on the harvested energy to relay the PT's data and transmit its own data. In [4], the ST harvests energy and receives information from the PT at the same time using a power splitting technique, and broadcasts a superposition of the PT and its own information. A time switching-based CSS protocol was examined in [5], where the ST performs EH, information relaying, and its own information transmission in different time durations of each transmission block. In [6], the energy accumulation process at the EH ST was characterized, in which the working modes of the ST depend on its residual energy and the decoding status of the PT's data via the primary direct link.

The network frameworks proposed in [4]–[6] are promising since they enable the secondary users to harvest both energy and spectrum from the primary system, which could find considerable applications in existing and upcoming networks with low-energy and low-cost devices. However, the ST in these frameworks is burdened with not only the information relaying for PT(s) but also its own information transmission, which may unduly constrain the network performance. This is because it normally harvests and accumulates a limited amount of energy as a result of the significant propagation loss of RF signals. Motivated by this, in this paper we propose a new EH-based CSS network framework, where the relaying operation is assigned to the secondary receiver (SR) and the ST uses the harvested energy to transmit its own information only. To further boost the spectral efficiency, the full-duplex (FD) technique was recently shown in [7] to allow wireless devices to transmit and receive on the same frequency band at the same time. Inspired by this, we consider that the SR is a FD HAP such that it can receive the PT's signals and transmit energy-bearing RF signals to charge the ST simultaneously. When the accumulated energy at the ST satisfies a predefined threshold, the ST can transmit information to the HAP, which can also relay the PT's signals at the same time thanks to its FD capability.

This work was supported in part by ARC grants FL160100032, DP150104019, FT120100487 and DE140100420.

The main contributions of this paper are summarized as follows: (1) We propose a new CSS protocol for a FD cooperative cognitive radio network with wireless EH, in which the ST is an EH node that harvests energy from both the PT and the secondary HAP before transmitting its own information to the HAP; (2) We characterize the energy accumulation process of the ST battery, in which the harvested energy is stored over a certain number of transmission blocks, and is utilized for information transmission to the HAP only when a predefined energy threshold is reached. We model the dynamic behaviors of the ST battery as a finite state Markov chain and attain its steady state distribution; (3) We derive new analytical expressions for the achievable throughput of both primary and secondary systems over Nakagami- m fading channels with integer m , which provides a good approximation to the line-of-sight (LoS) Rician channels that are typical in wireless EH scenarios [8]; (4) Numerical results are performed to verify all theoretical analysis and illustrate the effects of key parameters on the derived system performance.

II. SYSTEM MODEL

We consider a FD cooperative cognitive radio network with wireless EH consisting of a PT-PR pair, a ST and a FD secondary HAP, as shown in Fig. 1. In line with [4]–[6], we assume that the PT, PR, and HAP are connected to external power supplies, while the ST has no embedded power supply. Instead, the ST is equipped with a wireless EH unit and a finite-capacity battery such that it can harvest and accumulate energy from the RF signals transmitted by the PT and HAP. This system fits well with future Internet-of-Things applications where the HAP processes information gathered from low power STs.

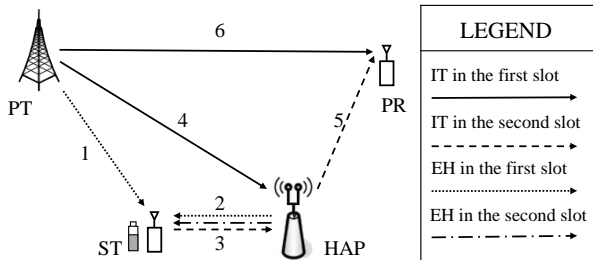


Fig. 1. System model of the considered FD cooperative cognitive radio network with wireless EH. We assume Nakagami- m fading with parameters m_i and Ω_i , where $i \in \{1; 2; 3; 4; 5; 6\}$ denotes links as marked in Fig. 1.

In this paper, we propose a new CSS protocol for the considered network. To elaborate, we use T to denote the duration of each transmission block, which is further divided into two equal time slots with length $T/2$. For the cooperative information transmission of the primary network, the PT broadcasts information to the PR and HAP in the first time slot. In the second time slot, the HAP relays the PT information to the PR, which combines the signals received from the PT and HAP. For the secondary network, the ST

harvests energy from the PT and HAP in the first time slot. Thanks to its FD capability, the HAP can simultaneously receive information from the PT and transmit a predefined energy-bearing RF signal to charge the ST in the first time slot. In the second time slot, if the residual energy in the ST battery is above a predefined threshold E_t , the ST will consume E_t amount of accumulated energy to transmit its own information to the HAP. The FD HAP receives the signals from the ST and relays the PT's information to PR at the same time. If the energy in the battery is below the threshold, the ST will continue to harvest energy from the information relaying signals emitted by the HAP. For simplicity, we adopt the fixed decode-and-forward (DF) relaying protocol at the HAP.

Hereafter, we use $h_{\mathcal{S}\mathcal{T}}, \mathcal{S}, \mathcal{T} \in \{a, b, c, d\}$ to represent the complex channel coefficient of the link between \mathcal{S} and \mathcal{T} , where a, b, c, d denote the nodes PT, PR, ST, and HAP, respectively, and $\gamma_{\mathcal{S}\mathcal{T}}$ denotes the received signal-to-interference-plus-noise ratio (SINR) from \mathcal{S} to \mathcal{T} . We note that the line-of-sight (LoS) path is very likely to exist in wireless EH links, thus we use Nakagami- m fading model to characterize the channel fading for all links, which is mathematically tractable and can well approximate the Rician fading model for LoS paths. Furthermore, all links in the system are assumed to remain unchanged over each transmission block and varies from one block to another independently following a Nakagami- m fading distribution with shape parameter m_i , and square value of power gains Ω_i , where $i \in \{1, 2, 3, 4, 5, 6\}$ is used to denote different links as marked in Fig. 1.

We now further detail the proposed CSS protocol and mathematically describe the harvested energy at the ST, and the received SINRs at the PR and HAP. Without loss of generality, we hereafter consider a normalized transmission interval (i.e., $T = 1$). For EH in the first time slot, the amount of energy harvested by the ST is given by [9]

$$E_H = \frac{1}{2}\eta \left(P_a |h_{ac}|^2 + P_d |h_{cd}|^2 \right), \quad (1)$$

where η is the energy conversion efficiency at the ST, and $P_{\mathcal{S}}, \mathcal{S} \in \{a, d\}$, denotes the transmit power of node \mathcal{S} . Notice that E_H is multiplied by a factor of $1/2$ as the ST harvests energy from only half of the transmission block. The noise power is not considered here as it is normally below the sensitivity of wireless EH units.

For IT in the first time slot, the received SINRs at the PR and HAP are given by

$$\gamma_{ab} = P_a |h_{ab}|^2 / N_0, \quad (2)$$

and

$$\gamma_{ad} = P_a |h_{ad}|^2 / (N_0 + P_d H_{dd}), \quad (3)$$

respectively, where N_0 represents the noise power, and H_{dd} represents the loop interference at the HAP that remains after imperfect loop interference elimination [10]. We assume H_{dd} is a constant value in this paper. This is motivated by

the fact that the energy-bearing signal can be effectively reduced by advanced analog and digital self-interference cancellation, thus H_{dd} can be very small and the randomness can be suppressed dramatically. We assume that the EH signals from the HAP are predefined and can be cancelled completely at the PR, thus the information transmission from the HAP to the PR will not be interfered by the energy-bearing signals emitted by the HAP.

In the second time slot, the HAP relays the received information to the PR using fixed DF protocol, while the ST chooses to operate in one of the two following modes depending on the amount of energy in its battery.

A. Mode I: Information Transmission at the ST

In this mode, the accumulated energy available in the ST battery reaches the predefined threshold E_t , thus the ST transmits information to the HAP by consuming E_t amount of energy from its battery. The received SINR at the HAP can be expressed as

$$\gamma_{cd} = \frac{2E_t|h_{cd}|^2}{N_0 + P_d H_{dd}}, \quad (4)$$

where the factor 2 comes from the fact that the E_t amount of energy is consumed within half a time block. At the same time, the PR receives information from the HAP, which is interfered by the signal from the ST. The received SINR at the PR can thus be given by

$$\gamma_{db,I} = \frac{P_d|h_{db}|^2}{N_0 + 2E_t|h_{cb}|^2}. \quad (5)$$

In mode I, the ST only harvests energy during the first time slot, thus the total amount of harvested energy at the ST can be given by $E_I = E_H$.

B. Mode II: Energy Harvesting at the ST

In this mode, the accumulated energy available in the ST battery is below E_t after the first slot, thus the ST will continue to harvest energy from the RF signal emitted by the HAP for information relaying. In this mode, the total amount of energy harvested in the two time slots can be expressed as

$$E_{II} = E_H + \frac{\eta}{2} P_d |h_{cd}|^2 = \frac{\eta}{2} (P_a |h_{ac}|^2 + 2P_d |h_{cd}|^2). \quad (6)$$

Moreover, the PR will not suffer from interference in the second time slot and the SINR at the PR is thus given by

$$\gamma_{db,II} = P_d |h_{db}|^2 / N_0. \quad (7)$$

For both mode I and II, we consider that the PR will implement maximum ratio combining (MRC) to combine the signals received in the first and second time slots. As such, the total SINR at the PR can be written as

$$\gamma_{b,i} = \gamma_{ab} + \min(\gamma_{ad}, \gamma_{db,i}), \quad (8)$$

where $i \in \{I, II\}$.

III. PERFORMANCE ANALYSIS

In this section, we will analyze the achievable throughput of the proposed CSS protocol over Nakagami- m fading channels. To this end, we follow [11] to model the dynamic behaviors of the ST battery as a finite-state Markov chain.

A. Markov Chain Description of ST Battery

We consider that the ST is equipped with a $L+1$ discrete-level battery with a finite capacity C . The i th energy level is defined as $\varepsilon_i = iC/L$, $i \in \{0, 1, \dots, L\}$. Note that when the value of L is large enough, the discrete-level battery can tightly approximate the actual continuous behaviors of the ST battery [12]. With the adopted discrete battery model, the discretized amount of harvested energy at the ST in mode I is given by

$$\varepsilon_I \triangleq \varepsilon_i, \text{ where } i = \arg \max_{j \in \{0, 1, \dots, L\}} \{\varepsilon_j : \varepsilon_j < E_I\}, \quad (9)$$

and the harvested energy at the ST in mode II is given by

$$\varepsilon_{II} \triangleq \varepsilon_i, \text{ where } i = \arg \max_{j \in \{0, 1, \dots, L\}} \{\varepsilon_j : \varepsilon_j < E_{II}\}. \quad (10)$$

Let t denote the energy level corresponding to the discretized energy threshold, which can be expressed as

$$t \triangleq i, \text{ where } i = \arg \min_{j \in \{1, \dots, L\}} \{\varepsilon_j : \varepsilon_j \geq E_t\}. \quad (11)$$

The residual energy at the beginning of the $(n+1)$ -th transmission block can thus be expressed as

$$\varepsilon[n+1] = \begin{cases} \min\{\varepsilon[n] + \varepsilon_I, C\} - \varepsilon_t, & \text{if } \varepsilon[n] + \varepsilon_I \geq \varepsilon_t; \\ \min\{\varepsilon[n] + \varepsilon_{II}, C\}, & \text{if } \varepsilon[n] + \varepsilon_I < \varepsilon_t, \end{cases} \quad (12)$$

where $\varepsilon[n]$ represents the residual energy in the ST battery at the beginning of the n -th transmission block.

Inspired by [11], we adopt the Markov chain (MC) to model the dynamic behavior of the ST battery. We use S_i to denote the state of the ST battery being ε_i at the beginning of each transmission block, and $V_{i,j}$ to denote the transition probability from state S_i to S_j . The state transitions of the MC are summarized in the following cases.

1) *Case 1: The battery remains uncharged (S_i to S_i with $0 \leq i < L-t$).* In this case, the incremental amount of energy (i.e., $\varepsilon_I - \varepsilon_t$ in Mode I or ε_{II} in Mode II) at the ST battery should be less than ε_1 so that it can be discretized to zero. Thus the transition probability can be characterized as

$$\begin{aligned} V_{i,i} &= \Pr \left\{ [(\varepsilon_I = \varepsilon_t) \cap (\varepsilon_t \leq \varepsilon_i + \varepsilon_I < \varepsilon_L)] \right. \\ &\quad \left. \cup [(\varepsilon_{II} = 0) \cap (0 \leq \varepsilon_i + \varepsilon_I < \varepsilon_t)] \right\} \\ &= \begin{cases} F_{II}(\varepsilon_1) + F_I(\varepsilon_{t+1}) - F_I(\varepsilon_t), & \text{if } 0 \leq i \leq t-1; \\ F_I(\varepsilon_{t+1}) - F_I(\varepsilon_t), & \text{if } t \leq i < L-t, \end{cases} \end{aligned} \quad (13)$$

where $F_I(\cdot)$ and $F_{II}(\cdot)$ denote the cumulative distribution functions (CDF) of E_I and E_{II} , respectively. Based on

$$A(\mu, \nu) = \frac{(-1)^{m_1+m_2-m_\mu} \beta_1^{m_1} \beta_2^{m_2} \Gamma(m_1+m_2-\nu) (\beta_\mu - \beta_{1+U(1-\mu)})^{\nu-m_1-m_2}}{\beta_\mu^\nu \Gamma(m_1+U(1-\mu)) \Gamma(m_\mu - \nu + 1)}. \quad (16)$$

$$V_{i,j} = \Pr \left\{ [(\varepsilon_{II} = \varepsilon_{j-i}) \cap (0 \leq \varepsilon_i + \varepsilon_I < \varepsilon_t)] \cup [(\varepsilon_I = \varepsilon_{j-i+t}) \cap (\varepsilon_t \leq \varepsilon_i + \varepsilon_I < \varepsilon_{L-1})] \right\} \\ = \begin{cases} F_I(\varepsilon_{t+j-i+1}) - F_I(\varepsilon_{t+j-i}) + F_{II}(\varepsilon_{j-i+1}) - F_{II}(\varepsilon_{j-i}), & \text{if } 0 \leq i \leq t-2 \text{ and } i+1 \leq j \leq t-1; \\ F_I(\varepsilon_{t+j-i+1}) - F_I(\varepsilon_{t+j-i}) + \mathcal{F}(i, j, \beta_1, \beta_2, m_1, m_2, t, \varepsilon_1), & \text{if } 0 \leq i \leq t-1 \text{ and } t \leq j \leq L-t-1; \\ F_I(\varepsilon_{t+j-i+1}) - F_I(\varepsilon_{t+j-i}), & \text{if } t \leq i < j \leq L-t-1; \\ 1 - F_I(\varepsilon_{t+L-i}), & \text{if } 0 \leq i \leq L-t \text{ and } j = L-t, \end{cases} \quad (18)$$

the results presented in [13], we can derive closed-form expressions for $F_I(\cdot)$ and $F_{II}(\cdot)$ expressed as

$$F_I(x) = \frac{\eta N_0}{2} \sum_{\mu=1}^2 \sum_{\nu=1}^{m_\mu} \frac{A(\mu, \nu)}{\Gamma(m_\mu)} \gamma(m_\mu, \frac{2x\beta_\mu}{\eta N_0}), \quad (14)$$

and

$$F_{II}(x) = \frac{\eta N_0}{2} \sum_{\mu=1}^2 \sum_{\nu=1}^{m_\mu} \frac{A(\mu, \nu) \gamma(m_\mu, 2^{-U(\mu-2)} \beta_\mu x)}{\Gamma(m_\mu)}, \quad (15)$$

where we consider all $m_i, i \in \{1, 2, 3, 4, 5, 6\}$, as integers for simplicity, $U(x)$ is the unit step function defined as $U(x) = 1$ for $x \geq 0$, and zero otherwise, and the weight $A(\cdot, \cdot)$ is given in (16) on top of this page. In (14) and (15), $\gamma(\cdot, \cdot)$ is the lower incomplete gamma function, and $\beta_i = m_i/\Omega_i, i \in \{1, 2\}$. In our proposed model, Ω_1 and Ω_2 are defined as

$$\Omega_1 = P_a/(d_{ac}^\alpha N_0), \Omega_2 = P_d/(d_{cd}^\alpha N_0), \quad (17)$$

where α is the path loss exponent and d_{ST} is the distance between nodes \mathcal{S} and \mathcal{T} .

2) *Case 2: The battery is partially charged (S_i to S_j with $0 \leq i < j \leq L$).* Similar with the previous case, the harvested energy should be larger than ε_{j-i+t} in Mode I or between ε_{j-i} and ε_{j-i+1} in Mode II. Thus, this transition probability can be characterized as (18) on top of this page, where $\mathcal{F}(i, j, \beta_1, \beta_2, m_1, m_2, t, \varepsilon_1)$ is given by

$$\mathcal{F}(i, j, \beta_1, \beta_2, m_1, m_2, t, \varepsilon_1) \\ = \Pr \left\{ (\varepsilon_i + \varepsilon_I < \varepsilon_t) \cap (\varepsilon_j = \varepsilon_i + \varepsilon_{II} \geq \varepsilon_t) \right\} \\ = \sum_{\mu=j-t+1}^{\lfloor (j-i)/2 \rfloor} P_1(j-i-2\mu) P_2(\mu), \quad (19)$$

In (19), $\lfloor x \rfloor$ denotes the largest integer that is smaller than x , and $P_i(x), i \in \{1, 2\}$, denotes the probability that the ST harvests $x\varepsilon_1$ amount of energy through link i in a half transmission block, which can be derived as

$$P_i(x) = \frac{\gamma(m_i, \frac{2\beta_i \varepsilon_1 x}{\eta N_0})}{\Gamma(m_i)} - \frac{\gamma(m_i, \frac{2\beta_i \varepsilon_1}{\eta N_0})}{\Gamma(m_i)}. \quad (20)$$

3) *Case 3: The battery is fully charged (S_i to S_L with $0 \leq i < 2t - L$ and $2t > L$).* This case happens only when ST operates in Mode II, as the ST battery can never be fully charged in Mode I. We can further deduce that the residual energy in the battery should be less than the energy threshold after the first slot but reaches the battery capacity after the second slot. Therefore, this transition probability can be expressed as

$$V_{i,L} = \Pr \left\{ [(\varepsilon_i + \varepsilon_I < \varepsilon_t) \cap (\varepsilon_i + \varepsilon_{II} \geq \varepsilon_L)] \right\} \\ = \sum_{\mu=L-t}^{\lfloor \frac{L-i}{2} \rfloor} \sum_{\nu=L-i-2\mu}^{t-i-\mu-1} P_1(\mu) P_2(\nu), 0 \leq i < 2t - L. \quad (21)$$

4) *Case 4: The battery is discharged (S_j to S_i with $1 \leq j \leq L - t$ and $\max(0, j - t) \leq i < j$).* It is obvious that the energy in the ST battery will decrease only when the residual energy of the ST reaches E_t after the first slot but the total harvested energy is smaller than the amount of consumed energy (i.e., the energy threshold) in Mode I. Thus, the transition probability of this case is characterized as

$$V_{j,i} = \Pr \left\{ [(\varepsilon_I = \varepsilon_t - \varepsilon_{j-i}) \cap (\varepsilon_t \leq \varepsilon_j \leq \varepsilon_L)] \right\} \\ = F_I(\varepsilon_{t-j+i+1}) - F_I(\varepsilon_{t-j+i}), \\ \text{if } 1 \leq j \leq L - t \text{ and } \max(0, j - t) \leq i < j. \quad (22)$$

Let $\mathbf{V} = [V_{i,j}]_{(L+1) \times (L+1)}$ denote the transition matrix of the formulated MC, which can easily be verified to be irreducible and row stochastic [14]. Therefore, there exists a unique solution $\boldsymbol{\pi}$ that satisfies the following equation

$$\boldsymbol{\pi} = (\boldsymbol{\pi}_0, \boldsymbol{\pi}_1, \dots, \boldsymbol{\pi}_L)^\top = \mathbf{V}^\top \boldsymbol{\pi}, \quad (23)$$

where $\pi_i, i \in \{0, 1, \dots, L\}$, is the i -th component of $\boldsymbol{\pi}$ representing the stationary distribution of the i -th energy level at the ST at the beginning of each transmission block. The battery stationary can be calculated as [14]

$$\boldsymbol{\pi} = (\mathbf{V}^\top - \mathbf{I} + \mathbf{B})^{-1} \mathbf{b}, \quad (24)$$

where \mathbf{V}^\top denotes the transpose matrix of \mathbf{V} , \mathbf{I} is the identity matrix, $\mathbf{B}_{i,j} = 1, \forall i, j$, and $\mathbf{b} = (1, 1, \dots, 1)^\top$.

$$F_{\gamma_{b,I}}(x) = 1 - e^{-\beta_6 x} - \sum_{a=0}^{m_4-1} \sum_{b=0}^{m_5-1} \frac{\beta_4^a \beta_5^b \beta_6^{m_6}}{a!b!\Gamma(m_6)} B(a+b+1, m_6) e^{-(\beta_4+\beta_5)x} x^{a+b+m_6} {}_1F_1(m_6; a+b+1; x(\beta_4+\beta_5-\beta_6)), \quad (29)$$

B. Achievable Throughput Analysis

Based on the steady state distribution of the ST battery derived in the previous subsection, we now proceed to analyze the achievable throughput of the proposed protocol. From (4), the achievable throughput at the HAP can be expressed as

$$R_d = (1 - P_{od})R_0/2, \quad (25)$$

where $R_0 = \log_2(1 + \gamma_0)$, and γ_0 refers to the SINR threshold. The P_{od} denotes the probability of the event that the energy in ST battery is smaller than E_t or the transmission of ST suffers from outage, which can be expressed as

$$\begin{aligned} P_{od} &= 1 - \Pr \{ \gamma_{cd} \geq \gamma_0 \ \& \ \varepsilon_{II} \geq \varepsilon_{t-i} \} \\ &= \sum_{\nu=0}^s P_2(\nu) + \sum_{i=0}^{t-s} \sum_{\mu=0}^{t-i} \sum_{\nu=s}^{t-\mu-i} \pi_i P_1(\mu) P_2(\nu), \end{aligned} \quad (26)$$

where s denotes the minimum battery level of the energy harvested from HAP signals. Through combining (1), (4), and (6), s can be given by

$$s = \lceil \frac{\eta P_d \gamma_0 L}{4 C E_t} (N_0 + P_d H_{dd}) \rceil, \quad (27)$$

where $\lceil x \rceil$ denotes the smallest integer that is larger than x .

Based on (8), the capacity of the PR is expressed as [15]

$$R_b = \frac{R_0}{2} [(1 - P_{ob})(1 - F_{\gamma_{b,I}}(x)) + P_{ob}(1 - F_{\gamma_{b,II}}(x))], \quad (28)$$

where $F_{\gamma_{b,I}}(\cdot)$ and $F_{\gamma_{b,II}}(\cdot)$ are the CDF of $\gamma_{b,I}$ and $\gamma_{b,II}$, respectively, and P_{ob} denotes the probability of the event that the residual energy of the ST battery is smaller than the energy threshold in the middle of each transmission block.

We find that the exact CDF of $\gamma_{b,I}$ is difficult to derive. Fortunately, we realized that the interference in $\gamma_{b,I}$ could be small since its transmit power comes from EH, and ST and PR can be far away from each other. For tractability, we omit the interference term in $\gamma_{b,I}$ such that $\gamma_{b,I} \approx \gamma_{b,II}$. We then derive the CDF of $\gamma_{b,I}$ given in (29) on top of this page where $\beta_i = m_i/\Omega_i$, $i \in \{4, 5, 6\}$, which denotes the different links between nodes, and the values of Ω_4 , Ω_5 , and Ω_6 are defined as

$$\Omega_4 = \frac{P_a d_{ad}^{-\alpha}}{N_0 + P_d H_{dd}}, \Omega_5 = \frac{P_d d_{db}^{-\alpha}}{N_0}, \Omega_6 = \frac{P_a d_{ab}^{-\alpha}}{N_0}. \quad (30)$$

IV. NUMERICAL RESULTS

In this section, we provide simulation results to verify the correctness of the derived analytical expressions and illustrate the impacts of key parameters on the achievable throughput of the proposed CSS protocol. For simplicity, we consider a linear network topology, where the nodes are

located along a straight line according to the following order: PT, ST, HAP, PR. Therefore, we have $d_{ad} = d_{ac} + d_{cd}$ and $d_{ab} = d_{ad} + d_{bd}$. In all simulations, we consider that the transmit powers of the PT and HAP follows a specific relationship given by $P_a = kP_d$, where k is a constant. We set the distance between the PT and PR as $d_{ab} = 20$, path-loss factor $\alpha = 3$, energy conversion efficiency $\eta = 0.5$, noise power $N_0 = 10^{-5}$, ST battery capacity $C = 5$, and Nakagami- m fading parameter $m_i = 3$, for $i \in \{1, 2, 3\}$, and $m_i = 1$, for $i \in \{4, 5, 6\}$.

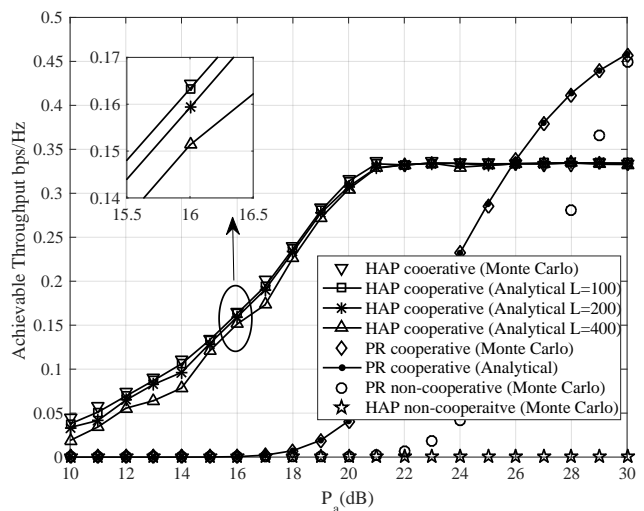


Fig. 2. The achievable throughput of the PR and HAP versus the transmit power at the PT with $E_t = 2$, $d_{ad} = 6$, $d_{ac} = d_{cd} = 3$, and $P_a = P_d$.

Fig. 2 compares the achievable throughput of the PR and HAP for the considered cooperative network and its non-cooperative counterpart. We can see from this figure that the analytical results and the corresponding Monte Carlo simulations of the achievable throughput at the PR match well with each other. Moreover, similar phenomenon can be observed for the average throughput at the HAP for a wide range of value of P_a . It is worth pointing out that when P_a is relatively small, there exist small gaps between the analytical and simulation curves for the average throughput of the HAP. This is because the harvested energy in the Monte Carlo simulations is continuous, whereas it is discretized in our analytical results. When P_a is small, the amount of energy harvested at each time is less than a single discrete battery level and is thus treated as zero in our analytical results. In contrast, the amount of energy at the ST battery indeed increases in the Monte Carlo simulations.

Fig. 2 also shows that the average throughput of the PR increases monotonically with the PT transmit power.

We see that the average throughput of the PR in the proposed cooperative protocol significantly outperforms the non-cooperative case. As we assume the ST is not permitted to transmit information in the non-cooperative network, the average throughput at the HAP in the proposed cooperative framework also outperforms the non-cooperative counterpart. We can also observe that the achievable throughput at the HAP achieves the maximum value when P_a is greater than $22dBm$. This is because when the PT and HAP are in the low transmit power regime, the probability of the two events where the ST battery level is smaller than E_t and the SINR at HAP is smaller than γ_0 , both decrease with increasing P_a and P_d . However, the achievable throughput of the ST will remain stable when P_a and P_d are large enough and the ST can transmit information to the HAP in each transmission block.

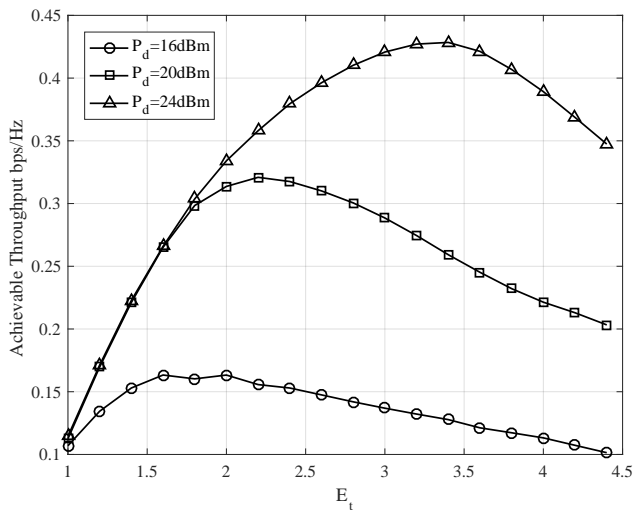


Fig. 3. The achievable throughput of the HAP versus the energy thresholds with different PT transmit powers, where $d_{ad} = 6$, $d_{ac} = 3$, $d_{cd} = 3$, $P_a = P_d$, and $L = 400$.

Fig. 3 shows the achievable throughput of the HAP versus the energy threshold E_t with different values of P_d . We can see that in all simulated cases, there exists an optimal E_t that maximizes the achievable throughput of the HAP. This is because the E_t has contradictory influences on the HAP's throughput. A larger E_t increases the HAP's instantaneous achievable throughput but reduces the transmission probability of the ST. We also observe from the figure that the optimal value of E_t shifts to the right as the P_d increases. This is because the ST can harvest more energy on average and thus a higher E_t should be adopted to increase the throughput at the HAP.

V. CONCLUSIONS

In this paper, we developed a novel cooperative spectrum sharing framework for a full-duplex cooperative cognitive radio network with wireless energy harvesting (EH). The full-duplex hybrid access point (HAP) can simultaneously

receive signals from the primary transmitter (PT) and emit signals to charge the secondary transmitter (ST) in the first time slot, and can forward the PT's signals to the primary receiver (PR) and receive information from the ST in the second time slot. The energy accumulation process of the EH ST was modeled as a finite-state Markov chain and analytical expressions were derived for the achievable throughput of both primary and secondary links. Monte Carlo simulations validated our theoretical analysis. Numerical results demonstrated that the achievable throughput of the proposed cooperative framework outperforms that of its non-cooperative counterpart.

REFERENCES

- [1] H. Chen, C. Zhai, Y. Li, and B. Vucetic, "Cooperative strategies for wireless-powered communications," *arXiv preprint arXiv:1610.03527*, 2016.
- [2] S. Park, H. Kim, and D. Hong, "Cognitive radio networks with energy harvesting," *IEEE Transactions on Wireless Communications*, vol. 12, no. 3, pp. 1386–1397, March 2013.
- [3] C. Zhai, J. Liu, and L. Zheng, "Cooperative spectrum sharing with wireless energy harvesting in cognitive radio networks," *IEEE Transactions on Vehicular Technology*, vol. 65, no. 7, pp. 5303–5316, July 2016.
- [4] Z. Wang, Z. Chen, B. Xia, L. Luo, and J. Zhou, "Cognitive relay networks with energy harvesting and information transfer: Design, analysis, and optimization," *IEEE Transactions on Wireless Communications*, vol. 15, no. 4, pp. 2562–2576, April 2016.
- [5] S. Yin, E. Zhang, Z. Qu, L. Yin, and S. Li, "Optimal cooperation strategy in cognitive radio systems with energy harvesting," *IEEE Transactions on Wireless Communications*, vol. 13, no. 9, pp. 4693–4707, Sept 2014.
- [6] C. Zhai, J. Liu, and L. Zheng, "Relay-based spectrum sharing with secondary users powered by wireless energy harvesting," *IEEE Transactions on Communications*, vol. 64, no. 5, pp. 1875–1887, May 2016.
- [7] G. Zheng, I. Krikidis, and B. o. Ottersten, "Full-duplex cooperative cognitive radio with transmit imperfections," *IEEE Transactions on Wireless Communications*, vol. 12, no. 5, pp. 2498–2511, May 2013.
- [8] H. Suzuki, "A statistical model for urban radio propagation," *IEEE Transactions on Communications*, vol. 25, no. 7, pp. 673–680, Jul 1977.
- [9] X. Zhou, R. Zhang, and C. K. Ho, "Wireless information and power transfer: Architecture design and rate-energy tradeoff," *IEEE Transactions on Communications*, vol. 61, no. 11, pp. 4754–4767, November 2013.
- [10] T. Riihonen, S. Werner, and R. Wichman, "Hybrid full-duplex/half-duplex relaying with transmit power adaptation," *IEEE Transactions on Wireless Communications*, vol. 10, no. 9, pp. 3074–3085, September 2011.
- [11] Y. Gu, H. Chen, Y. Li, and B. Vucetic, "A discrete time-switching protocol for wireless-powered communications with energy accumulation," in *2015 IEEE Global Communications Conference (GLOBECOM)*, Dec 2015, pp. 1–6.
- [12] W. J. Huang, Y. W. P. Hong, and C. c. J. Kuo, "Lifetime maximization for amplify-and-forward cooperative networks," *IEEE Transactions on Wireless Communications*, vol. 7, no. 5, pp. 1800–1805, May 2008.
- [13] G. K. Karagiannidis, N. C. Sagias, and T. A. Tsiftsis, "Closed-form statistics for the sum of squared nakagami-m variates and its applications," *IEEE Transactions on Communications*, vol. 54, no. 8, pp. 1353–1359, Aug 2006.
- [14] I. Krikidis, T. Charalambous, and J. S. Thompson, "Buffer-aided relay selection for cooperative diversity systems without delay constraints," *IEEE Transactions on Wireless Communications*, vol. 11, no. 5, pp. 1957–1967, May 2012.
- [15] G. Zhu, C. Zhong, H. A. Suraweera, Z. Zhang, C. Yuen, and R. Yin, "Ergodic capacity comparison of different relay precoding schemes in dual-hop af systems with co-channel interference," *IEEE Transactions on Communications*, vol. 62, no. 7, pp. 2314–2328, July 2014.