

Asymmetric Learning Vector Quantization for Efficient Nearest Neighbor Classification in Dynamic Time Warping Spaces

Brijnesh J. Jain and David Schultz
 Technische Universität Berlin, Germany
 e-mail: brijnesh.jain@gmail.com

The nearest neighbor method together with the dynamic time warping (DTW) distance is one of the most popular approaches in time series classification. This method suffers from high storage and computation requirements for large training sets. As a solution to both drawbacks, this article extends learning vector quantization (LVQ) from Euclidean spaces to DTW spaces. The proposed LVQ scheme uses asymmetric weighted averaging as update rule. Empirical results exhibited superior performance of asymmetric generalized LVQ (GLVQ) over other state-of-the-art prototype generation methods for nearest neighbor classification.

1. Introduction

The nearest neighbor (NN) classifier endowed with the dynamic time warping (DTW) distance is one of the most popular methods in time series classification [9, 44]. Application examples include electrocardiogram frame classification [16], gesture recognition [2, 32], speech recognition [24], and voice recognition [23].

Two disadvantages of the naive NN method are high storage and computation requirements. Storage requirements are high, because the entire training set needs to be retained for being able to execute its classification rule. Computation requirements are high, because classifying a test example demands calculation of DTW distances between the test and all training examples. One solution to both limitations are data reduction methods that infer a small set of prototypes from the training examples [42]. These methods aim at scaling down storage and computational complexity, while maintaining high classification accuracy. Two common reduction approaches are prototype selection [10] and prototype generation [40]. Prototype selection methods choose a suitable subset of the original training set. Examples of prototype selection algorithms that have been applied in DTW spaces are min-max centroids [30], k-Medoids [18, 28, 29] and the DROP-family [42, 43].

Prototype generation methods infer new artificial prototypes from the training examples. We distinguish between three directions to prototype generation methods for NN classification in DTW spaces:

1. *Unsupervised prototype generation* [1, 26, 29, 30, 31, 35, 39, 41]: Unsupervised methods cluster the training examples of every class separately. Centroids of the clusters are computed by averaging warped time series, which is non-trivial as compared to averaging vectors [27, 36]. The resulting centroids form a reduced set of prototypes for NN classification.
2. *Symmetric LVQ1* [38]: Symmetric LVQ1 is a supervised prototype generation method that extends the LVQ1 algorithm [20] from Euclidean to DTW spaces by using a symmetric update rule. Starting with an initial set of prototypes, LVQ1 repeatedly applies the following steps: (i) select the next training example x ; (ii) identify the prototype p closest to x ; and (iii) attract p to x if the class labels of both agree, otherwise repel p from x .

3. *Relational LVQ* [11, 13, 14, 22]: Relational LVQ methods extend state-of-the-art LVQ methods from Euclidean spaces to pseudo-Euclidean spaces via pairwise dissimilarity data. An important example that has been extended to relational learning is generalized LVQ (GLVQ) [34]

An empirical comparison of different methods across the three directions is missing. Consequently, it is unclear which direction is best suited for which situation. Relational methods are theoretically best developed and the most general approach, because they can be applied to any distance space. Unsupervised methods are currently the most popular direction in DTW spaces. Their usefulness has been first demonstrated in the 1970ies for speech recognition [30, 31] and recently confirmed for general time series classification tasks [29, 35]. Moreover, empirical result showed that k-means together with the DBA algorithm for time series averaging exhibited the best generalization performance over different prototype selection and unsupervised prototype generation methods [28, 29]. A limitation of unsupervised methods is that they learn prototypes of every class separately without considering the decision boundaries to the respective neighboring classes. In contrast to unsupervised methods, supervised approaches aim at directly approximating the true but unknown decision boundaries. As far as we know, symmetric LVQ1 [38] is the only existing supervised prototype generation method that operates in DTW spaces. However, there are two major issues related to symmetric LVQ1:

1. The update rule of the Euclidean LVQ1 method can be formulated as a weighted average of two points. Averages in Euclidean spaces are unique minimizers of a sum of squared Euclidean distances. In DTW spaces there are two forms of averages: a symmetric and an asymmetric form [21, 36]. The symmetric form computes the arithmetic mean of warped time series, whereas the asymmetric form is a minimizer of a sum of squared DTW distance criterion [17, 36]. Symmetric LVQ1 uses a symmetric form of weighted average as update rule, which has the semblance of the Euclidean LVQ1 update rule but resists a theoretical justification.
2. Symmetric LVQ1 has been proposed as a heuristic without explicit link to a cost function. It extends the first and simplest LVQ variant formulated in Euclidean spaces [20]. The Euclidean LVQ1 showed unsatisfactory generalization performance, slow convergence, and numerical instabilities. Improved methods such as GLVQ define explicit cost functions that are minimized by stochastic gradient descent. In principle, it is possible to extend cost-based LVQ methods to DTW spaces using symmetric update rules. However, these update rules will fail to minimize the respective extended cost functions in an analytically justified way (cf. Section 3.4).

Given both issues, it seems natural to ask whether asymmetric extensions of cost-based LVQ methods are beneficial for supervised prototype generation in DTW spaces.

In this contribution, we propose an asymmetric LVQ scheme for DTW spaces. The proposed asymmetric scheme is generic and theoretically better grounded than its symmetric counterpart. It is generic in the sense that Euclidean LVQ algorithms can be directly extended to DTW spaces under mild assumptions. As examples, we derive asymmetric versions of LVQ1 and GLVQ. The proposed scheme is theoretically justified in the sense that asymmetric update rules are weighted averages that minimize a sum of squared distance criterion. In addition, asymmetric cost-based LVQ are stochastic gradient descent method almost surely. In experiments, we compared the performance of the proposed asymmetric LVQ methods against prototype generation methods from the above three directions. The results suggest that asymmetric GLVQ best trades classification accuracy against computation time by a large margin.

The implications of this contribution are twofold: First, asymmetric GLVQ is well suited for online settings and in situations where storage and computation requirements are an issue. Second, the generic asymmetric LVQ scheme can serve as a blueprint for directly extending unsupervised prototype learning methods to DTW spaces, such as vector quantization, self-organizing maps, and neural gas.

The rest of this paper is structured as follows: Section 2 introduces LVQ in Euclidean space. Section 3 proposes asymmetric LVQ for DTW spaces. Section 4 presents and discusses experiments. Finally, Section 5 concludes with a summary of the main results and an outlook to further research.

2. Learning Vector Quantization

This section introduces learning vector quantization in Euclidean spaces in such a way that most concepts can be directly extended to other distance spaces.

2.1. Nearest Neighbor Classification

Let (\mathcal{X}, δ) be a distance space with distance function $\delta : \mathcal{X} \times \mathcal{X} \rightarrow \mathbb{R}_{\geq 0}$. Furthermore, let $\mathcal{Y} = \{1, \dots, C\}$ be a set consisting of C class labels. We assume that there is an unknown function

$$y : \mathcal{X} \rightarrow \mathcal{Y}, \quad x \mapsto y(x)$$

that assigns every element $x \in \mathcal{X}$ to a class label $y(x) \in \mathcal{Y}$. A nearest neighbor classifier approximates the unknown function y by using a set $\mathcal{C} = \{(p_1, z_1), \dots, (p_K, z_K)\}$ of K reference elements $p_k \in \mathcal{X}$ with class labels $z_k = y(p_k)$. The set \mathcal{C} is called *codebook* and its elements p_k are the *prototypes*. We demand that $y(\mathcal{C}) = \mathcal{Y}$, that is there is at least one prototype for every class. For the sake of convenience, we occasionally write $p \in \mathcal{C}$ instead of $(p, z) \in \mathcal{C}$. Consider the function

$$p_*(x) = \operatorname{argmin}_{p \in \mathcal{C}} \delta(p, x)$$

that associates element $x \in \mathcal{X}$ with its nearest (best-matching) prototype $p_*(x) \in \mathcal{C}$. Then the nearest neighbor classifier with respect to codebook \mathcal{C} is a function $h_{\mathcal{C}} : \mathcal{X} \rightarrow \mathcal{Y}$ of the form $h_{\mathcal{C}}(x) = y(p_*(x))$. The function $h_{\mathcal{C}}(x)$ assigns element x to the class of its nearest prototype $p_*(x)$.

2.2. Learning Vector Quantization

Let $\mathcal{X} = \mathbb{R}^d$ be the d -dimensional Euclidean space endowed with the Euclidean metric $\delta(x, y) = \|x - y\|$. Suppose that $\mathcal{D} = \{(x_1, y_1), \dots, (x_N, y_N)\} \subseteq \mathcal{X} \times \mathcal{Y}$ is a training set. The goal of LVQ is to learn a codebook \mathcal{C} of size $K \ll N$ on the basis of the training set \mathcal{D} such that the expected misclassification error of the nearest neighbor classifier $h_{\mathcal{C}}$ is as small as possible.

Learning can be performed in batch or incremental (stochastic) mode. Here, we focus on incremental learning. During learning, prototypes p are adjusted in accordance with the distortion

$$D_x(p) = \delta^2(p, x),$$

where x is the current input example. The distortion $D_x(p)$ is differentiable as a function of p and its gradient is given by $\nabla D_x(p) = 2(p - x)$. Then the generic LVQ scheme is of the following form:

-
1. Initialize codebook \mathcal{C} .
 2. Repeat until termination:
 - a) Randomly select a training example $(x, y) \in \mathcal{D}$.
 - b) For all prototypes $(p, z) \in \mathcal{C}$ do

$$p \leftarrow p - \eta \cdot f(p, x) \cdot (p - x), \tag{1}$$

where η is an adaptive learning rate and f is a class-compatible force function.

- c) Optionally adjust hyper-parameters.
-

The learning rate η in Eq. (1) absorbs the constant factor 2 of the gradient $\nabla D_x(p)$. Variants of LVQ algorithms differ in the particular form of the force function. Note that the notation of the force function is incomplete for the sake of simplicity. A force function $f(p, x)$ depends on the class labels of both arguments as well as on the entire codebook \mathcal{C} .

The force function $f(p, x)$ is a real-valued function that determines the direction and relative strength with which prototype p is updated. A positive force $f(p, x)$ moves p closer to the input x . A negative force $f(p, x)$ repels p from x . Finally, prototype p remains unchanged if the force $f(p, x)$ is zero. We demand that the force function $f(p, x)$ is class-compatible in the sense that $f(p, x) \geq 0$ if $y(x) = y(p)$ and $f(p, x) \leq 0$ if $y(x) \neq y(p)$.

Hyper-parameters need to be initialized and can be optionally adjusted during learning. Two common hyper-parameters are the number K of prototypes and the learning rate η . Some force functions include additional hyper-parameters.

2.3. Examples of LVQ Algorithms

This section presents two examples of LVQ algorithms, the LVQ1 and the generalized LVQ algorithm.

Example 1: LVQ1

The LVQ1 algorithm proposed by Kohonen [20] is historically the first LVQ method. Its heuristically motivated update rule is of the form

$$p \leftarrow \begin{cases} p - \eta(p - x) & : p = p_*(x) \text{ and } y(x) = y(p) \\ p + \eta(p - x) & : p = p_*(x) \text{ and } y(x) \neq y(p) \\ p & : p \neq p_*(x) \end{cases} .$$

The update rule adjusts the best matching prototype $p = p_*(x)$ of the current input x and leaves all other prototypes unchanged. Prototype p is attracted to x if their class labels agree and repelled otherwise. To express the update rule of LVQ1 in terms of Eq. (1), we define the force function f of LVQ1 as

$$f(p, x) = \begin{cases} +1 & : p = p_*(x) \text{ and } y(x) = y(p) \\ -1 & : p = p_*(x) \text{ and } y(x) \neq y(p) \\ 0 & : p \neq p_*(x) \end{cases} .$$

Example 2: Generalized LVQ

The early LVQ1 algorithm suffered from sensitivity to initialization, instabilities during learning, and slow convergence [25]. Therefore, several modifications of LVQ1 have been suggested [4, 25]. One example is generalized learning vector quantization (GLVQ) proposed by Sato and Yamada [34]. During learning, GLVQ maximizes the hypothesis margin [7, 12] by minimizing the cost function

$$E = \sum_{i=1}^N h(\kappa(x_i)),$$

where $h : \mathbb{R} \rightarrow \mathbb{R}$ is a monotonously increasing function and $\kappa : \mathcal{X} \rightarrow \mathbb{R}$ is the relative distance difference.

Here, we assume that h is the sigmoid function $h(u) = 1/(1 + \exp(-\sigma u))$, where σ is an adjustable hyper-parameter that controls the slope. To describe the relative distance difference, we consider a training example $(x, y) \in \mathcal{D}$. Suppose that p^+ is the closest prototype of x with $y(p^+) = y$ and p^- is the closest prototype of x with $y(p^-) \neq y$. Then the relative distance difference of x is defined by

$$\kappa(x) = \frac{d^+ - d^-}{d^+ + d^-},$$

where $d^\pm = \delta(p^\pm, x)$ are the squared distances of x from the prototypes p^\pm . The relative difference $\kappa(x)$ as a function of the prototypes p^\pm has the following analytical properties:

- (i) $\kappa(x)$ is undefined if $x = p^+ = p^-$.
- (ii) $\kappa(x)$ is locally Lipschitz continuous if $d^+ + d^- \neq 0$.
- (iii) $\kappa(x)$ is non-differentiable if one of the prototypes p^\pm is not uniquely determined for x .

The function $\kappa(x)$ is not continuously extendable at its discontinuity, which is a singleton. Otherwise, from case (ii) follows that $\kappa(x)$ is differentiable almost everywhere by Rademacher's Theorem [8]. In other words, we have zero probability that non-differentiability occurs. The same analytical properties hold for the loss $h(\kappa(x))$ and the cost function E .

The GLVQ algorithm minimizes the cost function E incrementally according to the following update rule for every prototype $p \in \mathcal{C}$:

$$p \leftarrow \begin{cases} p - \eta \phi^+(p - x) & : p = p^+ \\ p + \eta \phi^-(p - x) & : p = p^- \\ p & : \text{otherwise} \end{cases} ,$$

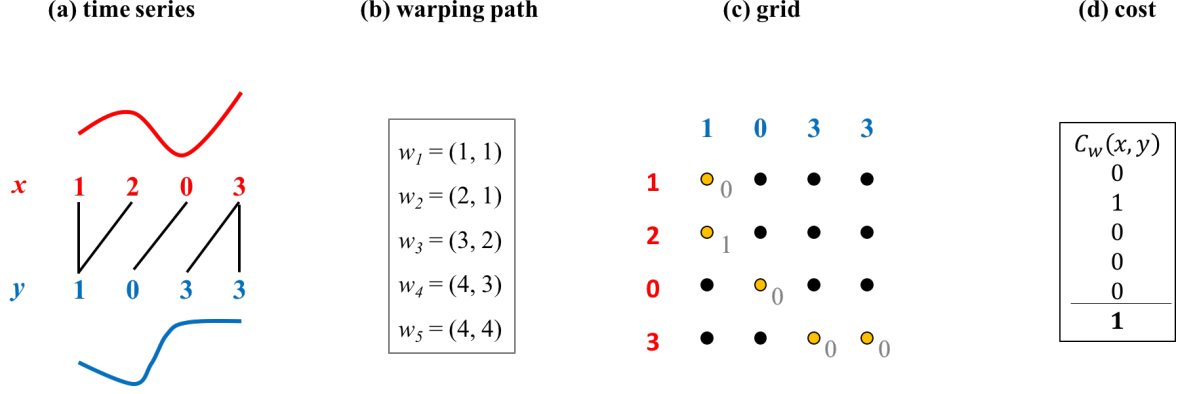


Figure 1: (a) Two time series x and y of length $n = 4$. The red and blue numbers are the elements of the respective time series. (b) Warping path $w = (w_1, \dots, w_5)$ of length $L = 5$. The points $w_l = (i_l, j_l)$ of warping path w align elements x_{i_l} of x to elements y_{j_l} of y as illustrated in (a) by black lines. (c) The 4×4 grid showing how warping path w moves from the upper left to the lower right corner as indicated by the orange balls. The numbers attached to the orange balls are the squared-error costs of the corresponding aligned elements. (d) The cost $C_w(x, y)$ of aligning x and y along warping path w .

where

$$\phi^+ = h'(\kappa(x)) \frac{d^-}{(d^+ + d^-)^2} \quad \text{and} \quad \phi^- = h'(\kappa(x)) \frac{d^+}{(d^+ + d^-)^2}$$

The derivative of the sigmoid function is given by $h'(u) = h(u)(1 - h(u))$.

The update rule of GLVQ performs stochastic gradient descent if $h(\kappa(x))$ is differentiable as a function of p , which is almost surely the case. If the exceptional case (i) occurs, we find that $p - x = 0$. In this case, updating leaves the prototype p unchanged. Thus, the singularity of κ has no adverse effects. Critical are continuous but non-differentiable points p corresponding to case (iii). There are two straightforward strategies to cope with non-differentiability: The first strategy ignores the current input x and draws the next training example. The second strategy breaks all ties if the closest prototypes p^\pm of input x are not uniquely determined and then proceeds as usual. Either of both strategies can be implemented into the force function of GLVQ. The force function of GLVQ following the first strategy for case (iii) is of the form

$$f(p, x) = \begin{cases} +\phi^+(x) & : p = p^+ \text{ and } p^+ \text{ is unique} \\ -\phi^-(x) & : p = p^- \text{ and } p^- \text{ is unique} \\ 0 & : \text{otherwise} \end{cases} .$$

Substituting the force function $f(p, x)$ into the generic Euclidean update rule (1) gives the update rule of GLVQ.

3. LVQ in DTW Spaces

This section presents a generic asymmetric update rule for LVQ in DTW spaces and discusses its relationship to the symmetric LVQ1 update rule proposed by Somervuo and Kohonen [38].

3.1. The Dynamic Time Warping Distance

We begin with introducing the DTW distance. We refer to Figure 1 for explanatory illustrations of the concepts.

A time series x of length m is a sequence $x = (x_1, \dots, x_m)$ consisting of feature vectors $x_i \in \mathbb{R}^d$ for every time point $i \in [m] = \{1, \dots, m\}$. By \mathcal{T} we denote the set of all time series of finite length with features from \mathbb{R}^d . To define the DTW-distance, we first need to introduce warping paths.

Definition 3.1. *Let $m, n \in \mathbb{N}$. A warping path of order $m \times n$ is a sequence $w = (w_1, \dots, w_L)$ of L points $w_l = (i_l, j_l) \in [m] \times [n]$ such that*

1. $w_1 = (1, 1)$ and $w_L = (m, n)$ (boundary conditions)
2. $w_{l+1} - w_l \in \{(1, 0), (0, 1), (1, 1)\}$ for all $l \in [L - 1]$ (step condition)

The set of all warping paths of order $m \times n$ is denoted by $\mathcal{W}_{m,n}$. A warping path of order $m \times n$ can be thought of as a path in a $[m] \times [n]$ grid, where rows are ordered top-down and columns are ordered left-right. The boundary conditions demand that the path starts at the upper left corner and ends in the lower right corner of the grid. The step condition demands that a transition from one point to the next point moves a unit in exactly one of the following directions: down, right, and diagonal.

A warping path $w = (w_1, \dots, w_L) \in \mathcal{W}_{m,n}$ defines an alignment (or warping) between time series $x = (x_1, \dots, x_m)$ and $y = (y_1, \dots, y_n)$. Every point $w_l = (i_l, j_l)$ of warping path w aligns feature vector x_{i_l} to feature vector y_{j_l} . Occasionally, we write $\mathcal{W}(x, y)$ instead of $\mathcal{W}_{m,n}$ to denote the set of all warping paths aligning time series x and y .

The *cost* of aligning time series x and y along warping path w is defined by

$$C_w(x, y) = \sum_{l=1}^L \|x_{i_l} - y_{j_l}\|^2,$$

where $\|\cdot\|$ denotes the Euclidean norm. Then the DTW-distance between two time series minimizes the cost of aligning both time series over all possible warping paths.

Definition 3.2. *The DTW-distance between time series $x, y \in \mathcal{T}$ is defined by*

$$\delta(x, y) = \min \left\{ \sqrt{C_w(x, y)} : w \in \mathcal{W}(x, y) \right\}.$$

An optimal warping path is any warping path $w \in \mathcal{W}(x, y)$ that satisfies $\delta(x, y) = \sqrt{C_w(x, y)}$.

The DTW-distance is not a metric, because it violates the identity of indiscernibles and the triangle inequality.¹ Instead, the DTW-distance satisfies the following properties for all $x, y \in \mathcal{T}$: (i) $\delta(x, y) \geq 0$, (ii) $\delta(x, x) = 0$, and (iii) $d(x, y) = d(y, x)$. Computing the DTW distance and deriving an optimal warping path is usually solved by applying techniques from dynamic programming [33].

3.2. A Generic Asymmetric LVQ Update Rule

This section extends LVQ update rules from Euclidean spaces to DTW spaces using asymmetric averaging.

The basic idea for extending LVQ to DTW spaces is as follows: Replace the gradient of the squared Euclidean distance by a suitable surrogate time series $g_{p,x}$ such that the corresponding update rule takes the form

$$p' = p - \eta \cdot f(p, x) \cdot g_{p,x}, \tag{2}$$

where x is the current input, p is the prototype to be updated, and p' is the updated prototype. We demand that g has the same length as p . In this case, the right hand side of update rule (2) can be regarded as a valid algebraic expression of two vectors.

To construct the surrogate time series $g_{p,x}$, we consider the squared DTW distortion

$$D_x : \mathbb{R}^m \rightarrow \mathbb{R}, \quad p \mapsto \delta^2(p, x),$$

¹The identity of indiscernibles demands that $\delta(x, y) = 0 \Leftrightarrow x = y$ for all $x, y \in \mathcal{T}$.

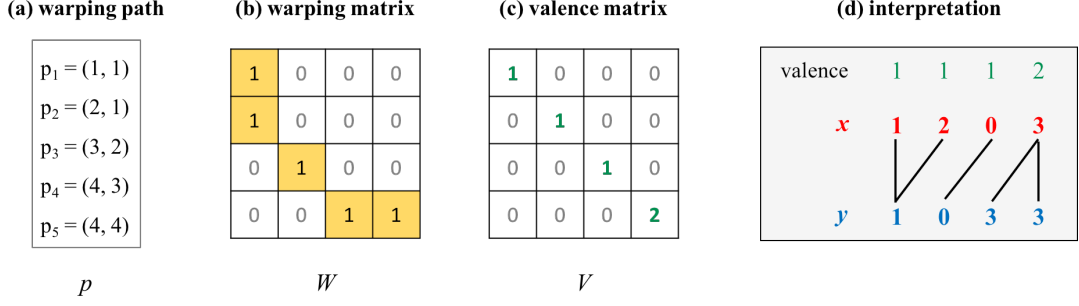


Figure 2: Illustration of warping and valence matrix. Box (a) shows the warping path w of Figure 1. Box (b) shows the warping matrix W of warping path w . The points $w_l = (i_l, j_l)$ of warping path w determine the positions of the ones in the warping matrix W . Box (c) shows the valence matrix $V = (v_{ij})$ of warping path w . The matrix V is a diagonal matrix, whose diagonal elements v_{ii} are the row sums of W . Box (d) interprets the valence matrix V . The valence v_{ii} of element x_i is the number of elements in time series y that are aligned to x_i by warping path w . In other words, the valence v_{ii} is the number of black lines emanating from element x_i .

where $x \in \mathcal{T}$ is a time series of arbitrary length. Restricting the domain of D_x to time series of fixed length m is owed to the principle of asymmetric averaging, which will be discussed later in Section 3.4. Note that different prototypes p_j may have different lengths m_j , but the update p'_j of a prototype p_j has the same length m_j as p_j .

The distortion D_x is a locally Lipschitz continuous function on \mathbb{R}^m [36] and therefore differentiable almost everywhere by Rademacher's Theorem [8]. Every locally Lipschitz continuous function $F : \mathbb{R}^m \rightarrow \mathbb{R}$ admits a concept of generalized gradient $\partial F(p)$ at point p , called subdifferential henceforth [6]. The subdifferential $\partial F(p) \subseteq \mathbb{R}^m$ of function F is a convex closed subset, whose elements are called subgradients. At differentiable points p , the subdifferential $\partial F(p) = \{\nabla F(p)\}$ coincides with the gradient of F .

To update prototype p , we pick a subgradient $g_{p,x} \in \partial D_x(p)$ as surrogate time series. The subgradients we use for updating prototypes can be expressed by warping and valence matrices [36].

Definition 3.3. Let $w \in \mathcal{W}_{m,n}$ be a warping path.

1. The warping matrix of w is a matrix $W \in \{0,1\}^{m \times n}$ with elements

$$W_{ij} = \begin{cases} 1 & : (i,j) \in w \\ 0 & : \text{otherwise} \end{cases} .$$

2. The valence matrix of w is the diagonal matrix $V \in \mathbb{N}^{m \times m}$ with elements

$$V_{ii} = \sum_{j=1}^n W_{ij} .$$

Figure 2 provides an example of a warping and valence matrix. The warping matrix is a matrix representation of the corresponding warping path. The valence matrix is a diagonal matrix, whose elements count how often an element of the first time series is aligned to an element of the second one. The next definition introduces subgradients of squared DTW distortions.

Proposition 3.4 ([36]). Let $x \in \mathcal{T}$ be a time series and $D_x : \mathbb{R}^m \rightarrow \mathbb{R}$ be a squared DTW distortion. Then the subdifferential $\partial D_x(p)$ contains a subgradient of the form

$$2(Vp - Wx) \in \partial D_x(p),$$

where W and V are the warping and valence matrix of an optimal warping path $w \in \mathcal{W}(p, x)$.

Using the concept of subgradients as surrogate for gradients, the generic scheme of LVQ in DTW spaces is as follows:

-
1. Initialize codebook \mathcal{C} .
 2. Repeat until termination:
 - a) Randomly select a training example $(x, y) \in \mathcal{D}$.
 - b) For all prototypes $(p, z) \in \mathcal{C}$ do
 - i. Compute an optimal warping path w between p and x .
 - ii. Derive warping matrix W and valence matrix V of path w .
 - iii. Update prototype p according to the rule

$$p \leftarrow p - \eta \cdot f(p, x) \cdot (Vp - Wx), \quad (3)$$

where η is an adaptive learning rate and f is a class-compatible force function.

- c) Optionally adjust hyper-parameters.
-

Update rule (3) is generic in the following sense: Every LVQ algorithm in Euclidean spaces whose update rule fits into the form of (1) can be generalized to its corresponding counterpart in DTW spaces. In particular, LVQ1 and GLVQ are examples that can be directly generalized to DTW spaces.

In addition, the update rule (3) in DTW spaces generalizes the update rule (1) in Euclidean spaces in the following sense: Squared Euclidean distances between time series p and x of the same length m correspond to the cost of aligning p and x along a warping path $w = (w_1, \dots, w_m)$ with points $w_l = (l, l)$. Then the valence and warping matrix of w are identity matrices and the subgradient of the squared DTW distortion reduces to the gradient of the squared Euclidean distortion.

3.3. Stochastic Subgradient Update Rules

This section illustrates that stochastic gradient descent rules for minimizing differentiable LVQ cost functions in Euclidean spaces extend to stochastic subgradient methods for minimizing their counterparts in DTW spaces. The following analysis is restricted to the cost function of GLVQ, but can be easily applied to other sufficiently well-behaved cost functions. By

$$E_\delta = \sum_{i=1}^N h(\kappa_\delta(x_i)),$$

we denote the cost function of asymmetric GLVQ in DTW spaces, where

$$\kappa_\delta(x) = \frac{\delta^+ - \delta^-}{\delta^+ + \delta^-}$$

is the relative DTW distance difference at current input x . The distances δ^+ and δ^- in $\kappa_\delta(x)$ are the DTW distortions

$$\delta^+ = \delta^2(p^+ - x) \quad \text{and} \quad \delta^- = \delta^2(p^- - x),$$

The DTW distortion can be expressed as

$$D_x(p) = \min_p C_p(p, x),$$

where $C_p(p, x)$ is the cost of aligning p and x along warping path p .

The relative difference $\kappa_\delta(x)$ as a function of the prototypes p^\pm has almost the same analytical properties as the relative difference κ in Euclidean spaces:

- (i) $\kappa_\delta(x)$ is undefined if $\delta^+ = \delta^- = 0$.

- (ii) $\kappa_\delta(x)$ is locally Lipschitz continuous if $d^+ + d^- \neq 0$.
- (iii) $\kappa_\delta(x)$ is non-differentiable if one of the prototypes p^\pm is not uniquely determined for x .
- (iv) $\kappa_\delta(x)$ can be non-differentiable if an optimal warping path between x and p^\pm is not unique.

Case (i)–(iii) are as in the Euclidean space with a slight difference in case (i). The relative difference κ in Euclidean spaces has a unique singularity for a given input x due to the identity of indiscernibles satisfied by any metric (cf. Section 3.1). Since the DTW distance does not satisfy the identity of indiscernibles, there are time series p^+ , p^- and x that are pairwise distinct but nevertheless give $\delta^+ = \delta^- = 0$.

To show case (ii), observe that the cost function $C_p(p, x)$ is differentiable and therefore locally Lipschitz continuous [36]. Since local Lipschitz continuity is closed under the min-operation and rules of calculus, we find that $\kappa_\delta(x)$ is also locally Lipschitz continuous, whenever $d^+ + d^- \neq 0$. Consequently and when well-defined, the function $\kappa_\delta(x)$ is differentiable almost everywhere by Rademacher’s Theorem [8]. As in Euclidean spaces, we again have zero probability that non-differentiability occurs. The difference is that $\kappa_\delta(x)$ has ‘more’ non-differentiable points than its counterpart in Euclidean spaces due to case (iv).

For minimizing the cost function E_δ , the strategy to cope with singularities of case (i) and non-differentiabilities of case (iii) is as in the Euclidean space. We resolve non-differentiabilities of case (iv) by breaking ties and choosing one optimal warping path between x and its closest prototypes p^+ and p^- . Apart from the singularities, the GLVQ algorithm in DTW spaces has the form of a stochastic subgradient method [3, 36].

3.4. Relationship to The Symmetric LVQ1 Algorithm

In 1998, Kohonen and Somervuo [19] laid the foundation for extending (un)supervised prototype learning to arbitrary distance spaces. In a follow-up paper, Somervuo and Kohonen [38] generalized the LVQ1 algorithm to DTW spaces. The technical difference between the Somervuo-Kohonen method and the proposed generic update rule (3) is that the former implements symmetric and the latter asymmetric averaging.

To describe asymmetric and symmetric averaging, we first note that the generic Euclidean update rule can be written as a weighted average of the form

$$p' = p - \alpha(p - x) = (1 - \alpha)p + \alpha x,$$

where x is the current input, p is a prototype to be updated, p' is the updated prototype, and $\alpha = \eta f(p, x)$ is a short-cut notation for the step size. The weighted average as update rule can be directly implemented in DTW spaces in an asymmetric and in a symmetric form. To describe both forms of an average, we assume that $w = (w_1, \dots, w_L)$ is an optimal warping path between prototype p and input x with points $w_l = (i_l, j_l)$.

Asymmetric averaging. The warping path w aligns every element p_i of prototype p with elements $x_{j+1} \dots, x_{j+v}$ of input x , where $v \geq 1$ is the valency of p_i . Then the weighted asymmetric average p' is given by

$$p'_i = (1 - \alpha) \cdot v \cdot p_i + \alpha \cdot (x_{j_1} + \dots + x_{j_q})$$

for all time points i of prototype p . By construction, the length of p' coincides with the length of p . The asymmetric weighted average corresponds to the generic update rule (3) in element-wise rather than matrix notation. Asymmetric averages are asymmetric, because the length of a prototype is determined by choosing a reference time axis of predetermined and fixed length.

Symmetric averaging. To average time series independent of the choice of a reference time axis, Kruskal and Liberman [21] proposed symmetric averages. The weighted symmetric average p' is of the form

$$p'_l = (1 - \alpha)p_{i_l} + \alpha x_{j_l}$$

for all points $w_l = (i_l, j_l)$ of the optimal warping path w . The resulting prototype p' has the same length L as the warping path w . Repeated updating in symmetric form results in increasingly long prototypes.

Somervuo and Kohonen applied an interpolation technique to adjust the length of the prototype p' . In doing so, the complete Somervuo-Kohonen update rule is defined by

$$p'_i = \Pi_m \left((1 - \alpha)p_{i_i} + \alpha x_{j_i} \right)$$

where $\Pi_m : \mathcal{T} \rightarrow \mathcal{T}_m$ denotes a (possibly non-linear) projection to the subset \mathcal{T}_m . The symmetric update rule is generally not based on a subgradient of the distortion. In this sense, symmetric LVQ1 lacks a theoretical underpinning.

4. Experiments

The goal of these experiments is to assess the performance of asymmetric LVQ1 and GLVQ.

4.1. Data

We used 30 datasets from the UCR time series classification and clustering repository [5]. The datasets were chosen to cover various characteristics such as application domain, length of time series, number of classes, and sample size (see Table 1).

4.2. Algorithms

We considered the following nearest neighbor classifiers:

Notation	Algorithm	Reference
1-nn	nearest neighbor classifier	traditional
rglvq	relational generalized LVQ	[11]
kmeans	k-means classifier	[28, 29]
slvq	symmetric LVQ1	[38]
alvq	asymmetric LVQ1	proposed
glvq	asymmetric generalized LVQ	proposed

The codebook of the **1-nn** classifier consists of the entire training set. All other algorithms use one prototype per class to obtain fast NN classifiers. The **rglvq** classifier assumes as input a matrix of pairwise DTW dissimilarities. Then **rglvq** learns prototypes in the dissimilarity space (without Nyström approximation) [11]. The **kmeans** classifier refers to the nearest neighbor classifier whose prototypes were learned by using the unsupervised k-means algorithm together with the DBA algorithm for recomputing the centroids [28, 29]. The **slvq** method is the symmetric Somervuo-Kohonen extension of LVQ1 to DTW spaces [38].

4.3. Experimental Protocol

To assess the performance of the nearest prototype classifiers, we conducted ten-fold cross validation and reported the average classification accuracy, briefly called accuracy, henceforth. We preferred cross-validation over hold-out validation via the supplied train-test splits for two reasons: first, to obtain better estimates of the generalization performance; and second, to make sense of data reduction by increasing the size of the training set to 90% of all data.

For the **rglvq** classifier, we used the default setting as provided by the publicly available matlab-implementation.² The default-setting has also been used in experiments and is justified, because **rglvq** is not sensitive to its hyper-parameters [22].

The **kmeans** classifier applied the k-means clustering method to every class separately. Since the codebook of **kmeans** consists of one prototype per class, k-means clustering reduced to averaging warped time series of the same class. For time series averaging, we applied the DBA algorithm [27]. The DBA algorithm terminated latest after 50 iterations.

²<https://www.techfak.uni-bielefeld.de/~fschleif/software.xhtml> (January 2017).

Dataset	N/K	1-nn	rglvq	kmeans	slvq	alvq	glvq
Beef	12.0	53.3	41.7	43.3	40.0	51.7	63.3
CBF	310.0	99.9	93.9	96.6	93.6	96.1	99.6
ChlorineConcentration	1435.7	99.6	45.5	34.9	55.0	56.2	71.6
Coffee	28.0	100.0	96.7	96.4	96.4	96.4	98.2
ECG200	100.0	83.5	72.0	71.0	71.0	74.5	80.5
ECG5000	1000.0	93.3	80.8	83.1	89.4	91.1	94.3
ECGFiveDays	442.0	99.2	63.9	63.0	72.7	71.0	99.1
ElectricDevices	2376.7	79.2	63.5	56.5	57.4	64.8	78.2
FaceFour	28.0	92.9	88.4	86.6	87.5	87.5	92.0
FacesUCR	160.7	97.8	82.2	85.6	83.3	85.3	97.2
Fish	50.0	80.3	63.4	65.1	63.1	64.9	90.9
Gun Point	100.0	91.5	46.0	66.0	66.5	69.0	97.0
Ham	107.0	72.4	61.0	65.0	60.3	65.0	74.8
ItalyPowerDemand	548.0	95.8	82.6	85.0	77.0	86.4	95.3
Lighting2	60.5	89.3	57.1	64.5	76.9	62.0	76.0
Lighting7	20.4	71.3	79.1	76.2	59.4	79.0	82.5
MedicalImages	114.1	80.7	43.5	42.8	53.5	60.6	71.7
OliveOil	15.0	85.0	81.7	83.3	85.0	83.3	85.0
ProximalPhalanxOutlineAgeGroup	201.7	75.5	85.6	81.3	82.2	82.6	83.6
ProximalPhalanxOutlineCorrect	445.5	82.0	61.1	63.2	71.9	72.3	85.1
ProximalPhalanxTW	100.8	77.5	76.7	72.2	76.4	75.9	81.2
RefrigerationDevices	250.0	60.7	56.7	54.4	55.3	56.7	62.9
Strawberry	491.5	96.5	60.3	58.8	74.7	78.8	94.1
SwedishLeaf	75.0	82.0	68.5	69.2	69.6	68.4	87.6
synthetic control	100.0	99.2	93.5	99.3	98.5	99.2	99.5
ToeSegmentation1	134.0	85.8	68.7	73.1	65.7	75.8	92.5
Trace	50.0	100.0	95.5	99.0	100.0	99.5	100.0
Two Patterns	1250.0	100.0	99.8	97.9	96.9	98.1	99.9
Wafer	3582.0	99.4	63.2	45.0	89.6	91.7	96.5
Yoga	1650.0	93.9	56.0	58.5	55.0	66.0	73.2

green: rank 1 — yellow: rank 2 — orange: rank 3, 4, 5 — red: rank 6

Table 1: Average accuracies of six nearest neighbor classifiers on 30 datasets using 10-fold cross validation. The second column N/K roughly shows the average number of elements per class.

All non-relational LVQ variants were initialized by the centroids of the `kmeans` classifier and terminated latest after 1,000 iterations. The hyper-parameters of the LVQ algorithms were selected from

$$\sigma \in \{0.1, 0.5, 1, 5, 10, 25, 50\}$$

$$\eta \in \{0.001, 0.0025, 0.005, 0.01, 0.025, 0.05, 0.1, 0.25, 0.5\},$$

where σ is the initial slope parameter of `glvq` and η is the learning-rate of `slvq` and `alvq`. The learning rate of `glvq` was set to one. The slope parameter was adjusted by $\sigma \cdot t$, where t is the number of epochs. The respective hyper-parameter of a given LVQ algorithm `A` was selected for the i -th fold $\bar{\mathcal{D}}_i$ according to the following procedure: (1) Train `A` with every hyper-parameter value on the i -th training set \mathcal{D}_i . (2) Select the trained model with the lowest error rate on training set \mathcal{D}_i . (3) Test the chosen model on the i -th fold $\bar{\mathcal{D}}_i$.

4.4. Results

This section presents and discusses the results. Table 1 summarizes the 10-fold cross validation results of the six classifiers on 30 datasets.

Classifier	rank 1	rank 2	rank 3	rank 4	rank 5	rank 6	avg	std
1-nn	17	10	1	0	1	1	1.70	1.18
rglvq	1	1	5	2	13	8	4.63	1.33
kmeans	0	1	4	9	7	9	4.63	1.16
slvq	2	1	2	11	5	9	4.43	1.43
alvq	0	0	18	9	2	1	3.53	0.78
glvq	14	15	1	0	0	0	1.57	0.57

Table 2: Rank distribution, average ranks, and standard deviation. The average accuracy of every classifier on a given dataset was ranked, where ranks go from 1 (highest accuracy) to 6 (lowest accuracy).

General Performance Comparison

To assess the generalization performance of the six classifiers, we compared their average classification accuracies. In an overall comparison, `glvq` was ranked first with average rank 1.57 closely followed by `1-nn` with average rank 1.70. The other four classifiers were left behind with nearly two- to three-rank gaps (Table 2). The asymmetric LVQ variants `glvq` and `alvq` exhibited the most stable rankings with standard deviation of 0.57 and 0.78, resp., whereas the symmetric Somervuo-Kohonen method `slvq` was most unstable with standard deviation 1.43.

To assess the differences in accuracy between the six classifiers, we compared the results of Table 1 in a pairwise manner. The mean percentage difference in accuracy between the two best performing classifiers (`1-nn`, `glvq`) and the other four classifiers (`rglvq`, `kmeans`, `slvq`, `alvq`) ranged from 12.7% to 22.0% (Figure 3, right panel). These results show that the accuracies of the two best performing classifiers were substantially higher than the accuracies of the other four classifiers by a large margin.

A pairwise comparison of `1-nn` and `glvq` exhibited slight advantages for the `1-nn` classifier. The `1-nn` classifier won more often than the `glvq` classifier (50% vs. 43.4%) but differences in classification accuracy were marginal (0.3%) on average (Figure 3). The `1-nn` and `glvq` classifier complement each other in the sense that each of both classifiers substantially outperformed the other one on six datasets by more than 10 percentage points (Table 1):

1. `1-nn` outperformed `glvq` on `ChlorineConcentration`, `Lighting2`, and `Yoga`.
2. `glvq` outperformed `1-nn` on `Beef`, `Fish`, and `Lighting7`.

The first item suggests that one prototype per class is insufficient for separating the classes of `ChlorineConcentration`, `Lighting2`, and `Yoga`. The second item indicates that the `1-nn` classifier suffers from noisy training examples that degrade its generalization performance on `Beef`, `Fish`, and `Lighting7`.

With regard to computation time, the four prototype generation methods `kmeans`, `slvq`, `alvq`, and `glvq` are substantially faster than the `1-nn` and `rglvq` classifier. When classifying a test example, computation time is dominated by the number of DTW distance calculations. By construction, the four prototype generation methods computed K distances, where K is the number of classes. In contrast, the `1-nn` and the `rglvq` classifier required N distance computations, where N is the number of training examples. In this study, the average speed-up factor N/K of the four prototype generation methods over `1-nn` and `rglvq` ranged from one to three orders of magnitude (see Table 1 and compute $0.9 \cdot N/K$ due to 10-fold cross-validation).

The results indicate that `glvq` best traded solution quality against computation time. The solution quality of `glvq` and `1-nn` were comparable, whereas the solution quality of `rglvq`, `kmeans`, `slvq`, and `alvq` were not competitive. These findings suggest that `glvq` is a suitable alternative in online settings and situations, where storage is limited and short classification times are required.

Unsupervised vs. Supervised

Compared to other prototype selection and generation methods, the `kmeans` classifier showed convincing results in time series classification [28, 29] using a pre-specified train-test split supplied by the contributors of the datasets. To assess the effect of supervised prototype adaption, we compared the classification accuracies of the `kmeans` classifier and the three LVQ classifiers in DTW space (`slvq`, `alvq`, `glvq`).

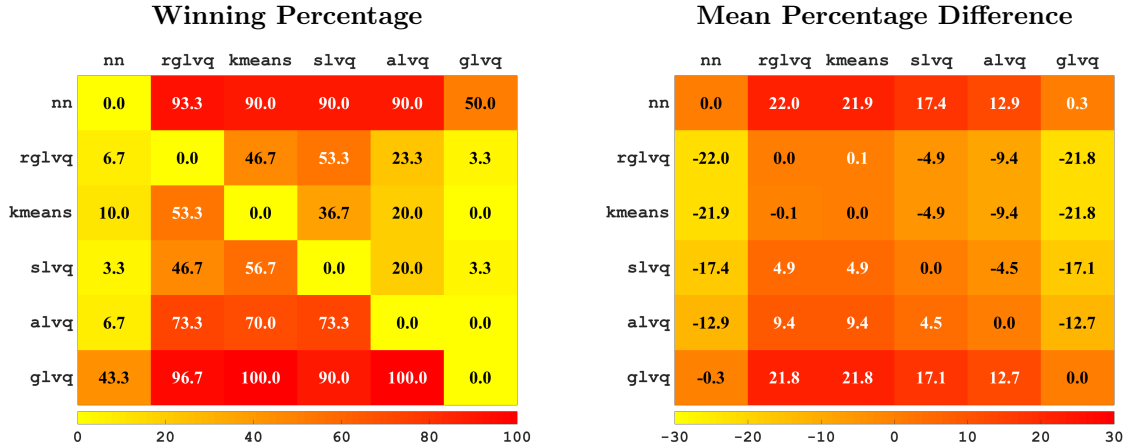


Figure 3: Pairwise comparison of results. Left: Pairwise winning percentages w_{ij} , where classifier in row i wins w_{ij} percentages of all competitions against the classifier in column j . Right: Pairwise mean percentage difference a_{ij} in accuracy, where the accuracy of classifier in row i is a_{ij} percentages better on average than the accuracy of the classifier in column j . A definition of both measures is given in Appendix A.

The `glvq` classifier won all competitions against `kmeans` with 21.8 mean percentage difference in classification accuracy. The other two LVQ methods (`slvq`, `alvq`) won more competitions than the `kmeans` classifier with 4.9 and 9.4 mean percentage differences in accuracy, respectively (Figure 3). These results suggest that LVQ methods are – on average – more suitable prototype generation methods for constructing memory- and time-efficient nearest neighbor classifiers than the `kmeans` classifier. This finding is in line with similar results in Euclidean spaces [15].

Relational vs. Non-Relational

To assess the effects of relational vs. non-relational prototype learning, we compared the results of `rglvq` against the prototype generation methods `kmeans`, `slvq`, `alvq`, and `glvq`.

We made the following observations (Table 2 and Figure 3): (i) the `rglvq` classifier was ranked last together with `kmeans` and both classifiers have comparable generalization performance; (ii) all non-relational LVQ performed better than `rglvq`; (iii) the non-relational `glvq` classifier has substantially higher accuracy than its relational counterpart `rglvq` with mean percentage difference of almost 22%; (iv) all non-relational classifiers were one to three orders of magnitude faster than `rglvq` (cf. discussion on general performance comparison).

The `rglvq` classifier is neither competitive with 1-`nn` and also seems to be less suited for improving storage and computational requirements of the naive NN method. In all cases, `rglvq` retained the entire training set in order to embed a new test example into the pseudo-Euclidean space. Techniques such as the Nyström approximation can considerably improve storage and computation requirement but may compromise solution quality [11, 22]. These findings suggest that prototype learning in DTW spaces should be preferred over relational prototype learning in a pseudo-Euclidean space.

Symmetric LVQ1 vs. Asymmetric LVQ1

To assess the effects of the different types of update rules on the generalization performance, we compared the classification accuracies of `slvq` against `alvq`.

In an overall comparison, the average rank of `alvq` was almost one rank better than the average rank of `slvq` (3.53 vs. 4.43, Table 2). The rankings of `alvq` were more stable than the rankings of `slvq`, which was the most unstable classifier (std 0.78 vs. std 1.43, Table 2). Consequently, `alvq` was ranked last only once, whereas `slvq` was ranked last 9 times. Finally, in a pairwise comparison, `alvq` won 73.3% of all

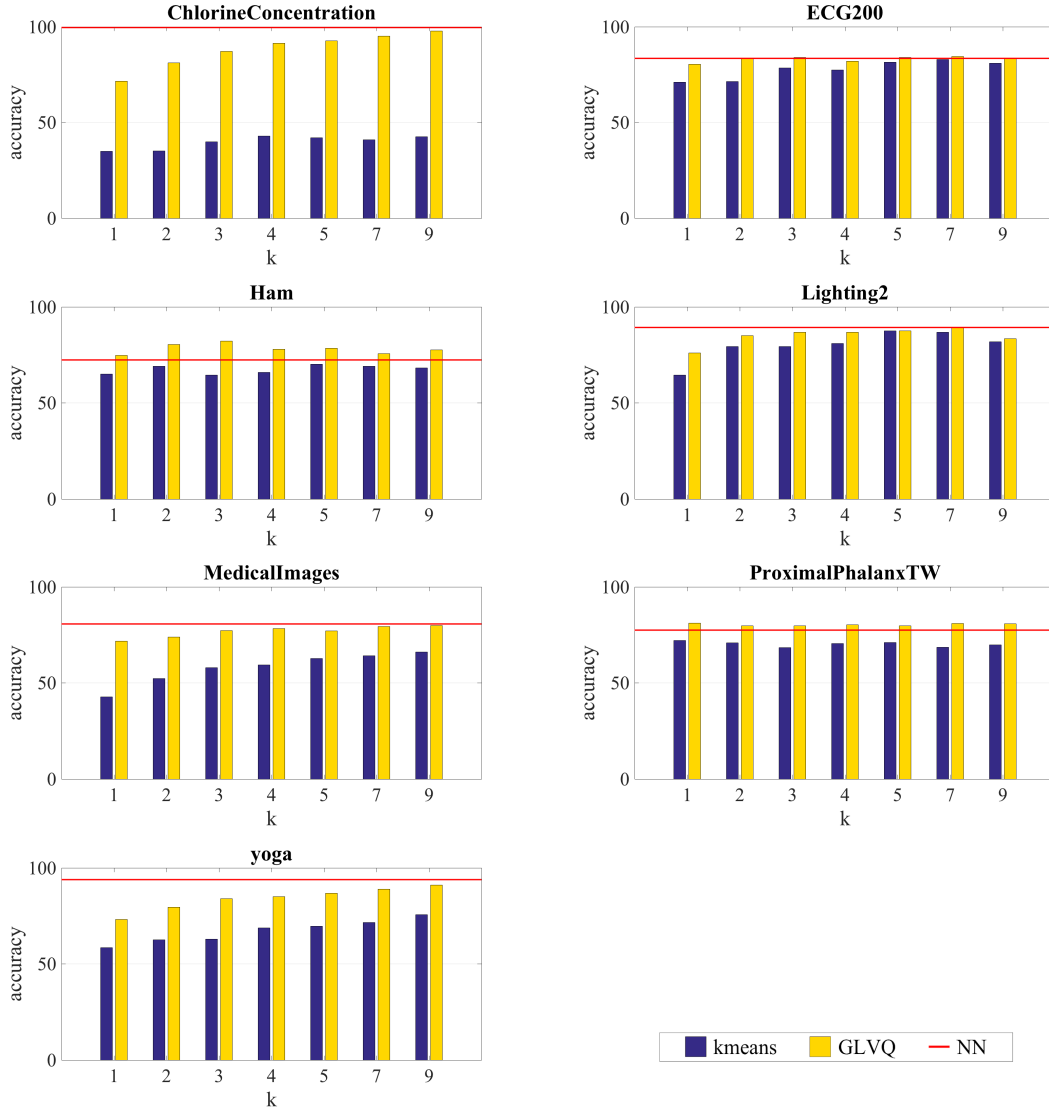


Figure 4: Accuracy of 10-fold cross validation as a function of the number k of prototypes per class.

competitions against `slvq` with 4.5 mean percentage differences in accuracy (Figure 3).

These results indicate that the asymmetric update rule of `LVQ1` gives better and more stable results on average than its symmetric counterpart. These findings are in line with similar results on estimating the sample variance of a set of time series using symmetric and asymmetric averaging of time series in DTW spaces [27, 37]. As pointed out in [36], the reason for unstable and less accurate results of `slvq` can be due to the projection step that may displace centroids in an uncontrolled manner. Nevertheless symmetric averaging can but need not have negative effects as shown by the results of `slvq` obtained on `Lighting2`, `OliveOil`, and `Trace`.

Varying the Number of Prototypes

To compare the dependence of the classification accuracy of `glvq` and `kmeans` on the number k of prototypes per class, we considered seven difficult datasets for which the error rate of `glvq` was higher than 10% for $k = 1$. We used the same experimental protocol as before. Figure 4 summarizes the results.

The main observation is that a careful selection of a small number k of prototypes per class was sufficient for `glvq` to approach or even outperform the classification accuracy of the 1-`nn` classifier. We

could not confirm this finding for the `kmeans` classifier. The second observation is that `glvq` performed consistently better than `kmeans` for all k and all seven datasets. These findings suggest that `glvq` is a substantially more efficient alternative to the `1-nn` classifier and is capable to maintain or even surpass the high classification accuracy often achieved by `1-nn`.

5. Conclusion

In this article, we presented a generic scheme to extend LVQ methods to DTW spaces. The generic update rule applies asymmetric averaging of warped time series. The asymmetric rule implements stochastic subgradient updating, which places the proposed LVQ scheme on an analytical foundation. Empirical results show that asymmetric GLVQ performed best compared to other state-of-the-art prototype generation methods by a large margin. In addition, we found that asymmetric LVQ1 is more stable and has higher generalization performance than its symmetric counterpart. As in Euclidean spaces, the non-relational supervised prototype generation methods outperformed the unsupervised k-means algorithm. The generalization performance of relational GLVQ is comparable with k-means. The results suggest that asymmetric GLVQ is a strong candidate for nearest neighbor classification in online settings and in situations where computation time and storage demands are an issue. The generic LVQ update rule can serve as a blueprint for directly extending unsupervised prototype learning methods to DTW spaces in a principled way, such as vector quantization, self-organizing maps, and neural gas. Finally, future work aims at studying the theoretical properties of asymmetric LVQ in DTW spaces.

Acknowledgements. B. Jain was funded by the DFG Sachbeihilfe JA 2109/4-1.

A. Performance Measures

This section describes the pairwise winning percentage and pairwise mean percentage difference.

A.1. Winning Percentage

The pairwise winning percentages are summarized in a matrix $W = (w_{ij})$. The winning percentage w_{ij} is the fraction of datasets for which the accuracy of the classifier in row i is strictly higher than the accuracy of the classifier in column j . Formally, the winning percentage w_{ij} is defined by

$$w_{ij} = 100 \cdot \frac{|\{d \in \mathcal{D} : \text{acc}_d(j) < \text{acc}_d(i)\}|}{|\mathcal{D}|}$$

where $\text{acc}_d(i)$ is the accuracy of the classifier in row i on dataset d , and $\text{acc}_d(j)$ is the accuracy of the classifier in column j on d . The percentage w_{ij}^{eq} of ties between classifiers i and j can be inferred by

$$w_{ij}^{eq} = 100 - w_{ij} - w_{ji}.$$

A.2. Pairwise Mean Percentage Difference

The pairwise mean percentage differences are summarized in a matrix $A = (a_{ij})$. The mean percentage difference a_{ij} between the classifier in row i and the classifier in column j is defined by

$$a_{ij} = 100 \cdot \frac{2}{|\mathcal{D}|} \sum_{d \in \mathcal{D}} \frac{\text{acc}_d(i) - \text{acc}_d(j)}{\text{acc}_d(i) + \text{acc}_d(j)},$$

Positive (negative) values a_{ij} mean that the average accuracy of the row classifier was higher (lower) on average than the average accuracy of the column classifier.

References

- [1] W.H. Abdulla, D. Chow, and G. Sin. Cross-words reference template for DTW-based speech recognition systems. *Conference on Convergent Technologies for Asia-Pacific Region*, 2003.

- [2] J. Alon, V. Athitsos, Q. Yuan, and S. Sclaroff. A unified framework for gesture recognition and spatiotemporal gesture segmentation. *IEEE Transactions on Pattern Analysis and Machine Intelligence*, 31(9): 1685–1699, 2009.
- [3] A. Bagirov, N. Karmitza, and M.M. Mäkelä. *Introduction to Nonsmooth Optimization*. Springer International Publishing, 2014.
- [4] M. Biehl, B. Hammer, and T. Villmann. Prototype-based models in machine learning. *Wiley Interdisciplinary Reviews: Cognitive Science*, 7(2):92–111, 2016.
- [5] Y. Chen, E. Keogh, B. Hu, N. Begum, A. Bagnall, A. Mueen, and G. Batista. *The UCR Time Series Classification Archive*. www.cs.ucr.edu/~eamonn/time_series_data/, 2015.
- [6] F.H. Clarke. *Optimization and Nonsmooth Analysis*. Society for Industrial and Applied Mathematics, 1990.
- [7] K. Crammer, R. Gilad-Bachrach, A. Navot, and N. Tishby. Margin Analysis of the LVQ Algorithm. *Neural Information Processing Systems*, 2002.
- [8] L.C. Evans and R.F. Gariepy. *Measure theory and fine properties of functions*. CRC Press, 1992.
- [9] C. Fu. A review on time series data mining. *Engineering Applications of Artificial Intelligence*, 24(1):164–181, 2011.
- [10] S. Garcia, J. Derrac, J.R. Cano, and F. Herrera. Prototype Selection for Nearest Neighbor Classification: Taxonomy and Empirical Study. *IEEE Transactions on Pattern Analysis and Machine Intelligence*, 34(3):417–435, 2012.
- [11] A. Gisbrecht, B. Mokbel, F.-M. Schleif, X. Zhu, B. Hammer. Linear Time Relational Prototype Based Learning. *International Journal of Neural Systems*, 22(5), 2012.
- [12] B. Hammer, M. Strickert, and T. Villmann On the generalization ability of GRLVQ networks. *Neural Processing Letters*, 21(2):109–120, 2005.
- [13] B. Hammer, B. Mokbel, F.-M. Schleif, and X. Zhu. Prototype-Based Classification of Dissimilarity Data. *International Symposium on Intelligent Data Analysis*, 2011.
- [14] B. Hammer, D. Hofmann, F.-M. Schleif, and X. Zhu. Learning vector quantization for (dis-)similarities. *Neurocomputing*, 131:43–51, 2014.
- [15] T. Hastie, R. Tibshirani, and J. Friedman. *The Elements of Statistical Learning*. Springer New York, 2009.
- [16] B. Huang and W. Kinsner. ECG frame classification using dynamic time warping. *IEEE Canadian Conference on Electrical and Computer Engineering*, 2002.
- [17] B. Jain and D. Schultz. A Reduction Theorem for the Sample Mean in Dynamic Time Warping Spaces. *arXiv preprint arXiv:1610.04460*, 2016.
- [18] L. Kaufman and P.J. Rousseeuw. Clustering by Means of Medoids. *Statistical Data Analysis, based on the L1 Norm*, 405–416, 1987.
- [19] T. Kohonen and P. Somervuo. Self-organizing maps of symbol strings. *Neurocomputing*, 21(1-3):19–30, 1998.
- [20] T. Kohonen. *Self-Organizing Maps* Springer-Verlag Berlin Heidelberg, 2001.
- [21] J.B. Kruskal and M. Liberman. The symmetric time-warping problem: From continuous to discrete. *Time warps, string edits and macromolecules: The theory and practice of sequence comparison*, 1983.
- [22] B. Mokbel. *Dissimilarity-based learning*. PhD Thesis, Bielefeld University, Germany.
- [23] L. Muda, M. Begam, and I. Elamvazuthi. Voice Recognition Algorithms using Mel Frequency Cepstral Coefficient (MFCC) and Dynamic Time Warping (DTW) Techniques. *Journal of Computing*, 2(3):138–143, 2010.
- [24] C.S. Myers and L.R. Rabiner. A comparative study of several dynamic timewarping algorithms for connectedword recognition. *Bell System Technical Journal*, 60(7):1389–1409, 1981.
- [25] D. Nova and P.A. Estévez. A review of learning vector quantization classifiers. *Neural Computing and Applications*, 25:511–524, 2014.

- [26] S. Ongwattanakul and D. Srisai. Contrast enhanced dynamic time warping distance for time series shape averaging classification. *International Conference on Interaction Sciences: Information Technology, Culture and Human*, 2009.
- [27] F. Petitjean, A. Ketterlin, and P. Gancarski. A global averaging method for dynamic time warping, with applications to clustering. *Pattern Recognition* 44(3):678–693, 2011.
- [28] F. Petitjean, G. Forestier, G.I. Webb, A.E. Nicholson, Y. Chen, and E. Keogh. Dynamic Time Warping Averaging of Time Series Allows Faster and More Accurate Classification. *IEEE International Conference on Data Mining*, 2014.
- [29] F. Petitjean, G. Forestier, G.I. Webb, A.E. Nicholson, Y. Chen, and E. Keogh. Faster and more accurate classification of time series by exploiting a novel dynamic time warping averaging algorithm. *Knowledge and Information Systems*, 47(1):1–26, 2016.
- [30] L.R. Rabiner. On creating reference templates for speaker independent recognition of isolated words. *IEEE Transactions on Acoustics, Speech, and Signal Processing*, 26(1):34–42, 1978.
- [31] L.R. Rabiner, S.E. Levinson, A.E. Rosenberg, and J.G. Wilpon. Speaker-Independent Recognition of Isolated Words Using Clustering Techniques. *IEEE Transactions on Acoustics, Speech, and Signal Processing*, 27(4):336–349, 1979.
- [32] M. Reyes, G. Domnguez, and S. Escalera. Feature weighting in dynamic time warping for gesture recognition in depth data. *IEEE International Conference on Computer Vision Workshops*, 2011.
- [33] H. Sakoe and S. Chiba. Dynamic programming algorithm optimization for spoken word recognition. *IEEE Transactions on Acoustics, Speech, and Signal Processing*, 26(1):43–49, 1978.
- [34] A. Sato and K. Yamada. Generalized learning vector quantization. *Neural Information Processing Systems*, 1996.
- [35] P. Sathianwiriya, T. Janyalikit, and C.A. Ratanamahatana. Fast and accurate template averaging for time series classification. *IEEE International Conference on Knowledge and Smart Technology*, 2016.
- [36] D. Schultz and B. Jain. Nonsmooth analysis and subgradient methods for averaging in dynamic time warping spaces. *arXiv preprint*, arXiv:1701.06393, 2017.
- [37] S. Soheily-Khah, A. Douzal-Chouakria, and E. Gaussier. Progressive and Iterative Approaches for Time Series Averaging. *Workshop on Advanced Analytics and Learning on Temporal Data*, 2015.
- [38] P. Somervuo and T. Kohonen. Self-organizing maps and learning vector quantization for feature sequences. *Neural Processing Letters*, 10(2):151–159, 1999.
- [39] D. Srisai and C.A. Ratanamahatana. Efficient time series classification under template matching using time warping alignment. *IEEE International Conference on Computer Sciences and Convergence Information Technology*, 2009.
- [40] I. Triguero, J. Derrac, S. Garcia, and F. Herrera. A Taxonomy and Experimental Study on Prototype Generation for Nearest Neighbor Classification. *IEEE Transactions on Systems, Man, and Cybernetics – Part C: Applications and Reviews* 42(1):86–100, 2012.
- [41] J.G. Wilpon and L.R. Rabiner. A Modified K-Means Clustering Algorithm for Use in Isolated Word Recognition. *IEEE Transactions on Acoustics, Speech, and Signal Processing*, 33(3):587–594, 1985.
- [42] D.R. Wilson and T.R. Martinez. Reduction techniques for instance-based learning algorithms. *Machine learning*, 38(3):257–286, 2000.
- [43] X. Xi, E. Keogh, C. Shelton, L. Wei, and C.A. Ratanamahatana. Fast time series classification using numerosity reduction. *International Conference on Machine Learning*, 2006.
- [44] Z. Xing, J. Pei, and E. Keogh. A brief survey on sequence classification. *ACM SIGKDD Explorations Newsletter*, 12(1):40–48, 2010.