

Neutrino Mass, Leptogenesis and FIMP Dark Matter in a $U(1)_{B-L}$ Model

Anirban Biswas,^{1,2,*} Sandhya Choubey,^{1,2,3,†} and Sarif Khan^{1,2,‡}

¹*Harish-Chandra Research Institute, Chhatnag Road, Jhansi, Allahabad 211 019, India*

²*Homi Bhabha National Institute, Training School Complex,
Anushaktinagar, Mumbai - 400094, India*

³*Department of Theoretical Physics, School of Engineering Sciences,
KTH Royal Institute of Technology, AlbaNova University Center, 106 91 Stockholm, Sweden*

Abstract

The Standard Model (SM) is inadequate to explain the origin of tiny neutrino masses, the dark matter (DM) relic abundance and also the baryon asymmetry of the Universe. In this work to address all the three puzzles, we extend the SM by a local $U(1)_{B-L}$ gauge symmetry, three right-handed (RH) neutrinos for the cancellation of gauge anomalies and two complex scalars having nonzero $U(1)_{B-L}$ charges. All the newly added particles become massive after the breaking of $U(1)_{B-L}$ symmetry by the vacuum expectation value (VEV) of one of the scalar fields ϕ_H . The other scalar field ϕ_{DM} , which does not have any VEV, becomes automatically stable and can be a viable DM candidate. Neutrino masses are generated using Type-I seesaw mechanism while the required lepton asymmetry to reproduce the observed baryon asymmetry, can be attained from the CP violating out of equilibrium decays of RH neutrinos in TeV scale. More importantly within this framework, we have studied in detail the production of DM via freeze-in mechanism considering all possible annihilation and decay processes. Finally, we find a situation when DM is dominantly produced from the annihilation of RH neutrinos, which are at the same time also responsible for neutrino mass generation and leptogenesis.

*Electronic address: anirbanbiswas@hri.res.in

†Electronic address: sandhya@hri.res.in

‡Electronic address: sarifkhan@hri.res.in

I. INTRODUCTION

The presence of non-zero neutrino mass and mixing has been confirmed by observing neutrino flavour oscillations [1, 2] among its different flavours. Neutrino experiments have measured the three intergenerational mixing angles $(\theta_{12}, \theta_{23}, \theta_{13})$ and the two mass square differences $(\Delta m_{21}^2$ and $\Delta m_{32}^2)$ ¹ with an unprecedented accuracy [3–10]. Neutrinos are massless in the Standard Model (SM) of particle physics because in SM there is no right handed (RH) counterpart of the left handed (LH) neutrinos. To generate tiny neutrino masses and their intergenerational mixing angles, as suggested by different experiments, we have to think of some new interactions and/or new particles beyond the Standard Model (BSM). Moreover, there are still some unsolved problems in the neutrino sector. For example, we do not know the exact octant of the atmospheric mixing angle θ_{23} i.e. whether it lies in the lower octant ($\theta_{23} < 45^\circ$) or in the higher octant ($\theta_{23} > 45^\circ$), the exact sign of Δm_{32}^2 which is related to the mass hierarchy between m_2 and m_3 (for the normal hierarchy (NH) $\Delta m_{32}^2 > 0$ while for the inverted hierarchy (IH) $\Delta m_{32}^2 < 0$) and also about the Dirac CP phase δ , responsible for the CP violation in the leptonic sector. Recently, T2K and No ν A experiments have reported their preliminary result which predicts that the value of Dirac CP phase is around $\delta_{CP} \sim 270^\circ$ [11]. Besides these, we do not know whether the neutrinos are Dirac fermion or Majorana fermion. Observation of neutrino less double β decay [12–17] will confirm the Majorana nature of neutrinos and might also provide important information about the Majorana phases which could be the other source of CP violation in the leptonic sector, if the SM neutrinos are Majorana fermions.

Besides these unsolved problems in the neutrino sector, another well known puzzle in recent times is the presence of dark matter (DM) in the Universe. Many indirect evidence suggests the existence of DM. Among the most compelling evidence of DM are the observed flatness of rotation curves of spiral galaxies [18], gravitational lensing [19], the observed spatial offset between DM and visible matter in the collision of two galaxy clusters (e.g. Bullet cluster [20], Abell cluster [21, 22]) etc. The latter also imposes an upper bound on the ratio between self interaction and mass of DM particles, which is $\frac{\sigma_{DM}}{M_{DM}} \lesssim 1 \text{ barn/GeV}$ [23]. Moreover, satellite borne experiments like WMAP [24] and Planck [25] have made a precise measurement of the amount of dark matter present in the Universe from the cosmic microwave background (CMB) anisotropy [25] and the current measured value of this parameter lies in the range $0.1172 \leq \Omega_{DM} h^2 \leq 0.1226$ at 67% C.L [25].

Despite the compelling observational evidence for DM due to its gravitational interactions, our knowledge about its particle nature is very limited. The only thing we know about the DM is that it is very weakly interacting and electromagnetically blind. The SM of particle physics

¹ $\Delta m_{ij}^2 = m_i^2 - m_j^2$ and $\Delta m_{atm}^2 = m_3^2 - \frac{m_1^2 + m_2^2}{2}$

does not have any fundamental particle which can play the role of a cold dark matter (CDM), consequently a BSM scenario containing new fundamental stable particle(s) is required. There are earth based ongoing DM direct detection experiments, namely Xenon-1T [26], LUX [27], CDMS [28, 29] amongst others, which have been trying to detect the Weakly Interacting Massive Particle (WIMP) [30–32] type DM by measuring recoil energies of the detector nuclei scattered by the WIMPs. However, no convincing DM signal has been found yet and hence the $M_{DM} - \sigma_{SI}$ plane for a WIMP type DM is now getting severely constrained. Therefore, invoking particle DM models outside the WIMP paradigm seems to be pertinent at this stage [33]. In the present work we study one of the possible alternatives of WIMP, namely, the Feebly Interacting Massive Particle (FIMP) [34–43]. A major difference between the WIMP and FIMP scenarios is that while in the former the DM particle is in thermal equilibrium with the plasma in the early Universe and freezes-out when the Hubble expansion rate becomes larger than its annihilation cross section, in the FIMP case the DM is never in thermal equilibrium with the cosmic soup. This is mainly ensured by its extremely weak couplings to other particles in the thermal bath. Therefore, the number density of the FIMP is negligible in the early Universe and increases when the FIMP is subsequently produced by the decays and annihilations of other particles to which it is coupled (very feebly). This process is generally known as freeze-in [34].

In addition to the above two unsolved problems, another long standing enigma is the presence of more baryons over anti baryons in the Universe, which is known as the baryon asymmetry or the matter-antimatter asymmetry in the Universe. The baryon asymmetry observed in the Universe is expressed by a quantity $Y_B = \frac{\eta_B n_\gamma}{s}$, where $\eta_B = n_B - n_{\bar{B}}$ is the excess in the number density for baryon over anti-baryon while n_γ and s are the photon number density and the entropy density of the Universe, respectively. At the present epoch, $\eta_B = (5.8 - 6.6) \times 10^{-10}$ at 95% C.L. [44] while at $T \sim 2.73$ K, the photon density $n_\gamma = 410.7 \text{ cm}^{-3}$ [44] and the entropy density $s = 2891.2 \text{ cm}^{-3}$ [44] (in natural unit with Boltzmann constant $K_B = 1$). Therefore, the observed baryon asymmetry at the present Universe is $Y_B = (8.24 - 9.38) \times 10^{-10}$, which although small, is sufficient to produce the $\sim 5\%$ energy density (visible matter) of the Universe. To generate baryon asymmetry in the Universe from a matter-antimatter symmetric state, one has to satisfy three necessary conditions, known as the Sakharov’s conditions [45]. These are i) baryon number (B) violation, ii) C and CP violation and iii) departure from thermal equilibrium. Since the baryon number (B) is an accidental symmetry of the SM (i.e. all SM interactions are B conserving) and also the observed CP violation in quark sector is too small to generate the required baryon asymmetry, hence like the previous cases, here also one has to look for some additional BSM interactions which by satisfying the Sakharov’s conditions can generate the observed baryon asymmetry in an initially matter-antimatter symmetric Universe.

In this work, we will try to address all of the three above mentioned issues. The non-observation of any BSM signal at LHC implies the concreteness of the SM. However to address

all the three problems, we need to extend the particles list and/or gauge group of SM because as already mentioned, SM is unable to explain either of them. In our model, we have extended the SM gauge group $SU(3)_c \times SU(2)_L \times U(1)_Y$ by a local $U(1)_{B-L}$ gauge group. The $B - L$ extension of SM [46–49] has been studied earlier in the context of dark matter phenomenology [50–55, 58–62] and baryogenesis in the early Universe in Refs. [63–65]. Since we have imposed a local $U(1)$ symmetry, consequently an extra gauge boson (Z_{BL}) will arise. To cancel the anomaly due to this extra gauge boson we need to introduce three right-handed (RH) neutrinos ($N_i, i = 1, 2, 3$) to make the model anomaly free. Apart from the three RH neutrinos, we have also introduced two SM gauge singlet scalars namely ϕ_H and ϕ_{DM} , both of them are charged under the proposed $U(1)_{B-L}$ gauge group. The $U(1)_{B-L}$ symmetry is spontaneously broken when the scalar field ϕ_H takes a nonzero vacuum expectation value (VEV) and thereby generates the masses for the three RH neutrinos as well as the extra neutral gauge boson Z_{BL} , whose mass terms are forbidden initially due to the $U(1)_{B-L}$ invariance of the Lagrangian. The other scalar ϕ_{DM} does not acquire any VEV and by choosing appropriate $B - L$ charge ϕ_{DM} becomes naturally stable and therefore, can serve as a viable dark matter candidate. As mention above, anomaly cancellation requires the introduction of three RH neutrinos in the present model. Therefore we can easily generate the neutrino masses by the Type-I seesaw mechanism after $B-L$ symmetry is broken. Diagonalising the light neutrino mass matrix (m_ν , for detail see Section III A), we determine the allowed parameter space by satisfying the 3σ bounds on the mass square differences (Δm_{12}^2 , Δm_{atm}^2), the mixing angles ($\theta_{12}, \theta_{13}, \theta_{23}$) [66] and also the cosmological bound on the sum of three light neutrinos masses [25]. We also determine the effective mass $m_{\beta\beta}$ which is relevant for neutrino-less double beta decay and compare it against the current bound on $m_{\beta\beta}$ from GERDA phase I experiment [13].

Next, we explain the possible origin of the baryon asymmetry at the present epoch from an initially matter-antimatter symmetric Universe via leptogenesis. We first generate the lepton asymmetry (or $B - L$ asymmetry, Y_{B-L}) from the out of equilibrium, CP violating decays of RH neutrinos. The lepton asymmetry thus produced has been converted into the baryon asymmetry by the $(B + L)$ violating sphaleron processes which are effective before and during electroweak phase transition [67–69]. When the sphaleron processes are in thermal equilibrium ($10^{12} \text{ GeV} \lesssim T \lesssim 10^2 \text{ GeV}$, T being the temperature of the Universe), the conversion rate is given by [70]

$$Y_B = -\frac{8N_f + 4N_{\phi_h}}{22N_f + 13N_{\phi_h}} Y_{B-L} \quad (1)$$

where $N_f = 3$ and $N_{\phi_h} = 1$, are the number of fermionic generations and number of Higgs doublet in the model, respectively.

Finally, in order to address the dark matter issue, we consider the singlet scalar ϕ_{DM} as a DM candidate. Since the couplings of this scalar to the rest of the particles of the model are free parameters, they could take any value. Depending on the value of these couplings, we

could consider ϕ_{DM} as a WIMP or a FIMP. Detailed study on the WIMP type scalar DM in the present $U(1)_{B-L}$ framework has been done in Refs. [58, 59, 72]. In most of the earlier works, it has been shown that the WIMP relic density is mainly satisfied around the resonance regions of the mediator particles. Moreover, the WIMP parameter space has now become severely constrained due to non-observation of any “real” signal in various direct detection experiments. Thus, as discussed earlier, in this situation the study of scalar DM other than WIMP is worthwhile. Therefore in this work, we consider the scalar field ϕ_{DM} as a FIMP candidate which, depending on its mass, is dominantly produced from the decays of heavy bosonic particles such as h_1 , h_2 , Z_{BL} and also from the annihilations of bosonic as well as fermionic degrees of freedom present in the model (e.g. N_i , Z_{BL} , h_i etc.). In particular, in Ref. [43], we have also studied a SM singlet scalar as the FIMP type DM candidate in a $L_\mu - L_\tau$ gauge extension of the SM. In that work, we have considered the extra gauge boson mass in MeV range to explain the muon $(g - 2)$ anomaly. Consequently, the production of a $\mathcal{O}(\text{GeV})$ DM from the decay of $Z_{\mu\tau}$ is forbidden. Additionally, in that model due to the considered $L_\mu - L_\tau$ flavour symmetry the neutrino mass matrices (both light and heavy neutrinos) have particular shape. On the other hand, in the present work, we have extensively studied the FIMP DM production mechanism from all possible decays and annihilations other particles present in the model. Moreover, we have found that depending on our DM mass, a sharp correlation exists among the three puzzles of astroparticle physics namely neutrino mass generation, leptogenesis and DM. Furthermore, earlier in Ref. [40], one of us, along with other collaborators, has studied the freeze-in DM production mechanism in the framework of $U(1)_{B-L}$ extension of the SM. However, in that article they have considered an MeV range RH neutrino as the FIMP DM candidate. Thus, in the context of DM phenomenology the current work is vastly different from Ref. [40].

In the non-thermal scenario, most of the production of the FIMP from the decay of a heavy particle occurs when $T \sim M$, where M is the mass of the decaying mother particle, which is generally assumed to be in thermal equilibrium. Therefore, the non-thermality condition of the FIMP demands that $\frac{\Gamma}{H} < 1 \Big|_{T \sim M}$ [71], which in turn imposes a severe upper bound on the coupling strengths of the FIMP. Thus the non-thermality condition requires extremely small coupling of ϕ_{DM} with the thermal bath ($\lesssim 10^{-10}$) and hence, FIMP DM can easily evade all the existing bounds from DM direct detection experiments [26–28].

Rest of the paper has been arranged in the following manner, in Section II we discuss the model in detail. In Section III we present the main results of the paper. In particular, we discuss the neutrino phenomenology in Section III A, baryogenesis via leptogenesis in Section III B and non-thermal FIMP dark matter ϕ_{DM} production in Section III C. Finally in Section IV we end with our conclusions.

Gauge Group	Baryon Fields			Lepton Fields			Scalar Fields		
	$Q_L^i = (u_L^i, d_L^i)^T$	u_R^i	d_R^i	$L_L^i = (\nu_L^i, e_L^i)^T$	e_R^i	N_R^i	ϕ_h	ϕ_H	ϕ_{DM}
$SU(2)_L$	2	1	1	2	1	1	2	1	1
$U(1)_Y$	1/6	2/3	-1/3	-1/2	-1	0	1/2	0	0
$U(1)_{B-L}$	1/3	1/3	1/3	-1	-1	-1	0	2	n_{BL}

Table I: Charges of all particles under various symmetry groups.

II. MODEL

The gauged $U(1)_{B-L}$ extension of SM is one of the most extensively studied BSM model so far. In this model, the gauge sector of the SM is enhanced by imposing a local $U(1)_{B-L}$ symmetry to the SM Lagrangian, where B and L represent the respective baryon and lepton number of a particle. Therefore, the complete gauged group is $SU(3)_c \times SU(2)_L \times U(1)_Y \times U(1)_{B-L}$. Since the $U(1)_{B-L}$ extension of SM is not an anomaly free theory, hence we need to introduce some chiral fermions to cancel the anomaly. In order to achieve this, we have considered three extra right handed (RH) neutrinos to make the proposed B – L extension anomaly free. Besides the SM particles and three RH neutrinos, we have introduced two SM gauge singlet scalars ϕ_H , ϕ_{DM} in the theory with suitable B – L charges. One of the scalar fields namely ϕ_H breaks the proposed $U(1)_{B-L}$ symmetry spontaneously by acquiring a nonzero VEV v_{BL} and thereby generates masses to all the BSM particles. We have chosen the B – L charge of ϕ_{DM} in such a way that the Lagrangian of our model before the $U(1)_{B-L}$ symmetry breaking does not contain any interaction term involving odd powers of ϕ_{DM} . When ϕ_H gets a nonzero VEV, this $U(1)_{B-L}$ symmetry breaks spontaneously into a remnant \mathbb{Z}_2 symmetry under which only ϕ_{DM} becomes odd. The \mathbb{Z}_2 invariance of the Lagrangian will be preserved as long as the parameters of the Lagrangian are such that the scalar field ϕ_{DM} does not get any VEV. Under this condition, the scalar field ϕ_{DM} becomes absolutely stable and, in principle, can serve as a viable dark matter candidate. The respective $SU(2)_L$, $U(1)_Y$ and $U(1)_{B-L}$ charges of all the particles in the present model are listed in Table I.

The complete Lagrangian for the model is as follows,

$$\begin{aligned}
\mathcal{L} = & \mathcal{L}_{SM} + \mathcal{L}_{DM} + (D_\mu \phi_H)^\dagger (D^\mu \phi_H) - \frac{1}{4} F_{BL\mu\nu} F_{BL}^{\mu\nu} + \frac{i}{2} \bar{N}_i \gamma^\mu D_\mu N_i - V(\phi_h, \phi_H) \\
& - \sum_{i=1}^3 \frac{y_{N_i}}{2} \phi_H \bar{N}_i^c N_i - \sum_{i,j=1}^3 y'_{ij} \bar{L}_i \tilde{\phi}_h N_j + h.c., \tag{2}
\end{aligned}$$

with $\tilde{\phi}_h = i\sigma_2\phi_h^*$. The term \mathcal{L}_{SM} and \mathcal{L}_{DM} represent the SM and dark sector Lagrangian, respectively. The dark sector Lagrangian \mathcal{L}_{DM} containing all possible gauge invariant interaction terms of the scalar field ϕ_{DM} , has the following form

$$\begin{aligned} \mathcal{L}_{DM} = & (D^\mu\phi_{DM})^\dagger(D_\mu\phi_{DM}) - \mu_{DM}^2(\phi_{DM}^\dagger\phi_{DM}) - \lambda_{DM}(\phi_{DM}^\dagger\phi_{DM})^2 - \lambda_{Dh}(\phi_{DM}^\dagger\phi_{DM})(\phi_h^\dagger\phi_h) \\ & - \lambda_{DH}(\phi_{DM}^\dagger\phi_{DM})(\phi_H^\dagger\phi_H), \end{aligned} \quad (3)$$

where the interactions of ϕ_{DM} with ϕ_h and ϕ_H are proportional to the couplings λ_{Dh} and λ_{DH} , respectively. The fourth term in Eq. (2) represents the kinetic term for the additional gauge boson Z_{BL}^μ in terms of field strength tensor $F_{BL\mu\nu}$ of the $U(1)_{B-L}$ gauge group. The covariant derivatives involving in the kinetic energy terms of the BSM scalars and fermions, ϕ_H , ϕ_{DM} and N_i (Eq. (2)), can be expressed in a generic form

$$D_\mu\psi = (\partial_\mu + i g_{BL} Q_{BL}(\psi) Z_{BL\mu}) \psi, \quad (4)$$

where $\psi = \phi_{DM}, \phi_H, N_i$ and $Q_{BL}(\psi)$ represents the B – L charge of the corresponding field (listed in Table I). The quantity $V(\phi_h, \phi_H)$ in Eq. (2) contains the self interaction terms of ϕ_H and ϕ_h as well as the mutual interaction term between the two scalar fields. The expression of $V(\phi_h, \phi_H)$ is given by

$$V(\phi_h, \phi_H) = \mu_H^2\phi_H^\dagger\phi_H + \mu_h^2\phi_h^\dagger\phi_h + \lambda_H(\phi_H^\dagger\phi_H)^2 + \lambda_h(\phi_h^\dagger\phi_h)^2 + \lambda_{hH}(\phi_h^\dagger\phi_h)(\phi_H^\dagger\phi_H). \quad (5)$$

After the symmetry breaking, the SM Higgs doublet ϕ_h and the BSM scalar ϕ_H take the following form,

$$\phi_h = \begin{pmatrix} 0 \\ \frac{v+H}{\sqrt{2}} \end{pmatrix} \quad \phi_H = \left(\frac{v_{BL} + H_{BL}}{\sqrt{2}} \right), \quad (6)$$

where $v = 246$ GeV is the VEV of ϕ_h , which breaks the SM gauge symmetry into a residual $U(1)_{EM}$ symmetry. The remaining terms in Eq. (2) are the Yukawa interaction terms for the left handed and right handed neutrinos. As mentioned in the beginning of this section, when the extra scalar field ϕ_H gets a nonzero VEV v_{BL} , the proposed $U(1)_{B-L}$ gauge symmetry breaks spontaneously. As a results, the Majorana mass terms for the right handed neutrinos, proportional to the Yukawa couplings y_{N_i} , are generated. In general, for a three generation of right handed neutrinos, we will have a 3×3 Majorana mass matrix $\mathcal{M}_{\mathcal{R}}$ with all off diagonal terms are present. However, in the present scenario for calculational simplicity, we have chosen a basis for the N_i fields with respect to which $\mathcal{M}_{\mathcal{R}}$ is diagonal. The diagonal elements, representing the masses of N_i s, are given by,

$$M_{N_i} = \frac{y_{N_i}}{\sqrt{2}}v_{BL}. \quad (7)$$

Like the three right handed neutrinos, the extra neutral gauge bosons also becomes massive through the Eq. (4) when ϕ_H picks up a VEV. The mass term Z_{BL} is given by

$$M_{Z_{BL}} = 2 g_{BL} v_{BL}. \quad (8)$$

When both ϕ_h and ϕ_H obtain their respective VEVs, there will be a mass mixing between the states H and H_{BL} . The mass matrix with respect to the basis H and H_{BL} looks like as follows

$$\mathcal{M}_{scalar}^2 = \begin{pmatrix} 2\lambda_h v^2 & \lambda_{hH} v_{BL} v \\ \lambda_{hH} v_{BL} v & 2\lambda_H v_{BL}^2 \end{pmatrix}. \quad (9)$$

Rotating the basis states H and H_{BL} by a suitable angle α , we can make the above mass matrix diagonal. The new basis states (h_1 and h_2) with respect to which the mass matrix \mathcal{M}_{scalar}^2 becomes diagonal, are some linear combinations of earlier basis states H and H_{BL} . The new basis states, now representing two the physical states, are defined as

$$\begin{aligned} h_1 &= H \cos \alpha + H_{BL} \sin \alpha, \\ h_2 &= -H \sin \alpha + H_{BL} \cos \alpha, \end{aligned} \quad (10)$$

where we denote h_1 as the SM-like Higgs boson while h_2 is playing the role of a BSM scalar field. The mixing angle between H and H_{BL} can be expressed in terms of the parameters of the Lagrangian (cf. Eq. (2)) as,

$$\tan 2\alpha = \frac{\lambda_{hH} v_{BL} v}{\lambda_h v^2 - \lambda_H v_{BL}^2}. \quad (11)$$

Besides the two physical scalar fields h_1 and h_2 , as mentioned earlier, there is another scalar field (ϕ_{DM}) in the present model, which can play the role of a dark matter candidate. The masses of these three physical scalar fields h_1 , h_2 and ϕ_{DM} are give below,

$$\begin{aligned} M_{h_1}^2 &= \lambda_h v^2 + \lambda_H v_{BL}^2 - \sqrt{(\lambda_h v^2 - \lambda_H v_{BL}^2)^2 + (\lambda_{hH} v v_{BL})^2}, \\ M_{h_2}^2 &= \lambda_h v^2 + \lambda_H v_s^2 + \sqrt{(\lambda_h v^2 - \lambda_H v_{BL}^2)^2 + (\lambda_{hH} v v_{BL})^2}, \\ M_{DM}^2 &= \mu_{DM}^2 + \frac{\lambda_{Dh} v^2}{2} + \frac{\lambda_{DH} v_{BL}^2}{2}, \end{aligned} \quad (12)$$

where M_x^2 denotes the mass of the corresponding scalar field x .

² Throughout the paper we have kept the mass (M_{h_1}) of SM-like Higgs boson h_1 fixed at 125.5 GeV.

In this work, we choose M_{h_2} , M_{DM} , n_{BL} , M_{N_i} , $M_{Z_{BL}}$, g_{BL} , α , λ_{Dh} , λ_{DH} and λ_{DM} as our independent set of parameters. The other parameters in the Lagrangian namely λ_h , λ_H , λ_{hH} , $\mu_{\phi_h}^2$ and $\mu_{\phi_H}^2$ can be expressed in terms of these variables as follows [72].

$$\begin{aligned}
\lambda_H &= \frac{M_{h_1}^2 + M_{h_2}^2 + (M_{h_2}^2 - M_{h_1}^2) \cos 2\alpha}{4 v_{BL}^2}, \\
\lambda_h &= \frac{M_{h_1}^2 + M_{h_2}^2 + (M_{h_1}^2 - M_{h_2}^2) \cos 2\alpha}{4 v^2}, \\
\lambda_{hH} &= \frac{(M_{h_1}^2 - M_{h_2}^2) \cos \alpha \sin \alpha}{v v_{BL}}, \\
\mu_{\phi_h}^2 &= -\frac{(M_{h_1}^2 + M_{h_2}^2)v + (M_{h_1}^2 - M_{h_2}^2)(v \cos 2\alpha + v_{BL} \sin 2\alpha)}{4 v}, \\
\mu_{\phi_H}^2 &= \frac{-(M_{h_1}^2 + M_{h_2}^2)v_{BL} + (M_{h_1}^2 - M_{h_2}^2)(v_{BL} \cos 2\alpha - v \sin 2\alpha)}{4 v_{BL}}, \\
\mu_{DM}^2 &= M_{DM}^2 - \frac{\lambda_{Dh} v^2}{2} - \frac{\lambda_{DH} v_{BL}^2}{2}, \tag{13}
\end{aligned}$$

where v_{BL} is defined in terms of $M_{Z_{BL}}$ and g_{BL} in Eq. (8).

As we already know, in the present scenario two of the three scalar fields namely ϕ_h and ϕ_H obtain VEVs. On the other hand, the remaining scalar field ϕ_{DM} does not have any VEV, which ensures its stability by preserving its \mathbb{Z}_2 odd parity. Therefore, the ground state of the system is $(\langle \phi_h \rangle, \langle \phi_H \rangle, \langle \phi_{DM} \rangle) = (v, v_{BL}, 0)$. Now, such a ground state (vacuum) will be bounded from below when the following inequalities are satisfied simultaneously [72],

$$\begin{aligned}
\mu_{\phi_h}^2 &< 0, \mu_{\phi_H}^2 < 0, \mu_{DM}^2 > 0, \\
\lambda_h &\geq 0, \lambda_H \geq 0, \lambda_{DM} \geq 0, \\
\lambda_{hH} &\geq -2\sqrt{\lambda_h \lambda_H}, \\
\lambda_{Dh} &\geq -2\sqrt{\lambda_h \lambda_{DM}}, \\
\lambda_{DH} &\geq -2\sqrt{\lambda_H \lambda_{DM}}, \\
\sqrt{\lambda_{hH} + 2\sqrt{\lambda_h \lambda_H}} \sqrt{\lambda_{Dh} + 2\sqrt{\lambda_h \lambda_{DM}}} \sqrt{\lambda_{DH} + 2\sqrt{\lambda_H \lambda_{DM}}} \\
&+ 2\sqrt{\lambda_h \lambda_H \lambda_{DM}} + \lambda_{hH} \sqrt{\lambda_{DM}} + \lambda_{Dh} \sqrt{\lambda_H} + \lambda_{DH} \sqrt{\lambda_h} \geq 0. \tag{14}
\end{aligned}$$

Besides the lower limits of λ s as described by the above inequalities, there are also upper limits on the Yukawa and quartic couplings arising from the perturbativity condition which demands that the Yukawa and scalar quartic couplings have to be less than $\sqrt{4\pi}$ ($y < \sqrt{4\pi}$) and 4π ($\lambda < 4\pi$) respectively [73].

III. RESULTS

A. Neutrino Masses and Mixing

As mentioned earlier, the cancellation of both axial vector anomaly [74, 75] and gravitational gauge anomaly [76, 77], in $U(1)_{B-L}$ extended SM, requires the presence of extra chiral fermions. Hence, in the present model to cancel these anomalies we have introduced three right handed (RH) neutrinos (N_i , $i=1$ to 3). The Majorana masses for the RH neutrinos are generated only after spontaneous breaking of the proposed $B-L$ symmetry by the VEV of ϕ_H . Also in the present scenario, as stated earlier, we are working in a basis where the Majorana mass matrix for the three RH neutrinos are diagonal i.e. $\mathcal{M}_{\mathcal{R}} = \text{diag}(M_{N_1}, M_{N_2}, M_{N_3})$. The expression for the mass of i th RH neutrino (M_{N_i}) is given in Eq. (7). On the other hand, the Dirac mass terms involving both left chiral and right chiral neutrinos, are originated when the electroweak symmetry is spontaneously broken by the VEV of SM Higgs doublet ϕ_h , giving rise to a 3×3 complex matrix $\mathcal{M}_{\mathcal{D}}$. In general, one can take all the elements of matrix $\mathcal{M}_{\mathcal{D}}$ as complex but for calculational simplicity and also keeping in mind that only three physical phases (one Dirac phase and two Majorana phases) exist for three light neutrinos (Majorana type), we have considered only three complex elements in the lower triangle part of the Dirac mass matrix $\mathcal{M}_{\mathcal{D}}$. However, the results we have presented later in this section will not change significantly if we consider all the elements of $\mathcal{M}_{\mathcal{D}}$ are complex. The Dirac mass matrix $\mathcal{M}_{\mathcal{D}}$ we assume has the following structure:

$$\mathcal{M}_{\mathcal{D}} = \begin{pmatrix} y_{ee} & y_{e\mu} & y_{e\tau} \\ y_{\mu e} + i\tilde{y}_{\mu e} & y_{\mu\mu} & y_{\mu\tau} \\ y_{\tau e} + i\tilde{y}_{\tau e} & y_{\tau\mu} + i\tilde{y}_{\tau\mu} & y_{\tau\tau} \end{pmatrix}, \quad (15)$$

where $y_{ij} = \frac{y'_{ij}}{\sqrt{2}}v$ ($i, j = e, \mu, \tau$) and the Yukawa coupling y'_{ij} has been defined in Eq. (2).

Now, with respect to the Majorana basis $\left(\overline{\nu_{\alpha L}} \quad \overline{(N_{\alpha R})^c}\right)^T$ and $\left((\nu_{\alpha L})^c \quad N_{\alpha R}\right)^T$ one can write down the Majorana mass matrix for both left and right chiral neutrinos using $\mathcal{M}_{\mathcal{D}}$ and $\mathcal{M}_{\mathcal{R}}$ matrices in the following way,

$$M = \begin{pmatrix} 0 & \mathcal{M}_{\mathcal{D}} \\ \mathcal{M}_{\mathcal{D}}^T & \mathcal{M}_{\mathcal{R}} \end{pmatrix}. \quad (16)$$

Since $M_{\mathcal{D}}$ and $M_{\mathcal{R}}$ are both 3×3 matrices (for three generations of neutrinos), the resultant matrix M will be of order 6×6 and also it is a complex symmetric matrix which reflects its

Majorana nature. Therefore, after diagonalisation of the matrix M , we get three light and three heavy neutrinos, all of which are Majorana fermions. If we use the block diagonalisation technique, we can write the light and heavy neutrino mass matrices in the leading order as,

$$m_\nu \simeq -\mathcal{M}_D \mathcal{M}_R^{-1} \mathcal{M}_D^T, \quad (17)$$

$$m_N \simeq \mathcal{M}_R. \quad (18)$$

Here M_R is a diagonal matrix and the expression of all the elements of m_ν in terms of the elements of \mathcal{M}_D and \mathcal{M}_R matrices are given in Appendix A. After diagonalising m_ν matrix we get three light neutrino masses (m_i , $i = 1, 2, 3$), three mixing angles (θ_{12} , θ_{13} and θ_{23}) and one Dirac CP phase δ .

We have used the Jarlskog Invariant J_{CP} [78] to determine the Dirac CP phase δ , which is defined as,

$$J_{CP} = \frac{1}{8} \sin 2\theta_{12} \sin 2\theta_{23} \sin 2\theta_{13} \cos \theta_{13} \sin \delta. \quad (19)$$

Moreover, the quantity J_{CP} is related to the elements of the Hermitian matrix $h = m_\nu m_\nu^\dagger$ in the following way,

$$J_{CP} = \frac{\text{Im}(h_{13}h_{23}h_{31})}{\Delta m_{21}^2 \Delta m_{32}^2 \Delta m_{31}^2} \quad (20)$$

where in the numerator $\text{Im}(X)$ represents the imaginary part of X while in the denominator, $\Delta m_{ij}^2 = m_i^2 - m_j^2$. Once we determine the quantity J_{CP} (from Eq. (20)) and the intergenerational mixing angles of neutrinos then one can easily determine the Dirac CP phase using Eq. (19).

In the present scenario we have twelve independent parameters coming from the Dirac mass matrix. The RH neutrino mass matrix, in principle, should bring in three additional parameters. However, as we will discuss in details in Section III B, two of the RH neutrino masses is taken to be nearly degenerate. In particular, the condition of resonant leptogenesis requires that $M_{N_2} - M_{N_1} = \Gamma_1/2$, where Γ_1 is the tree level decay width of N_1 and is seen to be $\sim 10^{-11}$ GeV. Therefore, for all practical purposes we have $M_{N_1} \simeq M_{N_2}$, and the RH neutrino mass matrix only brings in two independent parameters, M_{N_1} and M_{N_3} . Thus, we have fourteen independent

parameters which we vary in the following ranges,

$$\begin{aligned}
1 \text{ TeV} &\leq M_{N_1} \leq 3 \text{ TeV}, \\
M_{N_1} &< M_{N_3} \leq 15 \text{ TeV}, \\
1 &\leq \frac{\sqrt{2} y_{ij}}{v} \times 10^8 \leq 1000 \quad (i, j = e, \mu, \tau, i = j \neq e), \\
1 &\leq \frac{\sqrt{2} y_{ee}}{v} \times 10^{10} \leq 100, \\
1 &\leq \frac{\sqrt{2} \tilde{y}_{ij}}{v} \times 10^8 \leq 1000 \quad (i = \tau, j = e, \mu), \\
1 &\leq \frac{\sqrt{2} \tilde{y}_{\mu e}}{v} \times 10^9 \leq 1000.
\end{aligned} \tag{21}$$

We try to find the allowed parameter space which satisfy the following constraints on three mixing angles (θ_{ij}) and two mass square differences (Δm_{ij}^2), J_{CP} obtained from neutrino oscillation data and the cosmological bound on the sum of three light neutrino masses. These experimental/observational results are listed below.

- Measured values of three mixing angles in 3σ range [66]:
 $30^\circ < \theta_{12} < 36.51^\circ$, $37.99^\circ < \theta_{23} < 51.71^\circ$ and $7.82^\circ < \theta_{13} < 9.02^\circ$.
- Allowed values of two mass squared differences in 3σ range [66]:
 $6.93 < \frac{\Delta m_{21}^2}{10^{-5}} \text{ eV}^2 < 7.97$ and $2.37 < \frac{\Delta m_{31}^2}{10^{-3}} \text{ eV}^2 < 2.63$ in 3σ range.
- Above mentioned values of the neutrino oscillation parameters also put an upper bound on the absolute value of J_{CP} from Eq. (19), which is $|J_{CP}| \leq 0.039$.
- Cosmological upper bound on the sum of three light neutrino masses i.e. $\sum_i m_i < 0.23 \text{ eV}$ at 2σ C.L. [25].

While it is possible to obtain both normal hierarchy (NH) ($m_1 < m_2 < m_3$) and inverted hierarchy (IH) ($m_3 < m_1 < m_2$) in this scenario, we show our results only for NH for brevity. Similar results can be obtained for IH.

In the LP of Fig. 1, we have shown the variation of J_{CP} parameter (as defined in Eq. (19)) with the Dirac CP phase δ . From this plot one can easily notice that there are two allowed ranges of Dirac CP phase $0^\circ \leq \delta \leq 90^\circ$ and $270^\circ \leq \delta \leq 360^\circ$ respectively which can reproduce the neutrino oscillation parameters in 3σ range. Since the Jarlskog invariant J_{CP} is proportional to $\sin \delta$ (Eq. 19), hence we get both positive and negative values of J_{CP} symmetrically placed in the first and fourth quadrants. However, the absolute values of J_{CP} always lie below 0.039. Also, here we want to mention that from the recent results of T2K [79] experiment, values of δ lying in the fourth quadrant are favourable compared to those in first quadrant. In the RP of

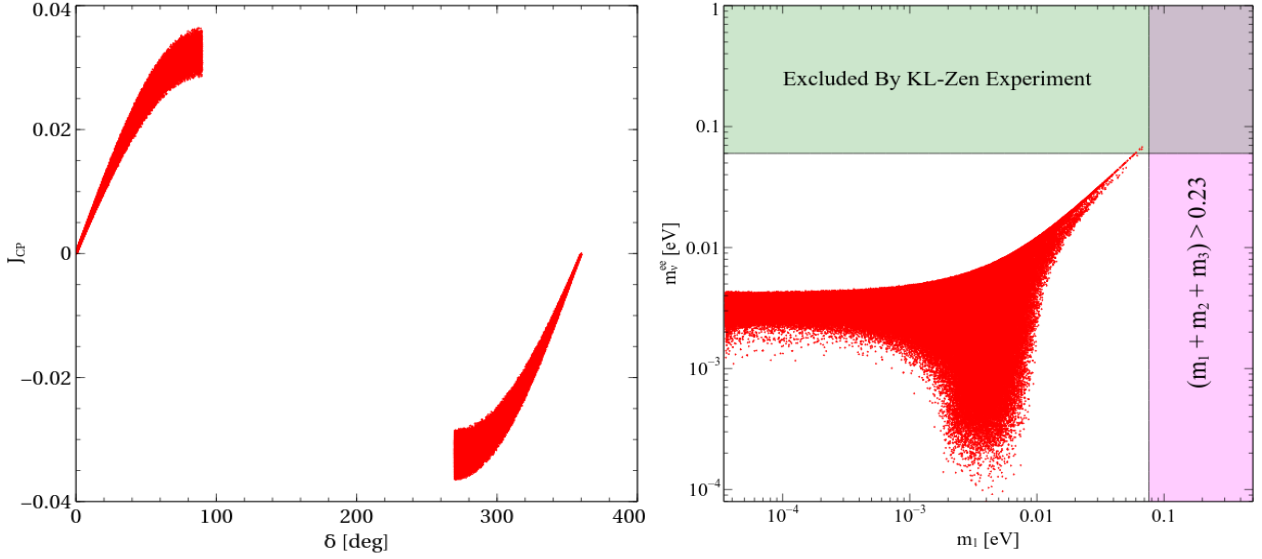


Figure 1: **LP:** Variation of J_{CP} with δ . **RP:** Variation of neutrino less double β decay parameter $m_{\beta\beta}$ with m_1

Fig. 1, we have shown the variation of neutrino less double β decay parameter $m_{\beta\beta}$ with the mass of lightest neutrino m_1 . $m_{\beta\beta}$ is an important quantity for the study of neutrino less double β decay as the cross section of this process is proportional to $m_{\beta\beta} = |\sum_{i=1}^3 (U_{PMNS})_{ei}^2 m_i| = (m_\nu)_{ee}$ (see Appendix B for details.), where $(m_\nu)_{ee}$ (Eq. A1) is the (1,1) element of light neutrino mass matrix m_ν . The nature of this plot is very similar to the usual plot in $m_{\beta\beta} - m_1$ plane for the normal hierarchical scenario [80]. In the same plot, we have also shown the current bound on $m_{\beta\beta}$ from KamLand-Zen experiment [17].

B. Baryogenesis via Resonant Leptogenesis

As we have three RH neutrinos in the present model, in this section we have studied the lepton asymmetry generated from the CP violating out of equilibrium decays of these heavy neutrinos at the early stage of the Universe. The B – L asymmetry thus produced is converted into the baryon asymmetry through sphaleron transitions which violate B + L quantum number while conserving the B – L charge. The sphaleron processes are active between temperatures of $\sim 10^{12}$ GeV to $\sim 10^2$ GeV in the early Universe. At high temperatures the sphalerons are in thermal equilibrium and subsequently they freeze-out at around $T \simeq 100 - 200$ GeV [81, 82], just before electroweak symmetry breaking (EWSB). To produce sufficient lepton asymmetry, which would eventually be converted into the observed baryon asymmetry, one requires RH neutrinos with masses $\gtrsim 10^8 - 10^9$ GeV [81, 83]. This is the well know scenario of the “normal”

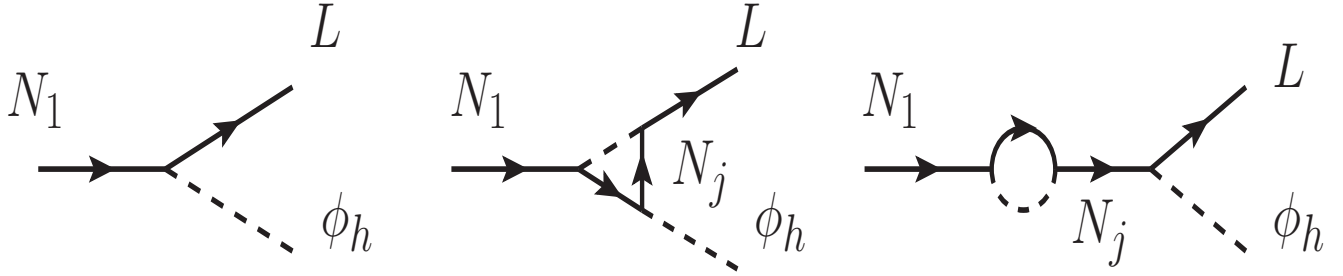


Figure 2: Feynmann diagrams for the decay of lightest RH neutrino N_1 .

or “canonical” leptogenesis. However, detection of these very massive RH neutrinos is beyond the reach of LHC and other future colliders. Here we consider the RH neutrinos to be in TeV mass range to allow for their detection at collider experiments. It has been shown that with RH neutrinos in the TeV mass-scale range, it is possible to generate adequate lepton asymmetry by considering the two lightest RH neutrinos N_1 and N_2 to be almost degenerate. More specifically, we demand that $M_{N_2} - M_{N_1} \simeq \Gamma_1/2$, where Γ_1 ³ is the total decay width of the lightest RH neutrino N_1 . This scenario is known as Resonant leptogenesis [82, 84–86].

Fig. 2 shows the tree level as well as one loop decay diagrams of the lightest RH neutrino N_1 . These diagrams are applicable for all the three RH neutrinos. Here L represents the SM lepton which can either be a charged lepton or a left chiral neutrino depending on the nature of the scalar field (charged⁴ or neutral) associated in the vertex while N_j denotes the remaining two RH neutrinos, N_2 and N_3 for the case of N_1 decay. In order to produce baryon asymmetry in the Universe we need both C and CP violating interactions, which is one of the three necessary conditions (see Sakharov conditions [45] given in Section I) for baryogenesis. Lepton asymmetry generated from the out of equilibrium decay of RH neutrinos is determined by the CP asymmetry parameter (ε_i), which is given by (for details see Appendix C),

$$\varepsilon_2 \simeq -\frac{1}{2} \frac{\text{Im} [(\mathcal{M}_D \mathcal{M}_D^\dagger)_{12}^2]}{(\mathcal{M}_D \mathcal{M}_D^\dagger)_{11} (\mathcal{M}_D \mathcal{M}_D^\dagger)_{22}}, \quad (22)$$

$$\varepsilon_1 \simeq -\frac{\Gamma_1 \Gamma_2}{\Gamma_1^2 + \Gamma_2^2} \frac{\text{Im} [(\mathcal{M}_D \mathcal{M}_D^\dagger)_{12}^2]}{(\mathcal{M}_D \mathcal{M}_D^\dagger)_{11} (\mathcal{M}_D \mathcal{M}_D^\dagger)_{22}}, \quad (23)$$

$$\simeq \frac{2\Gamma_1 \Gamma_2}{\Gamma_1^2 + \Gamma_2^2} \varepsilon_2. \quad (24)$$

³ The typical value of Γ_1 is $\sim 10^{-11}$ GeV (see Fig. 3) while $M_{N_i} \sim \mathcal{O}(\text{TeV})$. Hence we take $M_{N_1} = M_{N_2}$ throughout the work.

⁴ Since these processes occurred before EWSB hence we have both charged as well as neutral scalars in the SM.

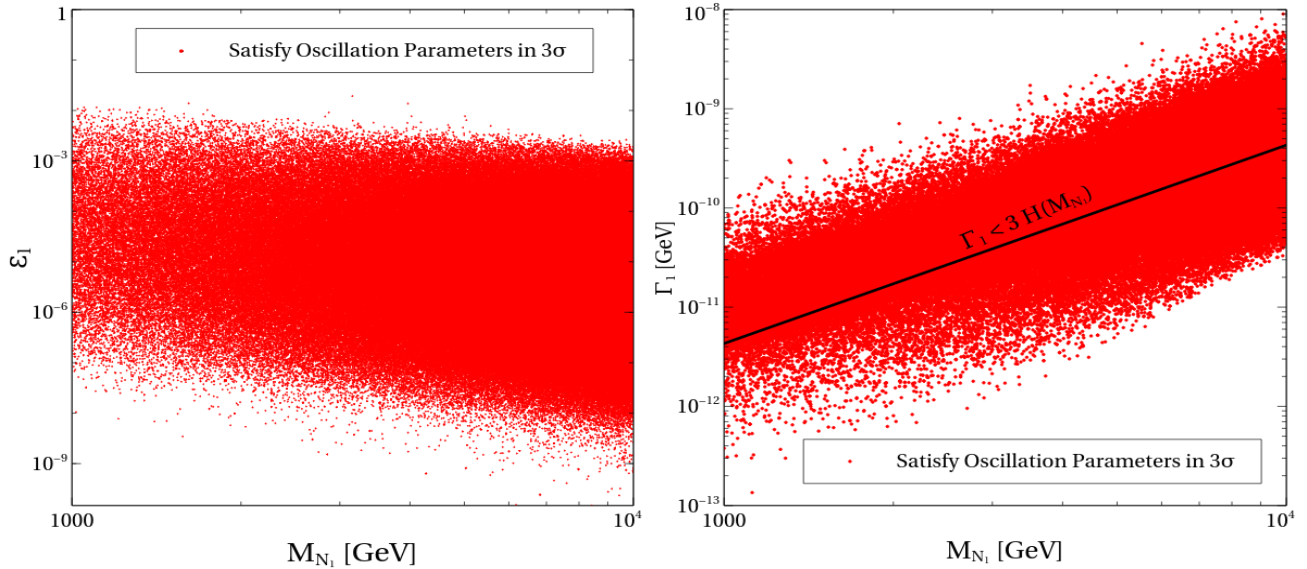


Figure 3: **LP:** Variation of CP asymmetry parameter ε_1 with the mass of N_1 . **RP:** Variation of total decay width of N_1 with M_{N_1} . Black solid line represents the upper bound of Γ_1 coming from out of equilibrium condition of N_1 . All the points in both plots satisfy the neutrino oscillation data in 3σ range.

In the LP of Fig. 3, we show the variation of CP asymmetry parameter ε_1 , generated from the decay of RH neutrino N_1 , with the mass of N_1 . Here we see that for the considered ranges of M_{N_1} ($1000 \text{ GeV} \leq M_{N_1} \leq 10000 \text{ GeV}$) and other relevant Yukawa couplings (see Eq. (21)), the CP asymmetry parameter ε_1 can be as large as $\sim 10^{-2}$, which is significantly large compared to ε_1 in the “normal” Leptogenesis case ($\varepsilon_1 \sim 10^{-8}$ for $M_{N_1} \sim 10^{10} \text{ GeV}$) [81]. In the RP of Fig. 3, we plot the variation of total decay width of N_1 with M_{N_1} . From this plot, one can easily notice that in the present scenario, Γ_1 lies between $\sim 10^{-12} \text{ GeV}$ to 10^{-9} GeV for the entire considered range of M_{N_1} . All the points in both panels satisfy the neutrino oscillations data in the 3σ range while the black solid line in the RP provides the upper bound on Γ_1 , obtained from the out of equilibrium conditions for N_1 i.e. $\Gamma_1 < 3 H(M_{N_1})$ [81] where H is Hubble parameter at $T = M_{N_1}$.

Next, we calculate the B – L asymmetry generated from the decays as well as the pair annihilations of the RH neutrinos N_1 and N_2 . In order to calculate the net B – L asymmetry produced from the interactions of N_1 and N_2 at temperature of the Universe $T \simeq 150 \text{ GeV}$ (freeze-out temperature of sphaleron) we have to solve a set of three coupled Boltzmann equations. The

relevant Boltzmann equations [81, 82] for calculating Y_{N_i} and Y_{B-L} are given below,

$$\frac{dY_{N_1}}{dz} = -\frac{M_{pl}}{1.66 M_{N_1}^2} \frac{z \sqrt{g_\star(z)}}{g_s(z)} \langle \Gamma_1 \rangle (Y_{N_1} - Y_{N_1}^{\text{eq}}) - \frac{2\pi^2}{45} \frac{M_{pl} M_{N_1}}{1.66} \frac{\sqrt{g_\star(z)}}{z^2} \times \left(\langle \sigma v \rangle_{N_1, Z_{BL}} + \langle \sigma v \rangle_{N_1, t, H_{BL}} \right) (Y_{N_1}^2 - (Y_{N_1}^{\text{eq}})^2), \quad (25)$$

$$\frac{dY_{N_2}}{dz} = -\frac{M_{pl}}{1.66 M_{N_1}^2} \frac{z \sqrt{g_\star(z)}}{g_s(z)} \langle \Gamma_2 \rangle (Y_{N_2} - Y_{N_2}^{\text{eq}}) - \frac{2\pi^2}{45} \frac{M_{pl} M_{N_1}}{1.66} \frac{\sqrt{g_\star(z)}}{z^2} \times \left(\langle \sigma v \rangle_{N_2, Z_{BL}} + \langle \sigma v \rangle_{N_2, t, H_{BL}} \right) (Y_{N_2}^2 - (Y_{N_2}^{\text{eq}})^2), \quad (26)$$

$$\frac{dY_{B-L}}{dz} = -\frac{M_{pl}}{1.66 M_{N_1}^2} \frac{z \sqrt{g_\star(z)}}{g_s(z)} \left[\sum_{j=1}^2 \left(\frac{Y_{B-L}}{2} \frac{Y_{N_j}^{\text{eq}}}{Y_L^{\text{eq}}} + \varepsilon_j (Y_{N_j} - Y_{N_j}^{\text{eq}}) \right) \langle \Gamma_j \rangle \right], \quad (27)$$

where $Y_X = \frac{n_X}{s}$ denotes the comoving number density of X , with n_X being the actual number density and $z = \frac{M_{N_1}}{T}$. Planck mass is denoted by M_{pl} . The quantity $g_\star(z)$ is a function of g_ρ and g_s , the effective degrees of freedom related to the energy and entropy densities of the Universe respectively, and it has the following expression [30],

$$\sqrt{g_\star(z)} = \frac{g_s(z)}{\sqrt{g_\rho(z)}} \left(1 - \frac{1}{3} \frac{d \ln g_s(z)}{d \ln z} \right). \quad (28)$$

Before EWSB, the variation of $g_s(z)$ with respect to z is negligible compared to the first term within the brackets and hence one can use $\sqrt{g_\star(z)} \simeq \frac{g_s(z)}{\sqrt{g_\rho(z)}}$. The equilibrium comoving number density of X ($X = N_i, L$), obeying the Maxwell Boltzmann distribution, is given by [30]

$$Y_X^{\text{eq}}(z) = \frac{45 g_X}{4 \pi^4} \left(\frac{M_X z}{M_{N_1}} \right)^2 \frac{K_2 \left(\frac{M_X}{M_{N_1}} z \right)}{g_s \left(\frac{M_{N_1}}{z} \right)}, \quad (29)$$

where g_X and M_X are the internal degrees of freedom and mass of X respectively while $g_s \left(\frac{M_{N_1}}{z} \right)$ is the effective degrees of freedom related to the entropy density of the Universe at temperature $T = \frac{M_{N_1}}{z}$. $K_2 \left(\frac{M_X}{M_{N_1}} z \right)$ is the modified Bessel function of order 2. The relevant Feynman diagrams including both decay and annihilation of N_i are shown in Figs. 2 and 4. The expression of thermal averaged decay width $\langle \Gamma_i \rangle$, which is related to total decay width Γ_i of N_i is given as

$$\langle \Gamma_i \rangle = \Gamma_i \frac{K_1 \left(\frac{M_{N_i}}{M_{N_1}} z \right)}{K_2 \left(\frac{M_{N_i}}{M_{N_1}} z \right)}. \quad (30)$$

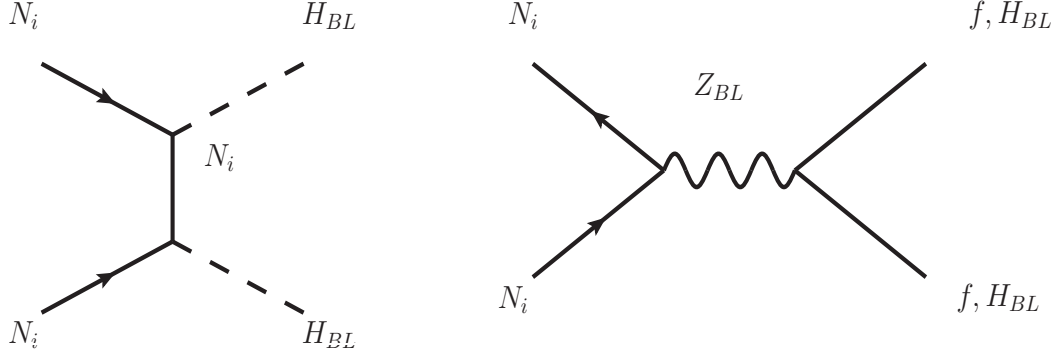


Figure 4: Feynman diagrams for the annihilations of RH neutrinos.

The thermally average annihilation cross sections $\langle\sigma v\rangle_{N_i, Z_{BL}}$ and $\langle\sigma v\rangle_{N_i, H_{BL}}$, appearing in Boltzmann equations (Eqs. (25) and (26)) for the processes shown in Fig. 4, can be defined in a generic form,

$$\langle\sigma v\rangle_{N_i, x} = \frac{z}{16 M_{N_i}^4 M_{N_1} g_{N_i}^2 K_2\left(\frac{M_{N_i}}{M_{N_1}} z\right)^2} \int_{4 M_{N_i}^2}^{\infty} \hat{\sigma}_{N_i, x} K_1\left(\frac{\sqrt{s}}{M_{N_1}} z\right) \sqrt{s} ds, \quad (31)$$

where the $\hat{\sigma}_{N_i, x}$ is related to the actual annihilation cross section $\sigma_{N_i, x}$ by the following relation

$$\hat{\sigma}_{N_i, x} = 2 g_{N_i}^2 (s - 4 M_{N_1}^2) \sigma_{N_i, x}, \quad (32)$$

where $g_{N_i} = 2$ is the internal degrees of freedom of RH neutrino N_i . The expression of $\hat{\sigma}_{N_i, Z_{BL}}$ and $\hat{\sigma}_{N_i, t, H_{BL}}$ for the present model is given in Ref. [82].

To calculate the B – L asymmetry at around $T \simeq 150$ GeV, we have to numerically solve the set of three coupled Boltzmann equations (Eqs. (25)-(27)) using Eqs. (28)-(32). However, we can reduce the two flavour analysis (when both N_2 and N_1 are separately considered) into one flavour case by considering the parameters of $\mathcal{M}_{\mathcal{D}}$ matrix in such a way so that the decay widths of N_1 and N_2 are of the same order i.e. $\Gamma_1 \sim \Gamma_2$. Hence, the CP asymmetry generated from the decays of both N_1 and N_2 are almost identical ($\varepsilon_1 \sim \varepsilon_2$, see Eq. (C9)-(C10)). In this case, the net B – L asymmetry is equal to twice of that is being generated from the CP violating interactions of the lightest RH neutrino N_1 [82]. Hence instead of solving three coupled differential equations we now only need to solve Eqs. (25) and (27). The results we have found by numerically solving Eqs. (25) and (27) are plotted in Fig. 5. In this plot, we have shown the variation of Y_{N_1} and Y_{B-L} with z for $M_{N_1} = 2000$ GeV, $\alpha_{BL} = 3 \times 10^{-4}$ and $M_{Z_{BL}} = 3000$ GeV⁵. While solving the

⁵ The considered value of $M_{Z_{BL}}$ and the corresponding gauge coupling g_{BL} satisfy the upper bounds obtained from LEP [88, 89] and more recently from LHC [58] as well.

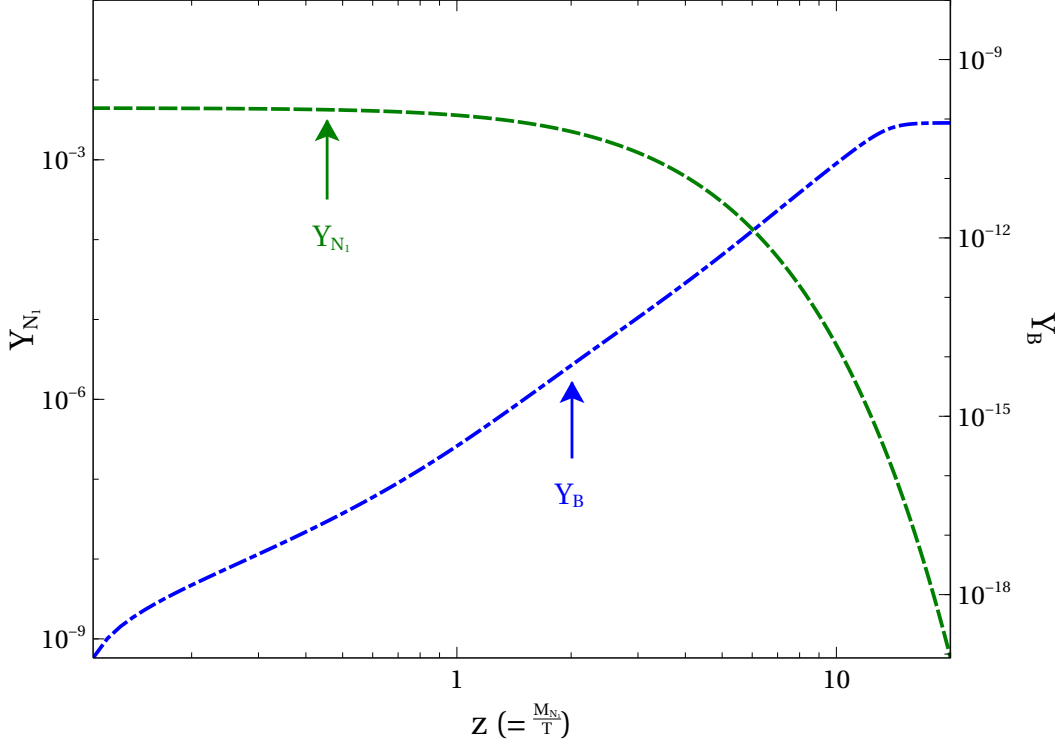


Figure 5: Variation of Y_{N_1} (Green dash line) and Y_{B-L} (blue dash-dot line) with z where other parameters have kept fixed at $M_{N_1} = 2000$ GeV, $\alpha_{BL} \left(= \frac{g_{BL}^2}{4\pi} \right) = 3 \times 10^{-4}$, $M_{Z_{BL}} = 3000$ GeV.

coupled Boltzmann equations we have considered the following initial conditions: $Y_{N_1}(T_{\text{in}}^B) = Y_{N_1}^{\text{eq}}$ and $Y_{B-L} = 0$ with T_{in}^B is the initial temperature which we have taken as 20 TeV. Thereafter, the evolutions of Y_{N_1} and Y_{B-L} are governed by their respective Boltzmann equations. From Fig. 5, one can notice that initially upto $z \sim 1$ ($T \sim M_{N_1}$), the comoving number density of Y_{N_1} does not change much as a result of the $B-L$ asymmetry produced from the decay, and the annihilation of N_1 is also less. However, as the temperature of the Universe drops below the mass of M_{N_1} , there is a rapid change in the number density of N_1 , which changes around six orders of magnitude between $z = 1$ and $z = 20$. Consequently, the large change in Y_{N_1} significantly enhances the $B-L$ asymmetry Y_{B-L} and finally Y_{B-L} saturates to the desired value around $\sim 10^{-10}$, when there are practically no N_1 left to produce any further $B-L$ asymmetry.

The produced $B-L$ asymmetry is converted to net baryon asymmetry of the Universe through the sphaleron transitions while they are in equilibrium with the thermal bath. The quantities Y_{B-L} and Y_B are related by the following equation [70]

$$Y_B = -2 \times \frac{28}{79} Y_{B-L}(T_f), \quad (33)$$

where $T_f \simeq 150$ GeV is the temperature of the Universe upto which the sphaleron process,

converting $B - L$ asymmetry to a net B asymmetry, maintains its thermal equilibrium. The extra factor of two in the above equation is due to the equal contribution to Y_{B-L} arising from the CP violating interactions of N_2 as well. Finally, we calculate the net baryon asymmetry Y_B for three different masses of RH neutrino N_1 and CP asymmetry parameter ε_1 . The results are listed in Table II. In all three cases, the final baryon asymmetry lies within the experimentally observed range for Y_B i.e. $(8.239 - 9.375) \times 10^{-11}$ at 95% C.L. [44].

M_{N_1} [GeV]	ε_1	$Y_B = \frac{n_B}{S}$
1600	4.4×10^{-4}	8.7121×10^{-11}
1800	2.25×10^{-4}	8.7533×10^{-11}
2000	1.8×10^{-4}	8.5969×10^{-11}

Table II: Baryon asymmetry of the Universe generated for three different values of M_{N_1} and ε_1 .

C. FIMP Dark Matter

In the present section we explore the FIMP scenario for dark matter in the Universe, by considering the complex scalar field ϕ_{DM} as a corresponding candidate. As described in the Section II, the residual \mathbb{Z}_2 symmetry of ϕ_{DM} makes the scalar field absolutely stable over the cosmological time scale and hence can play the role of a dark matter candidate. Since ϕ_{DM} has a nonzero $B - L$ charge n_{BL} , therefore DM talks to the SM as well as the BSM particles through the exchange of extra neutral gauge boson Z_{BL} and two Higgs bosons present in the model, one is the SM-like Higgs h_1 while other one is the BSM Higgs h_2 . The corresponding coupling strengths, in terms of gauge coupling g_{BL} , $B - L$ charge n_{BL} , mixing angle α and λ_s , are listed in Table III. As the FIMP never enters into thermal equilibrium, these couplings have to be extremely feeble in order to make the corresponding interactions nonthermal. For the case of $\phi_{DM} \phi_{DM}^\dagger Z_{BL\mu}$ coupling, we will make the $B - L$ charge of ϕ_{DM} extremely tiny so that this interaction enters into the nonthermal regime. In principle, one can also choose the gauge coupling g_{BL} to be very small, however in the present case we will keep the values of g_{BL} and $M_{Z_{BL}}$ fixed at 0.07 and 3 TeV respectively as these values reproduce the observed baryon asymmetry of the Universe (see Section III B). Also, there is another advantage of choosing tiny n_{BL} as this will make only ϕ_{DM} out of equilibrium while keeping Z_{BL} in equilibrium with the thermal bath. Moreover, due to the nonthermal nature, the initial number density of FIMP is assumed to be negligible and as the temperature of the Universe begins to fall down, they start to be produced dominantly from the decays and annihilation of other heavy particles.

Vertex $a b c$	Vertex Factor g_{abc}
$\phi_{DM} \phi_{DM}^\dagger Z_{BL\mu}$	$g_{BL} n_{BL} (p_2 - p_1)^\mu$
$\phi_{DM} \phi_{DM}^\dagger h_1$	$-(\lambda_{Dh} v \cos \alpha + \lambda_{DH} v_{BL} \sin \alpha)$
$\phi_{DM} \phi_{DM}^\dagger h_2$	$(\lambda_{Dh} v \sin \alpha - \lambda_{DH} v_{BL} \cos \alpha)$

Table III: Couplings of FIMP (ϕ_{DM}) with Z_{BL} , h_1 and h_2 .

In the present scenario, we have considered all the particles except ϕ_{DM} to be in thermal equilibrium. Before EWSB, all the SM particles are massless⁶. In this regime, production of ϕ_{DM} occurs mainly from the decay and/or annihilation of BSM particles namely Z_{BL} , H_{BL} , and N_i . Also, before EWSB the annihilation of all four degrees of freedom of SM Higgs doublet ϕ_h can produce ϕ_{DM} . Feynman diagrams for all the production processes of ϕ_{DM} before EWSB are shown in Fig. 6.

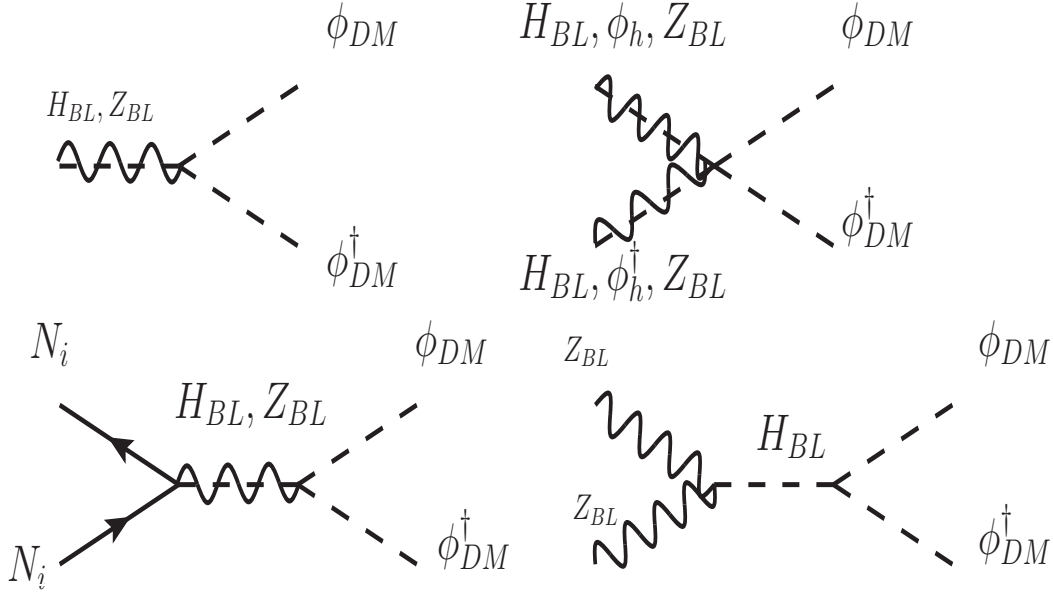


Figure 6: Feynman diagrams for the all possible production modes of ϕ_{DM} before EWSB.

After EWSB, all the SM particles become massive and consequently besides the BSM particles, ϕ_{DM} can now also be produced from the decay and/or annihilation of the SM particles as well.

⁶ Although the SM particles acquire thermal masses before EWSB, we have neglected these masses, as in this regime this approximation will not affect the DM production processes significantly.

The corresponding Feynman diagrams are shown in Fig. 7. In generating the vertex factors for different vertices to compute the Feynman diagrams as listed in Fig. 6 and Fig. 7 we have used the LanHEP [93] package.

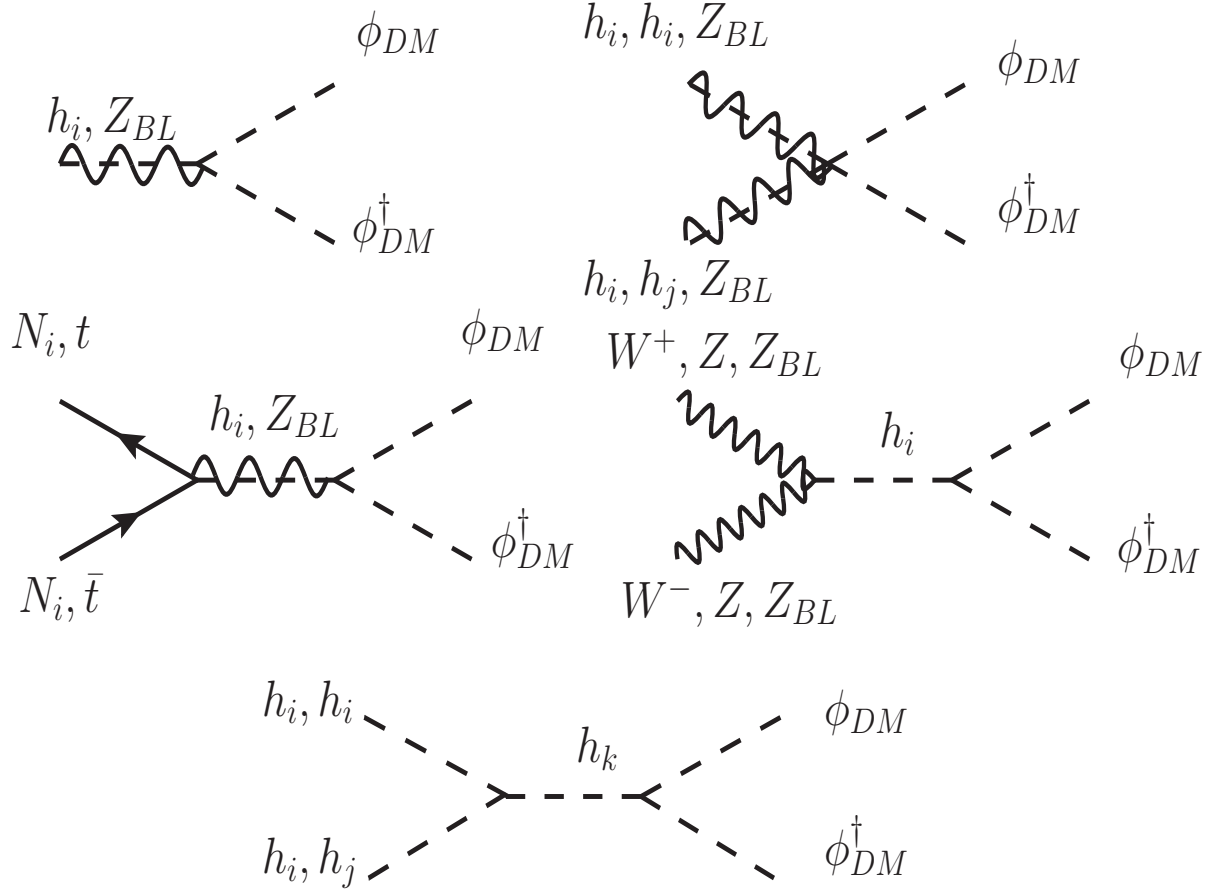


Figure 7: Production processes of ϕ_{DM} from both SM as well as BSM particles after EWSB.

In order to compute the relic density of a species at the present epoch, one needs to study the evolution of the number density of the corresponding species with respect to the temperature of the Universe. The evolution of the number density of ϕ_{DM} is governed by the Boltzmann equation containing all possible number changing interactions of ϕ_{DM} . The Boltzmann equation of ϕ_{DM} in terms of its comoving number density $Y_{\phi_{DM}} = \frac{n_{\phi_{DM}}}{s}$, where n and s are actual number

density and entropy density of the Universe is given by

$$\begin{aligned}
\frac{dY_{\phi_{DM}}}{dz} = & \frac{2M_{pl}}{1.66M_{h_1}^2} \frac{z\sqrt{g_*(z)}}{g_s(z)} \left[\sum_{X=Z_{BL}, h_1, h_2} \langle \Gamma_{X \rightarrow \phi_{DM}\phi_{DM}^\dagger} \rangle (Y_X^{\text{eq}} - Y_{\phi_{DM}}) \right] \\
& + \frac{4\pi^2}{45} \frac{M_{pl}M_{h_1}}{1.66} \frac{\sqrt{g_*(z)}}{z^2} \left[\sum_p \langle \sigma_{p\bar{p} \rightarrow \phi_{DM}\phi_{DM}^\dagger}^{\text{V}} \rangle (Y_p^{\text{eq}^2} - Y_{\phi_{DM}}^2) \right. \\
& \left. + \langle \sigma_{h_1 h_2 \rightarrow \phi_{DM}\phi_{DM}^\dagger}^{\text{V}} \rangle (Y_{h_1}^{\text{eq}} Y_{h_2}^{\text{eq}} - Y_{\phi_{DM}}^2) \right], \tag{34}
\end{aligned}$$

where $z = \frac{M_{h_1}}{T}$, while $\sqrt{g_*(z)}$, $g_s(z)$ and M_{pl} are same as those in Eqs. (25)–(27) of Section III B. In the above equation (Eq. (34)), first term represents the contribution coming from the decays of Z_{BL} , h_1 and h_2 . The expressions of equilibrium number density $Y_X^{\text{eq}}(z)$ (X is any SM or BSM particle except ϕ_{DM}) and the thermal averaged decay width $\langle \Gamma_{X \rightarrow \phi_{DM}\phi_{DM}^\dagger} \rangle$ can be obtained from Eqs. (29) and (30), respectively by only replacing M_{N_1} with M_X , the mass of decaying mother particle. As mentioned above, before EWSB, the summation in the first terms is over h_2 and Z_{BL} only, as there will be no contribution from the SM Higgs decay as such trilinear vertex ($h_1\phi_{DM}\phi_{DM}^\dagger$) is absent before EWSB and after EWSB there will be contributions to the relic density of ϕ_{DM} from all there decaying particles. The dark matter production from the pair annihilations of SM and BSM particles are described by the second term of the Boltzmann equation. Here, summation over p includes all possible pair annihilation channels namely W^+W^- , ZZ , $Z_{BL}Z_{BL}$, N_iN_i , h_ih_i , $t\bar{t}$. However before EWSB, pair annihilations of the BSM particles and SM Higgs doublet ϕ_h contribute to the production processes (i.e. $p = Z_{BL}, N_i, H_{BL}, \phi_h$, see Fig. 6). The third term, which is present only after EWSB, is another the production mode of ϕ_{DM} from the annihilation of h_1 and h_2 . The expressions of all the relevant cross sections and decay widths for computing the DM number density are given in Appendix E. The most general form of thermally averaged annihilation cross section for two different annihilating particles of mass M_A and M_B is given by [43],

$$\begin{aligned}
f_1 &= \sqrt{s^2 + (M_A^2 - M_B^2)^2 - 2s(M_A^2 + M_B^2)}, \\
f_2 &= \sqrt{s - (M_A - M_B)^2} \sqrt{s - (M_A + M_B)^2}, \\
\langle \sigma_{V_{AB} \rightarrow \phi_{DM}\phi_{DM}^\dagger} \rangle &= \frac{1}{8M_A^2 M_B^2 T K_2\left(\frac{M_A}{T}\right) K_2\left(\frac{M_B}{T}\right)} \times \\
& \int_{(M_A+M_B)^2}^{\infty} \frac{\sigma_{AB \rightarrow \phi_{DM}\phi_{DM}^\dagger}}{\sqrt{s}} f_1 f_2 K_1\left(\frac{\sqrt{s}}{T}\right) ds. \tag{35}
\end{aligned}$$

Finally, the relic density of ϕ_{DM} is obtained using the following relation between Ωh^2 and

$Y_{\phi_{DM}}(0)$ [91, 92],

$$\Omega h^2 = 2.755 \times 10^8 \left(\frac{M_{DM}}{\text{GeV}} \right) Y_{\phi_{DM}}(0), \quad (36)$$

where $Y_{\phi_{DM}}(0)$ is the value of comoving number density at the present epoch, which can be obtained by solving the Boltzmann equation.

The contribution to dark matter production processes from decays as well as annihilations of various SM and BSM particles depend on the mass of ϕ_{DM} . Accordingly, We have divided our rest of the dark matter analysis into four different regions depending on M_{DM} and the dominant production modes of ϕ_{DM} .

1. $M_{DM} < \frac{M_{h_1}}{2}, \frac{M_{h_2}}{2}, \frac{M_{Z_{BL}}}{2}$, **SM and BSM particles decay dominated region.**

In this case DM is dominantly produced from the decays of all three particles namely h_1 , h_2 and Z_{BL} . Therefore, in this case $U(1)_{B-L}$ part of the present model directly enters into the dark matter production. Moreover in this mass range, ϕ_{DM} can also be produced from the annihilations of SM and BSM particles, however, we find that their contributions are not as significant as those from the decays of h_1 , h_2 and Z_{BL} . In the left panel (LP) and right panel (RP) of Fig.8, we have shown the variation of DM relic density with z . In LP, we have shown the dependence of DM relic density with the initial temperature T_{in} . Initial temperature (T_{in}) is the temperature upto which we have assumed that the number density of DM is zero and its production processes start thereafter. We can clearly see from the figure that as long as the initial temperature is above the mass of BSM Higgs ($M_{h_2} \sim 500$ GeV), the final relic density does not depend on the choice of the initial temperature and reproduces the observed DM relic density of the Universe for the chosen values of model parameters as written in the caption of Fig. 8. If we reduce the initial temperature from 500 GeV, i.e. for $T_{in} = 251$ GeV, the decay contribution of BSM Higgs h_2 becomes less since corresponding the number density of h_2 for $T_{in} < M_{h_2}$ is Boltzmann suppressed (exponentially suppressed), which is clearly shown by the blue dashed-dotted line. Hence, if we reduce the initial temperature (T_{in}) further i.e. $T_{in} < M_{h_2}, M_{h_1} \sim 42$ GeV then the number densities of both SM-like Higgs h_1 as well as BSM Higgs h_2 become Boltzmann suppressed and hence, less amount of DM production will take place which is evident from the LP of Fig. 8 (represented by the yellow dashed-dot line). On the other hand in the RP of Fig.8, we have shown the contributions to DM relic density coming from decay and annihilation. Magenta dotted horizontal line represents the present day observed DM relic density of the Universe. Green dashed line represents the total decay contribution arising from the decays of both h_1 , h_2 and Z_{BL} whereas the net annihilation contribution coming from the annihilation of all the SM as well as BSM particles has been shown by the blue dashed-dotted line. There is a sudden rise in the annihilation contribution which occurs around the

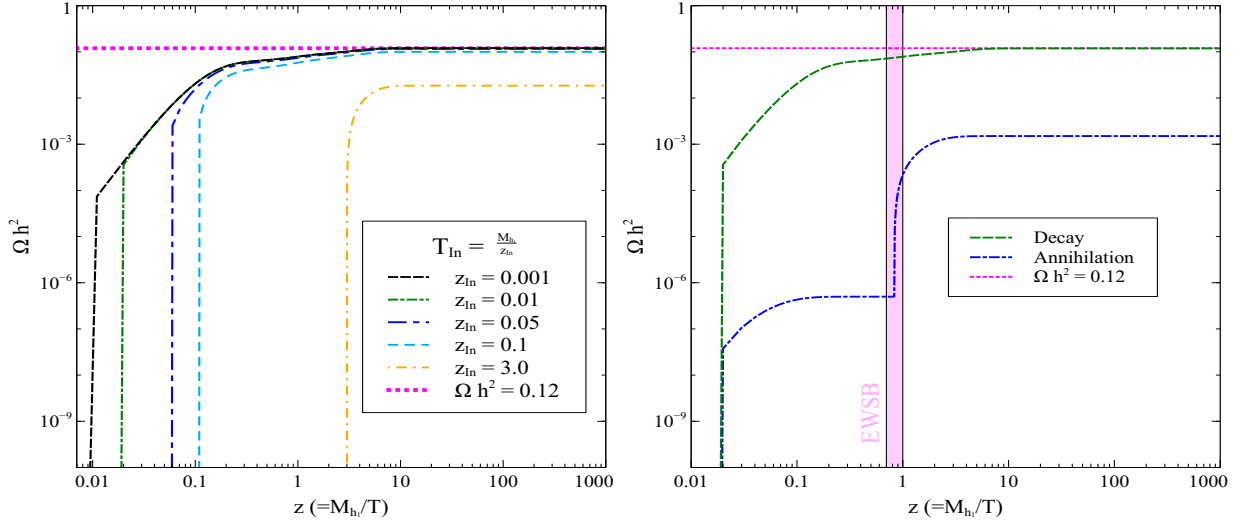


Figure 8: Left (Right) panel: Variation of relic density Ωh^2 with z for different initial temperature (Contributions to Ωh^2 coming from decay and annihilation), where other parameters are fixed at $\lambda_{Dh} = 8.75 \times 10^{-13}$, $\lambda_{DH} = 5.88 \times 10^{-14}$, $n_{BL} = 1.33 \times 10^{-10}$, $M_{DM} = 50$ GeV, $M_{Z_{BL}} = 3000$ GeV, $g_{BL} = 0.07$, $M_{h_1} = 125.5$ GeV and $M_{h_2} = 500$ GeV, $\alpha = 10^{-4}$.

Universe temperature $T \sim 154$ GeV (i.e. EWSB temperature). After the EWSB temperature, all the SM particles become massive and hence the sudden rise in the annihilation part because of the appearance of the following annihilation channels $W^+ W^-$, $Z Z$, $h_1 h_1$, $h_1 h_2$. The plot clearly implies that the lion share of the contribution comes from the decay of both Higgses h_1 , h_2 and Z_{BL} , while for the considered values of model parameters the annihilation contribution is subdominant. Moreover, in this case we cannot enhance the annihilation contribution by increasing parameters λ_{Dh} , λ_{DH} and n_{BL} as these changes will result in the over production of dark matter from the decays of h_1 , h_2 and Z_{BL} .

In the LP of Fig. 9, we have shown how the individual decay contribution from each scalar varies with z . Here we consider the following values of the scalar quartic couplings $\lambda_{Dh} = 8.75 \times 10^{-13}$ and $\lambda_{DH} = 5.88 \times 10^{-14}$ and the $(B - L)$ charge of ϕ_{DM} $n_{BL} = 1.33 \times 10^{-10}$. From this plot we can see that before EWSB SM-like Higgs h_1 cannot decay to a pair of ϕ_{DM} as in this epoch it has no coupling with the latter. In this regime the decay of BSM Higgs h_2 and Z_{BL} contribute, while after EWSB even the SM-like Higgs starts contributing to the DM production and hence we get an increased relic density (right side of EWSB). Its worth mentioning here that while generating the plot in the LP of Fig. 9, we have taken the scalar quartic couplings λ_{Dh} , λ_{DH} and B - L charge of ϕ_{DM} n_{BL} of different strengths such that the contributions of both the scalars (h_1 and h_2) and the extra gauge boson to the DM relic density are of equal order. This is because for the case of BSM Higgs h_2 decay the coupling λ_{DH} multiplied by the B - L symmetry

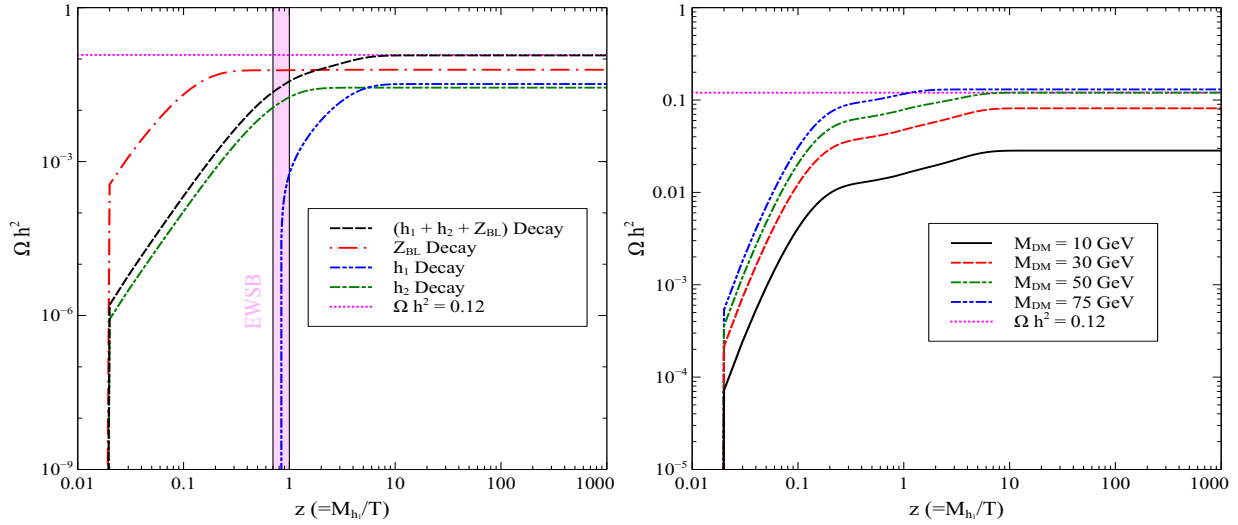


Figure 9: Left panel: Showing variation of decay contributions of both the Higgs bosons to Ωh^2 separately with z . Right panel: Variation of relic density Ωh^2 with z for different values of DM mass M_{DM} . Other parameters value have been kept fixed at $\lambda_{Dh} = 8.75 \times 10^{-13}$, $\lambda_{DH} = 5.88 \times 10^{-14}$, $n_{BL} = 1.33 \times 10^{-10}$, $M_{DM} = 50$ GeV (for LP), $M_{Z_{BL}} = 3000$ GeV, $g_{BL} = 0.07$, $M_{h_1} = 125.5$ GeV and $M_{h_2} = 500$ GeV, $\alpha = 10^{-4}$.

breaking VEV v_{BL} is relevant, while for the decay of the SM-like Higgs h_1 , the product of the parameter λ_{Dh} and the EWSB VEV v is relevant and the contribution from the decay of Z_{BL} , DM charge n_{BL} is relevant. Since in the present case $v_{BL} > v$, the magnitudes of the two quartic couplings λ_{Dh} and λ_{DH} are of different order (see Table III). On the other hand, in the RP of Fig. 9, we have shown the variation of the relic density with z for four different values of the DM mass M_{DM} . From Eq. (36), one can see that the DM relic density is directly proportional to the mass M_{DM} and as a result when other relevant couplings remain unchanged Ωh^2 increases with M_{DM} . This feature is clearly visible in the RP for the cases with $M_{DM} = 10$ GeV (black solid line), $M_{DM} = 30$ GeV (red dashed line) and 50 GeV (green dashed line) respectively. However for $M_{DM} = 75$ GeV (blue dashed dot line) Ωh^2 does not rise equally because for this value of DM mass the decay of h_1 to a pair of ϕ_{DM} and ϕ_{DM}^\dagger becomes kinematically forbidden and hence, there is no equal increment in this case.

In LP and RP of Fig. 10, we have shown how the relic density varies with z for different values of scalar quartic couplings λ_{Dh} and λ_{DH} , respectively. In each panel, one can easily notice that there exists a kink around the EWSB region. However in the LP, the kink occurs for a higher value of λ_{Dh} while in the RP, the situation is just opposite. We have already seen in the LP of Fig. 9 that before EWSB only h_2 decay is contributing to DM relic density and at the EWSB region SM-like Higgs h_1 also starts contributing. A kink will always appear in the relic density

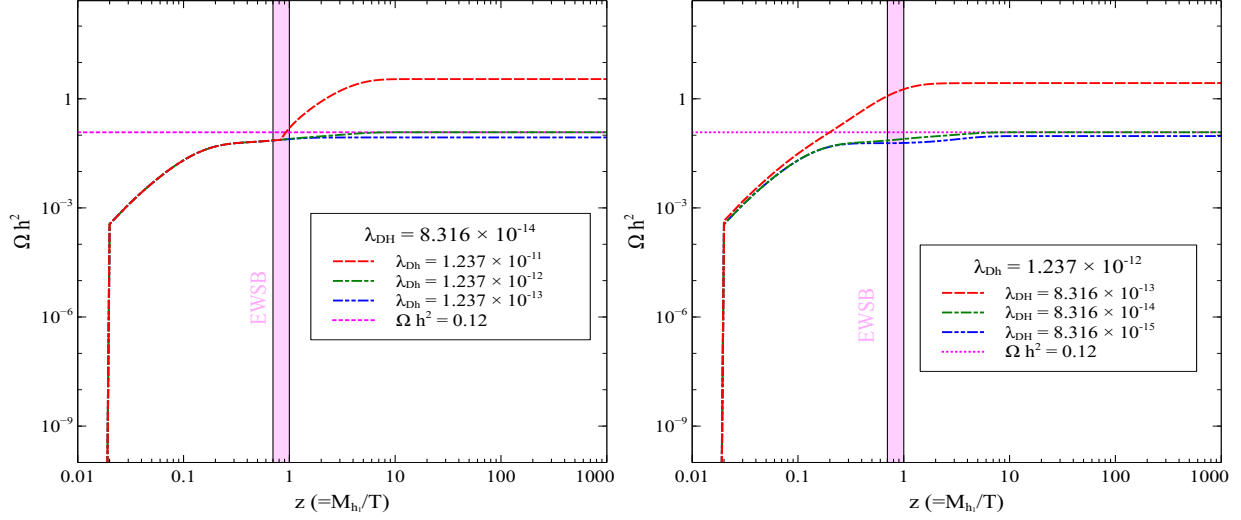


Figure 10: Left (Right) panel: Variation of relic density Ωh^2 with z for three different values of λ_{Dh} (λ_{DH}), where other parameters are fixed at $\lambda_{DH} = 5.88 \times 10^{-14}$ ($\lambda_{Dh} = 8.75 \times 10^{-13}$), $n_{BL} = 1.33 \times 10^{-10}$, $M_{DM} = 50$ GeV, $M_{Z_{BL}} = 3000$ GeV, $g_{BL} = 0.07$, $M_{h_1} = 125.5$ GeV and $M_{h_2} = 500$ GeV, $\alpha = 10^{-4}$.

curve when contribution of the SM-like Higgs boson h_1 to Ωh^2 is larger compared to that of the BSM Higgs h_2 and extra gauge boson Z_{BL} i.e. $\Gamma_{h_1 \rightarrow \phi_{DM} \phi_{DM}^\dagger} > \Gamma_{h_2 \rightarrow \phi_{DM} \phi_{DM}^\dagger}, \Gamma_{Z_{BL} \rightarrow \phi_{DM} \phi_{DM}^\dagger}$. The values of scalar quartic couplings λ_{Dh} and λ_{DH} in the LP of Fig. 9 are such that $\Gamma_{h_2 \rightarrow \phi_{DM} \phi_{DM}^\dagger}$ and $\Gamma_{Z_{BL} \rightarrow \phi_{DM} \phi_{DM}^\dagger}$ always remain large compared to $\Gamma_{h_1 \rightarrow \phi_{DM} \phi_{DM}^\dagger}$ and hence no kink is observed in the total relic density curve. However, in the present figure (in the left panel of Fig. 10) we do have kinks around the EWSB region, because in the LP with $\lambda_{DH} = 8.316 \times 10^{-14}$ and $n_{BL} = 1.33 \times 10^{-10}$, $\Gamma_{h_1 \rightarrow \phi_{DM} \phi_{DM}^\dagger} > \Gamma_{h_2 \rightarrow \phi_{DM} \phi_{DM}^\dagger}, \Gamma_{Z_{BL} \rightarrow \phi_{DM} \phi_{DM}^\dagger}$ condition is satisfied only for the case with larger value of $\lambda_{Dh} = 1.237 \times 10^{-11}$ ($\lambda_{Dh} \gg \lambda_{DH}$) while in the RP with a fixed value of $\lambda_{Dh} = 1.237 \times 10^{-12}$, the above condition is not maintained because Z_{BL} decay channel dominates.

In the LP of Fig. 11, we have shown the allowed region in the coupling plane ($\lambda_{Dh} - \lambda_{DH}$) which reproduces the observed DM relic density ($0.1172 \leq \Omega h^2 \leq 0.1226$). In this figure, we have clearly indicated the dominant DM production processes when M_{DM} varies between 10 GeV to 100 GeV i.e. DM production from the decays of h_1, h_2 or both or entirely from the annihilations of SM particles like W^\pm, Z, h_1 etc. The parameters which are related to the Z_{BL} decay (g_{BL}, n_{BL}) have been kept fixed at 0.07 and 1.33×10^{-10} respectively, so at every time an equal amount of Z_{BL} decay contribution remains present. As illustrated in the figure, when the parameter λ_{Dh} is small compared to the other parameter λ_{DH} then among the two scalars it is the BSM Higgs h_2 which is mainly contributing to the DM production while for the opposite case, the production of ϕ_{DM} becomes h_1 dominated and in between both the scalars contribute equally. Apart from

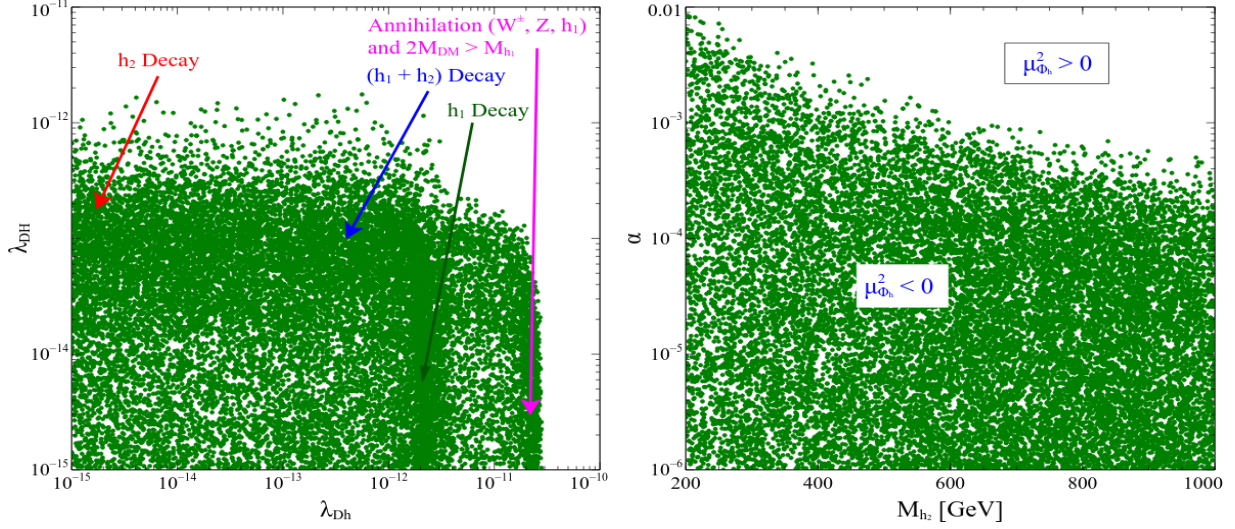


Figure 11: Left (Right) panel: Allowed region in the $\lambda_{Dh} - \lambda_{DH}$ ($M_{h_2} - \alpha$) plane where other parameters are fixed at $M_{Z_{BL}} = 3000$ GeV, $g_{BL} = 0.07$, $n_{BL} = 1.33 \times 10^{-10}$, $M_{h_1} = 125.5$.

that, if the mass of ϕ_{DM} is greater than the half of the SM-like Higgs mass (i.e. $M_{DM} > \frac{M_{h_1}}{2}$) then DM production from h_1 decay becomes kinematically forbidden. In this case, however, the production from the decays of h_2 and Z_{BL} are still possible. Now, the deficit in DM production can be compensated by the production from self annihilation of SM particles like h_1 , W^\pm and Z and for this we need to increase the parameter λ_{Dh} . Moreover, by increasing λ_{Dh} (decreasing λ_{DH} simultaneously) we can arrive a situation where DM production is entirely dominated by the annihilations of SM particles and this situation has been indicated by a pink coloured arrow in the LP of Fig. 11. On the other hand, in the RP of Fig. 11 we have presented the allowed region in $M_{h_2} - \alpha$ plane which satisfies the relic density bound. From this figure one can see that with the increase of M_{h_2} , the allowed values of mixing angle α decrease. The reason behind this decrement is related to the vacuum stability conditions as given in the Eq. (14). The region satisfying both the relic density bound as well as the vacuum stability conditions is shown by the green dots while in the other part of $M_{h_2} - \alpha$ plane the quantity $\mu_{\phi_h}^2$ becomes positive which is undesirable in the context of the present model (see Eq. (14)).

2. $\frac{M_{h_1}}{2} < M_{\phi_{DM}} < \frac{M_{h_2}}{2}, \frac{M_{Z_{BL}}}{2}$, **BSM particles decay and SM particles annihilation dominated region.**

Clearly in this mass region, DM production from the decay of SM-like Higgs h_1 is kinematically forbidden and hence DM has been produced from the decays of h_2 , Z_{BL} only. However, unlike

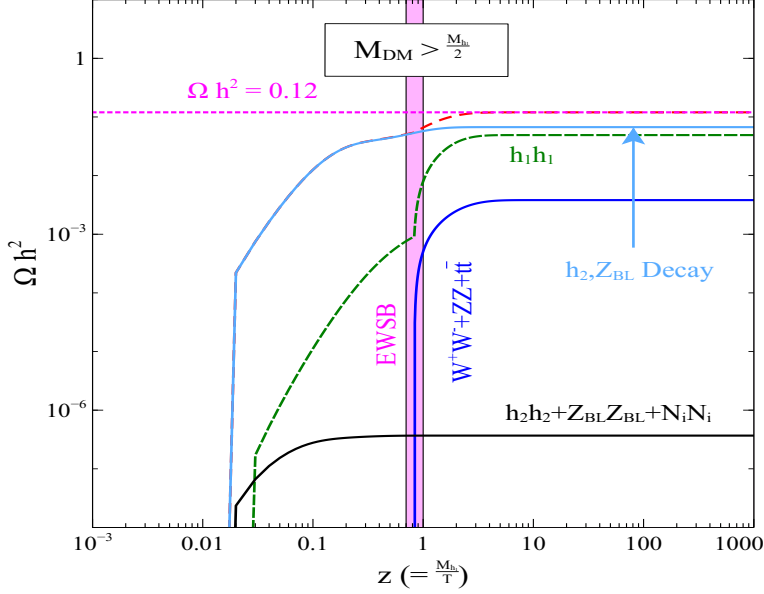


Figure 12: Variation of DM relic density Ωh^2 with z . Other parameters value have been kept fixed at $\lambda_{Dh} = 6.364 \times 10^{-12}$, $\lambda_{DH} = 7.637 \times 10^{-14}$, $n_{BL} = 8.80 \times 10^{-11}$, $M_{DM} = 70$ GeV, $M_{Z_{BL}} = 3000$ GeV, $g_{BL} = 0.07$, $M_{h_1} = 125.5$ GeV, $M_{h_2} = 500$ GeV, $\alpha = 10^{-5}$, $M_{N_2} \approx M_{N_1} = 2000$ GeV and $M_{N_3} = 2500$ GeV.

the previous case, here we find significant contribution to DM relic density arising from the self annihilation of the SM particles namely, h_1 , W^\pm , Z and t . On the other hand, the annihilations of BSM particles like Z_{BL} , h_2 and N_i have negligible effect on DM production processes. In Fig. 12, we have shown the variation of DM relic density with z for $\frac{M_{h_1}}{2} < M_{\phi_{DM}} < \frac{M_{h_2}}{2}, \frac{M_{Z_{BL}}}{2}$. Since now the decay of the h_1 to $\phi_{DM}\phi_{DM}^\dagger$ is kinematically forbidden, hence we can increase the parameter λ_{Dh} safely and this will not overproduce DM in the Universe. Due to this moderately large value of λ_{Dh} , the annihilation channels become important. From Fig. 12 it is clearly seen that in this case the annihilation channel $h_1 h_1 \rightarrow \phi_{DM}\phi_{DM}^\dagger$ (Green dashed line) contributes significantly to the DM production. Therefore in the present case, production of DM has been controlled by the decays of h_2 , Z_{BL} and the self annihilations of the SM particles and thus directly relates to the $U(1)_{B-L}$ sector of this model.

3. $\frac{M_{h_1}}{2}, \frac{M_{h_2}}{2} < M_{\phi_{DM}} < \frac{M_{Z_{BL}}}{2}$, **BSM particles decay and annihilation dominated region.**

In this regime of the DM mass, the only surviving decay mode is the decay of $B-L$ gauge boson Z_{BL} to a pair of ϕ_{DM} . Apart from that, depending on the choice of mass of ϕ_{DM} a significant fraction of DM has been produced from the self annihilation of either BSM Higgs h_2 .

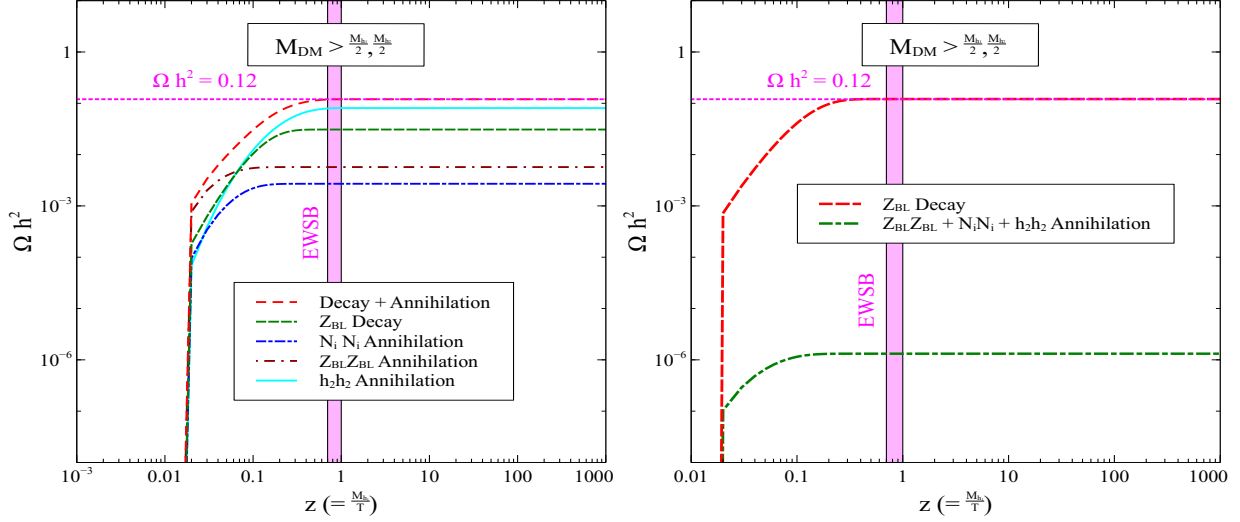


Figure 13: Left (Right) panel: Variation of DM relic density Ωh^2 with z . Other parameters value have been kept fixed at $\lambda_{Dh} = 2.574 \times 10^{-12}$ (7.212×10^{-14}), $\lambda_{DH} = 3.035 \times 10^{-11}$ (8.316×10^{-14}), $n_{BL} = 3.4 \times 10^{-11}$ (6.2×10^{-11}), $M_{DM} = 450$ GeV (600 GeV), $M_{Z_{BL}} = 3000$ GeV, $g_{BL} = 0.07$, $M_{h_1} = 125.5$ GeV, $M_{h_2} = 500$ GeV, $\alpha = 10^{-5}$, $M_{N_2} \approx M_{N_1} = 2000$ GeV and $M_{N_3} = 2500$ GeV.

In other word, we can say that in this region the production of DM is BSM particles dominated. In LP of Fig. 13 we show the relative contribution of dominant production modes of DM to Ωh^2 for a chosen value of $M_{DM} = 450$ GeV. From this plot one can easily notice that in the case when $M_{DM} < M_{h_2}$, the almost entire fraction of DM is produced from the decay of Z_{BL} (green dashed line) and self annihilation of BSM Higgs h_2 (solid turquoise line). This is because, as in this case the production of ϕ_{DM} from h_2 decay is kinematically forbidden hence one can increase the parameter λ_{DH} so that the annihilation channel $h_2 h_2 \rightarrow \phi_{DM} \phi_{DM}^\dagger$, which is mainly proportional to λ_{DH}^2 (due to four point interaction) becomes significant.

On the other hand, in the RP we have considered a situation where almost the entire DM has been produced from the decay of B – L gauge boson. For this, we have chosen $M_{DM} > M_{h_2}$ and a larger value of $n_{BL} = 6.2 \times 10^{-11}$. Similar to the previous case (i.e. $M_{DM} < M_{h_2}$) here also, the production of ϕ_{DM} from h_2 decay still remains forbidden. However, as the sum of final state particles masses are larger than that of initial state hence, in this case $h_2 h_2$ annihilation mode becomes suppressed. Moreover, to make the contribution of h_2 annihilation even more suppressed we have reduced the quartic couplings λ_{Dh} and λ_{DH} accordingly. As a result other annihilation channels e.g. $Z_{BL} Z_{BL}$, $N_i N_i$ also become inadequate as these channels are mediated by the exchange of h_1 and h_2 . Although, RH neutrinos can annihilate to $\phi_{DM} \phi_{DM}^\dagger$ via Z_{BL} , we cannot increase the contribution of Z_{BL} mediated diagrams because for that one has to further increase the B – L charge of ϕ_{DM} (n_{BL}), which results in an over production of DM in the Universe from

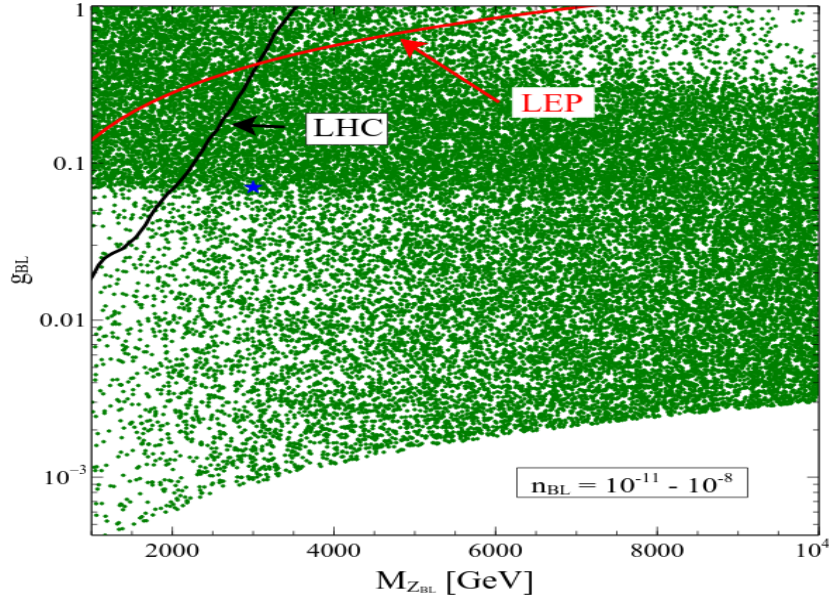


Figure 14: Allowed region in $M_{Z_{BL}} - g_{BL}$ plane which produces observed DM relic density. Solid lines (black and red) are the upper limits on the gauge coupling g_{BL} for a particular mass of Z_{BL} obtained from LHC and LEP respectively. Other relevant parameters used in this plot are $250 \text{ GeV} \leq M_{DM} \leq 5000 \text{ GeV}$, $\lambda_{Dh} = 7.212 \times 10^{-14}$, $\lambda_{DH} = 8.316 \times 10^{-14}$, $M_{h_2} = 500 \text{ GeV}$, $\alpha = 10^{-5}$, $M_{N_2} \approx M_{N_1} = 2000 \text{ GeV}$ and $M_{N_3} = 2500 \text{ GeV}$.

Z_{BL} decay. From the RP of Fig. 13, one can easily notice that in this situation Z_{BL} decay is the most dominant DM production channel (red dashed line) while the total contributions from the annihilations of h_2 , Z_{BL} and N_i are negligible. Therefore, for the entire mass range of ϕ_{DM} i.e. $\frac{M_{h_1}}{2}, \frac{M_{h_2}}{2} < M_{\phi_{DM}} < \frac{M_{Z_{BL}}}{2}$, the DM production processes are always related to the $U(1)_{B-L}$ sector of the present model by receiving a sizeable contribution from Z_{BL} decay.

In Fig. 14, we have shown the allowed region (green coloured points) in $M_{Z_{BL}} - g_{BL}$ plane which reproduces the observed DM relic density. While generating this plot we have varied $250 \text{ GeV} \leq M_{DM} \leq 5000 \text{ GeV}$ and $10^{-11} \leq n_{BL} \leq 10^{-8}$. In this region as mentioned above dominant contributions to DM relic density arise from Z_{BL} decay and annihilation of BSM Higgs h_2 . In this figure, the black solid line represents the current upper bound [56–58] on g_{BL} for a particular mass of Z_{BL} from LHC ⁷ while the limit [88–90] from LEP ⁸ has been indicated by

⁷ To get the bound in $M_{Z_{BL}} - g_{BL}$ plane from LHC, ATLAS and CMS collaborations consider the Drell-Yan processes ($pp \rightarrow Z_{BL} \rightarrow \bar{l}l$, with $l = e$ or μ) and by searching the dilepton resonance they put lower bound on $M_{Z_{BL}}$ for a particular value of extra gauge coupling g_{BL} .

⁸ LEP consider the processes $e^+ e^- \rightarrow \bar{f}f$ ($f \neq e$) above the Z-pole mass and by measuring its cross section they

the red solid line respectively. Therefore, the region below the red and black solid line is allowed by the collider experiments like LHC and LEP. The benchmark value of g_{BL} , $M_{Z_{BL}}$ ($= 0.07$, 3000 GeV) for which we have computed the baryon asymmetry in the previous section (Section III B) is highlighted by a blue coloured star. Hence, in this regime the extra gauge boson Z_{BL} immensely takes part in achieving the correct ballpark value of the DM relic density and also at the same time Z_{BL} plays a significant role to obtain the observed value of the matter-antimatter asymmetry of the Universe.

$$4. \quad M_{\phi_{DM}} > \frac{M_{h_1}}{2}, \frac{M_{h_2}}{2}, \frac{M_{Z_{BL}}}{2}, \text{ BSM particles annihilation dominated region.}$$

Finally, in this range of DM mass the entire production of ϕ_{DM} from the decays of h_1 , h_2 and Z_{BL} become kinematically inaccessible. Therefore, in this case all three parameters namely λ_{Dh} , λ_{DH} and n_{BL} become free and we can make sufficient increment to these parameters so that either scalar mediated (h_1 , h_2) or gauge boson mediated (Z_{BL}) annihilation processes of N_i , Z_{BL} or both can be the dominant contributors in DM production.

Similarly, in the LP and RP of Fig. 15, we have shown two different situations where the DM production are dominated by scalar (h_1 , h_2) mediated diagrams and gauge boson Z_{BL} mediated diagrams respectively. In the LP, by keeping the n_{BL} value low and adjusting the parameters λ_{Dh} and λ_{DH} one can achieve the correct value DM relic density and on the other hand, in the RP we have kept the values of λ_{Dh} and λ_{DH} sufficiently low and by suitably adjusting the DM charge n_{BL} we have achieved the correct value of the DM relic density. Therefore, in this region, a strong correlation exists among the neutrino sector, $U(1)_{B-L}$ sector and DM sector as the entire DM is now being produced from $N_i N_i$ and $Z_{BL} Z_{BL}$ annihilations.

In Fig. 16, we have shown the allowed parameter space in $M_{DM} - M_{N_1}$ plane by DM relic density. In order to generate this plot we have varied DM mass in the range $1500 \text{ GeV} \leq M_{DM} \leq 3000 \text{ GeV}$, RH neutrino masses $1500 \text{ GeV} \leq M_{N_i} \leq 10000 \text{ GeV}$ ($i = 1, 2$), $M_{N_1} < M_{N_3} \leq M_{N_1} + 5000 \text{ GeV}$ and $10^{-10} \leq n_{BL} \leq 10^{-8}$. Other relevant parameters have been kept fixed at $\lambda_{Dh} = 7.212 \times 10^{-13}$, $\lambda_{DH} = 8.316 \times 10^{-12}$, $M_{Z_{BL}} = 3000 \text{ GeV}$, $g_{BL} = 0.07$, $M_{h_2} = 500 \text{ GeV}$, $\alpha = 10^{-5}$. As discussed above, in this regime ($M_{DM} > \frac{M_{h_1}}{2}, \frac{M_{h_2}}{2}, \frac{M_{Z_{BL}}}{2}$) ϕ_{DM} is dominantly produced from the annihilations of Z_{BL} and RH neutrinos. From this plot one can observe that in this high DM mass range to obtain the observed DM relic density, the mass of the lightest RH neutrino cannot be larger than $\sim 6000 \text{ GeV}$. Analogous to the Fig. 14, here also we have indicated the benchmark point for which we have computed baryon asymmetry in the previous section (Section III B) by a blue coloured star. Therefore, in this case RH neutrinos

put lower limit on the ratio between the gauge boson mass and gauge coupling, which is $\frac{M_{Z_{BL}}}{g_{BL}} \geq 6 - 7 \text{ TeV}$.

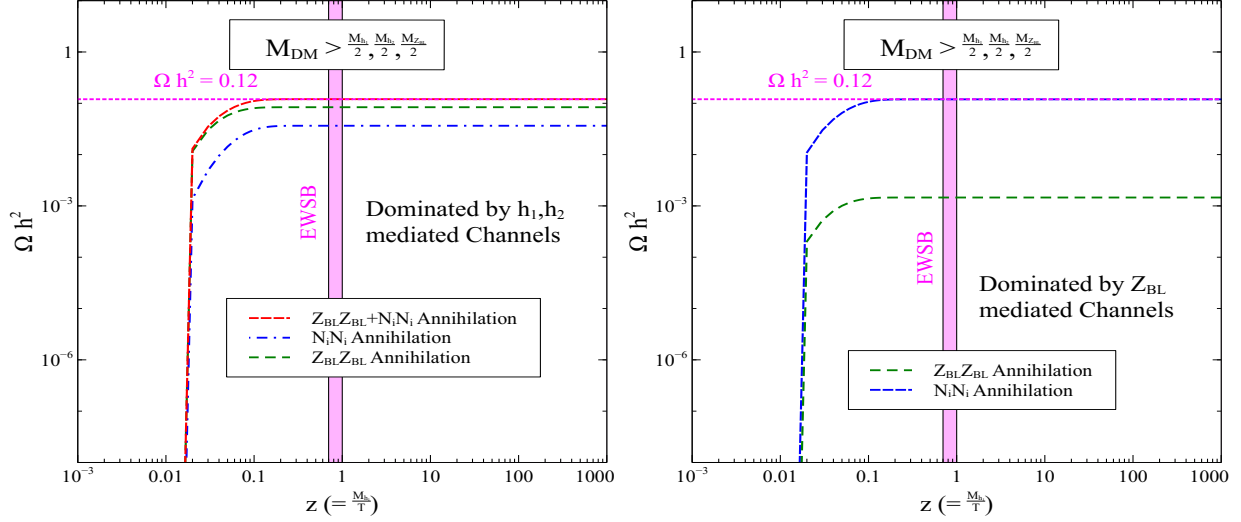


Figure 15: Left (Right) Panel: Variation of DM relic density Ωh^2 with z when dominant contributions are coming from scalar h_i , (gauge boson Z_{BL}) mediated annihilation channels. Other relevant parameters value have been kept fixed at $\lambda_{Dh} = 7.017 \times 10^{-12}$ (7.212×10^{-13}), $\lambda_{DH} = 6.307 \times 10^{-11}$ (8.316×10^{-12}), $n_{BL} = 1.0 \times 10^{-10}$ (1.34×10^{-8}), $M_{DM} = 1600$ GeV, $M_{Z_{BL}} = 3000$ GeV, $g_{BL} = 0.07$, $M_{h_1} = 125.5$ GeV, $M_{h_2} = 500$ GeV, $\alpha = 10^{-5}$, $M_{N_2} \approx M_{N_1} = 2000$ GeV and $M_{N_3} = 2500$ GeV.

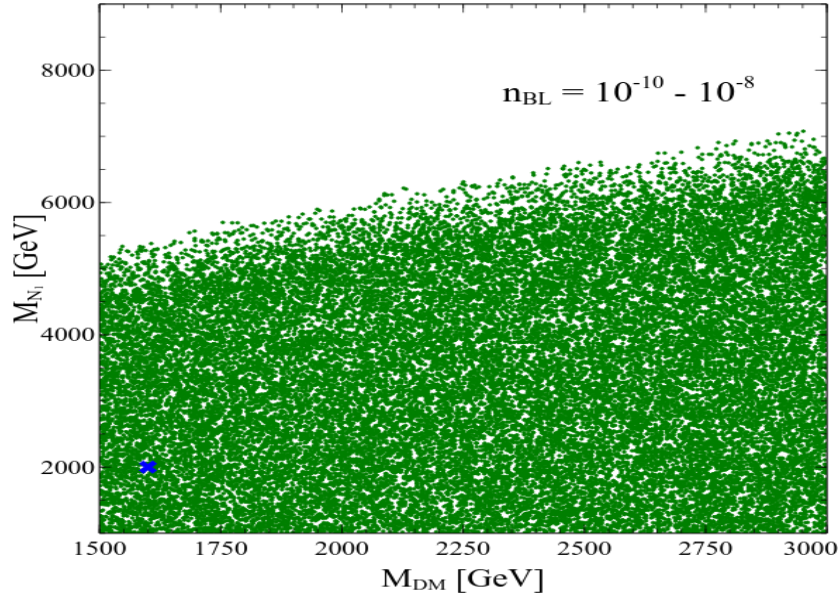


Figure 16: Allowed region in $M_{DM} - M_{N_1}$ plane which mimics the observed DM relic density. The blue coloured star represent our benchmark point ($M_{DM} = 1600$ GeV, $M_{N_1} = 2000$ GeV).

are very actively taking part in all three processes we have considered in this work namely DM production processes, tiny neutrino mass generation and also the generation of required lepton asymmetry to reproduce the observed baryon asymmetry of the Universe.

From the above four regions, which are based on the mass of our FIMP DM, it is evident that in the first region DM production mainly happens from the decay of h_1 , h_2 and Z_{BL} and all annihilations are subdominant. Therefore, in this region only the extra neutral gauge boson (Z_{BL}), BSM Higgs (h_2) and SM-like Higgs (h_1) are taking part in the DM relic density estimates and there is no significant role of the RH neutrinos. In the second region, SM-like Higgs decay does not contribute to DM production processes, hence one can safely increase the quartic coupling λ_{Dh} and consequently $h_1 h_1$ annihilation contribution increases. Similar to the previous regime, here also RH neutrinos have less importance in determining the DM relic density. In the third region, the only decay mode that involves in DM production is $Z_{BL} \rightarrow \phi_{DM} \phi_{DM}^\dagger$. Since all other decay modes correspond to h_1 and h_2 are kinematically forbidden, hence we can increase both the quartic couplings λ_{Dh} and λ_{DH} appropriately which eventually enhance the annihilation contribution from the BSM Higgs significantly. Moreover, due to the increment of quartic couplings in this region $Z_{BL} Z_{BL}$ and $N_i N_i$ annihilation channels start contributing in the DM production processes. Lastly in region four, due to the high value of the DM mass no decay process contributes to DM relic density and only the BSM particles annihilation contributes. Therefore, in this region by properly adjusting the extra gauge coupling g_{BL} , one can get a sizeable fraction of DM production from the annihilation of RH neutrinos. Since apart from the masses of the involving particles, the annihilation of RH neutrinos mediated by Z_{BL} depends on the extra (B-L) gauge coupling g_{BL} solely. Thus, depending on the mass range of our FIMP DM, we can say that the different model parameters and the additional BSM particles (e.g. Z_{BL} , N_i , h_2) are fully associated to the DM production processes in the early Universe.

5. Analytical Estimates

So far, we have solved the full Boltzmann equation (Eq. 34) for a FIMP ϕ_{DM} numerically. Apart from this, one can estimate the FIMP relic density (or comoving number density) by using the approximate analytical formula. Let us consider a FIMP (ϕ_{DM}) which is produced from the decay of a particle A *i.e.*, $A \rightarrow \phi_{DM} \phi_{DM}^\dagger$, where A in the present model can be h_1 , h_2 or Z_{BL} . The contribution of A to the FIMP relic density at the present epoch, considering the effect of both ϕ_{DM} and ϕ_{DM}^\dagger , is given by [34],

$$\Omega^{FIMP} h^2 \simeq \frac{2.18 \times 10^{27} g_A M_{DM} \Gamma_A}{g_s \sqrt{g_\rho} M_A^2}, \quad (37)$$

where M_A and g_A are mass and internal degrees of freedom of the mother particle A , respectively, while Γ_A is the decay width of the process $A \rightarrow \phi_{DM} \phi_{DM}^\dagger$. The analytic expressions for Γ_A corresponding to h_2 , h_1 and Z_{BL} are given in Eqs. (D4), (D7) and (D9) in the Appendices. Moreover, g_ρ and g_s , as define earlier, are the degrees of freedom related to the energy and entropy densities of the Universe, respectively. Let us now compare the analytical result with the numerical value which we obtain by solving the Boltzmann equation Eq. (34). For this, let us consider a situation when a significant fraction of our FIMP candidate (ϕ_{DM}) is produced from the decay mode of BSM Higgs *i.e.*, $h_2 \rightarrow \phi_{DM} \phi_{DM}^\dagger$. Substituting the values of model parameters given in the caption of Fig. 9 to Eq. (37), we get the contribution of h_2 to DM relic density, which is

$$\Omega^{FIMP} h^2 \simeq 0.027, \quad (38)$$

where we consider $g_\rho = g_s \approx 100$ and $g_A = 1$. This can be compared to the contribution of h_2 obtained from exact numerical estimate shown in the LP of Fig. 9 which is,

$$\Omega_{h_2 \rightarrow \phi_{DM} \phi_{DM}^\dagger} h^2 = 0.0276. \quad (39)$$

Therefore, from the above two estimates it is clearly evident that the analytical result agrees well with the full numerical result. Similarly, for the other decay modes also (*i.e.* h_1 , Z_{BL}) one can match the analytical and numerical results.

IV. CONCLUSION

In this work we considered a local $U(1)_{B-L}$ extension of the SM and to cancel the additional anomalies associated with this gauge symmetry we introduced three RH neutrinos (N_i , $i = 1, 2, 3$). Besides the three RH neutrinos, we also introduced two SM gauge singlet scalars ϕ_H and ϕ_{DM} . The scalar field ϕ_H , being charged under $U(1)_{B-L}$, takes a nonzero VEV and breaks the proposed $B - L$ symmetry spontaneously. Moreover, as the scalar field ϕ_{DM} has also a nonzero $B - L$ charge, one can adjust this charge suitably so that after symmetry breaking the model has left with a residual \mathbb{Z}_2 symmetry and only ϕ_{DM} behaves as a odd particle under this leftover symmetry. This makes ϕ_{DM} absolutely stable over the cosmological time scale and hence acts as a dark matter candidate. After spontaneous breaking of $U(1)_{B-L}$ gauge symmetry, all RH neutrinos and extra neutral gauge boson Z_{BL} , acquired mass. Due to the presence of the three RH neutrinos in the model, we easily generated Majorana masses for the three light neutrinos by the Type I seesaw mechanism. This model is also able to explain baryogenesis via leptogenesis, where we generated the lepton asymmetry in the Universe from out of equilibrium, CP violating decays of two degenerate RH neutrinos and converted this lepton asymmetry to the observed baryon asymmetry through the sphaleron transitions.

In explaining the neutrino masses by Type I seesaw mechanism, we considered a complex Dirac mass matrix $\mathcal{M}_{\mathcal{D}}$ and a diagonal Majorana mass matrix $\mathcal{M}_{\mathcal{R}}$ for the RH neutrinos. In determining the allowed model parameter space, we used the measured values of neutrino oscillation parameters namely three mixing angles (θ_{12} , θ_{13} and θ_{23}) and two mass square differences (Δm_{21}^2 , Δm_{atm}^2) in their current 3σ range. In particular, in the current model we could reproduce the whole allowed 3σ range of the neutrino oscillation parameters by different combinations of the relevant model parameters. The Dirac CP phase was constrained to lie within two distinct regions. One is the entire first quadrant ($0^\circ - 90^\circ$) while the other one spans the entire fourth quadrant ($270^\circ - 360^\circ$). However, if we considered the T2K result on Dirac CP phase then the values of δ lying in the fourth quadrant are more favourable compared to those in the first quadrant. We also computed the magnitudes of the Jarlskog invariant J_{CP} and found that the values of J_{CP} , for the model parameters which satisfy neutrino oscillation data, always lie below 0.039. Finally, we calculated the values of $m_{\beta\beta}$, the quantity relevant to neutrino less double β decay, for the allowed model parameter space.

Since we allowed complex Yukawa couplings in the Dirac mass matrix $\mathcal{M}_{\mathcal{D}}$, the decays of RH neutrinos were CP violating. We took the masses of the RH neutrinos in the TeV range and worked in the parameter space where the lightest two RH neutrino states were nearly degenerate, with their masses separated by their tree level decay width. This scenario led to resonant leptogenesis (or TeV scale leptogenesis) for the production of observed baryon asymmetry in the Universe from the out of equilibrium decays of RH neutrinos. We generated the observed baryon asymmetry for three different values of RH neutrino masses namely $M_{N_1} = 1600$ GeV, 1800 GeV and 2000 GeV, respectively, where required values of CP asymmetry parameter parameter (ϵ_1) were 4.4×10^{-4} , 2.25×10^{-4} and 1.8×10^{-4} , respectively. These values of M_{N_1} and ϵ_1 were also seen to be allowed by the neutrino oscillation data.

Lastly, we studied the DM phenomenology by considering a FIMP type DM candidate ϕ_{DM} . We took into account all the production modes of ϕ_{DM} (both before and after EWSB) arising from the annihilations and decays of SM as well as BSM particles. We found that depending on the mass of ϕ_{DM} , the production processes of ϕ_{DM} can be classified into four distinct categories. These are (1) SM and BSM particles decay dominated region, (2) BSM particles decay and SM particles annihilation dominated region, (3) BSM particles annihilation and Z_{BL} decay dominated region and finally (4) BSM particles annihilation dominated region. The first region is characterised by $M_{DM} < \frac{M_{h_1}}{2}, \frac{M_{h_2}}{2}, \frac{M_{Z_{BL}}}{2}$ and here DM is mainly produced from the decays of h_1 , h_2 and Z_{BL} . In the second region, DM mass is concentrated between $\frac{M_{h_1}}{2}$ and $\min\left[\frac{M_{h_2}}{2}, \frac{M_{Z_{BL}}}{2}\right]$ i.e. $\frac{M_{h_1}}{2} < M_{DM} < \frac{M_{h_2}}{2}, \frac{M_{Z_{BL}}}{2}$. In this case, h_2 , Z_{BL} decays and $h_1 h_1$, $W^+ W^-$, ZZ annihilations act as the dominant production modes of FIMP DM. In the third

region where $\frac{M_{h_1}}{2}, \frac{M_{h_2}}{2} < M_{DM} < \frac{M_{Z_{BL}}}{2}$, DM has mainly been produced from Z_{BL} decay and also from the annihilation of BSM Higgs h_2 (for $M_{DM} < M_{h_2}$). Finally, in the last region all three decay modes become kinematically forbidden as $M_{DM} > \frac{M_{h_1}}{2}, \frac{M_{h_2}}{2}, \frac{M_{Z_{BL}}}{2}$ and hence entire DM is produced from the self annihilations of Z_{BL} and right handed neutrinos (N_i). Therefore in all four regions the $U(1)_{B-L}$ gauge boson has played a significant role in DM production while the effects of right handed neutrinos are important in the last two regions only. We also found that, since for a FIMP candidate ϕ_{DM} the observed DM relic density ($0.1172 \leq \Omega_{h^2} \leq 0.1226$) is generated via the freeze-in mechanism, this puts upper bounds on the scalar and gauge portal couplings of ϕ_{DM} to restrict its over production i.e. $\lambda_{Dh} \lesssim 10^{-11}$, $\lambda_{DH} \lesssim 10^{-10}$ and $n_{BL} \lesssim 10^{-8}$. Hence, due to such extremely feeble couplings ϕ_{DM} can easily evade all the constrains coming from any terrestrial DM direct detection experiment.

In conclusion, our spontaneously broken local $U(1)_{B-L}$ extension of the SM with three additional RH and two additional scalars can explain the three main evidences for physics beyond the SM, *viz.*, small neutrino masses, matter-antimatter asymmetry of the Universe and dark matter. Tiny neutrino masses and all mixing angles can be obtained via Type I seesaw mechanism where we chose a certain pattern for the real and complex Yukawa couplings. The model gave a definite prediction for the CP violating phase to be measured in the next generation long baseline experiments. The dark matter candidate is a scalar which is neutral under the SM gauge group and has a nonzero $B - L$ charge. DM is made stable by virtue of a remnant \mathbb{Z}_2 symmetry arises after the spontaneous breaking of $U(1)_{B-L}$ gauge symmetry. This can be achieved by imposing a suitable $B - L$ charge on ϕ_{DM} so that the Lagrangian does not contain any odd term of ϕ_{DM} . This scalar DM can easily be taken as a FIMP candidate which is produced from the decays and annihilations of SM and BSM particles. Therefore, even if the WIMP type DM is ruled out in near future from direct detection experiments this present variant of $U(1)_{B-L}$ scenario with FIMP DM will still survive. Further, since g_{BL} is of the order of SM gauge couplings, this model has the potential to be tested in the LHC or in other future collider experiments by detecting $B - L$ gauge boson Z_{BL} from its SM decay products. Moreover, considering the masses of RH neutrinos in TeV scale allow us to simultaneously explain the baryon asymmetry of the Universe from resonant leptogenesis, FIMP DM production via Freeze-in mechanism and also neutrino masses and mixing from TeV scale Type-I seesaw. Thus, all three phenomena addressing in this article are interconnected to each other.

V. ACKNOWLEDGEMENT

SK and AB also acknowledge the HRI cluster computing facility (<http://cluster.hri.res.in>). The authors would also like to thank the Department of Atomic Energy (DAE) Neutrino Project

under the XII plan of Harish-Chandra Research Institute. This project has received funding from the European Union's Horizon 2020 research and innovation programme InvisiblesPlus RISE under the Marie Skłodowska-Curie grant agreement No 690575. This project has received funding from the European Union's Horizon 2020 research and innovation programme Elusives ITN under the Marie Skłodowska-Curie grant agreement No 674896.

Appendix A: Expression for the Majorana mass matrix of light neutrinos

Here we have given the expression of all the elements of the light neutrino mass matrix m_ν in terms of the Yukawa couplings and the RH neutrino masses.

$$\begin{aligned}
(m_\nu)_{11} &= -\frac{y_{ee}^2}{M_{N_1}} - \frac{y_{e\mu}^2}{M_{N_2}} - \frac{y_{e\tau}^2}{M_{N_3}}, \\
(m_\nu)_{12} &= -\frac{y_{e\mu} y_{\mu\mu}}{M_{N_2}} - \frac{y_{e\tau} y_{\mu\tau}}{M_{N_3}} - \frac{y_{ee} y_{\mu e}}{M_{N_1}} - i \frac{y_{ee} \tilde{y}_{\mu e}}{M_{N_1}}, \\
(m_\nu)_{13} &= -\frac{y_{e\tau} y_{\tau\tau}}{M_{N_3}} - \frac{y_{ee} y_{\tau e}}{M_{N_1}} - \frac{y_{e\mu} y_{\tau\mu}}{M_{N_2}} - i \left(\frac{y_{ee} \tilde{y}_{\tau e}}{M_{N_1}} + \frac{y_{e\mu} \tilde{y}_{\tau\mu}}{M_{N_2}} \right), \\
(m_\nu)_{21} &= (m_\nu)_{12}, \\
(m_\nu)_{22} &= -\frac{y_{\mu\mu}^2}{M_{N_2}} - \frac{y_{\mu\tau}^2}{M_{N_3}} - \frac{y_{\mu e}^2}{M_{N_1}} + \frac{\tilde{y}_{\mu e}^2}{M_{N_1}} - i \frac{2 y_{\mu e} \tilde{y}_{\mu e}}{M_{N_1}}, \\
(m_\nu)_{23} &= -\frac{y_{\mu\tau} y_{\tau\tau}}{M_{N_3}} - \frac{y_{\mu e} y_{\tau e}}{M_{N_1}} - \frac{y_{\mu\mu} y_{\tau\mu}}{M_{N_2}} + \frac{\tilde{y}_{\mu e} \tilde{y}_{\tau e}}{M_{N_1}} - i \left(\frac{y_{\tau e} \tilde{y}_{\mu e}}{M_{N_1}} + \frac{y_{\mu e} \tilde{y}_{\tau e}}{M_{N_1}} + \frac{y_{\mu\mu} \tilde{y}_{\tau\mu}}{M_{N_2}} \right), \\
(m_\nu)_{31} &= (m_\nu)_{13}, \\
(m_\nu)_{32} &= (m_\nu)_{23}, \\
(m_\nu)_{33} &= -\frac{y_{\tau\tau}^2}{M_{N_3}} - \frac{y_{\tau e}^2}{M_{N_1}} - \frac{y_{\tau\mu}^2}{M_{N_2}} + \frac{\tilde{y}_{\tau e}^2}{M_{N_1}} + \frac{\tilde{y}_{\tau\mu}^2}{M_{N_2}} - i 2 \left(\frac{y_{\tau e} \tilde{y}_{\tau e}}{M_{N_1}} + \frac{y_{\tau\mu} \tilde{y}_{\tau\mu}}{M_{N_2}} \right),
\end{aligned} \tag{A1}$$

$$m_\nu = \begin{pmatrix} (m_\nu)_{11} & (m_\nu)_{12} & (m_\nu)_{13} \\ (m_\nu)_{21} & (m_\nu)_{22} & (m_\nu)_{23} \\ (m_\nu)_{31} & (m_\nu)_{32} & (m_\nu)_{33} \end{pmatrix}. \tag{A2}$$

Appendix B: Neutrino less double β decay parameter $m_{\beta\beta}$

Since the light neutrino mass matrix is Majorana in nature, it is a complex symmetric matrix. A complex symmetric matrix m_ν can be diagonalised by a Unitary matrix U_{PMNS} (defined in

Eq. (9)) in the following way,

$$\begin{aligned} m_{\text{diag}} &= U_{\text{PMNS}}^\dagger m_\nu U_{\text{PMNS}}^*, \\ \Rightarrow m_\nu &= U_{\text{PMNS}} m_{\text{diag}} U_{\text{PMNS}}^T. \end{aligned}$$

Now equating the (i, j) th element from both sides of the above equation, we get

$$(m_\nu)_{ij} = (U_{\text{PMNS}})_{ik} (m_{\text{diag}})_{kk'} (U_{\text{PMNS}}^T)_{k'j}.$$

Since m_{dia} is a diagonal matrix, we can further simplify $(m_\nu)_{ij}$ by using $m_{\text{diag}} = m_k \delta_{kk'}$, where m_k is the mass of k^{th} light neutrino. Therefore $(m_\nu)_{ij}$ takes the following form

$$(m_\nu)_{ij} = \sum_{k=1}^3 m_k (U_{\text{PMNS}})_{ik} (U_{\text{PMNS}})_{jk}.$$

Above equation expresses the elements of light neutrino mass matrix (Eq. (A1)) in terms of the light neutrino masses, the intergenerational mixing angles and the phases. Taking $i = j = 1$, we get the expression of the (1,1) element of m_ν i.e.

$$(m_\nu)_{11} = \sum_{k=1}^3 m_k (U_{\text{PMNS}})_{1k}^2,$$

which is related to the important parameter $m_{\beta\beta}$ of the neutrino less double β decay [80] as,

$$m_{\beta\beta} = \left| \sum_{k=1}^3 m_k (U_{\text{PMNS}})_{1k}^2 \right| = |(m_\nu)_{11}|. \quad (\text{B1})$$

Appendix C: CP Asymmetric Parameter Calculation for Leptogenesis

The amount of lepton asymmetry generated in the out of equilibrium decay of the RH neutrino N_i is parametrised by the CP asymmetry parameter (ε_i), which is defined as,

$$\varepsilon_i = \frac{\sum_j [\Gamma(N_i \rightarrow L_j \phi_h) - \Gamma(N_i \rightarrow \bar{L}_j \phi_h^*)]}{\sum_j [\Gamma(N_i \rightarrow L_j \phi_h) + \Gamma(N_i \rightarrow \bar{L}_j \phi_h^*)]}. \quad (\text{C1})$$

If we consider only the tree level decay process of N_i (first diagram in Fig. 2), there will not be any CP violation. The nonzero CP asymmetry is generated only by the interference between the tree level and the one loop level diagrams. The expression of CP asymmetry parameter (ε_i) is given by [84, 85, 87],

$$\varepsilon_i = - \sum_{j \neq i} \frac{M_{N_i}}{M_{N_j}} \frac{\Gamma_j}{M_{N_j}} \left(\frac{V_j}{2} + S_j \right) \frac{\text{Im} [(\mathcal{M}_{\mathcal{D}} \mathcal{M}_{\mathcal{D}}^\dagger)_{ij}^2]}{(\mathcal{M}_{\mathcal{D}} \mathcal{M}_{\mathcal{D}}^\dagger)_{ii} (\mathcal{M}_{\mathcal{D}} \mathcal{M}_{\mathcal{D}}^\dagger)_{jj}}, \quad (\text{C2})$$

where V_j and S_j are the contributions coming from the vertex correction and the self energy correction diagrams respectively (second and third diagrams in Fig.2). The expressions of V_j and S_j have the following forms [84, 85, 87],

$$\begin{aligned} V_j &= 2 \frac{M_{N_j}^2}{M_{N_i}^2} \left[\left(1 + \frac{M_{N_j}^2}{M_{N_i}^2} \right) \log \left(1 + \frac{M_{N_i}^2}{M_{N_j}^2} \right) - 1 \right], \\ S_j &= \frac{M_{N_j}^2 \Delta M_{ij}^2}{(\Delta M_{ij}^2)^2 + M_{N_i}^2 \Gamma_j^2}, \end{aligned} \quad (\text{C3})$$

with

$$\Delta M_{ij}^2 = M_{N_j}^2 - M_{N_i}^2, \quad (\text{C4})$$

and Γ_j denotes the tree level decay width of the RH neutrino N_j (neglecting subdominant one loop corrections), which is given by

$$\Gamma_j = \frac{M_{N_j}}{4\pi v^2} (\mathcal{M}_{\mathcal{D}} \mathcal{M}_{\mathcal{D}}^\dagger)_{jj}. \quad (\text{C5})$$

Now, as mentioned in the beginning of this section, the enhancement in the CP asymmetry factor (Eq. (C1)) occurs when two RH neutrinos are almost degenerate i.e. $M_{N_2} - M_{N_1} \simeq \frac{\Gamma_1}{2}$. This is known as the resonance condition. In the present scenario, we consider $M_{N_3} > M_{N_2} \simeq M_{N_1}$. Therefore, resonance condition is satisfied only for the two lightest RH neutrinos N_2 and N_1 . Hence we can neglect the contribution of N_3 in the CP asymmetry parameter (Eq. (C2)) by considering the summation over only N_1 and N_2 (i.e. $j = 1, 2$). Using the resonance condition in Eq. (C3), one can easily notice that $S_j \sim \mathcal{O}\left(\frac{M_{N_j}}{\Gamma_j}\right) \gg 1$ ($j = 1, 2$) and

$$\varepsilon_i \simeq - \sum_{j \neq i, j=1}^2 \frac{M_{N_i}}{M_{N_j}} \frac{\Gamma_j}{M_{N_j}} S_j \frac{\text{Im}[(\mathcal{M}_{\mathcal{D}} \mathcal{M}_{\mathcal{D}}^\dagger)_{ij}^2]}{(\mathcal{M}_{\mathcal{D}} \mathcal{M}_{\mathcal{D}}^\dagger)_{ii} (\mathcal{M}_{\mathcal{D}} \mathcal{M}_{\mathcal{D}}^\dagger)_{jj}}, \quad (\text{C6})$$

where we have neglected the quantity V_j which is, in the present condition ($M_{N_2} - M_{N_1} \simeq \frac{\Gamma_1}{2}$), much smaller compared to S_j . The resonance condition leads to

$$\begin{aligned} \Delta M_{21}^2 &= M_{N_2}^2 - M_{N_1}^2, \\ &= \frac{\Gamma_1}{2} \left(2 M_{N_1} + \frac{\Gamma_1}{2} \right), \\ &\simeq M_{N_1} \Gamma_1 + \mathcal{O}(\Gamma_1^2). \end{aligned} \quad (\text{C7})$$

Using Eq. (C7) in Eq. (C3) we get,

$$\begin{aligned} S_1 &\simeq - \frac{M_{N_1}^2}{2 M_{N_2} \Gamma_1}, \\ S_2 &\simeq \frac{M_{N_2}^2}{M_{N_1}} \frac{\Gamma_1}{\Gamma_1^2 + \Gamma_2^2}. \end{aligned} \quad (\text{C8})$$

Now, substituting the expressions of S_1 and S_2 in Eq. (C6) and using $\text{Im} [(\mathcal{M}_{\mathcal{D}}\mathcal{M}_{\mathcal{D}}^\dagger)_{12}^2] = -\text{Im} [(\mathcal{M}_{\mathcal{D}}\mathcal{M}_{\mathcal{D}}^\dagger)_{21}^2]$, one obtains,

$$\varepsilon_2 \simeq -\frac{1}{2} \frac{\text{Im} [(\mathcal{M}_{\mathcal{D}}\mathcal{M}_{\mathcal{D}}^\dagger)_{12}^2]}{(\mathcal{M}_{\mathcal{D}}\mathcal{M}_{\mathcal{D}}^\dagger)_{11} (\mathcal{M}_{\mathcal{D}}\mathcal{M}_{\mathcal{D}}^\dagger)_{22}}, \quad (\text{C9})$$

$$\varepsilon_1 \simeq -\frac{\Gamma_1 \Gamma_2}{\Gamma_1^2 + \Gamma_2^2} \frac{\text{Im} [(\mathcal{M}_{\mathcal{D}}\mathcal{M}_{\mathcal{D}}^\dagger)_{12}^2]}{(\mathcal{M}_{\mathcal{D}}\mathcal{M}_{\mathcal{D}}^\dagger)_{11} (\mathcal{M}_{\mathcal{D}}\mathcal{M}_{\mathcal{D}}^\dagger)_{22}}, \quad (\text{C10})$$

$$\simeq \frac{2\Gamma_1 \Gamma_2}{\Gamma_1^2 + \Gamma_2^2} \varepsilon_2. \quad (\text{C11})$$

Appendix D: Expressions of decay widths of h_2 , h_1 and Z_{BL}

In the present work, we have considered the effect of electroweak symmetry breaking on dark matter production. After EWSB SM particles become massive and affect DM production, while before EWSB those particles have no effect. To take this effect into account we have defined an extra constant C_{ASB} . In all the equations, the value of the constant $C_{ASB} = 0$ before the EWSB and this is equal to unity i.e. $C_{ASB} = 1$ after the EWSB. Also before the EWSB, there is no mixing between the SM and BSM Higgs bosons, i.e. $\alpha = 0$. The two vertices which are common to all Higgs mediated diagrams are as follows,

$$\begin{aligned} g_{h_1 \phi_{DM}^\dagger \phi_{DM}} &= -(v\lambda_{Dh} \cos \alpha + v_{BL}\lambda_{DH} \sin \alpha), \\ g_{h_2 \phi_{DM}^\dagger \phi_{DM}} &= (v\lambda_{Dh} \sin \alpha - v_{BL}\lambda_{DH} \cos \alpha). \end{aligned} \quad (\text{D1})$$

Total decay width of h_2 :

- $h_2 \rightarrow VV$ ($V = W^\pm, Z$):

$$\begin{aligned} g_{h_2 VV} &= -\frac{2M_V^2}{v} \sin \alpha, \\ \Gamma(h_2 \rightarrow VV) &= \frac{C_{ASB} M_{h_2}^3 g_{h_2 VV}^2}{64 \pi M_V^4 S_V} \sqrt{1 - \frac{4M_V^2}{M_{h_2}^2}} \left(1 - \frac{4M_V^2}{M_{h_2}^2} + \frac{12M_V^4}{M_{h_2}^4} \right), \end{aligned} \quad (\text{D2})$$

where $S_V = 2(1)$ for ZZ (W^+W^-) final state.

- $h_2 \rightarrow h_1 h_1$:

$$\Gamma(h_2 \rightarrow h_1 h_1) = \frac{g_{h_1 h_1 h_2}^2}{32 \pi M_{h_2}} \sqrt{1 - \frac{4M_{h_1}^2}{M_{h_2}^2}}. \quad (\text{D3})$$

- $h_2 \rightarrow \phi_{DM}^\dagger \phi_{DM}$:

$$\Gamma(h_2 \rightarrow \phi_{DM}^\dagger \phi_{DM}) = \frac{g_{h_2 \phi_{DM}^\dagger \phi_{DM}}^2}{16 \pi M_{h_2}} \sqrt{1 - \frac{4M_{DM}^2}{M_{h_2}^2}}. \quad (\text{D4})$$

- $h_2 \rightarrow f \bar{f}$:

$$g_{h_2 f f} = \frac{M_f}{v} \sin \alpha, \quad \Gamma(h_2 \rightarrow f \bar{f}) = \frac{C_{ASB} n_c M_{h_2} g_{h_2 f f}}{8\pi} \left(1 - \frac{4M_f^2}{M_{h_2}^2}\right)^{3/2}, \quad (\text{D5})$$

n_c is the color charge, for leptons it is 1 and for quarks it is 3.

Total decay width of the extra Higgs h_2 in the present case is,

$$\Gamma_{h_2} = \sum_{V=W,Z} \Gamma(h_2 \rightarrow VV) + \Gamma(h_2 \rightarrow h_1 h_1) + \Gamma(h_2 \rightarrow \phi_{DM} \phi_{DM}) + \sum_f \Gamma(h_2 \rightarrow f \bar{f}). \quad (\text{D6})$$

Total decay width of h_1 :

$$\Gamma(h_1 \rightarrow \phi_{DM}^\dagger \phi_{DM}) = \frac{C_{ASB} g_{h_1 \phi_{DM}^\dagger \phi_{DM}}^2}{16 \pi M_{h_1}} \sqrt{1 - \frac{4M_{DM}^2}{M_{h_1}^2}}. \quad (\text{D7})$$

Total decay width of SM-like Higgs boson is,

$$\Gamma_{h_1} = \cos^2 \alpha \Gamma_{\text{SM}} + \Gamma(h_1 \rightarrow \phi_{DM}^\dagger \phi_{DM}), \quad (\text{D8})$$

where Γ_{SM} is the total decay width of SM Higgs boson.

Total decay width of Z_{BL} :

$$\begin{aligned}
\Gamma(Z_{BL} \rightarrow f\bar{f}) &= \frac{M_{Z_{BL}} n_c (q_f g_{BL})^2}{12\pi} \left(1 + \frac{2M_f^2}{M_{Z_{BL}}^2}\right) \sqrt{1 - \frac{4M_f^2}{M_{Z_{BL}}^2}}, \\
\Gamma(Z_{BL} \rightarrow \nu_x \bar{\nu}_x) &= \frac{M_{Z_{BL}} g_{BL}^2}{24\pi} \left(1 - \frac{4M_{\nu_x}^2}{M_{Z_{BL}}^2}\right)^{3/2}, \\
\Gamma(Z_{BL} \rightarrow N_x \bar{N}_x) &= \frac{M_{Z_{BL}} g_{BL}^2}{24\pi} \left(1 - \frac{4M_{N_x}^2}{M_{Z_{BL}}^2}\right)^{3/2}, \\
\Gamma(Z_{BL} \rightarrow \phi_{DM}^\dagger \phi_{DM}) &= \frac{g_{BL}^2 n_{BL}^2 M_{Z_{BL}}}{48\pi} \left(1 - \frac{4M_{DM}^2}{M_{Z_{BL}}^2}\right)^{3/2}.
\end{aligned} \tag{D9}$$

Total decay width of the extra neutral gauge boson Z_{BL} is,

$$\Gamma_{Z_{BL}} = \sum_f \Gamma(Z_{BL} \rightarrow f\bar{f}) + \Gamma(Z_{BL} \rightarrow \nu_x \bar{\nu}_x) + \Gamma(Z_{BL} \rightarrow N_x \bar{N}_x) + \Gamma(Z_{BL} \rightarrow \phi_{DM}^\dagger \phi_{DM}). \tag{D10}$$

Appendix E: Analytical Expression of relevant Cross sections

Here we will give the expressions of cross sections for all relevant processes which take part in the FIMP DM production.

- $h_1 h_1 \rightarrow \phi_{DM}^\dagger \phi_{DM}$:

$$\begin{aligned}
 g_{h_1 h_1 h_1} &= -3 [2 v \lambda_h \cos^3 \alpha + 2 v_{BL} \lambda_H \sin^3 \alpha + \lambda_{hH} \sin \alpha \cos \alpha (v \sin \alpha + v_{BL} \cos \alpha)], \\
 g_{h_1 h_1 h_2} &= [6 v \lambda_h \cos^2 \alpha \sin \alpha - 6 v_{BL} \lambda_H \sin^2 \alpha \cos \alpha - (2 - 3 \sin^2 \alpha) v \lambda_{hH} \sin \alpha \\
 &\quad - (1 - 3 \sin^2 \alpha) v_{BL} \lambda_{hH} \cos \alpha], \tag{E1}
 \end{aligned}$$

$$g_{h_1 h_1 \phi_{DM}^\dagger \phi_{DM}} = -(\lambda_{Dh} \cos^2 \alpha + \lambda_{DH} \sin^2 \alpha),$$

$$M_{h_1 h_1} = \left(\frac{C_{ASB} g_{h_1 h_1 h_1} g_{h_1 \phi_{DM}^\dagger \phi_{DM}}}{(s - M_{h_1}^2) + i M_{h_1} \Gamma_{h_1}} + \frac{g_{h_1 h_1 h_2} g_{h_2 \phi_{DM}^\dagger \phi_{DM}}}{(s - M_{h_2}^2) + i M_{h_2} \Gamma_{h_2}} \right) - g_{h_1 h_1 \phi_{DM}^\dagger \phi_{DM}},$$

$$\sigma_{h_1 h_1 \rightarrow \phi_{DM}^\dagger \phi_{DM}} = \frac{1}{16\pi s} \sqrt{\frac{s - 4M_{DM}^2}{s - 4M_{h_1}^2}} |M_{h_1 h_1}|^2. \tag{E2}$$

- $h_2 h_2 \rightarrow \phi_{DM}^\dagger \phi_{DM}$:

$$\begin{aligned}
 g_{h_2 h_2 h_2} &= 3 [2 v \lambda_h \sin^3 \alpha - 2 v_{BL} \lambda_H \cos^3 \alpha + \lambda_{hH} \sin \alpha \cos \alpha (v \cos \alpha - v_{BL} \sin \alpha)], \\
 g_{h_2 h_2 h_1} &= -[6 v \lambda_h \sin^2 \alpha \cos \alpha + 6 v_{BL} \lambda_H \cos^2 \alpha \sin \alpha - (2 - 3 \sin^2 \alpha) v_{BL} \lambda_{hH} \sin \alpha \\
 &\quad + (1 - 3 \sin^2 \alpha) v \lambda_{hH} \cos \alpha],
 \end{aligned}$$

$$g_{h_2 h_2 \phi_{DM}^\dagger \phi_{DM}} = -(\lambda_{Dh} \sin^2 \alpha + \lambda_{DH} \cos^2 \alpha),$$

$$M_{h_2 h_2} = \left(C_{ASB} \frac{g_{h_2 h_2 h_1} g_{h_1 \phi_{DM}^\dagger \phi_{DM}}}{(s - M_{h_1}^2) + i M_{h_1} \Gamma_{h_1}} + \frac{g_{h_2 h_2 h_2} g_{h_2 \phi_{DM}^\dagger \phi_{DM}}}{(s - M_{h_2}^2) + i M_{h_2} \Gamma_{h_2}} \right) - g_{h_2 h_2 \phi_{DM}^\dagger \phi_{DM}},$$

$$\sigma_{h_2 h_2 \rightarrow \phi_{DM}^\dagger \phi_{DM}} = \frac{1}{16\pi s} \sqrt{\frac{s - 4M_{DM}^2}{s - 4M_{h_2}^2}} |M_{h_2 h_2}|^2. \tag{E3}$$

- $h_1 h_2 \rightarrow \phi_{DM}^\dagger \phi_{DM}$:

$$\begin{aligned}
g_{h_1 h_1 h_2} &= [6 v \lambda_h \cos^2 \alpha \sin \alpha - 6 v_{BL} \lambda_H \sin^2 \alpha \cos \alpha - (2 - 3 \sin^2 \alpha) v \lambda_{hH} \sin \alpha \\
&\quad - (1 - 3 \sin^2 \alpha) v_{BL} \lambda_{hH} \cos \alpha] \\
g_{h_2 h_2 h_1} &= -[6 v \lambda_h \sin^2 \alpha \cos \alpha + 6 v_{BL} \lambda_H \cos^2 \alpha \sin \alpha - (2 - 3 \sin^2 \alpha) v_{BL} \lambda_{hH} \sin \alpha \\
&\quad + (1 - 3 \sin^2 \alpha) v \lambda_{hH} \cos \alpha], \\
g_{h_1 h_2 \phi_{DM}^\dagger \phi_{DM}} &= \sin \alpha \cos \alpha (\lambda_{Dh} - \lambda_{DH}), \\
M_{h_1 h_2} &= -C_{ASB} \left(g_{h_1 h_2 \phi_{DM}^\dagger \phi_{DM}} - \frac{g_{h_2 h_2 h_1} g_{h_2 \phi_{DM}^\dagger \phi_{DM}}}{(s - M_{h_2}^2) + i M_{h_2} \Gamma_{h_2}} \right) + \frac{g_{h_1 h_1 h_2} g_{h_1 \phi_{DM}^\dagger \phi_{DM}}}{(s - M_{h_1}^2) + i M_{h_1} \Gamma_{h_1}}, \\
\sigma_{h_1 h_2 \rightarrow \phi_{DM}^\dagger \phi_{DM}} &= \frac{1}{16\pi s} \sqrt{\frac{s(s - 4M_{DM}^2)}{(s - (M_{h_1} + M_{h_2})^2)(s - (M_{h_2} - M_{h_1})^2)}} |M_{h_1 h_2}|^2. \quad (E4)
\end{aligned}$$

- $W^+ W^- \rightarrow \phi_{DM}^\dagger \phi_{DM}$:

$$\begin{aligned}
g_{h_1 WW} &= \frac{2M_W^2 \cos \alpha}{v}, \\
g_{h_2 WW} &= -\frac{2M_W^2 \sin \alpha}{v}, \\
A_{WW} &= C_{ASB} \left(\frac{g_{h_1 WW} g_{h_1 \phi_{DM}^\dagger \phi_{DM}}}{(s - M_{h_1}^2) + i M_{h_1} \Gamma_{h_1}} + \frac{g_{h_2 WW} g_{h_2 \phi_{DM}^\dagger \phi_{DM}}}{(s - M_{h_2}^2) + i M_{h_2} \Gamma_{h_2}} \right), \\
M_{WW} &= \frac{2}{9} \left(1 + \frac{(s - 2M_W^2)^2}{8M_W^4} \right) A_{WW}, \\
\sigma_{WW \rightarrow \phi_{DM}^\dagger \phi_{DM}} &= \frac{1}{16\pi s} \sqrt{\frac{s - 4M_{DM}^2}{s - 4M_W^2}} |M_{WW}|^2. \quad (E5)
\end{aligned}$$

- $Z Z \rightarrow \phi_{DM}^\dagger \phi_{DM}$:

$$\begin{aligned}
g_{h_1 ZZ} &= \frac{2M_Z^2 \cos \alpha}{v}, \\
g_{h_2 ZZ} &= -\frac{2M_Z^2 \sin \alpha}{v}, \\
A_{ZZ} &= C_{ASB} \left(\frac{g_{h_1 ZZ} g_{h_1 \phi_{DM}^\dagger \phi_{DM}}}{(s - M_{h_1}^2) + i M_{h_1} \Gamma_{h_1}} + \frac{g_{h_2 ZZ} g_{h_2 \phi_{DM}^\dagger \phi_{DM}}}{(s - M_{h_2}^2) + i M_{h_2} \Gamma_{h_2}} \right), \\
M_{ZZ} &= \frac{2}{9} \left(1 + \frac{(s - 2M_Z^2)^2}{8M_Z^4} \right) A_{ZZ}, \\
\sigma_{ZZ \rightarrow \phi_{DM}^\dagger \phi_{DM}} &= \frac{1}{16\pi s} \sqrt{\frac{s - 4M_{DM}^2}{s - 4M_Z^2}} |M_{ZZ}|^2. \quad (E6)
\end{aligned}$$

- $t\bar{t} \rightarrow \phi_{DM}^\dagger \phi_{DM}$:

$$\begin{aligned}
g_{h_1 t t} &= -\frac{M_t}{v} \cos \alpha, \\
g_{h_2 t t} &= \frac{M_t}{v} \sin \alpha, \\
g_{Z_{BL} t t} &= \frac{g_{BL}}{3}, \\
M_{tt} &= C_{ASB} \left(\frac{g_{h_1 t t} g_{h_1 \phi_{DM}^\dagger \phi_{DM}}}{(s - M_{h_1}^2) + i M_{h_1} \Gamma_{h_1}} + \frac{g_{h_2 t t} g_{h_2 \phi_{DM}^\dagger \phi_{DM}}}{(s - M_{h_2}^2) + i M_{h_2} \Gamma_{h_2}} \right), \\
\sigma_{t\bar{t} \rightarrow \phi_{DM}^\dagger \phi_{DM}}^{h_1 h_2} &= \frac{1}{32\pi s n_c} (s - 4M_t^2) \sqrt{\frac{s - 4M_{DM}^2}{s - 4M_t^2}} |M_{tt}|^2, \\
\sigma_{t\bar{t} \rightarrow \phi_{DM}^\dagger \phi_{DM}}^{Z_{BL}} &= \frac{g_{BL}^2 n_{BL}^2}{64\pi s n_c} \sqrt{\frac{s - 4M_{DM}^2}{s - 4M_t^2}} \frac{s(s - 4M_{DM}^2) g_{Z_{BL} t t}^2}{(s - M_{Z_{BL}}^2)^2 + \Gamma_{Z_{BL}}^2 M_{Z_{BL}}^2}, \\
\sigma_{t\bar{t} \rightarrow \phi_{DM}^\dagger \phi_{DM}} &= \sigma_{t\bar{t} \rightarrow \phi_{DM}^\dagger \phi_{DM}}^{h_1 h_2} + \sigma_{t\bar{t} \rightarrow \phi_{DM}^\dagger \phi_{DM}}^{Z_{BL}}.
\end{aligned} \tag{E7}$$

- $N_i N_i \rightarrow \phi_{DM}^\dagger \phi_{DM}$ ($i = 1, 2, 3$):

$$\begin{aligned}
g_{h_1 N_i N_i} &= \frac{y_{N_i} \sin \alpha}{\sqrt{2}}, \\
g_{h_2 N_i N_i} &= \frac{y_{N_i} \cos \alpha}{\sqrt{2}}, \\
M_{N_i N_i} &= \frac{C_{ASB} g_{h_1 N_i N_i} g_{h_1 \phi_{DM}^\dagger \phi_{DM}}}{(s - M_{h_1}^2) + i M_{h_1} \Gamma_{h_1}} + \frac{g_{h_2 N_i N_i} g_{h_2 \phi_{DM}^\dagger \phi_{DM}}}{(s - M_{h_2}^2) + i M_{h_2} \Gamma_{h_2}}, \\
\sigma_{N_i N_i \rightarrow \phi_{DM}^\dagger \phi_{DM}}^{h_1 h_2} &= \frac{(s - 4M_{N_i}^2)}{32\pi s} \sqrt{\frac{(s - 4M_{DM}^2)}{(s - 4M_{N_i}^2)}} |M_{N_i N_i}|^2, \\
\sigma_{N_i N_i \rightarrow \phi_{DM}^\dagger \phi_{DM}}^{Z_{BL}} &= \frac{g_{\mu\tau}^4 n_{\mu\tau}^2}{192\pi s} \sqrt{\frac{s - 4M_{DM}^2}{s - 4M_{N_i}^2}} \frac{(s - 4M_{DM}^2)(s - 4M_{N_i}^2)}{(s - M_{Z_{BL}}^2)^2 + \Gamma_{Z_{BL}}^2 M_{Z_{BL}}^2}, \\
\sigma_{N_i N_i \rightarrow \phi_{DM}^\dagger \phi_{DM}} &= \sigma_{N_i N_i \rightarrow \phi_{DM}^\dagger \phi_{DM}}^{h_1 h_2} + \sigma_{N_i N_i \rightarrow \phi_{DM}^\dagger \phi_{DM}}^{Z_{BL}}.
\end{aligned} \tag{E8}$$

- $Z_{BL} Z_{BL} \rightarrow \phi_{DM}^\dagger \phi_{DM}$:

$$\begin{aligned}
g_{h_1 Z_{BL} Z_{BL}} &= \frac{2M_{Z_{BL}}^2 \sin \alpha}{v}, \\
g_{h_2 Z_{BL} Z_{BL}} &= -\frac{2M_{Z_{BL}}^2 \cos \alpha}{v}, \\
g_{Z_{BL} Z_{BL} \phi_{DM}^\dagger \phi_{DM}} &= 2g_{BL}^2 n_{BL}^2, \\
A_{Z_{BL} Z_{BL}} &= C_{ASB} \left(\frac{g_{h_1 Z_{BL} Z_{BL}} g_{h_1 \phi_{DM}^\dagger \phi_{DM}}}{(s - M_{h_1}^2) + iM_{h_1} \Gamma_{h_1}} + \frac{g_{h_2 Z_{BL} Z_{BL}} g_{h_2 \phi_{DM}^\dagger \phi_{DM}}}{(s - M_{h_2}^2) + iM_{h_2} \Gamma_{h_2}} - g_{Z_{BL} Z_{BL} \phi_{DM}^\dagger \phi_{DM}} \right), \\
M_{Z_{BL} Z_{BL}} &= \frac{2}{9} \left(1 + \frac{(s - 2M_{Z_{BL}}^2)^2}{8M_{Z_{BL}}^4} \right) A_{Z_{BL} Z_{BL}}, \\
\sigma_{Z_{BL} Z_{BL} \rightarrow \phi_{DM}^\dagger \phi_{DM}} &= \frac{1}{16\pi s} \sqrt{\frac{s - 4M_{DM}^2}{s - 4M_{Z_{BL}}^2}} |M_{Z_{BL} Z_{BL}}|^2. \tag{E9}
\end{aligned}$$

-
- [1] Y. Fukuda *et al.* [Super-Kamiokande Collaboration], “*Evidence for oscillation of atmospheric neutrinos*”, Phys. Rev. Lett. **81**, 1562 (1998) [hep-ex/9807003].
- [2] Q. R. Ahmad *et al.* [SNO Collaboration], “*Direct evidence for neutrino flavor transformation from neutral current interactions in the Sudbury Neutrino Observatory*”, Phys. Rev. Lett. **89**, 011301 (2002) [nucl-ex/0204008].
- [3] K. Eguchi *et al.* [KamLAND Collaboration], “*First results from KamLAND: Evidence for reactor anti-neutrino disappearance*”, Phys. Rev. Lett. **90**, 021802 (2003) [hep-ex/0212021].
- [4] F. P. An *et al.* [Daya Bay Collaboration], “*Measurement of the Reactor Antineutrino Flux and Spectrum at Daya Bay*”, Phys. Rev. Lett. **116**, no. 6, 061801 (2016) [arXiv:1508.04233 [hep-ex]].
- [5] J. H. Choi *et al.* [RENO Collaboration], “*Observation of Energy and Baseline Dependent Reactor Antineutrino Disappearance in the RENO Experiment*”, Phys. Rev. Lett. **116**, no. 21, 211801 (2016) [arXiv:1511.05849 [hep-ex]].
- [6] Y. Abe *et al.* [Double Chooz Collaboration], “*Improved measurements of the neutrino mixing angle θ_{13} with the Double Chooz detector*”, JHEP **1410**, 086 (2014) Erratum: [JHEP **1502**, 074 (2015)] [arXiv:1406.7763 [hep-ex]].
- [7] K. Abe *et al.* [T2K Collaboration], “*Measurements of neutrino oscillation in appearance and disappearance channels by the T2K experiment with 6.6×10^{20} protons on target*”, Phys. Rev. D **91**, no. 7, 072010 (2015) [arXiv:1502.01550 [hep-ex]].
- [8] M. Ravonel Salzgeber [T2K Collaboration], “*Anti-neutrino oscillations with T2K*”, arXiv:1508.06153 [hep-ex].

- [9] P. Adamson *et al.* [NOvA Collaboration], “*First measurement of electron neutrino appearance in NOvA*”, Phys. Rev. Lett. **116**, no. 15, 151806 (2016) [arXiv:1601.05022 [hep-ex]].
- [10] P. Adamson *et al.* [NOvA Collaboration], “*First measurement of muon-neutrino disappearance in NOvA*”, Phys. Rev. D **93**, no. 5, 051104 (2016) [arXiv:1601.05037 [hep-ex]].
- [11] Talk on “*Recent results from T2K and Future Prospects*”,
<https://indico.cern.ch/event/432527/contributions/2143636/>
- [12] A. Gando *et al.* [KamLAND-Zen Collaboration], “*Limit on Neutrinoless $\beta\beta$ Decay of ^{136}Xe from the First Phase of KamLAND-Zen and Comparison with the Positive Claim in ^{76}Ge* ”, Phys. Rev. Lett. **110**, no. 6, 062502 (2013) [arXiv:1211.3863 [hep-ex]].
- [13] M. Agostini *et al.* [GERDA Collaboration], “*Results on Neutrinoless Double- β Decay of ^{76}Ge from Phase I of the GERDA Experiment*”, Phys. Rev. Lett. **111**, no. 12, 122503 (2013) [arXiv:1307.4720 [nucl-ex]].
- [14] J. B. Albert *et al.* [EXO-200 Collaboration], “*Search for Majorana neutrinos with the first two years of EXO-200 data*”, Nature **510**, 229 (2014) [arXiv:1402.6956 [nucl-ex]].
- [15] K. Asakura *et al.* [KamLAND-Zen Collaboration], “*Results from KamLAND-Zen*”, AIP Conf. Proc. **1666**, 170003 (2015) [arXiv:1409.0077 [physics.ins-det]].
- [16] M. Agostini [GERDA Collaboration], “*First results from GERDA Phase II*”,
<http://neutrino2016.iopconfs.org/programme>.
- [17] A. Gando *et al.* [KamLAND-Zen Collaboration], “*Search for Majorana Neutrinos near the Inverted Mass Hierarchy Region with KamLAND-Zen*”, Phys. Rev. Lett. **117**, no. 8, 082503 (2016)
 Addendum: [Phys. Rev. Lett. **117**, no. 10, 109903 (2016)] [arXiv:1605.02889 [hep-ex]].
- [18] Y. Sofue and V. Rubin, “*Rotation curves of spiral galaxies*”, Ann. Rev. Astron. Astrophys. **39**, 137 (2001) [astro-ph/0010594].
- [19]
- [19] M. Bartelmann and P. Schneider, “*Weak gravitational lensing*”, Phys. Rept. **340**, 291 (2001) [astro-ph/9912508].
- [20] D. Clowe, A. Gonzalez and M. Markevitch, “*Weak lensing mass reconstruction of the interacting cluster 1E0657-558: Direct evidence for the existence of dark matter*”, Astrophys. J. **604**, 596 (2004) [astro-ph/0312273].
- [21] A. Biviano, P. Katgert, A. Mazure, M. Moles, R. denHartog, J. Perea and P. Focardi, “*The eso nearby abell cluster survey. 3. Distribution and kinematics of emission-line galaxies*”, Astron. Astrophys. **321**, 84 (1997) [astro-ph/9610168].
- [22] F. Kahlhoefer, K. Schmidt-Hoberg, M. T. Frandsen and S. Sarkar, “*Colliding clusters and dark matter self-interactions*”, Mon. Not. Roy. Astron. Soc. **437**, no. 3, 2865 (2014) [arXiv:1308.3419 [astro-ph.CO]].
- [23] D. Harvey, R. Massey, T. Kitching, A. Taylor and E. Tittley, “*The non-gravitational interactions of*

- dark matter in colliding galaxy clusters*”, Science **347** (2015) 1462 [arXiv:1503.07675 [astro-ph.CO]].
- [24] G. Hinshaw *et al.* [WMAP Collaboration], “*Nine-Year Wilkinson Microwave Anisotropy Probe (WMAP) Observations: Cosmological Parameter Results*”, Astrophys. J. Suppl. **208**, 19 (2013) [arXiv:1212.5226 [astro-ph.CO]].
- [25] P. A. R. Ade *et al.* [Planck Collaboration], “*Planck 2015 results. XIII. Cosmological parameters*”, arXiv:1502.01589 [astro-ph.CO].
- [26] E. Aprile [XENON1T Collaboration], “*The XENON1T Dark Matter Search Experiment*”, Springer Proc. Phys. **148**, 93 (2013) [arXiv:1206.6288 [astro-ph.IM]].
- [27] D. S. Akerib *et al.* [LUX Collaboration], “*Improved Limits on Scattering of Weakly Interacting Massive Particles from Reanalysis of 2013 LUX Data*”, Phys. Rev. Lett. **116**, no. 16, 161301 (2016) [arXiv:1512.03506 [astro-ph.CO]].
- [28] Z. Ahmed *et al.* [CDMS-II Collaboration], “*Results from a Low-Energy Analysis of the CDMS II Germanium Data*”, Phys. Rev. Lett. **106**, 131302 (2011) [arXiv:1011.2482 [astro-ph.CO]].
- [29] R. Agnese *et al.* [SuperCDMS Collaboration], “*Search for Low-Mass Weakly Interacting Massive Particles with SuperCDMS*”, Phys. Rev. Lett. **112**, no. 24, 241302 (2014) [arXiv:1402.7137 [hep-ex]].
- [30] P. Gondolo and G. Gelmini, “*Cosmic abundances of stable particles: Improved analysis*” Nucl. Phys. B **360**, 145 (1991).
- [31] G. Jungman, M. Kamionkowski and K. Griest, “*Supersymmetric dark matter*”, Phys. Rept. **267**, 195 (1996) [hep-ph/9506380].
- [32] N. Arkani-Hamed, D. P. Finkbeiner, T. R. Slatyer and N. Weiner, “*A Theory of Dark Matter*”, Phys. Rev. D **79**, 015014 (2009) [arXiv:0810.0713 [hep-ph]].
- [33] G. Arcadi, M. Dutra, P. Ghosh, M. Lindner, Y. Mambrini, M. Pierre, S. Profumo and F. S. Queiroz, “*The Waning of the WIMP? A Review of Models, Searches, and Constraints*” arXiv:1703.07364 [hep-ph].
- [34] L. J. Hall, K. Jedamzik, J. March-Russell and S. M. West, “*Freeze-In Production of FIMP Dark Matter*” JHEP **1003**, 080 (2010) [arXiv:0911.1120 [hep-ph]].
- [35] C. E. Yaguna, “*The Singlet Scalar as FIMP Dark Matter*” JHEP **1108**, 060 (2011) [arXiv:1105.1654 [hep-ph]].
- [36] E. Molinaro, C. E. Yaguna and O. Zapata, “*FIMP realization of the scotogenic model*” JCAP **1407**, 015 (2014) [arXiv:1405.1259 [hep-ph]].
- [37] A. Biswas, D. Majumdar and P. Roy, “*Nonthermal two component dark matter model for Fermi-LAT γ -ray excess and 3.55 keV X-ray line*” JHEP **1504**, 065 (2015) [arXiv:1501.02666 [hep-ph]].
- [38] A. Merle and M. Totzauer, “*keV Sterile Neutrino Dark Matter from Singlet Scalar Decays: Basic Concepts and Subtle Features*” JCAP **1506**, 011 (2015) [arXiv:1502.01011 [hep-ph]].
- [39] B. Shakya, “*Sterile Neutrino Dark Matter from Freeze-In*” Mod. Phys. Lett. A **31**, no. 06, 1630005

- (2016) [arXiv:1512.02751 [hep-ph]].
- [40] A. Biswas and A. Gupta, “Freeze-in Production of Sterile Neutrino Dark Matter in $U(1)_{B-L}$ Model” JCAP **1609**, no. 09, 044 (2016) [arXiv:1607.01469 [hep-ph]].
- [41] J. König, A. Merle and M. Totzauer, “ keV Sterile Neutrino Dark Matter from Singlet Scalar Decays: The Most General Case” JCAP **1611**, no. 11, 038 (2016) [arXiv:1609.01289 [hep-ph]].
- [42] A. Biswas and A. Gupta, “Calculation of Momentum Distribution Function of a Non-thermal Fermionic Dark Matter”, JCAP03(2017)033 [arXiv:1612.02793 [hep-ph]].
- [43] A. Biswas, S. Choubey and S. Khan, “FIMP and Muon $(g - 2)$ in a $U(1)_{L_\mu-L_\tau}$ Model”, JHEP **1702**, 123 (2017) [arXiv:1612.03067 [hep-ph]].
- [44] C. Patrignani *et al.* [Particle Data Group], “Review of Particle Physics”, Chin. Phys. C **40**, no. 10, 100001 (2016).
- [45] A. D. Sakharov, “Violation of CP Invariance, c Asymmetry, and Baryon Asymmetry of the Universe”, Pisma Zh. Eksp. Teor. Fiz. **5**, 32 (1967) [JETP Lett. **5**, 24 (1967)] [Sov. Phys. Usp. **34**, 392 (1991)] [Usp. Fiz. Nauk **161**, 61 (1991)].
- [46] R. N. Mohapatra and R. E. Marshak, “Local B-L Symmetry of Electroweak Interactions, Majorana Neutrinos and Neutron Oscillations”, Phys. Rev. Lett. **44**, 1316 (1980) Erratum: [Phys. Rev. Lett. **44**, 1643 (1980)].
- [47] H. M. Georgi, S. L. Glashow and S. Nussinov, “Unconventional Model of Neutrino Masses”, Nucl. Phys. B **193**, 297 (1981).
- [48] C. Wetterich, “Neutrino Masses and the Scale of B-L Violation”, Nucl. Phys. B **187**, 343 (1981).
- [49] M. Lindner, D. Schmidt and T. Schwetz, “Dark Matter and neutrino masses from global $U(1)_{B-L}$ symmetry breaking”, Phys. Lett. B **705**, 324 (2011) [arXiv:1105.4626 [hep-ph]].
- [50] N. Okada and O. Seto, “Higgs portal dark matter in the minimal gauged $U(1)_{B-L}$ model”, Phys. Rev. D **82**, 023507 (2010) [arXiv:1002.2525 [hep-ph]].
- [51] N. Okada and Y. Orikasa, “Dark matter in the classically conformal B-L model”, Phys. Rev. D **85**, 115006 (2012) [arXiv:1202.1405 [hep-ph]].
- [52] L. Basso, O. Fischer and J. J. van der Bij, “Natural Z' model with an inverse seesaw mechanism and leptonic dark matter”, Phys. Rev. D **87**, no. 3, 035015 (2013) [arXiv:1207.3250 [hep-ph]].
- [53] T. Basak and T. Mondal, “Constraining Minimal $U(1)_{B-L}$ model from Dark Matter Observations”, Phys. Rev. D **89**, 063527 (2014) [arXiv:1308.0023 [hep-ph]].
- [54] B. L. Sánchez-Vega, J. C. Montero and E. R. Schmitz, “Complex Scalar DM in a B-L Model”, Phys. Rev. D **90**, no. 5, 055022 (2014) [arXiv:1404.5973 [hep-ph]].
- [55] T. Mondal and T. Basak, “Class of Higgs-portal Dark Matter models in the light of gamma-ray excess from Galactic center”, Phys. Lett. B **744**, 208 (2015) [arXiv:1405.4877 [hep-ph]].
- [56] S. Chatrchyan *et al.* [CMS Collaboration], “Search for heavy narrow dilepton resonances in pp collisions at $\sqrt{s} = 7$ TeV and $\sqrt{s} = 8$ TeV”, Phys. Lett. B **720**, 63 (2013) [arXiv:1212.6175

[hep-ex]].

- [57] G. Aad *et al.* [ATLAS Collaboration], “Search for high-mass dilepton resonances in pp collisions at $\sqrt{s} = 8$ TeV with the ATLAS detector”, Phys. Rev. D **90**, no. 5, 052005 (2014) [arXiv:1405.4123 [hep-ex]].
- [58] J. Guo, Z. Kang, P. Ko and Y. Orikasa, “Accidental dark matter: Case in the scale invariant local B - L model”, Phys. Rev. D **91**, no. 11, 115017 (2015) [arXiv:1502.00508 [hep-ph]].
- [59] W. Rodejohann and C. E. Yaguna, “Scalar dark matter in the $B - L$ model”, JCAP **1512**, no. 12, 032 (2015) [arXiv:1509.04036 [hep-ph]].
- [60] N. Okada and S. Okada, “ Z'_{BL} portal dark matter and LHC Run-2 results”, Phys. Rev. D **93**, no. 7, 075003 (2016) [arXiv:1601.07526 [hep-ph]].
- [61] S. Patra, W. Rodejohann and C. E. Yaguna, “A new B - L model without right-handed neutrinos”, JHEP **1609**, 076 (2016) [arXiv:1607.04029 [hep-ph]].
- [62] N. Okada and S. Okada, “ Z' -portal right-handed neutrino dark matter in the minimal $U(1)_X$ extended Standard Model”, Phys. Rev. D **95**, no. 3, 035025 (2017) [arXiv:1611.02672 [hep-ph]].
- [63] W. Buchmuller and T. Yanagida, “Baryogenesis and the scale of B - L breaking”, Phys. Lett. B **302**, 240 (1993).
- [64] W. Buchmuller and M. Plumacher, “Baryon asymmetry and neutrino mixing”, Phys. Lett. B **389**, 73 (1996) [hep-ph/9608308].
- [65] T. R. Dulaney, P. Fileviez Perez and M. B. Wise, “Dark Matter, Baryon Asymmetry, and Spontaneous B and L Breaking”, Phys. Rev. D **83**, 023520 (2011) [arXiv:1005.0617 [hep-ph]].
- [66] F. Capozzi, E. Lisi, A. Marrone, D. Montanino and A. Palazzo, “Neutrino masses and mixings: Status of known and unknown 3ν parameters”, Nucl. Phys. B **908**, 218 (2016), [arXiv:1601.07777 [hep-ph]].
- [67] N. S. Manton, “Topology in the Weinberg-Salam Theory”, Phys. Rev. D **28**, 2019 (1983).
- [68] F. R. Klinkhamer and N. S. Manton, “A Saddle Point Solution in the Weinberg-Salam Theory”, Phys. Rev. D **30**, 2212 (1984).
- [69] V. A. Kuzmin, V. A. Rubakov and M. E. Shaposhnikov, “On the Anomalous Electroweak Baryon Number Nonconservation in the Early Universe”, Phys. Lett. **155B**, 36 (1985).
- [70] S. Y. Khlebnikov and M. E. Shaposhnikov, “The Statistical Theory of Anomalous Fermion Number Nonconservation”, Nucl. Phys. B **308**, 885 (1988).
- [71] G. Arcadi and L. Covi, “Minimal Decaying Dark Matter and the LHC”, JCAP **1308**, 005 (2013) [arXiv:1305.6587 [hep-ph]].
- [72] A. Biswas, S. Choubey and S. Khan, “Galactic gamma ray excess and dark matter phenomenology in a $U(1)_{B-L}$ model”, JHEP **1608**, 114 (2016), [arXiv:1604.06566 [hep-ph]].
- [73] N. Chakrabarty, D. K. Ghosh, B. Mukhopadhyaya and I. Saha, “Dark matter, neutrino masses and high scale validity of an inert Higgs doublet model”, Phys. Rev. D **92**, no. 1, 015002 (2015)

- [arXiv:1501.03700 [hep-ph]].
- [74] S. L. Adler, “*Axial vector vertex in spinor electrodynamics*”, Phys. Rev. **177**, 2426 (1969).
- [75] W. A. Bardeen, “*Anomalous Ward identities in spinor field theories*”, Phys. Rev. **184**, 1848 (1969).
- [76] R. Delbourgo and A. Salam, “*The gravitational correction to pcac*”, Phys. Lett. B **40**, 381 (1972).
- [77] T. Eguchi and P. G. O. Freund, “*Quantum Gravity and World Topology*”, Phys. Rev. Lett. **37**, 1251 (1976).
- [78] C. Jarlskog, “*Commutator of the Quark Mass Matrices in the Standard Electroweak Model and a Measure of Maximal CP Violation*”, Phys. Rev. Lett. **55**, 1039 (1985).
- [79] K. Abe *et al.* [T2K Collaboration], “*Measurement of neutrino and antineutrino oscillations by the T2K experiment including a new additional sample of ν_e interactions at the far detector*”, arXiv:1707.01048 [hep-ex].
- [80] S. Dell’Oro, S. Marcocci, M. Viel and F. Vissani, “*Neutrinoless double beta decay: 2015 review*”, Adv. High Energy Phys. **2016**, 2162659 (2016) [arXiv:1601.07512 [hep-ph]].
- [81] M. Plumacher, “*Baryogenesis and lepton number violation*”, Z. Phys. C **74**, 549 (1997), [hep-ph/9604229].
- [82] S. Iso, N. Okada and Y. Orikasa, “*Resonant Leptogenesis in the Minimal B-L Extended Standard Model at TeV*”, Phys. Rev. D **83**, 093011 (2011), [arXiv:1011.4769 [hep-ph]].
- [83] W. Buchmuller, P. Di Bari and M. Plumacher, “*Cosmic microwave background, matter - antimatter asymmetry and neutrino masses*” Nucl. Phys. B **643**, 367 (2002) Erratum: [Nucl. Phys. B **793**, 362 (2008)] [hep-ph/0205349].
- [84] A. Pilaftsis, “*CP violation and baryogenesis due to heavy Majorana neutrinos*”, Phys. Rev. D **56**, 5431 (1997), [hep-ph/9707235].
- [85] A. Pilaftsis and T. E. J. Underwood, “*Resonant leptogenesis*”, Nucl. Phys. B **692**, 303 (2004), [hep-ph/0309342].
- [86] J. Heeck and D. Teresi, “*Leptogenesis and neutral gauge bosons*”, Phys. Rev. D **94**, no. 9, 095024 (2016) [arXiv:1609.03594 [hep-ph]].
- [87] M. Flanz, E. A. Paschos, U. Sarkar and J. Weiss, “*Baryogenesis through mixing of heavy Majorana neutrinos*”, Phys. Lett. B **389**, 693 (1996), [hep-ph/9607310].
- [88] M. Carena, A. Daleo, B. A. Dobrescu and T. M. P. Tait, “*Z’ gauge bosons at the Tevatron*”, Phys. Rev. D **70**, 093009 (2004) [hep-ph/0408098].
- [89] G. Cacciapaglia, C. Csaki, G. Marandella and A. Strumia, “*The Minimal Set of Electroweak Precision Parameters*”, Phys. Rev. D **74**, 033011 (2006) [hep-ph/0604111].
- [90] S. Schael *et al.* [ALEPH and DELPHI and L3 and OPAL and LEP Electroweak Collaborations], “*Electroweak Measurements in Electron-Positron Collisions at W-Boson-Pair Energies at LEP*”, Phys. Rept. **532**, 119 (2013) [arXiv:1302.3415 [hep-ex]].
- [91] J. Edsjo and P. Gondolo, “*Neutralino relic density including coannihilations*”, Phys. Rev. D **56**,

1879 (1997) [hep-ph/9704361].

- [92] A. Biswas and D. Majumdar, “*The Real Gauge Singlet Scalar Extension of Standard Model: A Possible Candidate of Cold Dark Matter*”, *Pramana* **80**, 539 (2013) [arXiv:1102.3024 [hep-ph]].
- [93] A. Semenov, “*LanHEP - a package for automatic generation of Feynman rules from the Lagrangian. Updated version 3.1*”, arXiv:1005.1909 [hep-ph].