

NETWORK-ENSEMBLE COMPARISONS WITH STOCHASTIC REWIRING AND VON NEUMANN ENTROPY *

ZICHAO LI ^{‡†}, PETER J. MUCHA[‡], AND DANE TAYLOR^{‡§}

Abstract. Assessing whether a given network is typical or atypical for a random-network ensemble (i.e., *network-ensemble comparison*) has widespread applications ranging from null-model selection and hypothesis testing to clustering and classifying networks. We develop a framework for network-ensemble comparison by subjecting the network to stochastic rewiring. We study two rewiring processes—uniform and degree-preserved rewiring—which yield random-network ensembles that converge to the Erdős-Rényi and configuration-model ensembles, respectively. We study convergence through von Neumann entropy (VNE)—a network summary statistic measuring information content based on the spectra of a Laplacian matrix—and develop a perturbation analysis for the expected effect of rewiring on VNE. Our analysis yields an estimate for how many rewires are required for a given network to resemble a typical network from an ensemble, offering a computationally efficient quantity for network-ensemble comparison that does not require simulation of the corresponding rewiring process.

Key words. network science, von Neumann entropy, network-ensemble comparison, network rewiring, null models, mean field theory

AMS subject classifications. 94A17, 05C82, 62M02, 60J10, 60Gxx, 28D20

1. Introduction. Numerous social, biological, technological and information systems are naturally manifest as networks [57], and common questions about networks are cast explicitly or relate implicitly to network models and their corresponding network ensembles—a set of networks combined with a sampling probability distribution. The Erdős-Rényi (ER) and configuration model random-network ensembles, for example, have provided cornerstones for the development of graph theory [14, 17, 26] and are widely used as null models for network-data analytics including community detection [53, 58] and significance testing of subgraph motifs [51]. Moreover, many applications call for the simultaneous study of a set of empirical networks, encoded as layers in a multilayer (e.g., multiplex) network [12, 40], where it can be beneficial to study them as independent samples from an ensemble [75, 77, 79].

We pursue here two classes of questions related to network ensembles: *network-network comparison* and *network-ensemble comparison*. Network-network comparison aims to identify a similarity measure between networks, for instance as a means for clustering and classifying networks [1, 10, 16, 23, 24, 29, 39, 43, 47, 52, 59, 60, 71, 74]. Closely-related questions of network-ensemble comparison aim to assess whether a given network is typical or atypical for an ensemble (or to quantify how typical). Such comparison is useful for null-model selection and hypothesis testing [7, 16, 42, 51]. Understanding if a given network is typical for an ensemble is particularly important for modeling dynamics on networks (e.g., epidemic spreading [62], social contagions [31], synchronization [68, 72], neuronal excitation [44], percolation theory [18, 78], and so

*This work was funded in part by NIH Grant No. R01HD075712 and James S. McDonnell Grant #220020315. Any opinions, findings, and conclusions or recommendations expressed in this material are those of the authors and do not necessarily reflect the views of the funding agencies.

[†]Department of Statistics and Operations Research, University of North Carolina, Chapel Hill, NC 27599, USA (lizichao@live.unc.edu)

[‡]Carolina Center for Interdisciplinary Applied Mathematics, Department of Mathematics, University of North Carolina, Chapel Hill, NC 27599, USA (much@unc.edu)

[§]Department of Mathematics, University at Buffalo, State University of New York (SUNY), Buffalo, NY 14260, USA (danet@buffalo.edu)

on). Specifically, the accuracies of mean field theories or other model system reductions to describe the expected dynamics for random-network ensembles are related to whether a network is typical or atypical for an ensemble [32, 49, 67, 78].

We study network-network and network-ensemble comparisons through von Neumann entropy (VNE), a summary statistic that measures a network’s information content based on the spectra of its associated Laplacian matrix [15, 61]. VNE-based comparison is closely related to the family of network-network comparisons known as spectral comparisons [30], which relate networks by some function of the eigenvalues of matrices associated with the networks (e.g., adjacency, normalized Laplacian, and unnormalized Laplacian). Our focus on VNE is motivated by recent research [23, 24] that used VNE to hierarchically cluster layers in multilayer networks. We stress, however, that the mathematical techniques that we develop here can be generalized to other summary statistics of networks.

Our main goal is to study VNE for networks undergoing stochastic rewiring. We study two rewiring processes—uniform and degree-preserved rewiring—that yield random-network ensembles that converge in distribution to the ER and configuration-model ensembles, respectively. This convergence follows from studying rewiring as a degree-regular Markov chain in which states represent networks and transitions represent stochastic rewiring. Indeed, stochastic rewiring is an established approach for Markov chain Monte Carlo (MCMC) algorithms for sampling configuration ensembles [11, 28, 50]. Because stochastic rewiring is an important generative model for time-varying networks [37], our theory also provides insight about the VNE of time-varying networks. We conduct a perturbation analysis for the change in VNE incurred by rewiring a small number of edges. We prove that the distribution of network summary statistics (e.g., VNE) for an ensemble of networks obtained by rewiring t edges converges as $t \rightarrow \infty$ to the appropriate distribution for the associated random-network ensemble. Combining these two results, we obtain an exponential extrapolation B_α that predicts how many rewires are necessary to modify an empirical network so that it resembles a typical network from an ensemble. Importantly, the calculation of B_α does not require the full simulation of the stochastic rewiring process, nor the calculation of VNE for rewired networks, and is therefore a computationally efficient quantity for evaluating network-ensemble comparisons.

The remainder of this paper is organized as follows. In Sec. 2, we provide background information. In Sec. 3, we present our main mathematical results regarding the VNE of networks undergoing stochastic rewiring. In Sec. 4, we present numerical experiments and introduce the quantity B_α for network-ensemble comparisons. We provide a discussion in Sec. 5.

2. Background Information. We now introduce our mathematical notation and provide background information about the Laplacian matrix (Sec. 2.1), VNE (Sec. 2.2), random-network ensembles (Sec. 2.3), and Markov-chain theory for stochastic rewiring (Sec. 2.4).

2.1. Laplacian Matrix of a Network. Let $G(\mathcal{E}, \mathcal{V})$ denote a network with set $\mathcal{V} = \{1, \dots, N\}$ containing $N = |\mathcal{V}|$ nodes and set $\mathcal{E} \in \mathcal{V} \times \mathcal{V}$ containing $M = |\mathcal{E}|$ edges. We assume the network is simple, unweighted, undirected, and that there are no self-edges. The network can be equivalently defined by a symmetric adjacency matrix

$$(1) \quad A_{ij} = \begin{cases} 1, & (i, j) \in \mathcal{E} \\ 0, & \text{otherwise.} \end{cases}$$

Note that $\sum_{ij} A_{ij} = 2M$ since each of the M edges gives rise to two nonzero entries in A . We define the degree matrix to be $D = \text{diag}[d_1, \dots, d_N]$, where $d_i = \sum_j A_{ij}$ is the degree for each node i . The unnormalized Laplacian matrix is given by

$$(2) \quad L = D - A.$$

The matrix L , also known as the combinatorial Laplacian, is important in numerous applications including graph partitioning [27], spanning tree analysis [48], synchronization of nonlinear dynamical systems [63, 73, 80], diffusion of random walks [14, 45], manifold learning [9, 19], and harmonic analysis [20]. In Sec. 3.4, we analyze the expected effect of rewiring on VNE, which requires us to first study the expected effect on L . We expect our mathematical results to also potentially benefit these other diverse applications that rely on L .

2.2. von Neumann Entropy (VNE). VNE was introduced by John von Neumann as a measure for quantum information [55] and can quantify, for example, the departure of a quantum-mechanical system from its pure state. Recently, this formalism has been generalized to study information content in networks.

DEFINITION 1 (von Neumann Entropy of a Network [15]). *Let $G(\mathcal{E}, \mathcal{V})$ denote a network, L denote its associated unnormalized Laplacian defined by Eq. (2), and $\mathcal{L} = L/2M$, where M is the number of undirected edges. The VNE of $G(\mathcal{E}, \mathcal{V})$ is given by*

$$(3) \quad h(G) = -\text{Tr}(\mathcal{L} \log_2 \mathcal{L}).$$

REMARK 2.1. *Since \mathcal{L} is positive semi-definite and $\text{Tr}(\mathcal{L}) = \sum_i d_i/2M = 1$, h can be written in terms of the set $\{\lambda_1, \lambda_2, \dots, \lambda_N\}$ of eigenvalues of L as*

$$(4) \quad h(G) = -\sum_{i=1}^N \frac{\lambda_i}{2M} \log_2 \left(\frac{\lambda_i}{2M} \right)$$

[By convention we define $0 \log_2(0) = 0$]. Note also that because $\text{Tr}(\mathcal{L}) = 1$, the variables $\lambda_i/2M$ may be interpreted as probabilities. It's worth noting, however, that although \mathcal{L} shares the mathematical properties of a density matrix (i.e., it's positive semidefinite and $\text{Tr}(\mathcal{L}) = 1$), it does not have the same physical meaning as a density matrix in quantum mechanics.

REMARK 2.2. *Recently, Ref. [23] introduced an alternative notion of VNE for networks using density matrix $\mathcal{L} \propto e^{-\beta L}$ for $\beta > 0$. They showed this version satisfies the subadditivity property, which can be preferable for some applications, but we will not consider this version further in the present work.*

VNE quantifies the information content of a network through the eigenvalues of its associated Laplacian matrix, which are well known to reflect network topology [9, 17, 64, 80]. In particular, previous research studying a random-network ensemble found VNE to be larger for degree-regular networks and smaller for networks with irregular structures such as long paths and nontrivial symmetries [61]. VNE has been receiving growing attention for its utility for network-network comparison and has been used recently to hierarchically cluster layers in multilayer networks [23, 24].

As motivation, we present a numerical experiment illustrating the ability of VNE to distinguish between typical and atypical networks in the Erdős-Rényi $\mathbf{G}_{N,M}$ ensemble of simple random networks (see Definition 2 in Sec. 2.3) with $N = 25$ and $M = 50$.

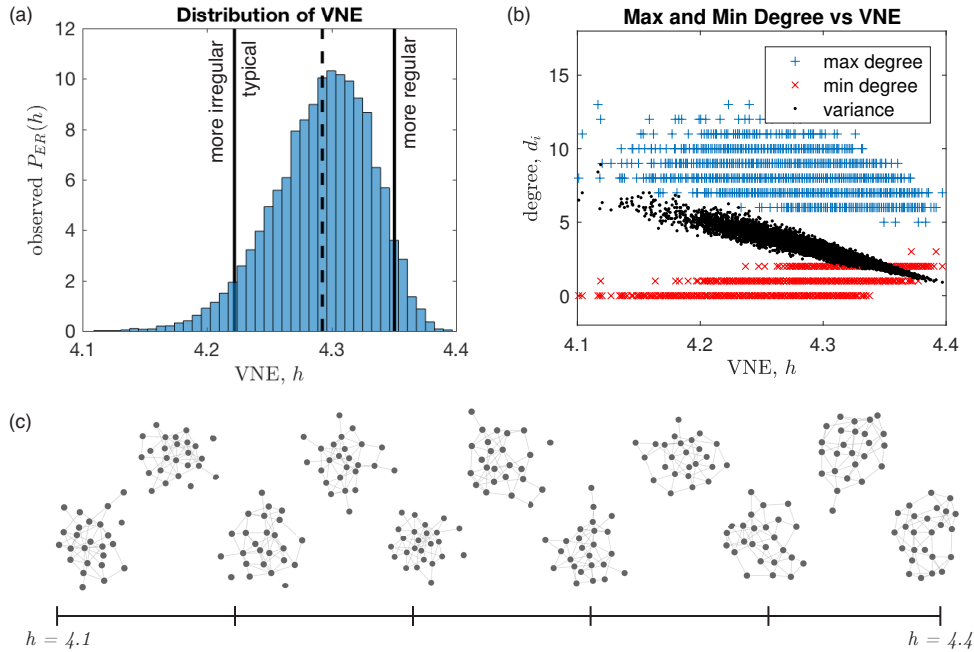


Fig. 1: Network-ensemble comparison with von Neumann Entropy (VNE) distinguishes typical and atypical networks according to their ‘irregularity’. (a) Empirical distribution $P^{(N,M)}(h)$ of VNE for 10^4 networks sampled from an Erdős-Rényi (ER) random-network ensemble $\mathbf{G}_{N,M}$ with $N = 25$ nodes and $M = 50$ undirected edges. (b) Degree heterogeneity negatively correlates with VNE. (c) Example networks sampled from $\mathbf{G}_{N,M}$ are arranged according to VNE.

We studied the probability distribution of VNE across the ensemble, $P^{(N,M)}(h)$, which we estimated by sampling 10^4 networks from the ensemble. In Fig. 1(a), we plot the observed distribution $P^{(N,M)}(h)$. The vertical dashed line indicates the empirical mean and solid lines indicate the 5% and 95% quantiles. In Fig. 1(b), we provide a scatter plot that indicates for each of these networks the maximum degree, minimum degree, and degree variance versus VNE. Note that degree heterogeneity negatively correlates with VNE, illustrating that networks with small (large) VNE are more (less) degree irregular. In Fig. 1(c), we provide visualizations for several networks sampled from $\mathbf{G}_{N,M}$, which are arranged so that their VNEs increase from left to right.

The main takeaway from this experiment is that larger VNE can be interpreted to indicate decreased ‘irregularity’ in a network. By studying the distribution of VNE for a random-network ensemble, one can differentiate between networks that are typical (i.e., their VNEs are typical and they contain a typical amount of irregular structure) and those that are atypical (i.e., their VNEs are in the tails of the distribution $P^{(N,M)}(h)$, with either more or less irregularity than is typical). It is worth noting that although this experiment focuses on degree heterogeneity, previous research has established a complicated connection between Laplacian spectra (and hence VNE) and other sources for structural irregularity including subgraph motifs [65, 66], communities [27, 64], manifolds [9, 20], trees/loops [54, 69, 70, 80], and so on. See [2, 3] for connections between VNE and other information-theoretic measures of networks.

2.3. Random-Network Ensembles. We consider two random-network ensembles that have each received considerable attention: the ER and configuration model ensembles.

DEFINITION 2 (Erdős-Rényi Ensemble $\mathbf{G}_{N,M}$ of Simple Networks [26]). *Let $\mathcal{G}_{N,M} = \{G_s\}$ denote the set of networks G_s with N nodes and M undirected edges, disallowing repeat edges and self-edges. Note that $S_{N,M} = |\{\mathcal{G}_{N,M}\}| = \binom{N(N-1)}{2M}$. Let π denote a uniform distribution on $\mathcal{G}_{N,M}$ so that $\pi_s = 1/S_{N,M}$. The ER random-network ensemble is defined by the pair $\mathbf{G}_{N,M} = (\mathcal{G}_{N,M}, \pi)$.*

The most common approach to sample networks from $\mathbf{G}_{N,M}$ involves enumerating the potential edges $\{1, 2, \dots, \binom{N}{2}\}$ and choosing M of them uniformly at random. Whenever considering ER models, it is typically worth noting that there exists another ER model that is closely related, $\mathbf{G}_{N,p}$, in which each pair of nodes is connected by an edge independently with probability $p \in [0, 1]$. $\mathbf{G}_{N,M}$ and $\mathbf{G}_{N,p}$ are referred to as the *microcanonical* and *canonical* ER models, respectively. They have greatly benefited theory development in network science and graph theory and are arguably the simplest random-network ensembles. Real-world networks, however, are well known to contain a variety of structures not well represented by the ER ensembles. In particular, the probability distribution of node degrees is binomial for the ER models; however, the degree distributions of empirical networks are often much more heavy-tailed (networks with power-law distributions [6] being just one such class). For this reason, there is widespread interest in configuration model random-network ensembles that allow *a priori* specification of the degree sequence $\mathbf{d} = \{d_i\}$.

DEFINITION 3 (Configuration Ensemble $\hat{\mathbf{G}}_{N,\mathbf{d}}$ of Simple Networks [8]). *Let $\hat{\mathcal{G}}_{N,\mathbf{d}} = \{\hat{G}_s\}$ denote the set of networks \hat{G}_s with N nodes and degree sequence \mathbf{d} , disallowing repeat edges and self-edges. Note that $M = \frac{1}{2} \sum_i d_i$. Let $\hat{\pi}$ denote a uniform distribution on $\hat{\mathcal{G}}_{N,\mathbf{d}}$ with $\hat{\pi}_s = \hat{S}_{N,\mathbf{d}}^{-1}$ and $\hat{S}_{N,\mathbf{d}} = |\hat{\mathcal{G}}_{N,\mathbf{d}}|$. The configuration ensemble of simple random networks is defined by the pair $\hat{\mathbf{G}}_{N,\mathbf{d}} = (\hat{\mathcal{G}}_{N,\mathbf{d}}, \hat{\pi})$. For further clarity, we use hats on not-already-accented mathematical objects associated with the configuration ensemble to clearly delineate those objects from analogous objects for the ER ensemble.*

There are two main classes of algorithms for sampling random networks from $\hat{\mathbf{G}}_{N,\mathbf{d}}$: random-matching methods and Markov chain Monte Carlo (MCMC) methods [11, 50]. The random-matching methods involve enumerating the d_i “stubs” of edges for each node i and then randomly matching pairs of stubs of different nodes in a “configuration” of allowable network edges [8, 13, 76]. We note that only some degree sequences \mathbf{d} are *graphical* in that there exist graphs for such a degree sequence [4]. In contrast, the MCMC methods involve taking an initial network and randomizing it via repeated stochastic rewiring, which can be studied as a Markov chain in which states represent networks and transitions represent rewiring [22, 38] (see Fig. 2). In general, there are many choices for how to implement stochastic rewiring, which can give rise to various random-network ensembles. We describe in the next section an MCMC rewiring process that converges in the limit of many rewires to uniform sampling [28] (consistent with Definition 3).

Finally, we note that there exist many other generative models for constructing random networks—stochastic block models [64, 75], exponential random graphs [42], and so on (see reviews [12, 37, 57] and references therein)—that introduce different constraints aimed toward diverse applications.

THEOREM 5 (Markov Chain Convergence for Degree-Preserved Rewiring [28]). *The Markov chain defined by Eq. 5 is ergodic and has uniform stationary distribution*

$$(6) \quad \lim_{t \rightarrow \infty} \hat{\pi}_s^{(t)} = \hat{S}_{N,\mathbf{d}}^{-1}.$$

Proof. The result follows from showing that the Markov chain is connected, aperiodic and degree regular [28]. \square

REMARK 2.3. See [34, 35] for research relating the rate of convergence to properties of the set of degrees that is preserved under rewiring.

3. Main Results. Our approach for efficient network-ensemble comparison involves using a perturbation analysis of stochastic rewiring processes associated with random-network ensembles. In Sec. 3.1, we define and analyze a uniform stochastic-rewiring process. In Sec. 3.2, we analyze the distributional convergence of network summary statistics (including VNE) for networks undergoing stochastic rewiring. In Sec. 3.3, we develop a first-order perturbation analysis for the effect of rewiring on VNE. In Sec. 3.4, we study the expected perturbation to VNE and the Laplacian matrix under uniform rewiring. In Sec. 3.5, we provide a roadmap for how this approach can be extended to other rewiring processes and other summary statistics.

3.1. Convergence of Network Ensembles obtained under Stochastic Rewiring. In this section, we define and study convergence for a sequences $\{\mathbf{G}^{(t)}\}$ of random-network ensembles arising from two stochastic rewiring processes. We begin by defining another stochastic rewiring process: uniform rewiring.

DEFINITION 6 (Uniform Rewiring). *Uniform rewiring is a stochastic map $T_U : \mathcal{G}_{N,M} \rightarrow \mathcal{G}_{N,M}$ defined by $(\mathcal{V}, \mathcal{E}) \rightarrow (\mathcal{V}, \mathcal{E}')$, where \mathcal{E}' is given by the following stochastic process. Choose uniformly at random an edge $(i, j) \in \mathcal{E}$ and remove it from \mathcal{E} . Then choose uniformly at random a new edge (i', j') from the $N(N-1)/2 - M + 1$ possible edges outside of $\mathcal{E} \setminus (i, j)$ [that is, allowing re-selection of (i, j)], and add the edge to \mathcal{E} . It follows that $\mathcal{E} \mapsto (\mathcal{E} \setminus (i, j)) \cup (i', j')$.*

Because N and M are invariant under uniform rewiring, iterative uniform rewiring can be modeled as a random walk on the set $\mathcal{G}_{N,M} = \{G_s\}$, which we enumerate using $s \in \{1, \dots, S_{N,M}\}$. We let $G^{(t)} \in \mathcal{G}_{N,M}$ denote a network after it undergoes t rewires and $\pi_s^{(t)}$ denote the probability that $G^{(t)} = G_s$. Obviously, $\pi_s^{(0)} = 1$ for s such that $G^{(0)} = G_s$ and $\pi_s^{(0)} = 0$ otherwise. The evolution of $\pi^{(t)}$ is given by

$$(7) \quad \pi_s^{(t+1)} = \sum_r \pi_r^{(t)} P_{rs},$$

where P_{rs} is a transition matrix describing the probability that network G_r will become G_s after a uniform rewire.

We identify the following limiting behavior for $\pi^{(t)}$.

THEOREM 7 (Convergence of Uniform Rewiring). *The Markov chain for uniform rewiring (7) is ergodic and has uniform stationary distribution*

$$(8) \quad \lim_{t \rightarrow \infty} \pi_s^{(t)} = S_{N,M}^{-1}.$$

Proof. See Appendix A. \square

We now define a notion of convergence for a sequence $\{\mathbf{G}^{(t)}\}$ of random-network ensembles.

DEFINITION 8 (Convergence of Random-Network Ensembles). *Let $\{\mathbf{G}^{(t)}\}$ denote a sequence of random-network ensembles in which $\mathbf{G}^{(t)} = (\{G_s\}, \pi^{(t)})$. We say that $\mathbf{G}^{(t)}$ converges to $\mathbf{G} = (\{G_s\}, \pi)$ iff*

$$(9) \quad \mathbf{G}^{(t)} \rightarrow \mathbf{G} \Leftrightarrow \pi^{(t)} \rightarrow \pi.$$

We are now ready to describe the convergence of random-network ensembles arising from stochastic uniform and degree-preserved rewiring.

COROLLARY 9 (ER Ensemble Convergence). *Consider the ensemble of random networks $\mathbf{G}^{(t)} = (\mathcal{G}_{N,M}, \pi^{(t)})$ obtained by t uniform rewires of an initial network $\mathbf{G}^{(0)} \in \mathcal{G}_{N,M}$. The sequence $\{\mathbf{G}^{(t)}\}$ of ensembles converges to the ER ensemble given by Definition 2,*

$$(10) \quad \lim_{t \rightarrow \infty} \mathbf{G}^{(t)} = \mathbf{G}_{N,M}.$$

Proof. The result follows straightforwardly from Theorem 7. \square

COROLLARY 10 (Configuration-Model Ensemble Convergence). *Consider the ensemble of random networks $\hat{\mathbf{G}}^{(t)} = (\hat{\mathcal{G}}_{N,\mathbf{d}}, \hat{\pi}^{(t)})$ that is obtained by t degree-preserved rewires of an initial network $\hat{\mathbf{G}}^{(0)} \in \hat{\mathcal{G}}_{N,\mathbf{d}}$. The sequence $\{\hat{\mathbf{G}}^{(t)}\}$, where $\hat{\mathbf{G}}^{(t)} = (\{\hat{G}_s\}, \hat{\pi}^{(t)})$, converges to the configuration model ensemble given by Definition 3,*

$$(11) \quad \lim_{t \rightarrow \infty} \hat{\mathbf{G}}^{(t)} = \hat{\mathbf{G}}_{N,\mathbf{d}}.$$

Proof. The result follows straightforwardly from Theorem 5. \square

3.2. Distributional Convergence of Network Summary Statistics. We now study the distribution of VNE and other summary statistics for random-network ensembles associated with uniform and degree-preserved rewiring.

THEOREM 11 (Distributional Convergence of Network Statistics). *Let $\{\pi^{(t)}\}$ and $\{\hat{\pi}^{(t)}\}$ describe sequences of probability distributions over $\mathcal{G}_{N,M}$ and $\hat{\mathcal{G}}_{N,\mathbf{d}}$, respectively, for the uniform and degree-preserved rewiring processes. Further, let $f : \{G_s\} \mapsto \mathbb{R}$ denote any scalar-valued function on a network and let*

$$(12) \quad \begin{aligned} P^{(t)}(f) &= \sum_{s=1}^{S_{N,M}} \pi_s^{(t)} \delta_{f(G_s)}(f) \\ \hat{P}^{(t)}(f) &= \sum_{s=1}^{\hat{S}_{N,\mathbf{d}}} \hat{\pi}_s^{(t)} \delta_{f(\hat{G}_s)}(f) \end{aligned}$$

denote the respective distributions of f across the associated random-network ensembles $\mathbf{G}^{(t)}$ and $\hat{\mathbf{G}}^{(t)}$. Here, $\delta_g(f)$ is the Dirac delta function with weight concentrated at $f = g$ [i.e., $\delta_g(f) = \delta(f - g)$]. The following limits converge in distribution as $t \rightarrow \infty$

$$(13) \quad \begin{aligned} P^{(t)}(f) &\xrightarrow{d} P^{(N,M)}(f) \\ \hat{P}^{(t)}(f) &\xrightarrow{d} \hat{P}^{(N,\mathbf{d})}(f), \end{aligned}$$

where $P^{(N,M)}(f)$ and $\hat{P}^{(N,\mathbf{d})}(f)$ denote the distributions of $f(G)$ for the ER and configuration random-network ensembles, respectively.

Proof. We take the limit of both sides of the equations in (12). Because the summations are finite, the limits can be taken inside the summation. The equations in (13) follow directly from Eqs. (9) and (10). \square

COROLLARY 12 (Distributional Convergence of VNE). *Letting $f : \{G_s\} \mapsto \mathbb{R}$ denote VNE, $h(G_s)$, given by Definition 1, Eq. (13) implies*

$$(14) \quad \begin{aligned} P^{(t)}(h) &\xrightarrow{d} P^{(N,M)}(h) \\ \hat{P}^{(t)}(h) &\xrightarrow{d} \hat{P}^{(N,\mathbf{d})}(h), \end{aligned}$$

where $P^{(N,M)}(h)$ and $\hat{P}^{(N,\mathbf{d})}(h)$ denote the distributions of VNE for the ER and configuration random-network ensembles, respectively.

3.3. Perturbation of VNE and Laplacian Matrices. Having characterized the long-time behavior (i.e., after many rewires) of networks subjected to uniform and degree-preserving rewiring processes (as well as their associated network statistics such as VNE), we now turn our attention to studying the effect on VNE due to a small number of rewires. To this end, in this section we develop a first-order perturbation analysis for VNE. We begin by presenting a well-known result that describes the first-order perturbation of eigenvalues and eigenvectors of a symmetric matrix, which we present for an unnormalized Laplacian L .

THEOREM 13 (Perturbation of Simple Eigenvalues and their Eigenvectors [5]). *Let L be a symmetric $N \times N$ matrix with simple eigenvalues $\{\lambda_i\}$ and normalized eigenvectors $\{\mathbf{v}^{(i)}\}$. Consider a fixed symmetric perturbation matrix ΔL , and let $L(\epsilon) = L + \epsilon \Delta L$. We denote the eigenvalues and eigenvectors of $L(\epsilon)$ by $\lambda_n(\epsilon)$ and $\mathbf{v}^{(n)}(\epsilon)$, respectively, for $i = 1, 2, \dots, N$. It follows that*

$$(15) \quad \begin{aligned} \lambda_i(\epsilon) &= \lambda_i + \epsilon \lambda'_i(0) + \mathcal{O}(\epsilon^2), \\ \mathbf{v}^{(i)}(\epsilon) &= \mathbf{v}^{(i)} + \epsilon \mathbf{v}^{(i)'}(0) + \mathcal{O}(\epsilon^2), \end{aligned}$$

and the derivatives with respect to ϵ at $\epsilon = 0$ are given by

$$(16) \quad \begin{aligned} \lambda'_i(0) &= (\mathbf{v}^{(i)})^T \Delta L \mathbf{v}^{(i)} \\ \mathbf{v}^{(i)'}(0) &= \sum_{j \neq i} \frac{(\mathbf{v}^{(j)})^T \Delta L \mathbf{v}^{(i)}}{\lambda_i - \lambda_j} \mathbf{v}^{(j)}. \end{aligned}$$

Proof. See [5]. \square

REMARK 3.1. *For the unnormalized Laplacian matrix L , $\lambda_1(\epsilon) = 0$ and $\mathbf{v}^{(1)}(\epsilon) = N^{1/2} \mathbf{1}$ for all values of ϵ . Any allowable perturbation matrix ΔL will have the same null space as L , $\text{span}(\mathbf{1})$, and so $\lambda'_1(0) = 0$ and $\mathbf{v}^{(1)'}(0) = \mathbf{0}$.*

REMARK 3.2. *The first-order approximations in Eq. (15) are accurate when the perturbations are small. However, the regime for which this approximation is valid (i.e., how small ϵ needs to be) generally depends on L , ϵ , and the perturbation ΔL . Accuracy typically requires $\epsilon \lambda'_i(0) / \lambda_i$ to be small [80].*

We now present a first-order perturbation analysis of the VNE for a network subjected to a modification.

THEOREM 14 (First-Order Perturbation of VNE). *Let $h(0)$ denote the VNE given by Definition 1 for an unnormalized network Laplacian L with simple eigenvalues $\{\lambda_i\}$, and let $h(\epsilon)$ denote the VNE for the network after it undergoes a network modification encoded by $L(\epsilon) = L + \epsilon\Delta L$. We assume the eigenvalues of $L(\epsilon)$ are simple. The first-order expansion in ϵ for the perturbed VNE is*

$$(17) \quad h(\epsilon) = h(0) + \epsilon h'(0) + \mathcal{O}(\epsilon^2),$$

where

$$(18) \quad h'(0) = -\frac{1}{2M} \sum_i (\mathbf{v}^{(i)})^T \Delta L \mathbf{v}^{(i)} \left(\log_2 \left(\frac{\lambda_i}{2M} \right) + \frac{1}{\ln(2)} \right).$$

Proof. See Appendix B □

REMARK 3.3. *The Laplacian matrix L for networks consisting of k connected components will have K eigenvalues $\lambda_1 = \lambda_2 = \dots = \lambda_k = 0$. In this case, as well as other scenarios with eigenvalues having multiplicity greater than or equal to two, Eqs. (15)–(18) can be used to estimate the perturbation of the remaining simple eigenvalues that have multiplicity one, and for which $\frac{1}{\lambda_i - \lambda_j}$ is guaranteed to be finite.*

COROLLARY 15 (Edge Perturbation of von Neumann Entropy). *When the network is modified by adding (+) or removing (-) an unweighted edge (p, q) , the Laplacian perturbation matrix takes the form*

$$(19) \quad \Delta L_{ij}^{(pq)} = \begin{cases} \pm 1, & (i, j) \in \{(p, p), (q, q)\} \\ \mp 1, & (i, j) \in \{(p, q), (q, p)\} \\ 0, & \text{otherwise,} \end{cases}$$

and Eq. (18) can be simplified as

$$(20) \quad h'(0) = -\frac{1}{2M} \sum_{i=1}^N \pm (\mathbf{v}_p^{(i)} - \mathbf{v}_q^{(i)})^2 \left(\log_2 \left(\frac{\lambda_i}{2M} \right) + \frac{1}{\ln(2)} \right),$$

where \pm corresponds to addition and removal, respectively.

Proof. See Appendix C □

COROLLARY 16 (Edge-Set Perturbation of von Neumann Entropy). *When the network is modified by adding a set of edges \mathcal{E}^+ and removing a set \mathcal{E}^- , the Laplacian perturbation matrix takes the form*

$$(21) \quad \Delta L_{ij}^{(\mathcal{E}^+, \mathcal{E}^-)} = \sum_{(p,q) \in \mathcal{E}^+} \Delta L_{ij}^{(pq)} - \sum_{(p,q) \in \mathcal{E}^-} \Delta L_{ij}^{(pq)},$$

where $\Delta L_{ij}^{(pq)}$ is given by Eq. (19), and Eq. (18) becomes

$$(22) \quad h'(0) = -\frac{1}{2M} \sum_{i=1}^N \left(\sum_{(p,q) \in \mathcal{E}^+} (\mathbf{v}_p^{(i)} - \mathbf{v}_q^{(i)})^2 - \sum_{(p,q) \in \mathcal{E}^-} (\mathbf{v}_p^{(i)} - \mathbf{v}_q^{(i)})^2 \right) \times \left(\log_2 \left(\frac{\lambda_i}{2M} \right) + \frac{1}{\ln(2)} \right).$$

Proof. The proof is straightforward using the linearity property of edge additions and removals. □

3.4. Expected Perturbations under Uniform Rewiring. In this section, we describe the expected perturbations due to uniform rewiring. We note that solving the expected perturbations under degree-preserved stochastic rewiring is much more difficult and is left for future research.

THEOREM 17 (Expected Change to the Laplacian under Uniform Rewiring). *Consider an undirected unweighted network G with N nodes, M edges, adjacency matrix A , node degrees $\{d_i\}$, and Laplacian matrix L . The expected change ΔL to L under uniform rewiring (see Definition 6) is given by*

$$(23) \quad \mathbf{E}[\Delta L_{ij}] = \begin{cases} \frac{N-1-d_i}{\frac{N(N-1)}{2}-M+1} - \frac{d_i}{M} & \text{if } i = j \\ \frac{A_{ij}}{M} - \frac{1-A_{ij}}{\frac{N(N-1)}{2}-M+1} & \text{if } i \neq j \end{cases}$$

Proof. See Appendix D □

COROLLARY 18 (Expected First-Order Perturbation under Uniform Rewiring).

Under uniform rewiring (see Definition 6), the expected first-order terms for $\lambda_i(\epsilon)$ and $\mathbf{v}^{(i)}(\epsilon)$ [see Eq. (16)] and $h(\epsilon)$ [see Eq. (18)] are given by

$$(24) \quad \mathbf{E}[\lambda'_n(0)] = (\mathbf{v}^{(n)})^T \mathbf{E}[\Delta L] \mathbf{v}^{(n)}$$

$$(25) \quad \mathbf{E}[\mathbf{v}^{(n)'}(0)] = \sum_{m \neq n} \frac{(\mathbf{v}^{(m)})^T \mathbf{E}[\Delta L] \mathbf{v}^{(n)}}{\lambda_n - \lambda_m} \mathbf{v}^{(m)}$$

$$(26) \quad \mathbf{E}[h'(0)] = - \sum_{n=1}^N \left(\frac{(\mathbf{v}^{(n)})^T \mathbf{E}[\Delta L] \mathbf{v}^{(n)}}{2M} \right) \left(\log_2 \left(\frac{\lambda_n}{2M} \right) + \frac{1}{\ln(2)} \right),$$

where $\mathbf{E}[\Delta L]$ is given by Eq. (23).

Proof. We take the expectation of Eqs. (16) and (18), use the linearity property for expectation, and combine these results with Eq. (23). □

3.5. Road Map for Other Rewiring Processes and Other Summary Statistics. The analytical approximations given by Thm. 17 and Corr. 18 could be obtained due to the simplicity of uniform rewiring (see Definition 6). However, this is not the case for degree-preserved rewiring (see Definition 4), for which analytical predictions for $\mathbf{E}[\Delta L_{ij}]$ and $\mathbf{E}[h'(0)]$ are beyond the scope of this paper. A main difficulty stems from the observation that the probability of rewiring a given edge (a, b) depends on whether or not it is swapped with another edge (c, d) . Given a pair of edges, $\{(a, b), (c, d)\}$, the probability of swapping $\{(a, b), (c, d)\} \rightarrow \{(a, d), (b, c)\}$ or $\{(a, b), (c, d)\} \rightarrow \{(a, c), (b, d)\}$, or not swapping at all, depends on whether or not the edges (a, c) , (a, d) , (b, c) , and (b, d) already exist. Moreover, for a given edge (a, b) , the expected change $\mathbf{E}[\Delta L_{ab}]$ requires considering the probability of swapping with all other edges $\{(c, d)\}$, and this pursuit quickly becomes intractable for large networks. Developing perturbation theory for degree-preserved rewiring (and other stochastic rewiring processes [28]) remains an important direction for future research.

Nevertheless, by iteratively simulating one single rewire, one can still numerically estimate $\mathbf{E}[h'(0)]$ (or the expected change to other summary statistics) for degree-preserved rewiring and other rewiring processes. In the following section, we will make use of these analytical and numerical predictions for $\mathbf{E}[h'(0)]$ to estimate the number of rewires necessary for empirical networks to resemble typical networks from ER and configuration-model network ensembles.

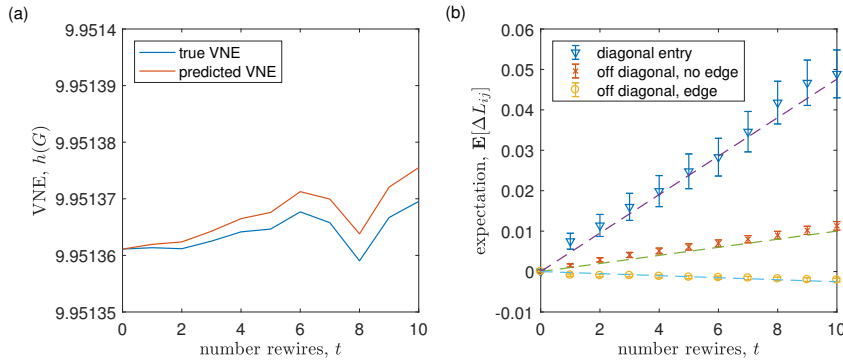


Fig. 3: (a) True values of VNE, $h(G^{(t)})$, for a network subjected to t uniform rewires compared to the first-order approximation given by Theorem 14, which uses the known perturbation of the Laplacian matrix, ΔL . (b) Comparison of the observed mean $\mathbf{E}[\Delta L_{ij}^{(t)}]$ (symbols) to its expectation given by Theorem 17 (dashed lines) for three entries: a diagonal entry ΔL_{ii} and two entries that correspond to the absence and presence, respectively, of an edge (i, j) in network $G^{(0)}$. Error bars indicate standard error across $K = 10,000$ trials of uniform rewiring.

4. Numerical Experiments. We now present numerical experiments supporting and demonstrating the utility of our results from Sec. 3. In Sec. 4.1, we support our perturbation results describing how network modifications affect VNE. In Sec. 4.2, we support our results for the distributional convergence of VNE for stochastic uniform and degree-preserved rewiring processes. In Sec. 4.3, we highlight an application of our analysis: network-ensemble comparison for empirical networks.

4.1. Perturbation Results. We first provide numerical validation for the first-order approximation given by Eq. (17), which estimates how a network modification encoded by the perturbed Laplacian matrix ΔL affects VNE. We created a random ER network with $N = 1000$ nodes and $M = 50,000$ edges, and subjected it to iterative uniform rewiring. We denote the original network $G^{(0)}$ and the network after t steps of uniform rewiring by $G^{(t)}$, and we use $L^{(t)}$ and $h_t = h(G^{(t)})$ to denote the respective Laplacian matrices and VNEs for each $t = 0, 1, 2, \dots$. In Fig. 3(a), we compare the true values of $\{h_t\}$ of the rewired network with predicted values using the first-order approximation given by Eq. (17) for $K = 1$ trial of uniform rewiring. These are in very good agreement for small t . We point out that the first-order approximation is expected to improve in accuracy as the eigenvalues $\{\lambda_i\}$ become larger, which typically occurs as N and M increase. We note that the first-order approximations described in Sec. 3.3 can become inaccurate when N and M are too small.

In the next experiment, we support the results of Sec. 3.4 in which we analyze the expected changes $\mathbf{E}[\Delta L]$ and $\mathbf{E}[\Delta h]$ under uniform rewiring. We created an ER network with $N = 100$ nodes and $M = 1,000$ edges, and subjected it to $K = 10,000$ trials of iterative uniform rewiring. In Fig. 3(b), we compare the empirical mean $\mathbf{E}[\Delta L_{ij}^{(t)}]$ (symbols) to its expectation given by Theorem 17 (dashed lines). We make the comparison for three entries: ΔL_{ii} for a diagonal entry, ΔL_{ij} for an entry in which (i, j) is an edge in $G^{(0)}$, and ΔL_{ij} for an entry in which (i, j) is not an edge in $G^{(0)}$. Error bars indicate standard error.

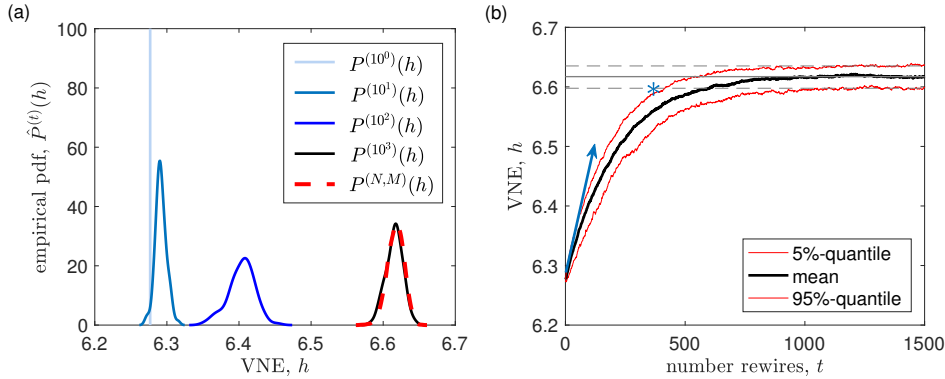


Fig. 4: Evolution of empirical distribution $P^{(t)}(h)$ of VNE for a word-adjacency network [56] subjected to stochastic uniform rewiring. (a) We compare $P^{(t)}(h)$ for $t \in \{0, 10, 100, 1000\}$ to an empirical VNE distribution $P^{(N,M)}(h)$ for the ER random-network ensemble with identical N and M . As $t \rightarrow \infty$, $P^{(t)}(h)$ evolves from a Dirac delta function $\delta_{h_0}(h)$ at $t = 0$ to $P^{(N,M)}(h)$. (b) We compare the 5% quantile, mean, and 95% quantile for $P^{(t)}(h)$ to those of $P^{(N,M)}(h)$ (horizontal lines). The blue arrow indicates the slope $\mathbf{E}[h'(0)]$ which we approximate by Eq. (26). The blue star indicates the intersection between the $\alpha = 5\%$ quantile of $P^{(N,M)}(h)$ and an extrapolation that has initial slope $\mathbf{E}[h'(0)]$ and converges to the mean $\bar{h}^{(N,M)}$ of $P^{(N,M)}(h)$ such that the difference exponentially decays. In Sec. 4.3, we define an efficient quantity for network-ensemble comparison, B_α , based on this exponential extrapolation.

4.2. Distributional Convergence of VNE. In Sec. 3.2, we showed that the distribution of VNEs across the ensemble of networks obtained after iterative stochastic uniform and degree-preserved rewires converges, respectively, to the distribution of VNEs across the ER and configuration random-network ensembles. Here, we support this result by studying uniform rewiring for an empirical network: an adjacency network of words in the novel David Copperfield by Charles Dickens [56]. The network contains $N = 112$ nodes (which represent the adjectives and nouns with highest frequency in the book) and $M = 425$ edges (which represent a pair of words that occur adjacent to one another).

We study how stochastic rewiring affects the VNE of this network by considering the distribution $P^{(t)}(h)$ of VNEs across networks $G^{(t)}$ obtained after t rewires. In Fig. 4(a), we show by solid curves the empirical distributions $P^{(t)}(h)$ for several values of $t \in \{0, 10, 100, 1000\}$. The distributions are estimated using $K = 1,000$ trials of rewiring for each t . Note that at time $t = 0$, $P^{(0)}(h) = \delta_{h_0}(h)$ is a Dirac delta function at $h_0 = h(G^{(0)}) \doteq 6.277$. As t increases, $P^{(t)}(h)$ widens and shifts to the right and eventually converges to $P^{(N,M)}(h)$, the distribution of VNE for the corresponding ER ensemble $\mathbf{G}_{N,M}$ (estimated using $K = 10,000$ sample ER networks and shown by the dashed curve).

In Fig. 4(b), we further study the convergence of $P^{(t)}(h) \rightarrow P^{(N,M)}(h)$ by plotting the 5% quantile, mean and 95% quantile of $P^{(t)}(h)$. These respectively converge to the 5% quantile, mean and 95% quantile for the distribution $P^{(N,M)}(h)$. The horizontal

solid line indicates the mean VNE across $\mathbf{G}_{N,M}$ given by

$$(27) \quad \bar{h}^{(N,M)} = \int_0^\infty h P^{(N,M)}(h') dh'.$$

We define the α -quantile of $P^{(N,M)}(h)$ by

$$(28) \quad H^{(N,M)}(\alpha) = H \quad \text{such that} \quad \alpha = \int_0^H P^{(N,M)}(h') dh',$$

and we plot $H^{(N,M)}(0.05)$ and $H^{(N,M)}(0.95)$ by horizontal dashed lines. These quantiles were numerically approximated for $K = 10,000$ sample ER networks. Numerically estimating $H^{(N,M)}(\alpha)$ is obviously associated with a computational cost, which depends on the accuracy required by the application. We note, however, that any network-ensemble comparison using network summary statistics requires knowledge about how the summary statistic varies across the network ensemble. This highlights the need for further theory development for the distribution of VNE (and other summary statistics) across network ensembles.

Returning to Fig. 4(b), because $h(G^{(0)}) \doteq 6.277$ is much smaller than the typical VNE values for the ensemble, the empirical network is much more irregular than is typical for the ensemble. Moreover, one can observe in Fig. 4(b) that the distribution $P^{(t)}(h)$ obtained after $t = 1000$ uniform rewires closely resembles the distribution $P^{(N,M)}(h)$. We can therefore conclude from Fig. 4 that the word-adjacency network is atypical for the ER random-network ensemble. In the next section, we more rigorously describe how to use the VNE of stochastically rewired networks to study and quantify network-ensemble comparisons.

4.3. Network-Ensemble Comparisons for Empirical Networks. Given the convergence $P^{(t)}(h) \rightarrow P^{(N,M)}(h)$, there are many different ways to define and quantify what it means for a network to “resemble a typical network.” For example, one could ask how many rewires are necessary for $\bar{h}^{(t)}$, the mean VNE of a network obtained after t rewires, to be within some range of the ensemble mean, $\bar{h}^{(N,M)}$. Or one could measure the smallest t such that $\bar{h}^{(t)} \in [H^{(N,M)}(\alpha), H^{(N,M)}(1 - \alpha)] \subset \mathbb{R}$, where $H^{(N,M)}(\alpha)$ is the α -quantile given by Eq. (28). Another possibility is to ask how many rewires are necessary (on average) for $h_t = h(G^{(t)})$ of a rewired network $G^{(t)}$ to first fall within this range—that is, the mean hitting time

$$(29) \quad \tau_\alpha = \mathbf{E} \left[\min_t \{t : h_t \in [H^{(N,M)}(\alpha), H^{(N,M)}(1 - \alpha)]\} \right].$$

Given that a stochastic rewiring process can be modeled as a random walk on a set of networks, τ_α is equivalent to the mean first-passage time for a random walk that starts at network $G^{(0)}$ and reaches the subset of networks $\{G_s \in \mathcal{G}_{N,M} : h(G_s) \in [H^{(N,M)}(\alpha), H^{(N,M)}(1 - \alpha)]\}$. Unfortunately, these methods are computationally expensive in that they require one to simulate $t \gg 1$ stochastic rewires across $K \gg 1$ independent trials of rewiring, all while computing the VNE for the many rewired network realizations.

Thus motivated, we propose a computationally efficient technique for network-ensemble comparison that does not require computing the VNE of rewired networks. In fact, it avoids simulating stochastic rewires altogether. Instead, we introduce a quantity that utilizes our first-order perturbation analysis of Sec. 3.4.

DEFINITION 19 (Exponential Extrapolation for α -Quantile Intersect). *Suppose we fit an exponential model to h_t , which has the following form*

$$(30) \quad \tilde{h}(t) = \bar{h}^{(N,M)} - (\bar{h}^{(N,M)} - h_0) \exp\left(-\frac{\mathbf{E}[h'(0)]}{\bar{h}^{(N,M)} - h_0} t\right)$$

The model satisfies the conditions that when $t = 0$ we have $\tilde{h}(0) = h_0$, $\tilde{h}'(0) = \mathbf{E}[h'(0)]$, and $\tilde{h}(t) \rightarrow \bar{h}^{(N,M)}$ as $t \rightarrow \infty$.

By solving the equation

$$(31) \quad \tilde{h}(B_\alpha) = H^{(N,M)}(\alpha)$$

we obtain

$$(32) \quad B_\alpha = -\log\left(\frac{\bar{h}^{(N,M)} - H^{(N,M)}(\alpha)}{\bar{h}^{(N,M)} - h_0}\right) \frac{\bar{h}^{(N,M)} - h_0}{\mathbf{E}[h'(0)]}$$

where $H^{(N,M)}(\alpha)$ is given by Eq. (28), $\bar{h}^{(N,M)}$ is given by Eq. (27) and $\mathbf{E}[h'(0)]$ is given by Eq. (26). Note that for B_α to be properly defined, $(\bar{h}^{(N,M)} - H^{(N,M)}(\alpha))$ must have the same sign as $(\bar{h}^{(N,M)} - h_0)$. For example, if $h_0 < \bar{h}^{(N,M)}$, then α could be 0.05 but not 0.95.

The quantity B_α is an exponential extrapolation that estimates the number t of uniform rewires required to modify a given network so that h_t falls between the α and $(1 - \alpha)$ quantiles of $P^{(N,M)}(h)$. For example, returning to the experiment described in Sec. 4.2, the blue arrow in Fig. 4(b) indicates the initial slope $\mathbf{E}[h'(0)]$, and the blue star indicates the intersection point $(B_\alpha, H^{(N,M)}(\alpha))$ for $\alpha = 0.05$ at which $\tilde{h}(B_\alpha) = H^{(N,M)}(\alpha)$.

Network	N	M	Reference
dolphin social network	62	159	[46]
Les Misérables characters	77	254	[41]
word adjacency in David Copperfield	112	425	[56]
jazz collaborations	198	2742	[33]
C. elegans neuronal network	297	2148	[82]
C. elegans metabolic network	453	2025	[25]
world airport network	500	2980	[21]
Caltech Facebook network	762	16651	[81]
university email messages	1133	5451	[36]
U. S. power grid	4941	6594	[82]

Table 1: Empirical networks studied in Fig. 5.

We now study network-ensemble comparisons for the empirical networks described in Table 1. In Fig. 5(a), we compare B_α given by Eq. (32) to the mean first-passage time τ_α given by Eq. (29) for the associated ER ensemble. For each empirical network, we perform $K = 10$ independent simulations of repeated uniform rewiring, which we iterate until $h_t \in [H(\alpha), H(1 - \alpha)]$ (the ‘‘hitting’’ criterion). The α -quantiles of $P^{(N,M)}(h)$ are estimated using $K = 100$ samples from the ER random-network

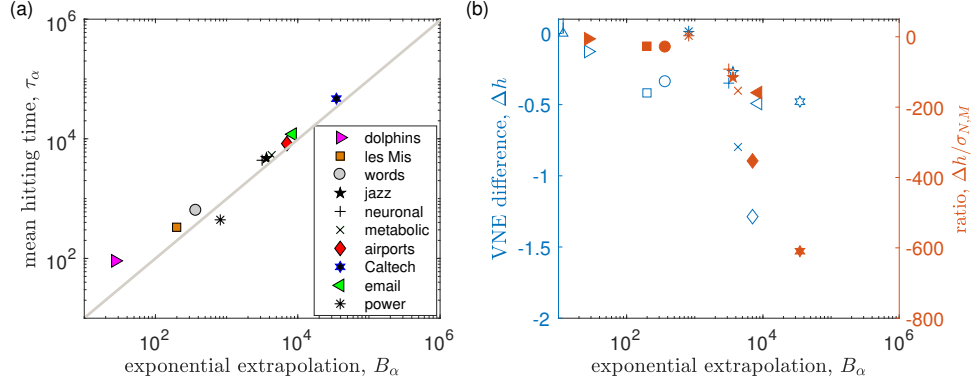


Fig. 5: Network-ensemble comparisons for the empirical networks in Table 1 and the associated ER ensembles. (a) Observed mean hitting times τ_α given by Eq. (29) strongly correlate with the exponential extrapolation B_α given by Eq. (32) (shown with $\alpha = 0.05$). (b) We compare B_α to the difference $\Delta h = h(G^{(0)}) - \bar{h}^{(N,M)}$ between the VNE of the empirical networks, $h(G^{(0)})$, and the mean VNE across the appropriate ER ensembles, $\bar{h}^{(N,M)}$ (blue symbols, left vertical axis) as well as to the ratio of Δh to the standard deviation $\sigma_{N,M}$ of $P^{(N,M)}(h)$ (red symbols, right vertical axis).

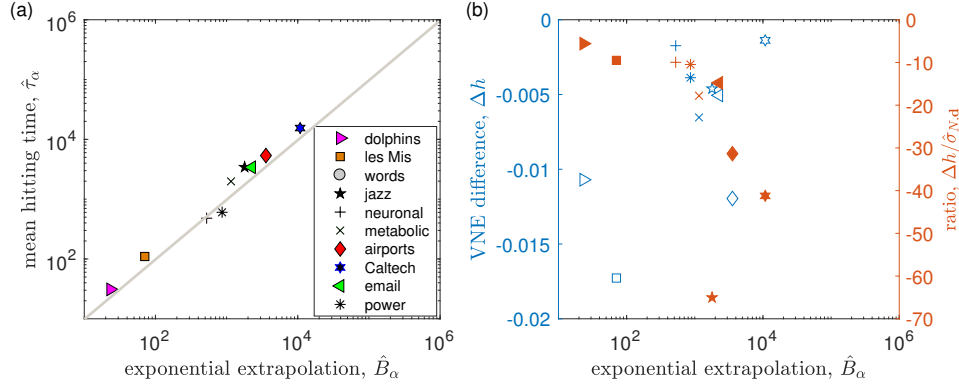


Fig. 6: Network-ensemble comparisons for the empirical networks in Table 1 and the configuration model. (a) Observed mean hitting times $\hat{\tau}_\alpha$ strongly correlate with the exponential extrapolation \hat{B}_α given by Eq. (32) (shown with $\alpha = 0.05$), which uses a numerical estimate for $\mathbf{E}[h'(0)]$. (b) Comparison of \hat{B}_α to $\Delta h = h(G^{(0)}) - \bar{h}^{(N,d)}$ (blue symbols, left vertical axis) and to the ratio of $\Delta h/\hat{\sigma}_{N,d}$ (red symbols, right vertical axis), where $\hat{\sigma}_{N,d}$ is the standard deviation of $\hat{P}^{(N,d)}(h)$.

ensemble. We observe a strong linear correlation between B_α and τ_α . In fact, the results fall along a diagonal line indicating $\tau_\alpha = B_\alpha$. In Fig. 5(b), we compare B_α to two other quantities: (i) the difference $\Delta h = h(G^{(0)}) - \bar{h}^{(N,M)}$ in VNE between the original network and the ensemble mean $\bar{h}^{(N,M)}$ as well as (ii) the ratio of Δh to the standard deviation $\sigma_{N,M}$ of $P^{(N,M)}(h)$. Interestingly, these two other quantities

do not as strongly correlate with B_α and τ_α . Finally, we note that the result for the power grid in Fig. 5 does not use the first-order approximation for $\mathbf{E}[h'(0)]$ given by Eq. (26). We find that it is not accurate for this network, and in fact has the wrong sign, which causes the exponential extrapolation given by Eq. (30) to diverge rather than converge. (Interestingly, the power grid is the only network in Table 1 for which $h_0 > \bar{h}^{(N,M)}$ and $\mathbf{E}[h'(0)] < 0$.) Therefore, for this network we used a numerical estimate for $\mathbf{E}[h'(0)]$ based on the of VNE change ($h_1 - h_0$) due to a single uniform rewire, which we averaged across 1000 simulations (see discussion in Sec. 3.5).

In Fig. 6, we present similar results as those shown in Fig. 5, except we now compare the empirical networks from Table 1 to configuration-model ensembles containing networks with the same degree sequence. We estimated $\hat{H}^{(N,d)}(\alpha)$ —which is given by Eq. (28) under the variable substitution $\hat{P}^{(N,d)}(h) \mapsto P^{(N,M)}(h)$ —by sampling the configuration-model ensemble using degree-preserved rewiring. Starting with the associated empirical network, we implemented 10^5 degree-preserved rewires. Then, we implemented 10^5 additional rewires, sampling the network’s VNE every 100 rewires, which allowed us to estimate $\hat{P}^{(N,d)}(h)$ and $\hat{H}^{(N,d)}(\alpha)$ using $K = 1000$ VNE samples. To numerically estimate $\mathbf{E}[h'(0)]$ (see Sec. 3.5), we simulated 1000 degree-preserved rewires, each time modifying the original network by a single rewire, and computed mean difference ($h_1 - h_0$) across the simulations. Using this estimate for $\mathbf{E}[h'(0)]$, we obtained an exponential extrapolation for the intersect of h_t with $\hat{H}^{(N,d)}(\alpha)$ using Eq. (32) with the variable substitutions $\bar{h}^{(N,d)} \mapsto \bar{h}^{(N,M)}$ and $\hat{H}^{(N,d)} \mapsto H^{(N,M)}$.

In Fig. 6(A), we compare \hat{B}_α to an empirical mean hitting time $\hat{\tau}_\alpha$ given by Eq. (29) under the variable substitution $\hat{H}^{(N,d)} \mapsto H^{(N,M)}$. In Fig. 6(B), we show that $\Delta h = h(\hat{G}^{(0)}) - \bar{h}^{(N,d)}$ and $\Delta h / \hat{\sigma}_{N,d}$, where $\hat{\sigma}_{N,d}$ is the empirical standard deviation of $\hat{P}^{(N,d)}(h)$, do not strongly correlate with \hat{B}_α (or $\hat{\tau}_\alpha$). It can be observed that the empirical networks generally require fewer stochastic rewires to obtain typical VNE values for the configuration-model ensembles than was required for the ER ensembles (recall Fig. 5). Interestingly, the word-adjacency network [56] (see also Fig. 4) is omitted from Fig. 6(A), because it was found to lie within the $\alpha = 0.05$ and $\alpha = 0.95$ quantiles of $\hat{P}^{(N,d)}(h)$, indicating that it closely resembles a typical configuration-model graph according to the VNE statistic.

5. Discussion. We have studied the von Neumann Entropy (VNE) of networks subjected to two stochastic rewiring processes: uniform and degree-preserved rewiring. We presented our main mathematical results in Sec. 3. First, we proved that the network-ensemble given by networks obtained through iterative uniform rewiring converges to the Erdős-Rényi ensemble $\mathbf{G}_{N,M}$ of simple networks. Next, we proved that the distribution of network summary statistics for networks obtained from iterative uniform and degree-preserved rewiring converge to their respective distributions associated with the Erdős-Rényi $\mathbf{G}_{N,M}$ and configuration $\hat{\mathbf{G}}_{N,d}$ ensembles (offering insight toward network-ensemble comparisons). We also conducted a perturbation analysis for how rewiring affects VNE, offering insight toward network-network comparisons. In particular, we obtained a first-order approximation for the expected change in VNE after t uniform rewires.

In Sec. 4, we showed that the study of VNE for an empirical network subjected to repeated uniform rewires allows one to assess how many rewires are required before the rewired networks obtain VNE values that are typical for the $\mathbf{G}_{N,M}$ and $\hat{\mathbf{G}}_{N,d}$ ensembles. Importantly, such a numerical study can be computationally infeasible since it can require simulating many steps of rewiring, many independent trials of

rewiring, and repeated calculations of VNE for the rewired networks. Thus motivated, we introduced a computationally efficient quantity B_α to quantify network-ensemble comparisons. It combines our perturbation and convergence analyses and is based on an exponential extrapolation for when the VNE of rewired networks intersects an α quantile of the VNE distribution $P(h)$ for the appropriate ensemble (see Fig. 4). The quantity B_α is computationally efficient since it does not require iteratively rewiring a network nor recomputing VNE for these networks. In the case of $\mathbf{G}_{N,M}$, B_α used an analytical approximation for the perturbative influence of uniform rewiring on VNE (see Corr. 18). In the case of $\hat{\mathbf{G}}_{N,d}$, \hat{B}_α required a numerical estimate for the perturbative influence of degree-preserved rewiring on VNE, which provides a road map for how to extend this methodology for other random-network ensembles [12, 37, 57] and other stochastic rewiring processes [28]. Because the approach of linearizing the effect of stochastic rewires to estimate network-ensemble comparisons is computationally efficient, future work should explore its application to model selection and hypothesis testing [7, 16, 42, 51].

To our knowledge, this is the first use of VNE for network-ensemble comparison. We have focused on VNE due to growing interest in VNE-based network-network comparisons, such as clustering network layers in multilayer networks [23, 24]. We point out, however, that our mathematical techniques—specifically, the approach of linearizing the effect of rewiring so as to obtain an exponential extrapolation B_α —can be extended to study convergence and assess network-ensemble comparisons through other network summary statistics (e.g., degree distribution, size, clustering coefficient, and so on). For example, it would be interesting to extend our work to a complementary definition for VNE that was recently introduced [23]. Because one can numerically approximate the linear effect of stochastic rewiring on a summary statistic (e.g., see the results in Fig. 6 and discussion in Sec. 3.5), our approach should be widely generalizable to other network summary statistics as well as vectors of statistics. This approach may shed light toward the relation between different summary statistics and identify which ones are more meaningful to different network ensembles, whether it's basic statistics, information-theoretic measures such as VNE (e.g., Eq. (3) or otherwise [23]), or some new summary statistic yet to be discovered.

Appendix A. Proof of Theorem 7.

Proof. The result follows from showing the Markov chain is connected, aperiodic and degree regular.

We first prove the Markov chain described in Eq. (7) corresponds to a connected graph. To this end, we will show for any two networks there exists a path—that is, a sequence of edge swaps allowed by uniform rewiring—between the two networks. Let $G_s = (\mathcal{V}, \mathcal{E}_s) \in \mathbf{G}_{N,M}$ and $G_r = (\mathcal{V}, \mathcal{E}_r) \in \mathbf{G}_{N,M}$ and define $\Delta^{(s)} = \mathcal{E}_s \setminus \mathcal{E}_r$ and $\Delta^{(r)} = \mathcal{E}_r \setminus \mathcal{E}_s$ indicate, respectively, the set of edges in \mathcal{E}_s and \mathcal{E}_r that are not in the other edge set. Because $M = |\mathcal{E}_s| = |\mathcal{E}_r|$, it follows that $T = |\Delta^{(s)}| = |\Delta^{(r)}|$. We enumerate the entries in $\Delta^{(s)}$ and $\Delta^{(r)}$ as $\Delta_j^{(s)}$ and $\Delta_j^{(r)}$ for $j = \{1, \dots, T\}$ and define the family of maps $T_{r,s}^{(j)} : \mathbf{G}_{N,M} \mapsto \mathbf{G}_{N,M}$ by $(\mathcal{V}, \mathcal{E}) \mapsto (\mathcal{V}, (\mathcal{E} \setminus \Delta_j^{(r)}) \cup \Delta_j^{(s)})$. It follows that

$$(33) \quad T_{r,s}^{(1)}(T_{r,s}^{(2)}(\dots T_{r,s}^{(T)}(G_r))) = G_s.$$

We can similarly define $T_{s,t}^{(j)}$ so that

$$(34) \quad T_{s,r}^{(1)}(T_{s,r}^{(2)}(\dots T_{s,r}^{(T)}(G_s))) = G_r. \quad \square$$

Next, we prove the graph is degree-regular. Consider a network $G_s \in \mathcal{G}_{N,M}$ containing N nodes and M edges. It follows that there are M possibilities for edge removal and $N(N-1)/2 - M + 1$ possibilities for new edges to add. (Here, the $+1$ allows for the removed edge to be replaced.) Moreover, for any transition $G_s \rightarrow G_r$, there exists a transition $G_r \rightarrow G_s$ with identical rate. Therefore, the Markov chain corresponds to an undirected network in which all nodes have degree $d_U = M(N(N-1)/2 - M + 1)$.

Finally, we prove aperiodicity. Because the graph is connected and contains self-edges, the Markov chain is aperiodic.

Appendix B. Proof of Theorem 14.

Proof. Taylor expansion near $\epsilon = 0$ gives

$$h(\epsilon) = h(0) + \epsilon h'(0) + \mathcal{O}(\epsilon^2).$$

Here we show that $h'(0)$ is given by Eq. (18). Using Eq. (4), the VNE entropy of a network corresponding to Laplacian matrix $L(\epsilon)$ is given by

$$(35) \quad h(\epsilon) = - \sum_i f(\lambda_i(\epsilon)),$$

where

$$(36) \quad f(x) = \frac{x}{2M} \log_2 \left(\frac{x}{2M} \right)$$

has derivative

$$\frac{df}{dx} = \frac{1}{2M} \left(\log_2 \left(\frac{x}{2M} \right) + \frac{1}{\log(2)} \right).$$

Using the linearity property of differentiation, we express the derivative of $h(\epsilon)$ via partial derivatives as

$$(37) \quad \frac{dh}{d\epsilon} = \sum_i \frac{df}{d\lambda} \frac{d\lambda}{d\epsilon}.$$

Letting $\epsilon = 0$, we find

$$(38) \quad h'(0) = \left. \frac{dh(\epsilon)}{d\epsilon} \right|_{\epsilon=0} = - \sum_i \lambda'(0) \left[\frac{1}{2M} \left(\log_2 \left(\frac{\lambda_i}{2M} \right) + \frac{1}{\log(2)} \right) \right].$$

We substitute $\lambda'(0) = \mathbf{v}^{(i)T} \Delta L \mathbf{v}^{(i)}$ from Eq. (16) to obtain Eq. (18). \square

Appendix C. Proof of Corollary 15.

Proof. For unweighted networks, all non-diagonal entries L_{ij} in are either 0 (if there is no edge) or -1 (if there is an edge $(i, j) \in \mathcal{E}$). The addition of an edge (p, q) implies $L_{pq} = L_{qp} = -1$, and because $\sum_i L_{ij} = 0$ by definition, $L_{ii} = \sum_{j \neq i} L_{ij}$ and any perturbation of off-diagonal elements must be reflected in the diagonal elements. Consideration of an edge removal leads to an analogous result, albeit with an opposite sign, and therefore ΔL must be of the form given by Eq. (19). It is straightforward to show

$$(39) \quad (\mathbf{v}^{(n)})^T \Delta L^{(pq)} \mathbf{v}^{(n)} = (\mathbf{v}_p^{(n)} - \mathbf{v}_q^{(m)})^2.$$

We substitute this result into Eq. (18) to obtain Eq. (20). \square

Appendix D. Proof of Theorem 17.

Proof. The process of randomly rewiring an edge (p, q) to (r, s) can be decomposed into two steps. The first step is removing an edge (p, q) from the original graph $G^{(0)}$, resulting in an intermediate graph $G^{(1)}$. The second step is adding an edge (r, s) to the graph $G^{(1)}$, resulting in the rewired graph $G^{(2)}$. Let $L^{(0)}$ denote the Laplacian matrix of the original graph $G^{(0)}$, $L^{(1)}$ denote the Laplacian matrix of the intermediate graph $G^{(1)}$, and $L^{(2)}$ denote the Laplacian matrix of the rewired graph $G^{(2)}$, then we have $L^{(1)} = L^{(0)} + \Delta L^{(0)}$, $L^{(2)} = L^{(1)} + \Delta L^{(1)}$. In terms of our previous notations, we have

$$(40) \quad L = L^{(0)}, \quad L' = L^{(2)}, \quad \Delta L = \Delta L^{(0)} + \Delta L^{(1)}$$

D.1. Removing an edge. Since removing an edge (p, q) means A_{pq} and A_{qp} change from 1 to 0, the elements of $\Delta L_{ij}^{(0)}$ are given by

$$(41) \quad \Delta L_{ij}^{(0)} = \begin{cases} -1 & \text{if } i = j \in \{p, q\} \\ 1 & \text{if } i \in \{p, q\} \text{ and } j \in \{p, q\} \setminus i \\ 0 & \text{otherwise.} \end{cases}$$

Using that edges are removed uniformly at random, the expected values of $\{\Delta L_{ij}^{(0)}\}$ are given by

$$(42) \quad \mathbf{E}[\Delta L_{ij}^{(0)}] = \begin{cases} P(p = i \text{ or } q = i) \times (-1) & \text{if } i = j \\ P((p = i \text{ and } q = j) \text{ or } (p = j \text{ and } q = i)) \times 1 & \text{if } i \neq j \end{cases}$$

Since there are M edges in total, and we can only remove an edge when $A_{ij} = A_{ji} = 1$, we can write down the probabilities as

$$(43) \quad P(p = i \text{ or } q = i) = \frac{d_i}{M}$$

and

$$(44) \quad P((p = i \text{ and } q = j) \text{ or } (p = j \text{ and } q = i)) = \frac{A_{ij}}{M}.$$

We substitute these probabilities into Eq. (42) to obtain

$$(45) \quad \mathbf{E}[\Delta L_{ij}^{(0)}] = \begin{cases} -\frac{d_i}{M} & \text{if } i = j \\ \frac{A_{ij}}{M} & \text{if } i \neq j \end{cases}$$

D.2. Adding an edge. Since adding an edge (r, s) means A_{rs} and A_{sr} change from 0 to 1, the elements $\{\Delta L_{ij}^{(1)}\}$ are given by

$$(46) \quad \Delta L_{ij}^{(1)} = \begin{cases} 1 & \text{if } i = j \in \{r, s\} \\ -1 & \text{if } i \in \{r, s\} \text{ and } j \in \{r, s\} \setminus i \\ 0 & \text{otherwise,} \end{cases}$$

which have the expectations

$$(47) \quad \mathbf{E}[\Delta L_{ij}^{(1)}] = \begin{cases} P(r = i \text{ or } s = i) \times 1 & \text{if } i = j \\ P((r = i \text{ and } s = j) \text{ or } (r = j \text{ and } s = i)) \times (-1) & \text{if } i \neq j. \end{cases}$$

Since there are $\frac{N(N-1)}{2}$ possible edges in total for a graph with N nodes, and we can only add an edge when $A_{ij} = A_{ji} = 0$, and $\{i, j\} \neq \{p, q\}$. Therefore, there are $R = \frac{N(N-1)}{2} - M + 1$ possible edges to add, yielding the probabilities

$$(48) \quad P(r = i \text{ or } s = i) = \frac{N - 1 - d_i}{R}$$

and

$$(49) \quad P((r = i \text{ and } s = j) \text{ or } (r = j \text{ and } s = i)) = \frac{1 - A_{ij}}{R}.$$

We substitute these probabilities into Eq. (47) to obtain

$$(50) \quad \mathbf{E}[\Delta L_{ij}^{(1)}] = \begin{cases} \frac{N-1-d_i}{R} & \text{if } i = j \\ -\frac{1-A_{ij}}{R} & \text{if } i \neq j. \end{cases}$$

D.3. Rewiring an edge. By the linearity of expectation, we have

$$(51) \quad \mathbf{E}[\Delta L] = \mathbf{E}[\Delta L^{(0)}] + \mathbf{E}[\Delta L^{(1)}].$$

We substitute Eqs. 45 and 50 into 51 to obtain

$$(52) \quad \mathbf{E}[\Delta L_{ij}] = \begin{cases} \frac{N-1-d_i}{\frac{N(N-1)}{2} - M + 1} - \frac{d_i}{M} & \text{if } i = j \\ \frac{A_{ij}}{M} - \frac{1-A_{ij}}{\frac{N(N-1)}{2} - M + 1} & \text{if } i \neq j. \end{cases} \quad \square$$

REFERENCES

- [1] S. ALIAKBARY, S. MOTALLEBI, S. RASHIDIAN, J. HABIBI, AND A. MOVAGHAR, *Distance metric learning for complex networks: Towards size-independent comparison of network structures*, Chaos: An Interdisciplinary Journal of Nonlinear Science, 25 (2015), p. 023111.
- [2] K. ANAND AND G. BIANCONI, *Entropy measures for networks: Toward an information theory of complex topologies*, Physical Review E, 80 (2009), p. 045102.
- [3] K. ANAND, G. BIANCONI, AND S. SEVERINI, *Shannon and von neumann entropy of random networks with heterogeneous expected degree*, Physical Review E, 83 (2011), p. 036109.
- [4] R. ARRATIA, T. M. LIGGETT, ET AL., *How likely is an iid degree sequence to be graphical?*, The Annals of Applied Probability, 15 (2005), pp. 652–670.
- [5] K. E. ATKINSON, *An introduction to numerical analysis*, John Wiley & Sons, 2008.
- [6] A.-L. BARABÁSI AND R. ALBERT, *Emergence of scaling in random networks*, Science, 286 (1999), pp. 509–512.
- [7] D. S. BASSETT, M. A. PORTER, N. F. WYMBES, S. T. GRAFTON, J. M. CARLSON, AND P. J. MUCHA, *Robust detection of dynamic community structure in networks*, Chaos: An Interdisciplinary Journal of Nonlinear Science, 23 (2013), p. 013142.
- [8] A. BÉKÉSSY, P. BEKESSY, AND J. KOMLÓS, *Asymptotic enumeration of regular matrices*, Stud. Sci. Math. Hungar, 7 (1972), pp. 343–353.
- [9] M. BELKIN AND P. NIYOGI, *Laplacian eigenmaps and spectral techniques for embedding and clustering.*, in NIPS, vol. 14, 2001, pp. 585–591.
- [10] M. BERLINGERIO, D. KOUTRA, T. ELIASSI-RAD, AND C. FALOUTSOS, *Network similarity via multiple social theories*, in Advances in Social Networks Analysis and Mining (ASONAM), 2013 IEEE/ACM International Conference on, IEEE, 2013, pp. 1439–1440.
- [11] J. BLITZSTEIN AND P. DIACONIS, *A sequential importance sampling algorithm for generating random graphs with prescribed degrees*, Internet mathematics, 6 (2011), pp. 489–522.
- [12] S. BOCCALETTI, G. BIANCONI, R. CRIADO, C. I. DEL GENIO, J. GÓMEZ-GARDEÑES, M. ROMANCE, I. SENDIÑA-NADAL, Z. WANG, AND M. ZANIN, *The structure and dynamics of multilayer networks*, Physics Reports, 544 (2014), pp. 1–122.

- [13] B. BOLLOBÁS, *A probabilistic proof of an asymptotic formula for the number of labelled regular graphs*, European Journal of Combinatorics, 1 (1980), pp. 311–316.
- [14] B. BOLLOBÁS, *Modern Graph Theory*, vol. 184, Springer Science & Business Media, 2013.
- [15] S. L. BRAUNSTEIN, S. GHOSH, AND S. SEVERINI, *The laplacian of a graph as a density matrix: a basic combinatorial approach to separability of mixed states*, Annals of Combinatorics, 10 (2006), pp. 291–317.
- [16] R. S. CACERES, L. WEINER, M. C. SCHMIDT, B. A. MILLER, AND W. M. CAMPBELL, *Model selection framework for graph-based data*, arXiv preprint arXiv:1609.04859, (2016).
- [17] F. R. CHUNG, *Spectral Graph Theory*, vol. 92, American Mathematical Soc., 1997.
- [18] R. COHEN, K. EREZ, D. BEN-AVRAHAM, AND S. HAVLIN, *Resilience of the internet to random breakdowns*, Physical Review Letters, 85 (2000), p. 4626.
- [19] R. R. COIFMAN AND S. LAFON, *Diffusion maps*, Applied and computational harmonic analysis, 21 (2006), pp. 5–30.
- [20] R. R. COIFMAN AND M. MAGGIONI, *Diffusion wavelets*, Applied and Computational Harmonic Analysis, 21 (2006), pp. 53–94.
- [21] V. COLIZZA, R. PASTOR-SATORRAS, AND A. VESPIGNANI, *Reaction-diffusion processes and metapopulation models in heterogeneous networks*, Nature Physics, 3 (2007), pp. 276–282.
- [22] C. COOPER, M. DYER, AND C. GREENHILL, *Sampling regular graphs and a peer-to-peer network*, in Proceedings of the sixteenth annual ACM-SIAM Symposium on Discrete Algorithms, Society for Industrial and Applied Mathematics, 2005, pp. 980–988.
- [23] M. DE DOMENICO AND J. BIAMONTE, *Spectral entropies as information-theoretic tools for complex network comparison*, Physical Review X, 6 (2017), p. 041062.
- [24] M. DE DOMENICO, V. NICOSIA, A. ARENAS, AND V. LATORA, *Structural reducibility of multilayer networks*, Nature Communications, 6 (2015).
- [25] J. DUCH AND A. ARENAS, *Community detection in complex networks using extremal optimization*, Physical Review E, 72 (2005), p. 027104.
- [26] P. ERDÖS AND A. RÉNYI, *On random graphs, i*, Publicationes Mathematicae (Debrecen), 6 (1959), pp. 290–297.
- [27] M. FIEDLER, *Laplacian of graphs and algebraic connectivity*, Banach Center Publications, 25 (1989), pp. 57–70.
- [28] B. K. FOSDICK, D. B. LARREMORE, J. NISHIMURA, AND J. UGANDER, *Configuring random graph models with fixed degree sequences*, arXiv preprint arXiv:1608.00607, (2016).
- [29] L. K. GALLOS AND N. H. FEFFERMAN, *Revealing effective classifiers through network comparison*, EPL (Europhysics Letters), 108 (2014), p. 38001.
- [30] C. F. GIUSEPPE JURMAN, ROBERTO VISINTAINER, *An introduction to spectral distances in networks*, in Neural Nets WIRN10: Proceedings of the 20th Italian Workshop on Neural Nets, vol. 226, IOS Press, 2011, p. 227.
- [31] J. P. GLEESON, *Binary-state dynamics on complex networks: Pair approximation and beyond*, Physical Review X, 3 (2013), p. 021004.
- [32] J. P. GLEESON, S. MELNIK, J. A. WARD, M. A. PORTER, AND P. J. MUCHA, *Accuracy of mean-field theory for dynamics on real-world networks*, Physical Review E, 85 (2012), p. 026106.
- [33] P. M. GLEISER AND L. DANON, *Community structure in jazz*, Advances in Complex Systems, 6 (2003), pp. 565–573.
- [34] C. GREENHILL, *The switch markov chain for sampling irregular graphs*, in Proceedings of the Twenty-Sixth Annual ACM-SIAM Symposium on Discrete Algorithms, SIAM, 2014, pp. 1564–1572.
- [35] C. GREENHILL AND M. SFRAGARA, *The switch markov chain for sampling irregular graphs and digraphs*, arXiv preprint arXiv:1701.07101, (2017).
- [36] R. GUIMERA, L. DANON, A. DIAZ-GUILERA, F. GIRALT, AND A. ARENAS, *Self-similar community structure in a network of human interactions*, Physical Review E, 68 (2003), p. 065103.
- [37] P. HOLME AND J. SARAMÄKI, *Temporal networks*, Physics reports, 519 (2012), pp. 97–125.
- [38] M. JERRUM AND A. SINCLAIR, *Fast uniform generation of regular graphs*, Theoretical Computer Science, 73 (1990), pp. 91–100.
- [39] G. JURMAN, R. VISINTAINER, M. FILOSI, S. RICCADONNA, AND C. FURLANELLO, *The him glocal metric and kernel for network comparison and classification*, in Data Science and Advanced Analytics (DSAA), 2015. 36678 2015. IEEE International Conference on, IEEE, 2015, pp. 1–10.
- [40] M. KIVELÄ, A. ARENAS, M. BARTHELEMY, J. P. GLEESON, Y. MORENO, AND M. A. PORTER, *Multilayer networks*, Journal of complex networks, 2 (2014), pp. 203–271.
- [41] D. E. KNUTH, *The Stanford GraphBase: A Platform for Combinatorial Computing*, vol. 37, Addison-Wesley Reading, 1993.

- [42] E. D. KOLACZYK AND G. CSÁRDI, *Statistical analysis of network data with R*, Springer, 2014.
- [43] D. KOUTRA, J. T. VOGELSTEIN, AND C. FALOUTSOS, *Deltacon: A principled massive-graph similarity function*, in Proceedings of the SIAM International Conference in Data Mining. Society for Industrial and Applied Mathematics, SIAM, 2013, pp. 162–170.
- [44] D. B. LARREMORE, W. L. SHEW, AND J. G. RESTREPO, *Predicting criticality and dynamic range in complex networks: effects of topology*, Physical review letters, 106 (2011), p. 058101.
- [45] L. LOVÁSZ, *Random walks on graphs*, Combinatorics, Paul erdos is eighty, 2 (1993), pp. 1–46.
- [46] D. LUSSEAU, K. SCHNEIDER, O. J. BOISSEAU, P. HAASE, E. SLOOTEN, AND S. M. DAWSON, *The bottleneck dolphin community of doubtful sound features a large proportion of long-lasting associations*, Behavioral Ecology and Sociobiology, 54 (2003), pp. 396–405.
- [47] O. MACINDOE AND W. RICHARDS, *Graph comparison using fine structure analysis*, in Social Computing (SocialCom), 2010 IEEE Second International Conference on, IEEE, 2010, pp. 193–200.
- [48] S. B. MAURER, *Matrix generalizations of some theorems on trees, cycles and cocycles in graphs*, SIAM Journal on Applied Mathematics, 30 (1976), pp. 143–148.
- [49] S. MELNIK, A. HACKETT, M. A. PORTER, P. J. MUCHA, AND J. P. GLEESON, *The unreasonable effectiveness of tree-based theory for networks with clustering*, Physical Review E, 83 (2011), p. 036112.
- [50] R. MILO, N. KASHTAN, S. ITZKOVITZ, M. E. NEWMAN, AND U. ALON, *On the uniform generation of random graphs with prescribed degree sequences*, arXiv preprint cond-mat/0312028, (2003).
- [51] R. MILO, S. SHEN-ORR, S. ITZKOVITZ, N. KASHTAN, D. CHKLOVSKII, AND U. ALON, *Network motifs: simple building blocks of complex networks*, Science, 298 (2002), pp. 824–827.
- [52] N. D. MONNIG AND F. G. MEYER, *The resistance perturbation distance: A metric for the analysis of dynamic networks*, arXiv preprint arXiv:1605.01091, (2016).
- [53] P. J. MUCHA, T. RICHARDSON, K. MACON, M. A. PORTER, AND J.-P. ONNELA, *Community structure in time-dependent, multiscale, and multiplex networks*, science, 328 (2010), pp. 876–878.
- [54] Y. NAKATSUKASA, N. SAITO, AND E. WOEI, *Mysteries around the graph laplacian eigenvalue 4*, Linear Algebra and its Applications, 438 (2013), pp. 3231–3246.
- [55] J. V. NEUMANN, *Mathematische grundlagen der quantenmechanik*, vol. 38, Springer-Verlag, 2013.
- [56] M. E. NEWMAN, *Finding community structure in networks using the eigenvectors of matrices*, Physical Review E, 74 (2006), p. 036104.
- [57] M. E. NEWMAN, *Networks: an introduction*, Oxford university press, 2010.
- [58] M. E. NEWMAN AND M. GIRVAN, *Finding and evaluating community structure in networks*, Physical review E, 69 (2004), p. 026113.
- [59] J.-P. ONNELA, D. J. FENN, S. REID, M. A. PORTER, P. J. MUCHA, M. D. FRICKER, AND N. S. JONES, *Taxonomies of networks from community structure*, Physical Review E, 86 (2012), p. 036104.
- [60] P. PAPADIMITRIOU, A. DASDAN, AND H. GARCIA-MOLINA, *Web graph similarity for anomaly detection*, Journal of Internet Services and Applications, 1 (2010), pp. 19–30.
- [61] F. PASSERINI AND S. SEVERINI, *The von neumann entropy of networks*, Available at SSRN 1382662, (2008).
- [62] R. PASTOR-SATORRAS AND A. VESPIGNANI, *Epidemic spreading in scale-free networks*, Physical review letters, 86 (2001), p. 3200.
- [63] L. M. PECORA AND T. L. CARROLL, *Master stability functions for synchronized coupled systems*, Physical Review Letters, 80 (1998), p. 2109.
- [64] T. P. PEIXOTO, *Eigenvalue spectra of modular networks*, Physical Review Letters, 111 (2013), p. 098701.
- [65] V. M. PRECIADO AND A. JADBABAIE, *Moment-based spectral analysis of large-scale networks using local structural information*, IEEE/ACM Transactions on Networking (TON), 21 (2013), pp. 373–382.
- [66] V. M. PRECIADO AND M. A. RAHIMIAN, *Moment-based spectral analysis of random graphs with given expected degrees*, arXiv preprint arXiv:1512.03489, (2015).
- [67] F. RADICCHI, *Predicting percolation thresholds in networks*, Physical Review E, 91 (2015), p. 010801.
- [68] J. G. RESTREPO, E. OTT, AND B. R. HUNT, *Onset of synchronization in large networks of coupled oscillators*, Physical Review E, 71 (2005), p. 036151.
- [69] N. SAITO AND E. WOEI, *On the phase transition phenomenon of graph laplacian eigenfunctions on trees*, RIMS Kokyuroku, 1743 (2011), pp. 77–90.
- [70] P. SCHULTZ, T. PERON, D. EROGLU, T. STEMLER, G. M. R. ÁVILA, F. A. RODRIGUES, AND

- J. KURTHS, *Tweaking synchronization by connectivity modifications*, Physical Review E, 93 (2016), p. 062211.
- [71] A. SIZEMORE, C. GIUSTI, AND D. BASSETT, *Classification of weighted networks through mesoscale homological features*, arXiv preprint arXiv:1512.06457, (2015).
- [72] P. S. SKARDAL, J. SUN, D. TAYLOR, AND J. G. RESTREPO, *Effects of degree-frequency correlations on network synchronization: Universality and full phase-locking*, EPL (Europhysics Letters), 101 (2013), p. 20001.
- [73] P. S. SKARDAL, D. TAYLOR, AND J. SUN, *Optimal synchronization of complex networks*, Physical Review Letters, 113 (2014), p. 144101.
- [74] S. SOUNDARAJAN, T. ELIASSI-RAD, AND B. GALLAGHER, *A guide to selecting a network similarity method.*, in SDM, SIAM, 2014, pp. 1037–1045.
- [75] N. STANLEY, S. SHAI, D. TAYLOR, AND P. MUCHA, *Clustering network layers with the strata multilayer stochastic block model*, IEEE Transaction on Network Science and Engineering, 3, (2016), pp. 95–105.
- [76] A. STEGER AND N. C. WORMALD, *Generating random regular graphs quickly*, Combinatorics, Probability and Computing, 8 (1999), pp. 377–396.
- [77] D. TAYLOR, R. S. CACERES, AND P. J. MUCHA, *Super-resolution community detection for layer-aggregated multilayer networks*, Physical Review X, 7 (2017), p. 031056.
- [78] D. TAYLOR AND J. G. RESTREPO, *A network-specific approach to percolation in complex networks with bidirectional links*, EPL (Europhysics Letters), 98 (2012), p. 16007.
- [79] D. TAYLOR, S. SHAI, N. STANLEY, AND P. J. MUCHA, *Enhanced detectability of community structure in multilayer networks through layer aggregation*, Physical Review Letters, 116 (2016), p. 228301.
- [80] D. TAYLOR, P. S. SKARDAL, AND J. SUN, *Synchronization of heterogeneous oscillators under network modifications: Perturbation and optimization of the synchrony alignment function*, SIAM Journal on Applied Mathematics, 76 (2016), pp. 1984–2008.
- [81] A. L. TRAUD, E. D. KELSIC, P. J. MUCHA, AND M. A. PORTER, *Comparing community structure to characteristics in online collegiate social networks*, SIAM review, 53 (2011), pp. 526–543.
- [82] D. J. WATTS AND S. H. STROGATZ, *Collective dynamics of “small-world” networks*, Nature, 393 (1998), pp. 440–442.