

# QDB: a new database of plasma chemistries and reactions

Jonathan Tennyson<sup>1</sup>, Sara Rahimi<sup>2</sup>, Christian Hill<sup>1,2</sup>, Lisa Tse<sup>2</sup>, Anuradha Vibhakar<sup>2</sup>, Dolica Akello-Egwel<sup>1</sup>, Daniel B. Brown<sup>2</sup>, Anna Dzarasova<sup>2</sup>, James R. Hamilton<sup>1</sup>, Dagmar Jaksch<sup>2</sup>, Sebastian Mohr<sup>2</sup>, Keir Wren-Little<sup>1</sup>, Johannes Bruckmeier<sup>3</sup>, Ankur Agarwal<sup>4</sup>, Klaus Bartschat<sup>5</sup>, Annemie Bogaerts<sup>6</sup>, Jean-Paul Booth<sup>7</sup>, Matthew J. Goeckner<sup>8</sup>, Khaled Hassouni<sup>9</sup>, Yukikazu Itikawa<sup>10</sup>, Bastiaan J Braams<sup>11</sup>, E. Krishnakumar<sup>12</sup>, Annarita Laricchiuta<sup>13</sup>, Nigel J. Mason<sup>14</sup>, Sumeet Pandey<sup>15</sup>, Zoran Lj. Petrovic<sup>16</sup>, Yi-Kang Pu<sup>17</sup>, Alok Ranjan<sup>18</sup>, Shahid Rauf<sup>19</sup>, Julian Schulze<sup>20,21</sup>, Miles M. Turner<sup>22</sup>, Peter Ventzek<sup>18</sup>, J. Christopher Whitehead<sup>23</sup> Jung-Sik Yoon<sup>24</sup>

<sup>1</sup> Department of Physics and Astronomy, University College, London, Gower St., London WC1E 6BT, UK

<sup>2</sup> Quantemol Ltd., University College, London, Gower St., London WC1E 6BT, UK

<sup>3</sup> Infineon Technologies AG

<sup>4</sup> Applied Materials Inc., 974 E. Arques Avenue, Sunnyvale, CA 94085, USA.

<sup>5</sup> Department of Physics and Astronomy, Drake University, IA 50311, USA

<sup>6</sup> Research group PLASMAN, University of Antwerp, Belgium

<sup>7</sup> Laboratoire de Physique des Plasmas, Ecole Polytechnique, Palaiseau, France

<sup>8</sup> Department of Physics, University of Texas at Dallas, Richardson TX 78080, USA

<sup>9</sup> Le Laboratoire des Sciences des Procédés et des Matériaux (LSPM), CNRS-INSIS, France

<sup>10</sup> Institute of Space and Astronautical Science, Sagami-hara, Japan

<sup>11</sup> Atomic and Molecular Data Unit, Division of Physical and Chemical Sciences, International Atomic Energy Agency, Vienna, Austria.

<sup>12</sup> Natural Sciences Faculty, Tata Institute of Fundamental Research, Mumbai, India.

<sup>13</sup> PLASMI Lab, CNR NANOTEC Bari, Italy

<sup>14</sup> Department of Physical Sciences, The Open University, UK

<sup>15</sup> Micron Technology Inc., USA

<sup>16</sup> Institute of Physics, University of Belgrade, Serbia

<sup>17</sup> Department of Engineering Physics, Tsinghua University, Beijing, China

<sup>18</sup> TEL Technology Center, America, LLC, USA

<sup>19</sup> Applied Materials Inc., USA.

<sup>20</sup> Institute for Electrical Engineering, Ruhr-University Bochum, Germany

<sup>21</sup> Department of Physics, West Virginia University, USA

<sup>22</sup> National Centre for Plasma Science Technology, Dublin City University, Dublin, Ireland

<sup>23</sup> School of Chemistry, The University of Manchester, UK

<sup>24</sup> Plasma Technology Research Division, National Fusion Research Institute, Gunsan, Korea

E-mail: [1j.tennyson@ucl.ac.uk](mailto:1j.tennyson@ucl.ac.uk)

**Abstract.** One of the most challenging and recurring problems when modelling plasmas is the lack of data on key atomic and molecular reactions that drive plasma processes. Even when there are data for some reactions, complete and validated datasets of chemistries are rarely available. This hinders research on plasma processes and curbs development of industrial applications. The QDB project aims to address this problem by providing a platform for provision, exchange, and validation of chemistry datasets. A new data model developed for QDB is presented. QDB collates published data on both electron scattering and heavy-particle reactions. These data are formed into reaction sets, which are then validated against experimental data where possible. This process produces both complete chemistry sets and identifies key reactions that are currently unreported in the literature. Gaps in the datasets can be filled using established theoretical methods. Initial validated chemistry sets for SF<sub>6</sub>/CF<sub>4</sub>/O<sub>2</sub> and SF<sub>6</sub>/CF<sub>4</sub>/N<sub>2</sub>/H<sub>2</sub> are presented as examples.

Submitted to: *Plasma Sources Sci. Technol.*

## 1. Introduction

Realistic plasma models of many processes rest on the availability of reliable atomic and molecular data, so that the models are able to replicate the processes that drive the plasma at the submicroscopic level. Particularly for low-temperature plasmas, which are substantially molecular in composition, the set of possible processes, which we refer to as reactions below, can be very large. For low-temperature plasmas, accurate and comprehensive reaction datasets enable complex modelling of plasma-using technologies that empower our technology-based society [1]. Assembling appropriate datasets is therefore of critical importance.

For a given plasma composition, there are sets of species that are present in the plasma and a set of processes, generally called reactions, that will link the species or different states of the species. This reaction set is described as the “chemistry” for that plasma. For anything but the simplest molecular plasma, the number of possible reactions that could make up a chemistry can be very large [2]. The important reactions in a given plasma will be a subset of all these possible reactions, although it is not always possible to say in advance precisely which these reactions will be. In this context it is appropriate to characterise a useful chemistry as one which has three attributes: 1) The chemistry should be complete, that is contain all the important reactions for the given plasma. 2) It should be consistent, that is the reactions should not be unbalanced, thus resulting in the plasma composition being driven away from the true composition. 3) Finally, the plasma chemistry should be correct; this criterion cannot be demonstrated on theoretical grounds alone and requires validation against experimental measurements made in plasmas.

Assembling plasma chemistries is far from straightforward. While there may be several chemistries available for relatively simple systems such as molecular nitrogen plasmas [3, 4, 5, 6, 7], they generally do not exist for more complex problems such as the chemical mixtures typically used in etching and other technological plasmas. Indeed, given that reactions involving molecular radicals frequently remain completely uncharacterised [8], it is often a challenge to assemble a complete reaction set for these chemistries.

Here we present the Quantemol database (QDB). There are a growing number of databases aimed at supplying the needs of plasma modellers. For example, the recent LXCat project of Pitchford *et al* [9] aims to provide a web-based platform for data needed to model low-temperature plasmas. In practice LXCat considers electron collision processes but not heavy-particle (chemical) reactions. While both QDB and LXCat are set up to accept and provide multiple datasets for a single process if they are available, QDB aims to recommend a dataset for a particular application while LXCat leaves this choice to its users. The Phys4Entry database provides (ro)vibrationally resolved collisional data, including heterogeneous processes, for modeling re-entry plasmas [10]. For low-temperature, astronomical plasmas KIDA [11, 12] and BASECOL [13] provide data on chemical reactions and collisional excitation, respectively.

QDB aims to provide a repository for cross sections and/or rates for key reactions needed for models of low-temperature, i.e. molecular, plasmas. QDB collects data on both electron scattering and heavy-particle reactions and aims to facilitate and encourage peer-to-peer data sharing by its users. At present the data provided are largely for two-body reactions and hence are appropriate for low-pressure plasmas, but this will change in the future. Given sets of reactions, QDB then assembles these sets in chemistries for important plasma mixtures. If there are suitable experimental data available, these chemistries can be validated.

The following section gives an overview of QDB, with a technical specification of the data model given in the appendix. Section 3 categorises the process types included in the database while Section 4 summarises the data sources used. A list of the reactions with a complete set of references is given as supplementary data to this article. Section 5 explains our chemistry construction and validation procedure; this is illustrated for two chemistries, those comprising  $\text{SF}_6/\text{CF}_4/\text{O}_2$  and  $\text{SF}_6/\text{CF}_4/\text{N}_2/\text{H}_2$ , respectively. These chemistries were selected due to their importance in silicon etching. Section 6 discusses future developments planned for the database, and the last section provides a summary and conclusions.

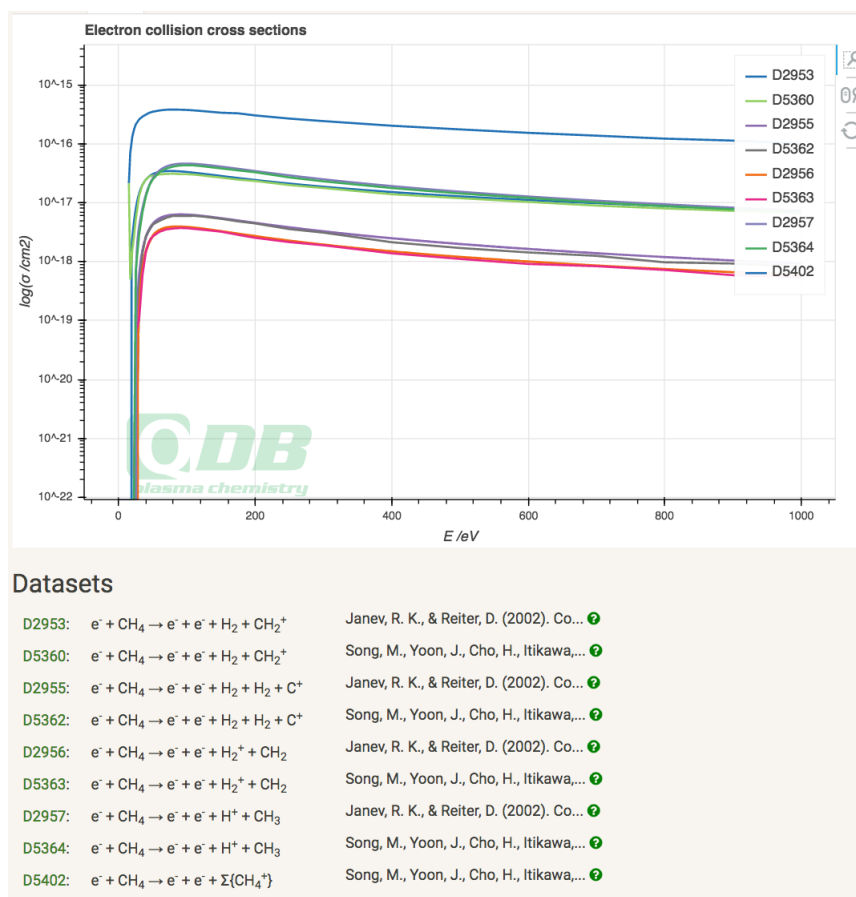
## 2. Overview

QDB provides reaction rates, cross sections and chemistries. The basic data item is the species, which can be state-specified, e.g.  $\text{N}(^4\text{S})$ , or not, e.g.  $\text{N}_2$ . At present QDB considers three generic species: the electron, the photon, and  $M$ , the third body in three-body reactions, plus 405 other atomic and molecular species. This total rises to 904 species when state-specified species are counted separately.

Species can undergo a series of processes called reactions. This includes, for example, elastic scattering or momentum transfer that are not generally regarded as chemical reactions. These processes are considered in more detail below. At present the database contains data on 4096 distinct reactions, comprising 2861 energy-dependent cross sections and 2259 temperature-dependent rate coefficients in Arrhenius form. Note that QDB allows multiple datasets for the same reaction, and for some reactions we have distinct data which are available as either cross sections or rates coefficients.

Many of these reactions are compiled into chemistries. Currently QDB has 28 chemistries, which are tabulated and discussed below. These chemistries can be validated, provided appropriate experimental data are available. Currently QDB contains 8 chemistries with some degree of validation; two of these chemistries are considered in detail below. Notes on the validation procedure are provided in the form of a datasheet for each validated chemistry. Chemistries are awarded a star rating that reflects how far they have been shown to satisfy the criteria of being complete, consistent, and correct. QDB is structured as a MySQL relational database; the data model used is discussed in the Appendix to this article.

Users can upload new data using the interface on the QDB website



**Figure 1.** Comparison between various electron-impact ionisation (EIN, EDI, ETI, see Table 1) cross sections for methane: data from Song *et al* [16], and Janev and Reiter [17].

(www.quantemolddb.com) and download data using a choice of file formats, which is being expanded. Currently supported formats are comma-separated text for each reaction, provided as a zip file or in qdat format, which facilitates input for Kushner's Hybrid Plasma Equipment Model (HPEM) [14, 15] code. The zip format contains all the cross sections, as individual comma-separated text files, and the rate coefficients that are needed for the specific chemistry. It also includes a manifest file listing all the files provided in the zip archive, a readme file, and a set of citations in bibtex format. The online view of each dataset contains data sheets and a form allowing users to provide feedback. Figure 1 shows a sample screen shot from QDB giving a comparison between various cross sections for electron-impact ionisation of methane. Note that for some reactions, cross sections for the process are obtained from two different sources; in these cases the agreement is excellent.

Development of QDB is performed with input from the Advisory Board whose members are co-authors of this paper.

### 3. Process types

Each reaction dataset in QDB is classified as containing cross sections or rate coefficients. The latter can be generated from the cross sections. The rate coefficients are expressed in Arrhenius form stored in the form of three parameters ( $A$ ,  $n$ , and  $E$ ), which can be used to compute the rate coefficients at the desired temperatures. For electron-impact reactions the Arrhenius formula is

$$A \left( \frac{T_e}{1 \text{ eV}} \right)^n \exp \left( -\frac{E}{T_e} \right) \quad (1)$$

where  $T_e$  is the electron temperature in eV and  $E$  is the activation energy in eV. For heavy-particle reactions the Arrhenius formula employed is

$$A \left( \frac{T_g}{300} \right)^n \exp \left( \frac{-E}{T_g} \right), \quad (2)$$

where  $T_g$  is the gas temperature in K and  $E$  is the activation energy in K. In both cases,  $A$  is the Arrhenius coefficient whose units depend on the order of the reactions. First-order reactions such as photodissociation and photoexcitation are expressed in  $\text{s}^{-1}$ ; second-order reactions, such as electron-impact reactions or two-body heavy-particle reactions, are expressed in  $\text{cm}^3\text{s}^{-1}$ ; and three-body reactions use  $\text{cm}^6\text{s}^{-1}$ . Cross sections, e.g. for electron-neutral-molecule scattering, are given in units of  $\text{cm}^2$  as a function of electron energy in eV.

Each reaction is classified according to the process considered. These processes are listed in Tables 1, 2, and 3 which consider electron collision processes, heavy-particle reactions and processes involving photons, respectively. Note that some heavy-particle processes, in particular HAS and HIR, also involve a third body, generically denoted  $M$  in the database. The process label does not depend on the presence of  $M$  which is therefore not included in the process description.

### 4. Reactions in QDB

The scientific literature contains many measurements and calculations of reaction data that provide potentially useful input to plasma models. However, the task of extracting these data is far from straightforward. So far our strategy has been to focus on major data compilations and data sources. A list of those included so far is given in Table 4. In addition a variety of data was taken from models performed by Kushner and co-workers [18, 19, 20, 21, 22, 23, 24, 25, 26, 27, 28, 29, 30, 31, 32, 33, 34, 35]. These sources were augmented with individual reactions taken directly from the original scientific literature. Where no suitable data could be found, internal (Quantemol) electron collision cross sections were generated using the Quantemol-N [36] implementation of the UK Molecular R-matrix code (UKRMol) [37]. As implied by Table 4, only a few of these cross sections have been published, although some have already been made available via LXCat [9] and the Virtual Atomic and Molecular Data Centre (VAMDC) [38]. The process of

**Table 1.** Classification of electron collision processes considered in QDB.

Abbreviation	Types of Reaction	Description
EDX	deexcitation	$e + A^* \rightarrow e + A$
EEL	elastic scattering	$e + A \rightarrow e + A$
EIN	ionization	$e + A \rightarrow e + A^+ + e$
EMT	momentum transfer	
ERR	radiative recombination	$e + A^+ \rightarrow A + h\nu$
EDR	dissociative recombination	$e + AB^+ \rightarrow A + B$
EDS	dissociation	$e + AB \rightarrow e + A + B$
EDA	dissociative attachment	$e + AB \rightarrow A + B^-$
EDE	dissociative excitation	$e + AB \rightarrow A^* + B + e$
EDI	dissociative ionization	$e + AB \rightarrow A^+ + B + 2e$
EEX	electron-impact electronic excitation	$e + A \rightarrow e + A^*$
ECX	change of excitation	$e + A^* \rightarrow e + A^{**}$
ERC	recombination (general)	$e + A^{+z} \rightarrow A^{+(z-1)}$
EDT	electron attachment	$e + A + B \rightarrow A + B^-$
EVX	electron-impact vibrational excitation	$e + A \rightarrow e + A[v = *]$
ETS	electron total scattering	$e + A \rightarrow e + \Sigma A$
ETI	electron total ionisation	$e + A \rightarrow e + e + \Sigma A^+$
ETA	electron total attachment	$e + A \rightarrow \Sigma A^-$

adding new data to QDB is a continuous one. The present results represent a snapshot of the situation as of November 2016.

**Table 2.** Classification of heavy-particle processes considered in QDB.

Abbreviation	Types of Reaction	Description
HGN	associative electron detachment	$A^- + B \rightarrow AB + e$
HCX	charge transfer	$A^+ + B \rightarrow A + B^+$
HIR	heavy-particle interchange	$A + BC \rightarrow AB + C$
HAS	association	$A + B \rightarrow AB$
HIN	heavy-particle collisional ionization	$A + B \rightarrow A + B^+ + e$
HIA	heavy-particle association and ionization	$A + B \rightarrow AB^+ + e$
HPI	Penning ionization	$A + B^* \rightarrow A^+ + B + e$
HNE	neutralization	$e + B^- \rightarrow B + 2e$
HMM	ions recombination	$A^- + B^+ \rightarrow A + B$
HDS	heavy-particle collisional dissociation	$AB + C \rightarrow A + B + C$
HDX	heavy-particle collisional deexcitation	$A + B^* \rightarrow A + B$
HDN	heavy-particle dissociative neutralization	$AB^- + C^+ \rightarrow A + B + C$
HDC	heavy-particle dissociation and charge transfer	$AB + C^+ \rightarrow A^+ + B + C$
HDI	heavy-particle dissociation and ionization	$AB + C^* \rightarrow A^+ + B + C$
HEX	heavy-particle excitation	$A + B \rightarrow A + B^*$
HED	heavy-particle electron detachment	$A^- + B \rightarrow A + B + e$

**Table 3.** Classification of photon processes considered in QDB.

Abbreviation	Types of Reaction	description
PDS	photodissociation	$AB + h\nu \rightarrow A + B$
PEX	photoexcitation	$A + h\nu \rightarrow A^*$
PRD	radiative decay	$A^* \rightarrow A + h\nu$



**Table 4.** Data compilations used as input to QDB.

Lead author	System
Itikawa	N <sub>2</sub> [39], H <sub>2</sub> O [40], CH <sub>4</sub> [16], CO [41], CO <sub>2</sub> [42], H <sub>2</sub> [43], O <sub>2</sub> [44, 45], O [46].
Christophorou	CF <sub>4</sub> [47, 48], CHF <sub>3</sub> [49, 47], C <sub>2</sub> F <sub>6</sub> [47], C <sub>3</sub> F <sub>8</sub> [47], CCl <sub>2</sub> F <sub>2</sub> [50], Cl <sub>2</sub> [47], SF <sub>6</sub> [51, 52], C <sub>2</sub> F <sub>6</sub> [47], BCl <sub>3</sub> [47], CF <sub>3</sub> I [53], C <sub>4</sub> F <sub>8</sub> [54]
Janev	H <sub>2</sub> [55, 56], C <sub>X</sub> H <sub>Y</sub> [17, 57, 58], SiH <sub>4</sub> [59],
Phelps	N <sub>2</sub> [60, 61], SF <sub>6</sub> [62], O <sub>2</sub> [63]
Bartschat	Ar [64], F [65], B [66]
Quantemol	BF <sub>3</sub> [67], C <sub>2</sub> H <sub>2</sub> , C <sub>3</sub> , C <sub>3</sub> H <sub>4</sub> [68], C <sub>3</sub> N, CF <sub>4</sub> , CH, CH <sub>4</sub> [69], HCN/HNC [70], CONH <sub>3</sub> , COS, CS [71], CaF, F <sub>2</sub> O, H <sub>2</sub> S, HBr, HCHO, HCP, Kr, NH <sub>3</sub> , O <sub>3</sub> , PH <sub>3</sub> , SO <sub>2</sub> , SiF <sub>2</sub> , SiH <sub>4</sub> , SiO [72]
Tennyson	C <sub>2</sub> [73], C <sub>2</sub> OH <sub>6</sub> [74], CF [75, 76], CF <sub>2</sub> [77, 76], CO [78, 79, 80], CO <sub>2</sub> [81], H <sub>2</sub> [82, 83, 84], H <sub>2</sub> O [85], N <sub>2</sub> [86, 87], N <sub>2</sub> O [88], NO <sub>2</sub> [89], O <sub>2</sub> [90, 91, 92, 93]

**Table 5.** Data sources for electron collision processes included in QDB classified by reaction type.

Reaction	Data source
Deexcitation (EDX)	[94, 95, 96, 31, 97, 32, 98, 27, 99, 100, 22, 101, 102]
Elastic Scattering (EEL)	[103, 48, 46, 43, 45, 42, 96, 104, 52, 100, 105, 106, 21, 107, 26, 27, 28, 108, 31, 109, 110, 111] [32, 112, 98, 113, 114, 39, 115, 116, 117, 118, 65, 119, 120, 121, 49, 122, 40, 123, 124, 125, 126, 16]
Ionization (EIN)	[103, 48, 127, 45, 94, 42, 96, 97, 104, 128, 129, 106, 107, 130, 26, 131, 132, 95, 133, 134, 135, 31, 51, 32, 136] [124, 113, 137, 98, 138, 139, 140, 141, 119, 142, 121, 120, 33, 122, 40, 123, 143, 144, 65, 145, 39, 146, 102]
Momentum Transfer (EMT)	[116, 47, 48, 61, 45, 43, 95, 51, 40, 65, 16, 42]
Dissociative Recombination (EDR)	[19, 94, 147, 148, 149, 150, 105, 151, 152, 21, 153, 154, 108, 112, 155, 156, 117, 157] [34, 158, 125]
Dissociation (EDS)	[103, 48, 96, 159, 128, 129, 106, 21, 153, 130, 51, 110, 160, 113, 137, 155, 161, 162, 61] [119, 49, 163, 122, 40, 123, 124, 62]
Dissociative Attachment (EDA)	[103, 48, 164, 45, 165, 42, 43, 106, 21, 107, 166, 51, 167, 168, 110, 119, 49, 122, 158, 40, 169, 123, 124, 16]
Dissociative Excitation (EDE)	[170, 171, 21]
Dissociative Ionization (EDI)	[103, 172, 48, 45, 43, 53, 42, 173, 174, 96, 128, 21, 131, 51, 135, 175, 176, 54, 113, 137, 138] [139, 49, 163, 16, 40, 102, 141, 39, 146, 177]

**Table 6.** Data sources for chemical reactions included in QDB classified by reaction type.

Reaction	Data source
Associative Electron Detachment (HGN)	[178, 105, 18, 122, 158, 179, 180]
Charge Transfer (HCX)	[19, 181, 94, 182, 147, 183, 184, 185, 186, 187, 179, 188, 180, 189, 190, 191, 192, 18] [22, 101, 193, 23, 29, 194, 166, 110, 195, 196, 197, 198, 33, 199, 200, 157, 123, 158]
Electron-Impact Electronic Excitation (EEX)	[103, 127, 45, 43, 201, 202, 203, 204, 147, 60, 107, 26, 27, 95, 31] [110, 168, 167, 98, 118, 61, 119, 121, 40, 62, 205, 124, 65, 206, 207, 39, 16, 102]
Heavy-Particle Interchange (HIR)	[147, 208, 184, 209, 210, 151, 152, 211, 212, 213, 18, 214, 215, 216] [217, 218, 219, 220, 110, 198, 221, 222, 223, 224, 225, 226, 19, 227, 150, 189, 228, 21] [229, 230, 24, 231, 232, 233, 25, 122, 234, 179, 190, 192, 235, 236, 237, 238, 29, 239] [240, 241, 242, 243, 244, 245, 246, 247, 248, 196, 33, 249, 157, 250, 251, 158, 252, 253]
Association (HAS)	[19, 181, 94, 208, 184, 129, 150, 99, 254, 180, 255, 256, 257, 258, 21, 192, 235, 18, 236] [259, 260, 24, 261, 232, 262, 242, 30, 198, 33, 249, 263, 264, 122, 234, 225, 252, 158, 35]
Heavy-Particle Collisional Ionization (HIN)	[265, 94, 266, 99, 267]
Heavy-Particle Association And Ionization (HIA)	[268, 269, 122]
Penning Ionization (HPI)	[24, 268, 270, 122, 179, 22, 101, 180]
Neutralization (HNE)	[119, 221, 18, 128, 26, 271, 180]
Ions Recombination (HMM)	[19, 94, 208, 186, 272, 150, 273, 21, 22, 18, 101, 24, 274, 110, 178, 275, 276, 122, 158]
Heavy-Particle Collisional Dissociation (HDS)	[19, 150, 181, 147, 208, 184, 277, 185, 278, 99, 187, 179, 279, 280, 281, 282] [283, 271, 235, 22, 101, 23, 262, 284, 33, 249, 122, 234, 252]
Heavy-Particle Collisional Deexcitation (HDX)	[29, 19, 181, 249, 285, 33, 30, 122, 208, 185, 150, 286]
Heavy-Particle Dissociative Neutralization (HDN)	[24, 178, 273, 151, 287, 288, 275, 21, 122, 150, 18]
Heavy-Particle Dissociation & Charge Transfer (HDC)	[19, 184, 187, 179, 289, 189, 20, 290, 21, 190, 22, 18, 101, 193] [25, 110, 98, 198, 33, 122, 158, 234]
Heavy-Particle Dissociation And Ionization (HDI)	[291]

A complete list of all reactions currently given in QDB with appropriate bibliographic references is provided in the supplementary data. Tables 5 and 6 summarise the sources of the data currently available in QDB by process type. At present there are relatively few radiative process in the database; the only ones involve radiative decay (PRD) in atoms [22, 101, 292].

## 5. Chemistry construction and validation

The chemistry sets are assembled starting from reactions already present in QDB; missing reactions are then extracted from the literature and added to QDB where possible. In cases where important reactions have not been previously studied, the missing reaction data are calculated using appropriate methods, such as Quantemol-N [36] for electron-molecule scattering reactions, or by scaling laws, or estimated to provide the necessary data. These data are added to QDB. This allows us to provide complete and self-consistent chemistry sets that form the starting point for validation. Figure 2 illustrates the network of 196 reactions assembled to characterise the chemistry of SF<sub>6</sub> and O<sub>2</sub>. Table 7 lists the chemistries available in QDB as of November 2016.

The self-consistency of each chemistry set is checked using a range of models including Kushner’s zero-dimensional GlobalKin [293, 294, 30, 33] as implemented in Quantemol-P. GlobalKin couples molecular data (i.e. reaction probabilities) with plasma models to determine plasma properties, such as equilibrium concentrations of species. A variety of plasmas can be simulated using this software, such as etching and atmospheric pressure plasma reactors. HPEM, as implemented in Quantemol-VT, is also used.

Validation is achieved by using a chemistry set as the basis for the modelling of different industrial reactors. Comparison of the model output with measurement is the principal means by which validation is achieved. For higher-dimensional simulation, the behaviour of the species and the surface parameters across the wafer, such as etching or deposition rates, can also be used for comparison. Chemistry sets are given a reliability rating on the basis of these comparisons; see Table 8.

We now illustrate this process using two chemistry sets: those for SF<sub>6</sub>/CF<sub>4</sub>/O<sub>2</sub> and SF<sub>6</sub>/CF<sub>4</sub>/N<sub>2</sub>/H<sub>2</sub> gas mixture etching Si. As discussed below, these sets comprise subsets of mixtures, which provide important chemistries as well. These were also validated as part of the validation process. The chemistries were validated using GlobalKin and compared with experimental data provided by Infineon. Unfortunately the data available for complex reactions sets such as the ones considered is often very limited making the validation at best partial for these cases. We note that the primary goal of these examples is to illustrate the verification process in a simple form, not to reflect the highest verification rating. In fact, we consider the examples to only achieve the lowest level of validation – that is, agreement in the general trends between simulation and experiment for one discharge.

The Infineon tool consists of two parts. The first part is a coaxial microwave plasma discharge. In this part the electromagnetic wave propagates along the interface

**Table 7.** List and validation status of QDB Chemistries, November 2016

ID	# reactions	Mixture	Validated?
C3	146	N <sub>2</sub> /H <sub>2</sub>	
C4	63	Ar/H <sub>2</sub>	
C5	155	O <sub>2</sub> /H <sub>2</sub>	
C6	194	SF <sub>6</sub> /O <sub>2</sub>	Yes
C7	208	CF <sub>4</sub> /O <sub>2</sub>	Yes
C8	61	SF <sub>6</sub>	Yes
C9	81	CF <sub>4</sub>	Yes
C10	409	CF <sub>4</sub> /O <sub>2</sub> /H <sub>2</sub> /N <sub>2</sub>	
C11	193	C <sub>4</sub> F <sub>8</sub>	Yes
C13	49	SiH <sub>4</sub>	
C14	73	SiH <sub>4</sub> /NH <sub>3</sub>	
C15	59	Ar/O <sub>2</sub>	
C16	412	Ar/O <sub>2</sub> /C <sub>4</sub> F <sub>8</sub>	Yes
C17	207	SiH <sub>4</sub> /Ar/O <sub>2</sub>	
C18	26	Ar/Cu	
C19	70	Cl <sub>2</sub> /O <sub>2</sub> /Ar	
C20	55	Ar/BCl <sub>3</sub> /Cl <sub>2</sub>	
C21	238	Ar/NH <sub>3</sub>	
C22	187	CH <sub>4</sub> /H <sub>2</sub>	
C23	81	C <sub>2</sub> H <sub>2</sub> /H <sub>2</sub>	
C24	286	CH <sub>4</sub> /NH <sub>3</sub>	
C25	180	C <sub>2</sub> H <sub>2</sub> /NH <sub>3</sub>	
C26	128	He/O <sub>2</sub>	
C27	562	CF <sub>4</sub> /CHF <sub>3</sub> /H <sub>2</sub> /Cl <sub>2</sub> /O <sub>2</sub> /HBr	
C28	590	CH <sub>4</sub> /N <sub>2</sub>	
C29	334	SF <sub>6</sub> / CF <sub>4</sub> / O <sub>2</sub>	Yes
C30	20	Ar/Cu/He	
C31	104	Ar/NF <sub>3</sub>	
C32	192	SF <sub>6</sub> /CF <sub>4</sub> /N <sub>2</sub> /H <sub>2</sub>	Yes

between the plasma column and the surrounding dielectric tube and the plasma column is sustained by electromagnetic energy. Free radicals are formed in this chamber with high efficiency. This chamber is connected to a larger vessel where the flux of particles propagates and where the remote wafer to be etched is located. Our GlobalKin models only attempted to model the second, larger chamber. GlobalKin performs a spatially homogeneous plasma chemistry simulation which are coupled with surface reaction modules. The model uses a Boltzmann solver to obtain electron impact reaction rate coefficients. These models assumed a plasma volume of 90 000 cm<sup>3</sup>, an area around the

**Table 8.** Rating scheme for QDB chemistry sets

Ranking	Description of comparison conditions
1	Self-consistent but behaviour differs from available measurements.
2	Not yet compared; no suitable measurements found.
3	Comparison with measurements for the same process conditions versus one variable: power, gas flow or pressure
4	Comparison with some measurements for different process conditions (more than one comparison) e.g. validation for different pressure regimes.
5	Chemistry tested using more than a program: E.g. Quantemol-P and Quantemol-VT or another plasma simulation model.

**Figure 2.** Schematic representation of a chemistry set assembled in QDB for the  $\text{CF}_4/\text{O}_2$  mixture. The species considered are given in the circles, and the lines give individual reactions linking the various species.

**Table 9.** Conditions assumed in the model of SF<sub>6</sub>-CF<sub>4</sub>-O<sub>2</sub> etching.

Parameter	Value
Gas Pressure	500 and 700 mTorr
Gas Flow Rate	
SF <sub>6</sub>	800 sccm
CF <sub>4</sub>	150 sccm
O <sub>2</sub>	10 sccm
Power	1000 to 2000 W
Substrate	Si

plasma of 10 700 cm<sup>2</sup>. The models, which used an assumed diffusion length of 8.3 cm, were initiated using the feedstock gases. They were run for 500 iterations, corresponding to a total of 1 s, which proved sufficient to reach steady state.

### 5.1. SF<sub>6</sub>/CF<sub>4</sub>/O<sub>2</sub>

Initially, distinct sets of chemistries for SF<sub>6</sub>/O<sub>2</sub> and CF<sub>4</sub>/O<sub>2</sub> were constructed and validated separately. These chemistries were then merged and missing reactions, such as SF<sub>6</sub> + CF<sub>3</sub><sup>+</sup> → SF<sub>5</sub><sup>+</sup> + CF<sub>4</sub> [295] or SF<sub>x</sub><sup>-</sup> + CF<sub>y</sub><sup>+</sup> → SF<sub>x</sub> + CF<sub>y</sub>, were identified and added. We then set up separate surface chemistries for SF<sub>6</sub> and CF<sub>4</sub>, with a focus on silicon etching by F-radicals in the case of SF<sub>6</sub> and CF<sub>4</sub>. Surface chemistry parameters were taken from Kokkoris *et al.* [296]. Since CF<sub>4</sub> formed a smaller percentage of the mixture, see Table 9, we did not include the polymer deposition by CF<sub>x</sub> radicals. In addition to the F atom reactions, we added reactions of SF<sub>x</sub> radicals using the same reaction scheme as Kokkoris *et al.* [296], see also comments on this work by Nelson *et al.* [297].

Only just over 1% of oxygen is added to the mixture, as this increases the dissociation of SF<sub>6</sub> and CF<sub>4</sub>. Due to its low density, the oxygen-related surface reactions were not included in the model. We also assumed that no significant concentration of CS molecules is formed during plasma processing with a mixture of SF<sub>6</sub> and CF<sub>4</sub>, due to the large concentration of the F radicals in the mixture. This results in a much higher probability of formation of C<sub>x</sub>F<sub>y</sub> and SF<sub>x</sub> species. The conditions of the experiments are presented in Table 9.

To validate the chemistry set, we tested power variation between 1000 and 2000 W at a fixed pressure of 500 mTorr. As a second test we varied the pressure with power fixed at 2000 W. We used 40% of the experimental power in our simulation, in order to simulate the energy dissipation. This is almost certainly an over estimate of the power reaching the actual plasma in the Infineon device which explains why the simulations give faster etch rates than the measurements, see below.

Our GlobalKin simulations only provide global average values and therefore cannot provide an absolute quantitative comparison. For validation of our global model

**Table 10.** The conditions for processing in the model for SF<sub>6</sub>/CF<sub>4</sub>/N<sub>2</sub>/H<sub>2</sub>.

Parameter	Value
Gas Pressure	500 mTorr
Gas Flow Rate	
SF <sub>6</sub>	800 sccm
CF <sub>4</sub>	150 sccm
N <sub>2</sub> /H <sub>2</sub>	10 sccm
Power	1500 W
Substrate	Si

simulation we therefore compare trends. In particular, we compared the trends in the etching rate with measurements provided by Infineon Technologies, who studied the effect of both power variation and pressure variation. According to these measurements, the etch rate increases with increasing power but decreases with increasing pressure. Figure 3 illustrates the effect of varying power and pressure on the silicon etch rate for a mixture of SF<sub>6</sub>/CF<sub>4</sub>/O<sub>2</sub>. Good agreement in the trends is observed between the results of our simulation and the experimental data of Infineon. By increasing the power in the measurements and simulation we observe an increase in the Si etching rate but the rate drops as the pressure is raised.

Given the limited nature of the validation tests we have been able to perform for this chemistry we give this chemistry set a 3 star rating which is the lowest rating for a validated chemistry, see Table 8.

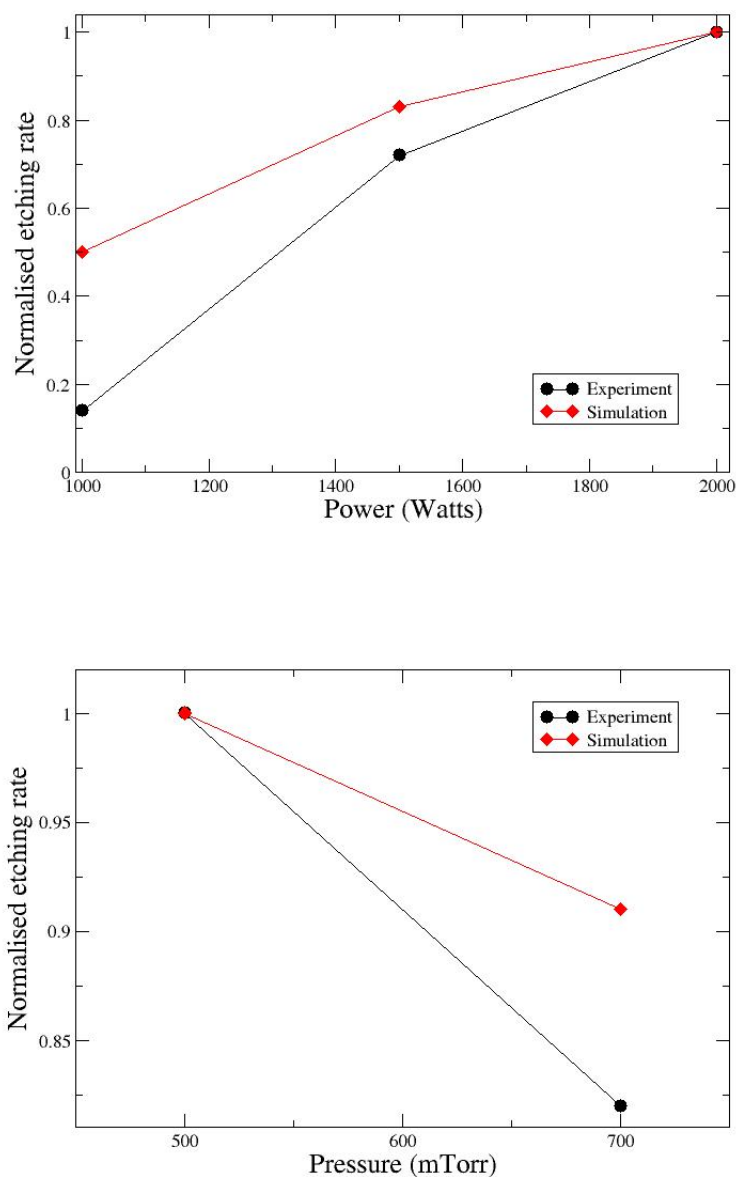
### 5.2. SF<sub>6</sub>/CF<sub>4</sub>/N<sub>2</sub>/H<sub>2</sub>

Initially, two sets of chemistries, for SF<sub>6</sub>/CF<sub>4</sub>, from the previous validation task, and for N<sub>2</sub>/H<sub>2</sub>, were constructed and validated separately. These chemistries were then merged. Since there is only a small proportion of N<sub>2</sub>/H<sub>2</sub> in the mixture, we excluded species like NF<sub>x</sub> and CH<sub>x</sub>F<sub>y</sub>, as well as the reactions that lead to them. Rates for ion recombination (HMM) reactions such as N<sup>+</sup> + F<sup>-</sup> → N + F and N<sub>2</sub><sup>+</sup>F<sup>-</sup> → N<sub>2</sub> + F were estimated from Moseley *et al* [272] and added to the chemistry list. The SF<sub>6</sub>/CF<sub>4</sub> chemistry was generated using the same assumptions used for the SF<sub>6</sub>/CF<sub>4</sub>/O<sub>2</sub> mixture. We also dealt with the surface reactions in a similar fashion to SF<sub>6</sub>/CF<sub>4</sub>/O<sub>2</sub>.

Table 10 summarises the experimental conditions assumed in the model. The experimental data from Infineon we tested against compared etch rates, under similar conditions, for the SF<sub>6</sub>/CF<sub>4</sub>/N<sub>2</sub>/H<sub>2</sub> and SF<sub>6</sub>/CF<sub>4</sub>/O<sub>2</sub> mixtures. According to the measurements, a higher etch rate is found for SF<sub>6</sub>/CF<sub>4</sub>/O<sub>2</sub> than for SF<sub>6</sub>/CF<sub>4</sub>/N<sub>2</sub>/H<sub>2</sub>. As shown in Fig. 5, due to the lower dissociation in presence of N<sub>2</sub>/H<sub>2</sub> compared with O<sub>2</sub>, both simulation and experimental results show a higher etch rate for the SF<sub>6</sub>/CF<sub>4</sub>/O<sub>2</sub> mixtures compared to SF<sub>6</sub>/CF<sub>4</sub>/N<sub>2</sub>/H<sub>2</sub> due to the lower production of F.

Given the limited nature of the validation tests we have been able to perform for



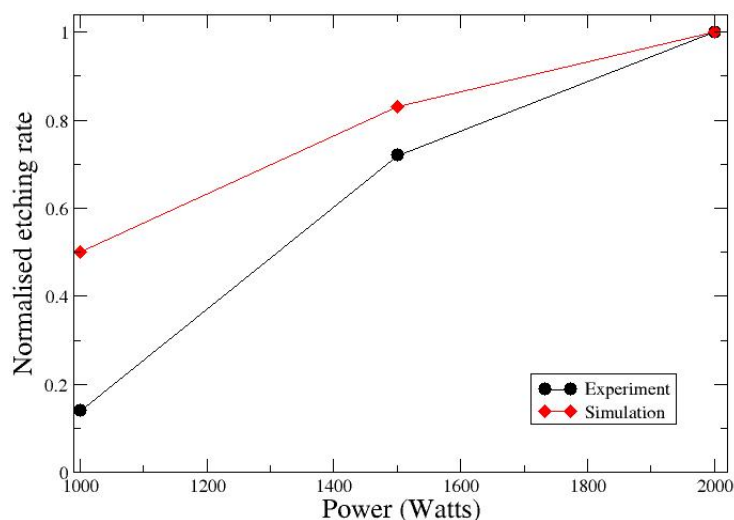


**Figure 3.** Comparison of the experimental data with the model results versus power (upper panel) and pressure (lower panel) for Si etching rate by  $\text{SF}_6/\text{CF}_4/\text{O}_2$ .

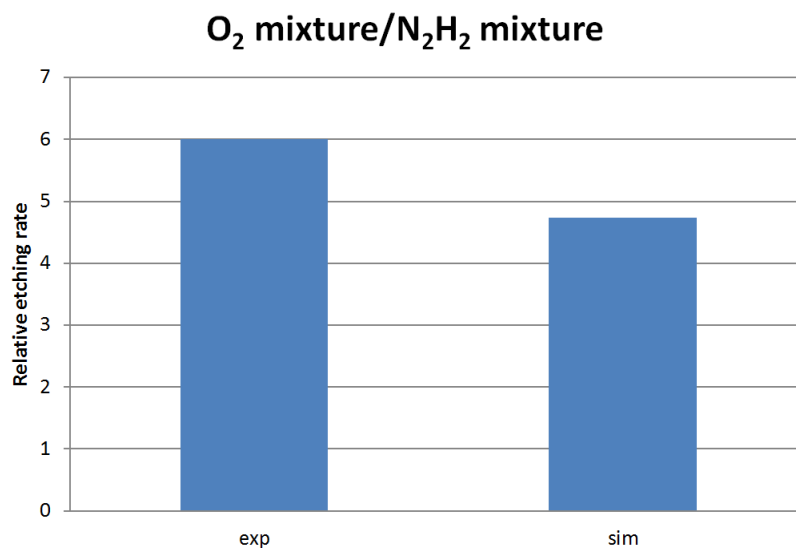
this chemistry we give this chemistry set a 3 star rating which is the lowest rating for a validated chemistry, see Table 8.

## 6. Future developments

The process of adding both more reactions and chemistries to QDB is continuous and ongoing. We will also progressively improve the validation status of current



**Figure 4.** Comparison of the experimental data with the model results versus power for Si etching rate by  $\text{SF}_6/\text{CF}_4/\text{N}_2/\text{H}_2$ .



**Figure 5.** Ratio of etch rate for Si etching rate by mixtures of  $\text{SF}_6/\text{CF}_4/\text{O}_2$  to  $\text{SF}_6/\text{CF}_4/\text{N}_2/\text{H}_2$ : comparison of measurement with simulation.

chemistries and validate more chemistries, although these activities require appropriate experimental data to be available for us to validate against. We have developed an initial rating system for these chemistries, and we plan to develop this further by allowing users to also submit ratings. At the same time we plan to implement more formal uncertainty quantification (UQ) procedures [298].

The processes currently covered by QDB are listed in Tables 1, 2, and 3. These

lists do cover all possible low-pressure gas phase processes. For example, inclusion of vibrationally-resolved reactions for molecules, such as in electron collisions with  $\text{CO}_2$  [81], is important for a number of plasma studies. QDB has the capability to hold such data but more work on data input and processes considered will be required to make it fully functional. At present QDB does not include processes that occur on surfaces and has only limited data for processes involving a third body. Both of these will be included in the database in the future. The inclusion of three-body reactions will extend the coverage to atmospheric pressure plasmas.

At present the data can be downloaded in two formats: a generic one and one that is appropriate for HPEM. With increasingly large datasets and sophisticated modelling programs, it is desirable for data to be transferred directly from the database to the model using an application program interface (API). We plan to develop APIs for commonly used plasma modelling programs in order to facilitate the use of QDB. We are also currently implementing facilities for users to self-assemble chemistries in their own basket; in the longer term we plan to facilitate this with an automated chemistry generation tool.

## 7. Conclusions

One of the challenging problems when modelling plasmas is the lack of reliable chemistry data. For this purpose, we have developed the Quantemol Database (QDB), which aims to provide a platform for the exchange and validation of reactions that are important in plasmas and plasma chemistry datasets. The database provides data on both electron scattering and heavy-particle reactions, and it aims to facilitate and encourage peer-to-peer data sharing by its users. QDB currently includes almost 5000 reactions and 28 complete sets of chemistries; so far 8 of these sets have undergone some sort of validation. The set of reactions includes more than 2800 cross sections and more than 2100 sets of reaction rate coefficients in Arrhenius format for more than 980 species in different states.

## Acknowledgements

We thank Prof. Uwe Czarnetzki, Dr. Nobuyuki Kuboi, Prof. Satoshi Hamaguchi, Prof. Mark Kushner and Prof. Leanne Pitchford for helpful discussions during this project. Partial funding was received from the UK STFC under grants ST/M007774 and ST/K004069, and from the Powerbase project. Powerbase has received funding from the Electronic Component Systems for European Leadership Joint Undertaking under grant agreement No 662133. This Joint Undertaking receives support from the European Union's Horizon 2020 research and innovation programme and Austria, Belgium, Germany, Italy, Netherlands, Norway, Slovakia, Spain, United Kingdom.

## References

- [1] Bartschat K and Kushner M J 2016 *Proc. Nat. Acad. Sci.* **113** 7026–7034
- [2] Munro J J and Tennyson J 2008 *J. Vacuum Sci. Tech. A* **26** 865–869
- [3] Dutuit O, Carrasco N, Thissen R, Vuitton V, Alcaraz C, Pernot P, Balucani N, Casavecchia P, Canosa A, Le Picard S, Loison J C, Herman Z, Zabka J, Ascenzi D, Tosi P, Franceschi P, Price S D and Lavvas P 2013 *Astrophys. J. Suppl.* **204** 20
- [4] Kadochnikov I N, Loukhovitski B I and Starik A M 2013 *Plasma Sources Science and Technology* **22** 035013
- [5] Bultel A and Annaloro J 2013 *Plasma Sources Science and Technology* **22** 025008
- [6] Capitelli M, Colonna G, D'Ammando G, Laporta V and Laricchiuta A 2014 *Chem. Phys.* **438** 31 – 36 ISSN 0301-0104
- [7] Capitelli M, Celiberto R, Colonna G, Esposito F, Gorse C, Hassouni K, Laricchiuta A and Longo S 2016 *FUNDAMENTAL ASPECTS OF PLASMA CHEMICAL PHYSICS: KINETICS* (*Springer Series on Atomic Optical and Plasma Physics* vol 85) (Springer) pp 223–245
- [8] Bartschat K, Tennyson J and Zatsarinny O 2017 *Plasma Proc. Polymers* **14** 1600093
- [9] Pitchford L C, Alves L L, Bartschat K, Biagi S F, Bordage M C, Bray I, Brion C E, Brunger M J, Campbell L, Chachereau A, Chaudhury B, Christophorou L G, Carbone E, Dyatko N A, Franck C M, Fursa D V, Gangwar R K, Guerra V, Haefliger P, Hagelaar G J M, Hoesl A, Itikawa Y, Kochetov I V, McEachran R P, Morgan W L, Napartovich A P, Puech V, Rabie M, Sharma L, Srivastava R, Stauffer A D, Tennyson J, de Urquijo J, van Dijk J, Viehland L A, Zammit M C, Zatsarinny O and Pancheshnyi S 2017 *Plasma Proc. Polymers* **14** 1600098
- [10] Celiberto R, Armenise I, Cacciatore M, Capitelli M, Esposito F, Gamallo P, Janev R K, Laganà A, Laporta V, Laricchiuta A, Lombardi A, Rutigliano M, Sayós R, Tennyson J and Wadehra J M 2016 *Plasma Sources Sci. Technol.* **26** 033004
- [11] Wakelam V, Herbst E, Loison J C, Smith I W M, Chandrasekaran V, Pavone B, Adams N G, Bacchus-Montabonel M C, Bergeat A, Béroff K, Bierbaum V M, Chabot I M, Dalgarno A, van Dishoeck E F, Faure A, Geppert W D, Gerlich D, Galli D, Hebrard E, Hersant F, Hickson K M, Honvault P, Klippenstein S J, Le Picard S, Nyman G, Pernot P, Schlemmer S, Selsis F, Sims I R, Talbi D, JTennyson, Troe J, Wester R and Wiesenfeld L 2012 *Astrophys. J. Suppl.* **199** 21
- [12] Wakelam V, Loison J C, Herbst E, Pavone B, Bergeat A, Béroff K, Chabot M, amd W D Geppert A F, Gerlich D, Gratier P, Harada N, Hickson K M, Honvault P, Klippenstein S J, Le Picard S, Nyman G, Ruaud M, Schlemmer S, Sims I R, Talbi D, Tennyson J and Wester R 2015 *Astrophys. J. Suppl.* **217** 20
- [13] Dubernet M L, Alexander M H, Ba Y A, Balakrishnan N, Balanca C, Ceccarelli C, Cernicharo J, Daniel F, Dayou F, Doronin M, Dumouchel F, Faure A, Feautrier N, Flower D R, Grosjean A, Halvick P, Klos J, Lique F, McBane G C, Marinakis S, Moreau N, Moszynski R, Neufeld D A, Roueff E, Schilke P, Spielfiedel A, Stancil P C, Stoecklin T, Tennyson J, Yang B, Vasserot A M and Wiesenfeld L 2013 *Astron. Astrophys.* **553** A50
- [14] Kushner M J 2009 *J. Phys. D: Appl. Phys.* **42** 194013
- [15] Grapperhaus M J and Kushner M J 1997 *J. Appl. Phys.* **81** 569–577
- [16] Song M Y, Yoon J S, Cho H, Itikawa Y, Karwasz G P, Kokoouline V, Nakamura Y and Tennyson J 2015 *J. Phys. Chem. Ref. Data* **44** 023101
- [17] Janev R K and Reiter D 2002 Collision processes of hydrocarbon species in hydrogen plasmas: I. the methane family Tech. rep. Forschungszentrum Jülich GmbH
- [18] Sommerer T J and Kushner M J 1992 *J. Appl. Phys.* **71** 1654
- [19] Vasenkov A V, Li X, Oehrlein G S and Kushner M J 2004 *J. Vac. Sci. Technol. A* **22** 511
- [20] Vasenkov A V, Li X, Oehrlein G S and Kushner M J 2004 *J. Vac. Sci. Technol. A* **22** 511
- [21] Kushner M J 1988 *J. Appl. Phys.* **63** 2532
- [22] Subramonium P and Kushner M J 2002 *J. Vac. Sci. Technol. A* **20** 325

- [23] Rauf S and Kushner M J 1997 *J. Appl. Phys.* **82** 2805
- [24] Kushner M J 1992 *J. Appl. Phys.* **71** 4173
- [25] Kushner M J 1993 *J. Appl. Phys.* **74** 6538
- [26] Kushner M J 2009 *J. Phys. D: Appl. Phys.* **42** 194013
- [27] Lu J and Kushner M J 2000 *J. Appl. Phys.* **87** 7198
- [28] Choi S J and Kushner M J 1993 *Appl. Phys. Lett.* **62** 2197
- [29] Song S H and Kushner M J 2012 *Plasma Sources Sci. Technol.* **21** 055028
- [30] Dorai R and Kushner M J 2003 *J. Phys. D: Appl. Phys.* **36** 666–685
- [31] Kushner M J and Warner B E 1983 *J. Appl. Phys.* **54** 2970
- [32] Rauf S and Kushner M J 1999 *J. Appl. Phys.* **85** 3460
- [33] Stafford D S and Kushner M J 2004 *J. Appl. Phys.* **96** 2451
- [34] Yang Y and Kushner M J 2010 *Plasma Sources Sci. Technol.* **19** 055011
- [35] Arakoni R A, Bhoj A N and Kushner M J 2007 *J. Phys. D: Appl. Phys.* **40** 2476–2490
- [36] Tennyson J, Brown D B, Munro J J, Rozum I, Varambhia H N and Vinci N 2007 *J. Phys. Conf. Ser.* **86** 012001
- [37] Carr J M, Galiatsatos P G, Gorfinkiel J D, Harvey A G, Lysaght M A, Madden D, Mašin Z, Plummer M and Tennyson J 2012 *Eur. Phys. J. D* **66** 58
- [38] Dubernet M L, Antony B K, Ba1 Y A, Babikov Y L, Bartschat K, Boudon V, Braams B J, Chung H K, Daniel F, Delahaye F, Del Zanna G, de Urquijo J, Dimitrijević M S, Domaracka A, Doronin M, Drouin B J, Endres C P, Fazliev A Z, Gagarin S V, Gordon I E, Gratier P, Heiter U, Hill C, Jevremović D, Joblin C, Kasprzak A, Krishnakumar E, Leto G, Loboda P A, Louge T, Maclot S, Marinković B P, Markwick A, Marquart T, Mason H E, Mason N J, Mendoza C, Mihajlov A A, Millar T J, Moreau N, Mulas G, Pakhomov Y, Palmeri P, Pancheshnyi S, Perevalov V I, Piskunov N, Postler J, Quinet P, Quintas-Sánchez E, Ralchenko Y, Rhee Y J, Rixon G, Rothman L S, Roueff E, Ryabchikova T, Sahal-Bréchet S, Scheier P, Schlemmer S, Schmitt B, Stempels E, Tashkun S, Tennyson J, Tyuterev V G, cić V V, Wakelam V, Walton N A, Zatsarinny O, Zeippen C, Zwölf C M and VAMDC Consortium 2016 *J. Phys. B: At. Mol. Opt. Phys.* **49** 074003
- [39] Itikawa Y 2006 *J. Phys. Chem. Ref. Data* **35** 31
- [40] Itikawa Y and Mason N 2005 *J. Phys. Chem. Ref. Data* **34** 1
- [41] Itikawa Y 2015 *J. Phys. Chem. Ref. Data* **44** 013105
- [42] Itikawa Y 2002 *J. Phys. Chem. Ref. Data* **31** 749
- [43] Yoon J S, Song M Y, Han J M, Hwang S H, Chang W S, Lee B and Itikawa Y 2008 *J. Phys. Chem. Ref. Data* **37** 913
- [44] Itikawa Y, Ichimura A, Onda K, Sakimoto K, Takayanagi K, Hatano Y, Hayashi M, Nishimura H and Tsurubuchi S 1989 *J. Phys. Chem. Ref. Data* **18** 23
- [45] Itikawa Y 2009 *J. Phys. Chem. Ref. Data* **38** 1
- [46] Itikawa Y and Ichimura A 1990 *J. Phys. Chem. Ref. Data* **19** 637
- [47] Christophorou L G and Olthoff J K 1999 *J. Phys. Chem. Ref. Data* **28** 967
- [48] Christophorou L G, Olthoff J K and Rao M V V S 1996 *J. Phys. Chem. Ref. Data* **25** 1341
- [49] Christophorou L G, Olthoff J K and Rao M V V S 1997 *J. Phys. Chem. Ref. Data* **26** 1
- [50] Christophorou L G, Olthoff J K and Wang Y C 1997 *J. Phys. Chem. Ref. Data* **26** 1205–1237
- [51] Christophorou L G 2000 *J. Phys. Chem. Ref. Data* **29** 267
- [52] Christophorou L G 2000 *J. Phys. Chem. Ref. Data* **29** 267
- [53] Christophorou L G 2000 *J. Phys. Chem. Ref. Data* **29** 553
- [54] Christophorou L G 2001 *J. Phys. Chem. Ref. Data* **30** 449
- [55] Janev R K, Langer W D and Evans K J 1987 *Elementary Processes in Hydrogen-Helium Plasmas: Cross Sections and Reaction Rate Coefficients* Springer Series on Atomic, Optical, and Plasma Physics (Book 4) (Springer-Verlag)
- [56] Janev R K and Reiter D 2003 Collision processes in low-temperature hydrogen plasmas Tech. rep. Forschungszentrum Jülich GmbH

- [57] Janev R K and Reiter D 2002 Collision processes of hydrocarbon species in hydrogen plasmas: Ii. the ethane and propane families Tech. rep. Forschungszentrum Jlich GmbH
- [58] Janev R K and Reiter D 2003 Collision processes of hydrocarbon species in hydrogen plasmas: Iii. the silane family Tech. rep. Forschungszentrum Jülich GmbH
- [59] Janev R K 2003 Nuclear fusion project: Annual progress report 2002 Tech. rep. Forschungszentrum Jülich GmbH
- [60] Phelps A V and Pitchford L C 1985 *Phys. Rev. A* **31** 2932–2949
- [61] Lowke J J 1973 *J. Appl. Phys.* **44** 4664
- [62] Phelps A V and Brunt R J V 1988 *J. Appl. Phys.* **64** 4269
- [63] Phelps A V 1985 Tabulations of collision cross sections and calculated transport and reaction coefficients for electron collisions with o2 Tech. rep. University of Colorado
- [64] Zatsarinny O, Wang Y and Bartschat K 2014 *Phys. Rev. A* **89** 022706
- [65] Gedeon V, Gedeon S, Lazur V, Nagy E, Zatsarinny O and Bartschat K 2014 *Phys. Rev. A* **89**
- [66] Cunningham A J, O'Malley T F and Hobson R M 1981 *J. Phys. B: At. Mol. Phys.* **14** 773–782
- [67] Radmilovic-Radjenovic M, Varambhia H N, Vranic M, Tennyson J and Petrovic Z L 2008 *Publ. Astron. Obs. Belgrade* **84** 57–60
- [68] Varambhia H N, Munro J J and Tennyson J 2008 *Intern. J. Mass Spectrometry* **271** 1–7
- [69] Brigg W J, Tennyson J and Plummer M 2014 *J. Phys. B: At. Mol. Opt. Phys.* **47** 185203
- [70] Varambhia H N and Tennyson J 2007 *J. Phys. B: At. Mol. Opt. Phys.* **40** 1211–1233
- [71] Varambhia H N, Faure A, Graupner K, Field T A and Tennyson J 2010 *Mon. Not. R. Astron. Soc.* **403** 1409–1412
- [72] Varambhia H N, Gupta M, Faure A, Baluja K L and Tennyson J 2009 *J. Phys. B: At. Mol. Opt. Phys.* **42** 095204
- [73] Halmová G, Gorfinkiel J D and Tennyson J 2006 *J. Phys. B: At. Mol. Opt. Phys.* **39** 2849–2860
- [74] Fujimoto M M, Brigg W J and Tennyson J 2012 *Eur. Phys. J. D* **66** 204
- [75] Rozum I, Mason N J and Tennyson J 2003 *J. Phys. B: At. Mol. Opt. Phys.* **36** 2419–2432
- [76] Rozum I, Limao-Viera P, Eden S, Mason N and Tennyson J 2006 *J. Phys. Chem. Ref. Data* **35** 267–284
- [77] Rozum I, Mason N J and Tennyson J 2002 *J. Phys. B: At. Mol. Opt. Phys.* **35** 1583–1591
- [78] Morgan L A and Tennyson J 1993 *J. Phys. B: At. Mol. Opt. Phys.* **26** 2429–2441
- [79] Laporta V, Cassidy C M, Tennyson J and Celiberto R 2012 *Plasma Sources Sci. Technol.* **21** 045005
- [80] Laporta V, Celiberto R and Tennyson J 2016 *Plasma Sources Sci. Technol.* **25** 01LT04
- [81] Laporta V, Tennyson J and Celiberto R 2016 *Plasma Sources Sci. Technol.* **25** 06LT02
- [82] Branchett S E, Tennyson J and Morgan L A 1990 *J. Phys. B: At. Mol. Opt. Phys.* **23** 4625–4639
- [83] Stibbe D T and Tennyson J 1999 *Astrophys. J.* **513** L147–L150
- [84] Trevisan C S and Tennyson J 2002 *Plasma Phys. Controlled Fusion* **44** 1263–1276
- [85] Gorfinkiel J D, Morgan L A and Tennyson J 2002 *J. Phys. B: At. Mol. Opt. Phys.* **35** 543–555
- [86] Gillan C J, Tennyson J, McLaughlin B M and Burke P G 1996 *J. Phys. B: At. Mol. Opt. Phys.* **29** 1531–1547
- [87] Laporta V, Little D A, Celiberto R and Tennyson J 2014 *Plasma Sources Sci. Technol.* **23** 065002
- [88] Morgan L A, Gillan C J, Tennyson J and Chen X 1997 *J. Phys. B: At. Mol. Opt. Phys.* **30** 4087–4096
- [89] Munjal H, Baluja K and Tennyson J 2009 *Phys. Rev. A* **79** 032712
- [90] Tashiro M, Morokuma K and Tennyson J 2006 *Phys. Rev. A* **73** 052707
- [91] Tashiro M, Morokuma K and Tennyson J 2006 *Phys. Rev. A* **74** 022706
- [92] Laporta V, Celiberto R and Tennyson J 2013 *Plasma Sources Sci. Technol.* **22** 025001
- [93] Laporta V, Celiberto R and Tennyson J 2015 *Phys. Rev. A* **91** 012701
- [94] Eckstrom D J, Nakano H H, Lorents D C, Rothem T, Betts J A, Lainhart M E, Triebes K J and Dakin D A 1988 *J. Appl. Phys.* **64** 1691
- [95] Tachibana K 1986 *Phys. Rev. A* **34** 1007–1015

- [96] Vriens L 1964 *Phys. Lett.* **8** 260–261
- [97] Eckstrom D J, Nakano H H, Lorents D C, Rothem T, Betts J A, Lainhart M E, Dakin D A and Maenchen J E 1988 *J. Appl. Phys.* **64** 1679
- [98] Hayashi M 1979 *Le Journal de Physique Colloques* **40** C2–661 – C2–662
- [99] Lam S K, Zheng C E, Lo D, Dem'yanov A and Napartovich A P 2000 *J. Phys. D: Appl. Phys.* **33** 242–251
- [100] Rogoff G L, Kramer J M and Piejak R B 1986 *IEEE Trans. Plasma. Sci.* **14** 103–111
- [101] Tinck S, Boullart W and Bogaerts A 2008 *J. Phys. D: Appl. Phys.* **41** 065207
- [102] Henry R J W, Burke P G and Sinfailam A L 1969 *Phys. Rev.* **178** 218–225
- [103] Meeks E 1997 *J. Electrochem. Soc.* **144** 357
- [104] Jain A and Norcross D W 1992 *Phys. Rev. A* **45** 1644–1656
- [105] Motapon O, Fifirig M, Florescu A, Tamo F O W, Crumeyrolle O, Varin-Bréant G, Bultel A, Vervisch P, Tennyson J and Schneider I F 2005 *Plasma Sources Sci. Technol.* **15** 23–32
- [106] Sohn W, Kochem K H, Scheuerlein K M, Jung K and Ehrhardt H 1986 *J. Phys. B* **19** 3625–3632
- [107] Sommerer T J 1992 *J. Vac. Sci. Technol. B* **10** 2179
- [108] Brian J 1990 *Phys. Rep.* **186** 215–248
- [109] Geltman S 1973 *J. Quant. Spectrosc. Radiat. Transf.* **13** 601–613
- [110] Font G I, Morgan W L and Mennenga G 2002 *J. Appl. Phys.* **91** 3530
- [111] Srivastava R and Williamson W 1989 *J. Appl. Phys.* **65** 908
- [112] Kline L E 1982 *IEEE Trans. Plasma. Sci.* **10** 224–233
- [113] Yoshida K, Goto S, Tagashira H, Winstead C, McKoy B V and Morgan W L 2002 *J. Appl. Phys.* **91** 2637
- [114] John T L and Williams R J 1977 *Phys. Lett. A* **62** 477–478
- [115] Banks P 1966 *Planet. Space Sci.* **14** 1085–1103
- [116] Itikawa Y 1974 *At. Data and Nucl. Data Tables* **14** 1–10
- [117] Brian J 1990 *Phys. Rep.* **186** 215–248
- [118] Marchalant P J and Bartschat K 1997 *J. Phys. B* **30** 4373–4382
- [119] Aydil E S 1993 *J. Electrochem. Soc.* **140** 1471
- [120] Nakamura Y 2010 *J. Phys. D: Appl. Phys.* **43** 365201
- [121] Scheibner K F, Hazi A U and Henry R J W 1987 *Phys. Rev. A* **35** 4869–4872
- [122] van Gaens W and Bogaerts A 2013 *J. Phys. D: Appl. Phys.* **46** 275201
- [123] Morgan W L 1992 *Plasma Chem. Plasma P.* **12** 449–476
- [124] Hayashi M and Nimura T 1983 *J. Appl. Phys.* **54** 4879
- [125] Bratagne J, Godart J and Puech V 1982 *J. Phys. D: Appl. Phys.* **15** 2205–2225
- [126] Josić L, Wróblewski T, Petrović Z L, Mechlińska-Drewko J and Karwasz G P 2001 *Chem. Phys. Lett.* **350** 318–324
- [127] Laher R R and Gilmore F R 1990 *J. Phys. Chem. Ref. Data* **19** 277
- [128] Meeks E 1998 *J. Vac. Sci. Technol. A* **16** 544
- [129] Kannari F, Suda A, Obara M and Fujioka T 1983 *IEEE J. Quantum Electron.* **19** 1587–1600
- [130] Leiter K, Stephan K, Märk E and Märk T D 1984 *Plasma Chem. Plasma P.* **4** 235–249
- [131] Méndez I, Tanarro I and Herrero V J 2010 *Phys. Chem. Chem. Phys.* **12** 4239
- [132] Ali M A, Irikura K K and Kim Y K 2000 *Intern. J. Mass Spectrometry* **201** 187–195
- [133] McFarland R H and Kinney J D 1965 *Phys. Rev.* **137** A1058–A1061
- [134] Vriens L 1964 *Phys. Lett.* **8** 260–261
- [135] Tarnovsky V, Deutsch H, Martus K E and Becker K 1998 *J. Chem. Phys.* **109** 6596
- [136] Freund R S, Wetzel R C, Shul R J and Hayes T R 1990 *Phys. Rev. A* **41** 3575–3595
- [137] Winstead C and McKoy V 2002 *J. Chem. Phys.* **116** 1380
- [138] Marriott J and Craggs J D 1957 *J. Electron. Contr.* **3** 194–202
- [139] Tarnovsky V, Kurunczi P, Rogozhnikov D and Becker K 1993 *Int. J. Mass Spectrom. Ion Process.* **128** 181–194
- [140] Deutsch H, Märk T D, Tarnovsky V, Becker K, Cornelissen C, Cespiva L and Bonacic-Koutecky

- V 1994 *Int. J. Mass Spectrom. Ion Process.* **137** 77–91
- [141] Tarnovsky V, Deutsch H and Becker K 1997 *Int. J. Mass Spectrom. Ion Process.* **167-168** 69–78
- [142] Brook E, Harrison M F A and Smith A C H 1978 *J. Phys. B* **11** 3115–3132
- [143] Smith A C H, Caplinger E, Neynaber R H, Rothe E W and Trujillo S M 1962 *Phys. Rev.* **127** 1647–1649
- [144] Rapp D and Englander-Golden P 1965 *J. Chem. Phys.* **43** 1464
- [145] Chutjian A, Cartwright D C and Trajmar S 1977 *Phys. Rev. A* **16** 1052–1060
- [146] Lindsay B G, Mangan M A, Straub H C and Stebbings R F 2000 *J. Chem. Phys.* **112** 9404
- [147] Bogaerts A and Gijbels R 2002 *Spectrochimica Acta B* **57** 1071–1099
- [148] Bogaerts A and Gijbels R 1999 *J. Appl. Phys.* **86** 4124
- [149] Lukáč P, Mikuš O, Morva I, Zábudlá Z, Trnovec J and Morvová M 2011 *Plasma Sources Sci. Technol.* **20** 055012
- [150] Gordiets B F, Ferreira C M, Guerra V L, Loureiro J M A H, Nahorny J, Pagnon D, Touzeau M and Vialle M 1995 *IEEE Trans. Plasma. Sci.* **23** 750–768
- [151] Kossyi I A, Kostinsky A Y, Matveyev A A and Silakov V P 1992 *Plasma Sources Sci. Technol.* **1** 207–220
- [152] Gougousi T, Johnsen R and Golde M F 1995 *Int. J. Mass Spectrom. Ion Process.* **149-150** 131–151
- [153] Winters H F 1975 *J. Chem. Phys.* **63** 3462
- [154] Perrin J, Leroy O and Bordage M C 1996 *Contrib. Plasma Phys.* **36** 3–49
- [155] Chan C F, Burrell C F and Cooper W S 1983 *J. Appl. Phys.* **54** 6119
- [156] Rauer H 1997 *Earth Moon Planets* **79** 161–178
- [157] Thorsteinsson E G and Gudmundsson J T 2010 *Plasma Sources Sci. Technol.* **19** 055008
- [158] Snoeckx R, Aerts R, Tu X and Bogaerts A 2013 *J. Phys. Chem. C* **117** 4957–4970
- [159] Bultel A, van Ootegem B, Bourdon A and Vervisch P 2002 *Phys. Rev. E* **65**
- [160] Morris R A, Viggiano A A, Arnold S T and Paulson J F 1995 *Int. J. Mass Spectrom. Ion Process.* **149-150** 287–298
- [161] Gryziński M 1965 *Phys. Rev.* **138** A336–A358
- [162] Nagpal R and Garscadden A 1994 *Appl. Phys. Lett.* **64** 1626
- [163] Goto M, Nakamura K, Toyoda H and Sugai H 1994 *Jpn J. Appl. Phys.* **33** 3602–3607
- [164] Burrow P D 1973 *J. Chem. Phys.* **59** 4922
- [165] Matejcik S, Kiendler A, Cicman P, Skalny J, Stampfli P, Illenberger E, Chu Y, Stamatovic A and Märk T D 1997 *Plasma Sources Sci. Technol.* **6** 140–146
- [166] Zhao S X, Gao F, Wang Y N and Bogaerts A 2012 *Plasma Sources Sci. Technol.* **21** 025008
- [167] v Trepka L and Neuert H 1963 *Z Naturforsch A* **18**
- [168] Sharp T E 1967 *J. Chem. Phys.* **46** 1530
- [169] Bardsley J N 1983 *J. Chem. Phys.* **78** 7227
- [170] Vroom D A 1969 *J. Chem. Phys.* **50** 580
- [171] Weaver L D 1970 *J. Chem. Phys.* **52** 2299
- [172] Krishnakumar E and Srivastava S K 1992 *Int. J. Mass Spectrom. Ion Process.* **113** 1–12
- [173] Ma C, Bruce M R and Bonham R A 1992 *Phys. Rev. A* **45** 6932–6932
- [174] Poll H U, Winkler C, Margreiter D, Grill V and Märk T D 1992 *Int. J. Mass Spectrom. Ion Process.* **112** 1–17
- [175] Ali M A, Irikura K K and Kim Y K 2000 *Intern. J. Mass Spectrometry* **201** 187–195
- [176] Chatham H, Hils D, Robertson R and Gallagher A 1984 *J. Chem. Phys.* **81** 1770
- [177] Rejoub R, Sieglaff D R, Lindsay B G and Stebbings R F 2001 *J. Phys. B* **34** 1289–1297
- [178] Ho P, Johannes J E, Buss R J and Meeks E 2001 *J. Vac. Sci. Technol. A* **19** 2344
- [179] Hamden M 1989 *Rapid Commun. Mass Spectrom.* **3** iii–iii
- [180] Kossyi I A, Kostinsky A Y, Matveyev A A and Silakov V P 1992 *Plasma Sources Sci. Technol.* **1** 207–220
- [181] Moravej M, Yang X, Barankin M, Penelon J, Babayan S E and Hicks R F 2006 *Plasma Sources*



- Sci. Technol.* **15** 204–210
- [182] Babcock L M 1981 *J. Chem. Phys.* **74** 5700
- [183] Dyatko N A, Ionikh Y Z, Kochetov I V, Marinov D L, Meshchanov A V, Napartovich A P, Petrov F B and Starostin S A 2008 *J. Phys. D: Appl. Phys.* **41** 055204
- [184] Sieck L W, Heron J T and Green D S 2000 *Plasma Chem. Plasma P.* **20** 235–258
- [185] Lee C 1995 *J. Vac. Sci. Technol. A* **13** 368
- [186] Bogaerts A 2009 *Spectrochimica Acta B* **64** 1266–1279
- [187] Conrads H and Schmidt M 2000 *Plasma Sources Sci. Technol.* **9** 441–454
- [188] Ma G, Suto M and Lee L C 1991 *J. Chem. Phys.* **94** 7893
- [189] Jarvis G K, Mayhew C A and Tuckett R P 1996 *J. Phys. Chem.* **100** 17166–17174
- [190] Tian C and Vidal C R 1998 *J. Phys. B* **31** 895–909
- [191] Morris R A, Viggiano A A, Arnold S T and Paulson J F 1995 *Int. J. Mass Spectrom. Ion Process.* **149–150** 287–298
- [192] Mao M and Bogaerts A 2010 *J. Phys. D: Appl. Phys.* **43** 205201
- [193] Ellis H W, Pai R Y, McDaniel E W, Mason E A and Viehland L A 1976 *At. Data and Nucl. Data Tables* **17** 177–210
- [194] Chatham H and Gallagher A 1985 *J. Appl. Phys.* **58** 159
- [195] Pace P and Lacombe M 1978 *IEEE J. Quantum Electron.* **14** 263–274
- [196] Niles F E 1970 *J. Chem. Phys.* **52** 408
- [197] Almeida D P, Fontes A C and Godinho C F L 1995 *J. Phys. B* **28** 3335–3345
- [198] Morris R A, Viggiano A A and Paulson J F 1993 *J. Phys. Chem.* **97** 6208–6211
- [199] Vinogradov G K, Nevzorov P I, Polak L S and Slovetsky D I 1982 *Vacuum* **32** 529–537
- [200] Ellis H W, Thackston M G, McDaniel E W and Mason E A 1984 *At. Data and Nucl. Data Tables* **31** 113–151
- [201] Ganas P S 1999 *Astron. Astrophys. Suppl. Ser.* **138** 323–326
- [202] Mason N J and Newell W R 1987 *J. Phys. B* **20** 1357–1377
- [203] Hayashi M 1983 *J. Phys. D: Appl. Phys.* **16** 581–589
- [204] Suzuki T Y, Sakai Y, Min B S, Takayanagi T, Wakiya K, Suzuki H, Inaba T and Takuma H 1991 *Phys. Rev. A* **43** 5867–5873
- [205] Rockwood S D 1973 *Phys. Rev. A* **8** 2348–2358
- [206] Teubner P J O, Riley J L, Tonkin M C, Furst J E and Buckman S J 1985 *J. Phys. B* **18** 3641–3652
- [207] de Heer F J, Jansen R H J and van der Kaay W 1979 *J. Phys. B* **12** 979–1002
- [208] Herron J T and Green D S 2001 *Plasma Chem. Plasma P.* **21** 459–481
- [209] Raksit A B 1985 *Int. J. Mass Spectrom. Ion Process.* **66** 109–119
- [210] Kossyi I A, Kostinsky A Y, Matveyev A A and Silakov V P 1992 *Plasma Sources Sci. Technol.* **1** 207–220
- [211] Hack W, Wagner H G and Zasyplin A 1994 *Berichte der Bunsengesellschaft für physikalische Chemie* **98** 156–164
- [212] Corchado J C and Espinosa-García J 1997 *J. Chem. Phys.* **106** 4013
- [213] Röhrig M and Wagner H G 1994 *Berichte der Bunsengesellschaft für physikalische Chemie* **98** 858–863
- [214] Stothard N, Humpfer R and Grotheer H H 1995 *Chem. Phys. Lett.* **240** 474–480
- [215] Hack W, Wagner H G and Zasyplin A 1994 *Berichte der Bunsengesellschaft für physikalische Chemie* **98** 156–164
- [216] Xu Z F, Fang D C and Fu X Y 1997 *Chem. Phys. Lett.* **275** 386–391
- [217] Yoshimura M, Tamura F, Koshi M and Matsui H 1990 *Nippon Kagaku Kaishi* **1990** 589–593
- [218] Gehring V M, Hoyermann K, Wagner H G and Wolfram J 1971 *Berichte der Bunsengesellschaft für physikalische Chemie* **75** 1287–1294
- [219] Stief L J 1970 *J. Chem. Phys.* **52** 4841
- [220] Vaghjiani G L 1995 *Intern. J. Chem. Kinetics* **27** 777–790
- [221] Morris R A, Viggiano A A, Doren J M V and Paulson J F 1992 *J. Phys. Chem.* **96** 2597–2603

- [222] Haider N and Husain D 1993 *Intern. J. Chem. Kinetics* **25** 423–435
- [223] Tsai C P, Belanger S M, Kim J T, Lord J R and McFadden D L 1989 *J. Phys. Chem.* **93** 1916–1922
- [224] Burgess D R, Zachariah M R, Tsang W and Westmoreland P R 1995 *Prog. Energy Combust. Sci.* **21** 453–529
- [225] Ryan K R and Plumb I C 1986 *Plasma Chem. Plasma P.* **6** 231–246
- [226] Keating E L and Matula R A 1977 *J. Chem. Phys.* **66** 1237
- [227] Tan H S, Pabst M J K and Franklin J L 1976 *Int. J. Mass Spectrom. Ion Process.* **19** 163–178
- [228] Mayhew C A and Smith D 1990 *Int. J. Mass Spectrom. Ion Process.* **100** 737–751
- [229] Efremov A M, Kim D P and Kim C I 2004 *Vacuum* **75** 237–246
- [230] Bradley J N, Whytock D A and Zaleski T A 1973 *Journal of the Chemical Society, Faraday Transactions 1: Physical Chemistry in Condensed Phases* **69** 1251
- [231] Austin E R and Lampe F W 1977 *J. Phys. Chem.* **81** 1134–1138
- [232] Perrin J, Leroy O and Bordage M C 1996 *Contrib. Plasma Phys.* **36** 3–49
- [233] Itabashi N, Kato K, Nishiwaki N, Goto T, Yamada C and Hirota E 1989 *Jpn J. Appl. Phys.* **28** L325–L328
- [234] Moreau N, Pasquiers S, Blin-Simiand N, Magne L, Jorand F, Postel C and Vacher J R 2010 *J. Phys. D: Appl. Phys.* **43** 285201
- [235] Laufer A H and Fahr A 2004 *Chem. Rev.* **104** 2813–2832
- [236] Wang H and Frenklach M 1997 *Combust. Flame* **110** 173–221
- [237] Masi M, Cavallotti C and Carrà S 1998 *Chem. Eng. Sci.* **53** 3875–3886
- [238] Frenklach M and Warnatz J 1987 *Combust. Sci. Technol.* **51** 265–283
- [239] Tinck S and Bogaerts A 2016 *J. Phys. D: Appl. Phys.* **49** 195203
- [240] Ryan K R 1989 *Plasma Chem. Plasma P.* **9** 483–496
- [241] Plumb I C and Ryan K R 1986 *Plasma Chem. Plasma P.* **6** 247–258
- [242] Ryan K R and Plumb I C 1990 *Plasma Chem. Plasma P.* **10** 207–229
- [243] Olleta A C and Lane S I 2002 *Phys. Chem. Chem. Phys.* **4** 3341–3349
- [244] Berry R J, Ehlers C J, Burgess D R, Zachariah M R and Marshall P 1997 *Chem. Phys. Lett.* **269** 107–116
- [245] Woodall J, Agúndez M, Markwick-Kemper A J and Millar T J 2007 *Astron. Astrophys.* **466** 1197–1204
- [246] Persky A 2003 *Chem. Phys. Lett.* **376** 181–187
- [247] Kerr J A and Timlin D M 1971 *Intern. J. Chem. Kinetics* **3** 1–14
- [248] Pritchard G O and Bryant J T 1968 *J. Phys. Chem.* **72** 1603–1611
- [249] Atkinson R 1997 *J. Phys. Chem. Ref. Data* **26** 215
- [250] Voloshin D G, Klopovskiy K S, Mankelevich Y A, Popov N A, Rakhimova T V and Rakhimov A T 2007 *IEEE Trans. Plasma Sci.* **35** 1691–1703
- [251] Harding L B, Guadagnini R and Schatz G C 1993 *J. Phys. Chem.* **97** 5472–5481
- [252] Pintassilgo C D, Jaoul C, Loureiro J, Belmonte T and Czerwiec T 2007 *J. Phys. D: Appl. Phys.* **40** 3620–3632
- [253] Golde M F 1988 *Intern. J. Chem. Kinetics* **20** 75–92
- [254] Plumb I C and Ryan K R 1986 *Plasma Chem. Plasma P.* **6** 205–230
- [255] Baulch D L, Cobos C J, Cox R A, Esser C, Frank P, Just T, Kerr J A, Pilling M J, Troe J, Walker R W and Warnatz J 1992 *J. Phys. Chem. Ref. Data* **21** 411
- [256] Cohen N and Westberg K R 1983 *J. Phys. Chem. Ref. Data* **12** 531
- [257] Yamashita T 1979 *J. Chem. Phys.* **70** 4248
- [258] Zetzsch C and Stuhl F 1981 *Berichte der Bunsengesellschaft fr physikalische Chemie* **85** 564–568
- [259] Pagsberg P B, Eriksen J and Christensen H C 1979 *J. Phys. Chem.* **83** 582–590
- [260] Landera A, Krishtal S P, Kislov V V, Mebel A M and Kaiser R I 2008 *J. Chem. Phys.* **128** 214301
- [261] Nicholas J E, Spiers A I and Martin N A 1986 *Plasma Chem. Plasma P.* **6** 39–51
- [262] Teng L and Winkler C A 1973 *Can. J. Chem.* **51** 3771–3773
- [263] Chowdhury P K, Rao K V S R and Mittal J P 1988 *J. Phys. Chem.* **92** 102–106

- [264] Okada K, Kajimoto O and Fueno T 1978 *Bull. Chem. Soc. Jpn.* **51** 443–447
- [265] Bogaerts A and Gijbels R 1999 *J. Appl. Phys.* **86** 4124
- [266] Gregório J, Leprince P, Boisse-Laporte C and Alves L L 2012 *Plasma Sources Sci. Technol.* **21** 015013
- [267] Klucharev A N and Vujnović V 1990 *Phys. Rep.* **185** 55–81
- [268] Deloche R, Monchicourt P, Cheret M and Lambert F 1976 *Phys. Rev. A* **13** 1140–1176
- [269] Kang N, Gaboriau F, Oh S G and Ricard A 2011 *Plasma Sources Sci. Technol.* **20** 035002
- [270] Pouvesle J M, Khacef A, Stevefelt J, Jahani H, Gylys V T and Collins C B 1988 *J. Chem. Phys.* **88** 3061
- [271] Kosyvi I A, Kostinsky A Y, Matveyev A A and Silakov V P 1992 *Plasma Sources Sci. Technol.* **1** 207–220
- [272] Moseley J T, Olson R E and Peterson J R 1975 *Case Studies in Atomic Physics* **5** 1–45
- [273] Hickman A P 1979 *J. Chem. Phys.* **70** 4872
- [274] Shuman N S, Wiens J P, Miller T M and Viggiano A A 2014 *J. Chem. Phys.* **140** 224309
- [275] Hickman A P 1979 *J. Chem. Phys.* **70** 4872
- [276] Olson R E 1970 *J. Chem. Phys.* **53** 3391
- [277] Jonkers J, van de Sande M, Sola A, Gamero A, Rodero A and van der Mullen J 2003 *Plasma Sources Sci. Technol.* **12** 464–474
- [278] Velazco J E 1976 *J. Chem. Phys.* **65** 3468
- [279] Cvetanovic R J 1987 *J. Phys. Chem. Ref. Data* **16** 261
- [280] Balamuta J, Golde M F and Ho Y S 1983 *J. Chem. Phys.* **79** 2822
- [281] Meyer E, Olschewski H A, Troe J and Wagner H G 1969 *Symposium (International) on Combustion* **12** 345–355
- [282] Deppe J, Friedrichs G, Ibrahim A, Römning H J and Wagner H G 1998 *Berichte der Bunsengesellschaft für physikalische Chemie* **102** 1474–1485
- [283] Thielen K and Roth P 1986 *AIAA J.* **24** 1102–1105
- [284] Tsang W and Hampson R F 1986 *J. Phys. Chem. Ref. Data* **15** 1087
- [285] Shi J and Barker J R 1990 *Intern. J. Chem. Kinetics* **22** 1283–1301
- [286] Atkinson R, Baulch D L, Cox R A, Hampson R F, Kerr J A, Rossi M J and Troe J 1997 *J. Phys. Chem. Ref. Data* **26** 521
- [287] Schiavello M and Volpi G G 1962 *J. Chem. Phys.* **37** 1510
- [288] Panda S, Economou D J and Meyyappan M 2000 *J. Appl. Phys.* **87** 8323
- [289] Fisher E R, Weber M E and Armentrout P B 1990 *J. Chem. Phys.* **92** 2296
- [290] Fisher E R and Armentrout P B 1991 *J. Phys. Chem.* **95** 6118–6124
- [291] Yoshida H, Morishima Y, Ukai M, Shinsaka K, Kouchi N and Hatano Y 1991 *Chem. Phys. Lett.* **176** 173–177
- [292] Holstein T 1951 *Phys. Rev.* **83** 1159–1168
- [293] Gentile A C and Kushner M J 1995 *J. Appl. Phys.* **78** 2074–2085
- [294] Dorai R and Kushner M J 2002 *J. Phys. D: Appl. Phys.* **35** 2954–2968
- [295] Babcock L M and Streit G E 1981 *J. Chem. Phys.* **74** 5700–5706
- [296] Kokkoris G, Panagiotopoulos A, Goodyear A, Cooke M and Gogolides E 2009 *J. Phys. D: Appl. Phys.* **42** 055209
- [297] Nelson C T, Overzet L J and Goeckner M J 2012 *J. Vac. Sci. Technol. A* **30** 051308
- [298] Chung H K, Braams B J, Bartschat K, Császár A G, Drake G W F, Kirchner T, Kokoouline V and Tennyson J 2016 *J. Phys. D: Appl. Phys.* **49** 363002
- [299] Humbert D, Ralchenko Y, Krstic P and Clark R E H 2003 *Classification of Processes* URL <https://www-amdis.iaea.org/DCN/ProcessClassification.pdf>

## Appendix: The QDB Data Model

The Quantemol database (QDB) is implemented using the MySQL relational database management system (RDBMS). An overview of the principal tables and their relations is given in Figure 6.

Each collision or reaction is considered to take place between one or more reactants to give one or more products. Each of the reactants and products may be an atom, ion, molecule, molecular ion, or particle (such as a photon or an electron), perhaps in a specified quantum state. These species are represented by their chemical formula according to a standard notation (for example, Ar, H<sub>2</sub>O, NH<sub>2</sub><sup>+</sup> for atoms and molecules, *e*<sup>−</sup> for electrons *hν* for photons). State information is attached as a number of text strings matching a defined pattern, which can be parsed according to the type of state being considered. A list of some of the state types with examples is given in Table 11.

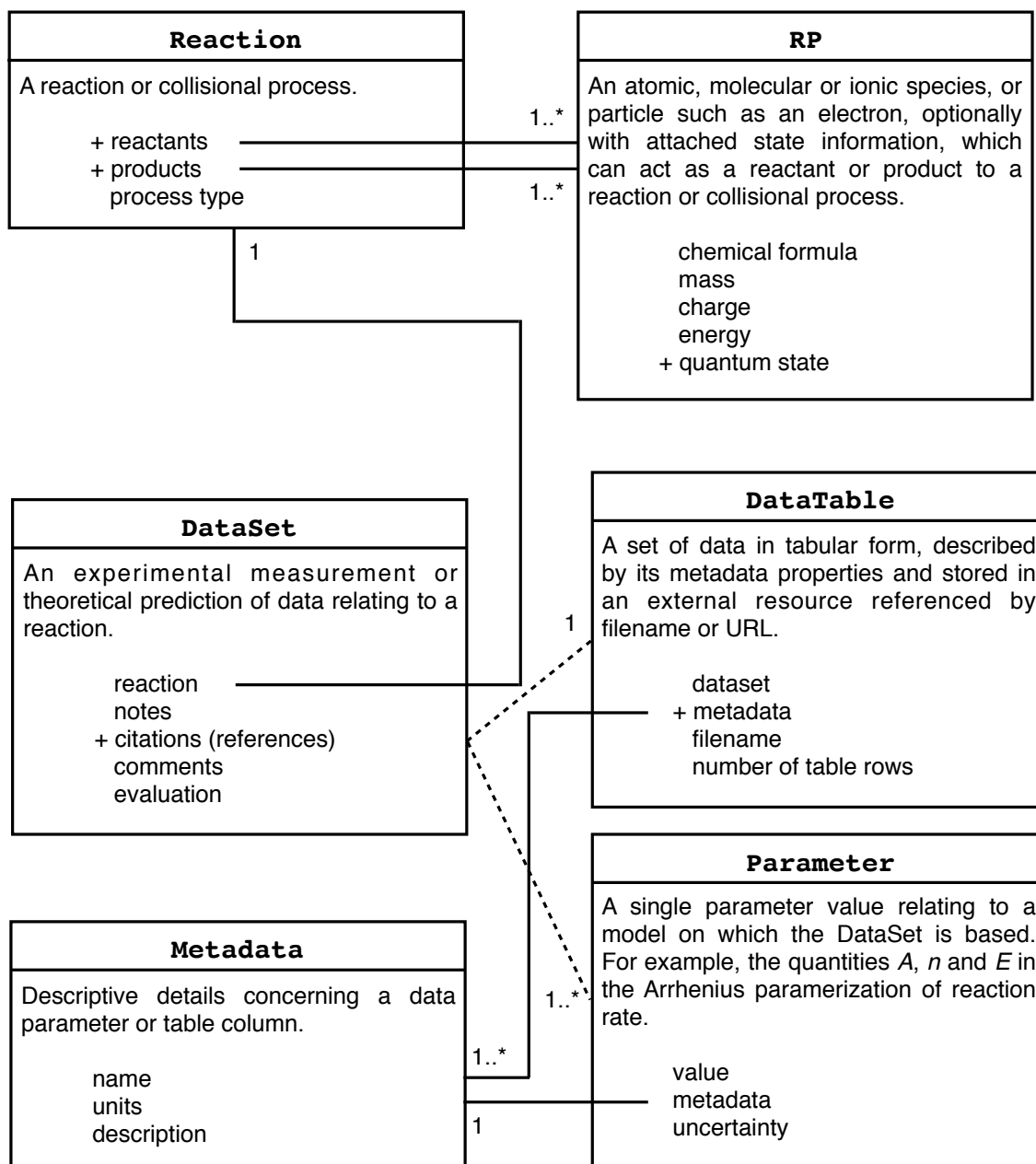
**Table 11.** Recognised quantum state designations in QDB

Generic excited state	*, **
Arbitrary key-value pairs	n=2
Atomic electronic configuration	1s2.2s1, [Ar].3d4
Atomic term symbol	3P0, 2P <sub>o</sub> _1/2
Molecular term symbol	X(3Σ <sup>−</sup> -g) C(1E <sup>+</sup> g)
Diatomic vibrational state	0, 1
Polyatomic vibrational state	v1+v2
Racah notation symbol	3d[3/2]_2
Energy, frequency or wavelength	λ=532 nm, E=12.4 eV

Each reactive or collisional process may be described by more than one DataSet: an experimental measurement or theoretical prediction of rate data relating to the process. There are two principal types of DataSet. Cross sections are represented as a table of (electron energy, cross section value) pairs, stored in an external resource referenced by filename or URL. Rate data expressed according to an Arrhenius-like expression, see Eqs. (1) and (2), are represented by storing separate parameters *A*, *n*, and *E*. The parameters and the columns of any tabular data have associated metadata (name, units, and description) in a linked relational database table.

Different reactive and collisional processes are identified by a three-letter code (process type) (for example: EDR = dissociative recombination). The codes employed are an extended version of those defined in the IAEA document of Humbert *et al.* [299]. A list of codes is given in Tables 1, 2 and 3; more extensive descriptions and examples are given on the QDB website at <http://quantemoldb.com/reactions/processes/>.

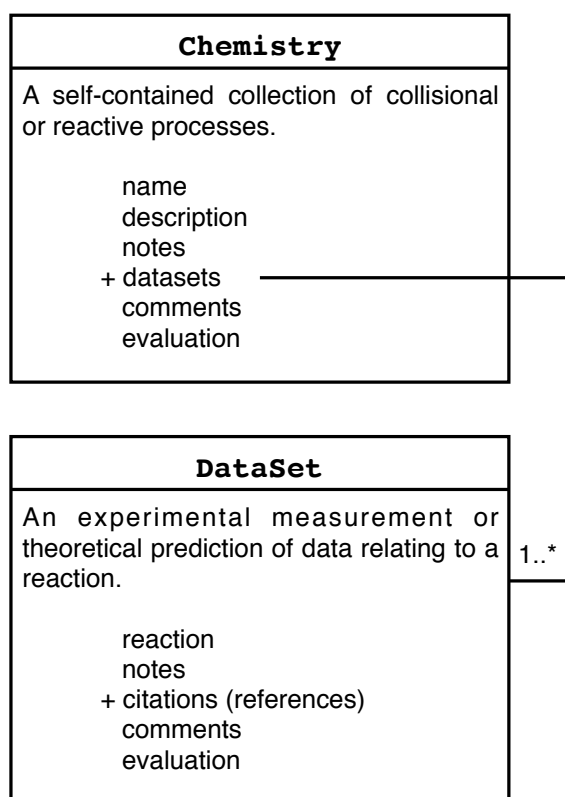
The structure of the data model allows the user interface to perform searches of the collisions by species (reactant or product), process type, and citation. Furthermore, additional fields within the DataSet table allow for evaluation comments, quality



**Figure 6.** An outline of the relations and attributes of the principal tables in the QDB database.

assessment rating, and validity and usage notes to be stored.

QDB Chemistries are self-contained collections of collisional and reactive processes describing the properties of a plasma under some set of conditions. A table in the relational database holds metadata relating to each Chemistry, evaluation notes and ratings, and the associations with the relevant DataSets. See Figure 7.



**Figure 7.** An outline of the relations and attributes of the Chemistry and DataSet tables in the QDB database.