



PHENIX measurements of single electrons from charm and bottom decays at midrapidity in Au+Au collisions

K. Nagashima (for the PHENIX Collaboration)¹

Hiroshima University, Kagamiyama, Higashi-Hiroshima 739-8526, Japan

Abstract

Heavy quarks (charm and bottom) are a sensitive probe of the Quark-Gluon Plasma (QGP) created in high-energy nuclear collisions. The modification of their phase-space distribution in the QGP reflects the physical property of the QGP because they are generated in the early stage of collisions and subsequently propagate through the QGP. PHENIX has published the first measurement of the nuclear modification factors R_{AA} of separated charm and bottom hadron decay electrons in minimum bias Au+Au collisions at $\sqrt{s_{NN}} = 200$ GeV using the 2011 data set. In these proceedings, we present $R_{AA}(c \rightarrow e)$ and $R_{AA}(b \rightarrow e)$ in most central Au+Au collisions at $\sqrt{s_{NN}} = 200$ GeV using 1/8 of our large 2014-2016 data set.

Keywords: Quark-gluon plasma, PHENIX, Open heavy flavor, Energy loss of charm and bottom quarks

1. Introduction

The PHENIX collaboration at the Relativistic Heavy Ion Collider has measured strong suppression of electrons from heavy flavor hadron decays in the Quark-Gluon Plasma (QGP) [1, 2]. This discovery opened the window of a heavy flavor probe in QGP. The energy loss of heavy quarks is a sensitive probe of the transport properties of the QGP, the diffusion coefficient $D \propto \eta/(sT)$. Since bottom and charm quark masses are larger than Λ_{QCD} and the QGP temperature, they are produced by a hard scattering in the earliest stages of heavy-ion collisions and they experience the full-time evolution of QGP since flavor is conserved. Therefore, a modification of the heavy-flavor phase-space distribution in the QGP reflects the physical properties of the QGP. Furthermore, theoretical calculations indicate a mass ordering of quark energy loss in the QGP, $\Delta E_{\text{light}} > \Delta E_c > \Delta E_b$, because both collisional and radiative energy loss are suppressed with increasing quark mass and the small-angle gluon radiation of heavy quarks is suppressed via the Dead-Cone effect [5]. A comparison of the measured nuclear modification factor R_{AA} of separated charm and bottom hadron decay electrons with pQCD NLO calculations can provide an understanding of the quark energy loss mechanism in the QGP and the diffusion coefficient of the QGP.

PHENIX has published the first measurement of invariant yields and nuclear modification factors R_{AA} of separated charm and bottom hadron decay electrons in minimum bias Au+Au at $\sqrt{s_{NN}} = 200$ GeV using a

¹For the full PHENIX Collaboration author list and acknowledgments, see Appendix “Collaboration” of this volume

Bayesian unfolding technique applied simultaneously to the yield and the distance of closest approach in the transverse plane (DCA_T) [3]. In these proceedings, we present $R_{AA}(c \rightarrow e)$ and $R_{AA}(b \rightarrow e)$ in 0-10% central Au+Au collisions at $\sqrt{s_{NN}} = 200$ GeV using 1/8 of our large 2014-2016 data set.

2. Analysis

The silicon vertex detector (VTX) was installed at PHENIX in 2011 to measure precise displaced vertices. The VTX allows a separation of electrons from charm and bottom semi-leptonic weak decays each other and from backgrounds. The distribution of DCA_T of the track to the primary vertex measured with the VTX is a useful tool to separate charm and bottom hadron decay electrons because the lifetime of bottom hadrons ($c\tau_{B^0} = 455 \mu\text{m}$) is longer than that of charm hadrons ($c\tau_{D^0} = 123 \mu\text{m}$) and decay kinematics are different. In 2014-2016, PHENIX collected about 40 billion events in Au+Au at $\sqrt{s_{NN}} = 200$ GeV, which is 20 times larger than the 2011 data set. This large data set will allow for the measurement of the centrality dependence of $R_{AA}(c \rightarrow e)$ and $R_{AA}(b \rightarrow e)$.

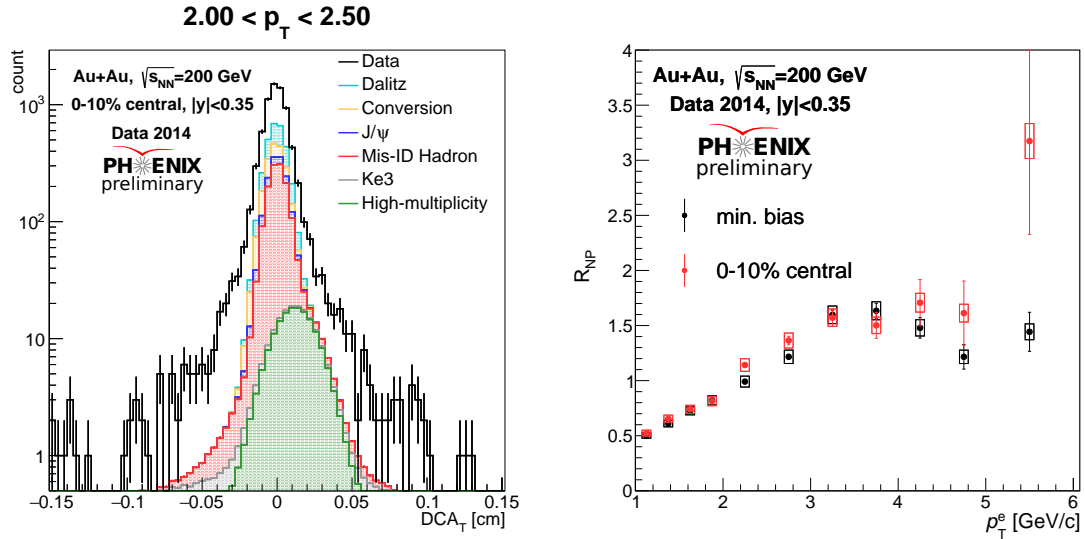


Fig. 1. (left) The DCA_T distribution for measured electrons (black histogram) and all background contributions (stacked) in the range $2.0 < p_T [\text{GeV}/c] < 2.5$. (right) The non-photon to photon ratio, R_{NP} , for minimum bias (black) and 0-10% central (red) Au+Au collisions at $\sqrt{s_{NN}} = 200$ GeV/c.

The DCA_T of electron tracks is measured with the PHENIX central arm detector for $1.25 < p_T < 6.0$ GeV/c in 6 p_T bins. The background of the DCA_T is composed of 3 contributions: photonic electrons from Dalitz decay and photon conversion, misidentified electrons due to random associations in a high-multiplicity environment, and non-photon electrons from J/ψ and kaon weak decay (K_{e3}). Background shapes of photonic electrons and non-photon electrons in DCA_T distributions are estimated by the Cocktail method [1]. Mis-reconstructed electron tracks are caused by association between Drift Chamber tracks and random hits at VTX or random electron-ID hits at RICH in the high-multiplicity environment. This background DCA_T distribution can be reproduced by a track-swapping method [3] such as the event-mixing method. Each component of the background DCA_T distribution is shown in Fig. 1 (left).

The largest contribution of background is from photonic electrons, which can be identified with an isolation cut at VTX because to the very close pair creation from internal and external photon conversions [3]. On the other hand, non-photon electrons including charm and bottom electrons are not removed by an isolation cut because of the larger opening angle. Therefore, the photon to non-photon electron ratio R_{NP} is calculated with inclusive electron samples and isolated electron samples to normalize photonic DCA_T backgrounds shown in Fig. 1 (right).

In this analysis, we apply the Bayesian inference technique simultaneously to the invariant yield and the DCA_T distribution and extract the invariant yield of charm and bottom hadron decay electrons in 0-10% central Au+Au collisions. The inclusive invariant yield of electrons from heavy flavor hadron decays measured in 2004 is used to normalize the yield.

3. Results

The invariant yields and DCA_T distribution of separated charm and bottom hadron decay electrons are shown in Fig. 2. The DCA_T distribution provides a strong constraint of the bottom electron fraction ($b \rightarrow e / (c \rightarrow e + b \rightarrow e)$), shown in Fig. 3 (left), because of the different shapes of the DCA_T distribution between charm and bottom hadron decay electrons. The nuclear modification factor, R_{AA} , of separated charm and bottom hadron decay electrons are calculated using the inclusive R_{AA} and the bottom electron fraction in Au+Au and $p+p$ [4] and shown in Fig. 3 (right).

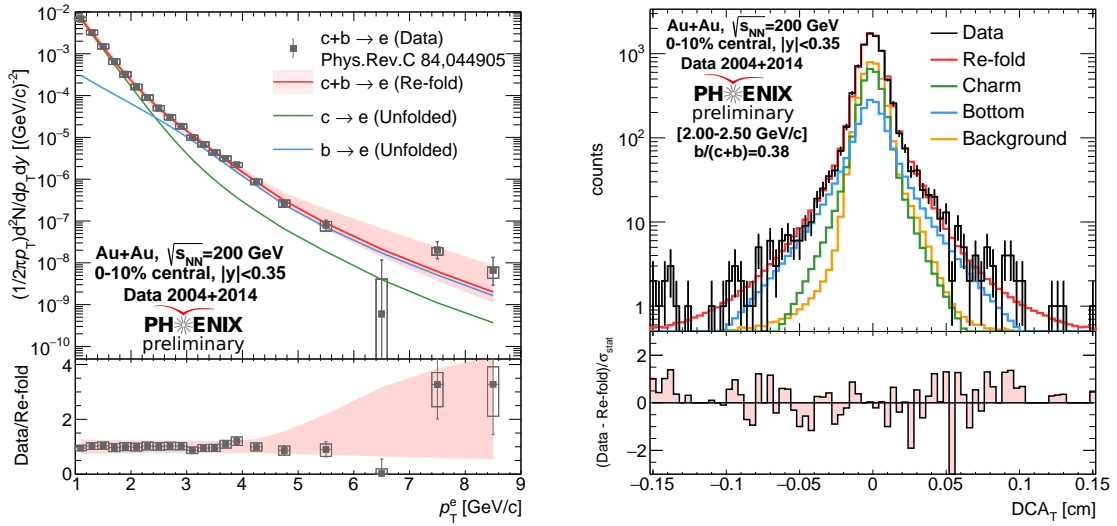


Fig. 2. (The invariant yield (left) and the DCA_T distribution (right) for measured electrons compared with unfolded charm (green line) and bottom (blue line) hadron decay electrons in 0-10% central Au+Au collisions at $\sqrt{s_{NN}} = 200 \text{ GeV}/c$.

We find that electrons from bottom hadron decays are less suppressed than those from charm hadron decays in 3.0-5.0 GeV/c in 0-10% central Au+Au collisions. This result is in agreement with the theoretical prediction of the quark mass hierarchy of the energy loss in the QGP, $\Delta E_c > \Delta E_b$. The full statistics in 2014-2016 data will be needed to understand the quark mass hierarchy for $p_T > 5 \text{ GeV}/c$ because of the large statistical uncertainties. Note that the difference of R_{AA} between charm and bottom hadron decay electrons is also included the difference of masses and fragmentation functions between charm and bottom quarks.

We compare our extracted R_{AA} to several theoretical models. We find that the T-Matrix calculation [6] parametrized as $D(2\pi T) = 4$ is in very good agreement with the measured bottom electron fraction in 0-10% central Au+Au collisions. It favors that heavy quarks are strongly coupled in QGP. We also find that transport and energy loss models [6, 7, 8] reproduce the measured R_{AA} of both charm and bottom hadron decay electrons for $p_T > 4.5 \text{ GeV}/c$. However, theoretical model predictions are slightly off the measured $R_{AA}(b \rightarrow e)$ for $p_T < 4.5 \text{ GeV}/c$. It seems that theoretical models may need stronger interaction in QGP to be more consistent with our data.

4. Summary

PHENIX has measured the invariant yield of separated charm and bottom hadron decay electrons and the bottom electron fraction in 0-10% central Au+Au collisions via applying the Bayesian inference techniques

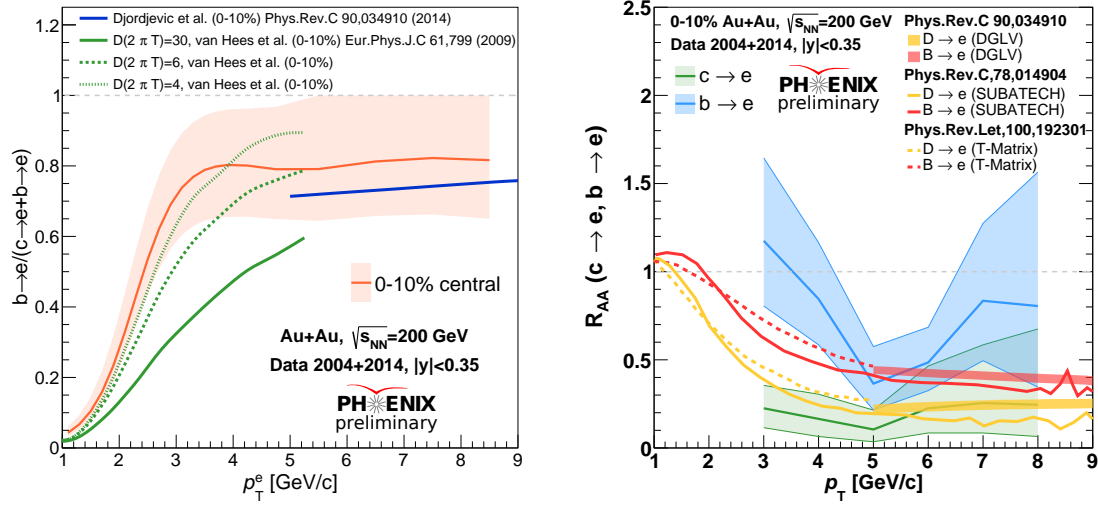


Fig. 3. The bottom electron fraction (left) and the nuclear modification factor of electrons from charm (green line) and bottom (blue line) hadron decays in 0-10% central Au+Au collisions, and theoretical model predictions.

simultaneously to the inclusive invariant yield and DCA_T distributions. The nuclear modification factor, R_{AA} , of separated charm and bottom hadron decay electrons are extracted with the inclusive R_{AA} and the bottom electron fraction in Au+Au and $p+p$. We found that a quark mass dependence of R_{AA} , $R_{AA}(c \rightarrow e) < R_{AA}(b \rightarrow e)$ is clearly shown in 3.0-5.0 GeV/c. It favors the quark mass hierarchy of the energy loss in the QGP, $\Delta E_c > \Delta E_b$. A T-Matrix model parametrized as $D(2\pi T) = 4$ reproduces the measured bottom electron fraction in 0-10% central Au+Au collisions and indicates that heavy quarks are strongly coupled in the QGP [6]. Current theoretical models [6, 7, 8] also reproduce the measured $R_{AA}(c \rightarrow e)$ and $R_{AA}(b \rightarrow e)$ for $p_T > 4.5$ GeV/c. However, they under-predicts are slightly off $R_{AA}(b \rightarrow e)$ for $p_T < 4.5$.

In the future, the full statistics collected in 2014-2016 should provide a high-precision measurement of $R_{AA}(c \rightarrow e)$ and $R_{AA}(b \rightarrow e)$ for a broader p_T range, 1.0-9.0 GeV/c, and 5 centrality bins. These will constrain models of quark energy loss, the quark mass hierarchy of the energy loss, and physical properties of the QGP.

References

- [1] A. Adare *et al.*, Nuclear Modification of Electron Spectra and Implications for Heavy Quark Energy Loss in Au+Au Collisions at $\sqrt{s_{NN}} = 200$ GeV, Phys. Rev. Lett. **96** 032301 (2006).
- [2] A. Adare *et al.*, Heavy Quark Production in $p+p$ and Energy loss and Flow of Heavy Quarks in Au+Au Collisions at $\sqrt{s_{NN}} = 200$ GeV, Phys. Rev. C **84**, 044905 (2011).
- [3] A. Adare *et al.*, Single electron yields from semi-leptonic charm and bottom decays in Au+Au collisions at $\sqrt{s_{NN}} = 200$ GeV, Phys. Rev. C **93**, 034904 (2016).
- [4] M. Aggarwal *et al.*, Measurement of the Bottom contribution to non-photonic electron production in $p+p$ collisions at $\sqrt{s_{NN}} = 200$ GeV, Phys. Rev. Lett. **105** (2010) 202301.
- [5] Y. L. Dokshitzer and D. E. Kharzeev, Heavy-quark colorimetry of QCD matter, Phys. Lett. B **519**, 199 (2001).
- [6] H. van Hees, M. Mannarelli, V. Greco, and R. Rapp, Nonperturbative Heavy-Quark Diffusion in the Quark-Gluon Plasma, Phys. Rev. Lett **100**, 192301
- [7] P. B. Gossiaux and J. Aichelin, Toward an understanding of the single electron data measured at the BNL Relativistic Heavy Ion Collider (RHIC), Phys. Rev. C **78**, 014904
- [8] Magdalena Djordjevic and Marko Djordjevic, Heavy flavor puzzle from data measured at the BNL Relativistic Heavy Ion Collider: Analysis of the underlying effects, Phys. Rev. C **90**, 034910