

The Perimeter of Proper Polycubes

Sebastian Luther¹ and Stephan Mertens^{1,2}

¹Institut für Theoretische Physik, Otto-von-Guericke Universität, PF 4120, 39016 Magdeburg, Germany

²Santa Fe Institute, 1399 Hyde Park Rd, Santa Fe, NM 87501, USA

E-mail: SebastianLuther@gmx.de, mertens@ovgu.de

Abstract. We derive formulas for the number of polycubes of size n and perimeter t that are proper in $n-1$ and $n-2$ dimensions. These formulas complement computer based enumerations of perimeter polynomials in percolation problems. We demonstrate this by computing the perimeter polynomial for $n=12$ in arbitrary dimension d .

PACS numbers: 64.60.ah, 64.60.an, 02.10.Ox, 05.10.-a

1. Introduction

A d -dimensional polycube of size n is a set of face-connected cells in the lattice \mathbb{Z}^d . Figure 1 shows all 3-dimensional polycubes of size 4. Polycubes are a classical topic in recreational mathematics and combinatorics [1]. In statistical physics and percolation theory, polycubes are called *lattice animals* [2, 3].

In percolation theory one is interested in counting lattice animals of a given size n according to their perimeter t , i.e., to the number of adjacent cells that are empty (see Figure 1). If each cell of the lattice is occupied independently with probability p , the average number of clusters of size n per lattice site reads

$$\sum_t g_{n,t}^{(d)} p^n (1-p)^t, \quad (1)$$

where $g_{n,t}^{(d)}$ denotes the number of fixed d -dimensional polycubes of size n and perimeter t . Fixed polycubes are considered distinct if they have different shapes or orientations. The g 's define the *perimeter polynomials*

$$P_n^{(d)}(q) = \sum_t g_{n,t}^{(d)} q^t. \quad (2)$$

The perimeter polynomials comprise a considerable amount of information about the percolation problem in \mathbb{Z}^d .

Some polycubes that contribute to $g_{n,t}^{(d)}$ span less than d dimensions. A polycube that spans i dimensions is called *proper* in i dimensions. See Figure 1 for examples. Let $G_{n,t}^{(i)}$ denote the number of fixed polycubes of size n and that are proper in dimension i and that have perimeter t in \mathbb{Z}^i . We then have

$$g_{n,t}^{(d)} = \sum_{i=1}^{n-1} \binom{d}{i} G_{n,t-2(d-i)n}^{(i)}, \quad (3)$$

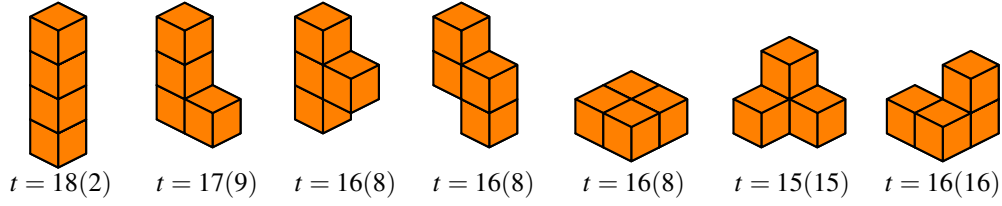


Figure 1. Polycubes of size $n = 4$ in $d = 3$ dimensions and their perimeter t . The leftmost polycube is proper in 1 dimension, the two reighmost polycubes are proper in 3 dimensions. All other polycubes are proper in 2 dimensions. Numbers in parentheses denote the perimeter of the polycube embedded in its proper dimension.

which expresses the fact that we can choose the i dimensions of a proper polycube from the d dimensions of the host lattice. The upper limit of the sum in (3) reflects the fact that an n -cell polycube cannot span more than $n - 1$ dimensions.

Equation (3) generalizes a classical formula due to Lunnon [4], which relates the total number of polycubes and the total number of proper polycubes of a given size disregarding their perimeter. Equation (3) tells us that for given n and t , $g_{n,t}^{(d)}$ is a polynomial in d . We can compute this polynomial if we know the numbers $G_{n,t}^{(1)}, \dots, G_{n,t}^{(n-1)}$. For $n = 4$, for example, one can enumerate the proper polycubes with pencil and paper to get

$$G_{4,2}^{(1)} = 1 \quad G_{4,8}^{(2)} = 9 \quad G_{4,9}^{(2)} = 8 \quad G_{4,15}^{(3)} = 8 \quad G_{4,16}^{(3)} = 24,$$

and $G_{4,t}^{(i)} = 0$ for all other values of i and t . With these numbers, (3) then yields

$$g_{4,t}^{(d)} = d\delta_{t,8d-6} + \frac{d(d-1)}{2} [9\delta_{t,8d-8} + 8\delta_{t,8d-7}] + \frac{d(d-1)(d-2)}{3} [9\delta_{t,8d-9} + 8\delta_{t,8d-8}],$$

where $\delta_{x,y}$ is the usual Kronecker symbol.

The numbers $G_{n,t}^{(i)}$ can be found by enumerating polycubes on a computer. Computer based enumerations of polycubes have a long tradition in computer science and in statistical physics, see [5] and references therein. This approach, however, is limited by the exponential growth of the number of proper polycubes with n . The hardest problems in terms of exhaustive enumeration are the ‘‘diagonal’’ and ‘‘sub-diagonal’’ numbers $G_{n,t}^{(n-1)}$ and $G_{n,t}^{(n-2)}$, but it turns out that one can compute these numbers using combinatorial arguments instead of exhaustive enumerations. This is the main result of this paper.

We start by reviewing the link between proper polycubes and edge labelled trees. In Section 3 we demonstrate how this link can be explored to compute the numbers $G_{n,t}^{(n-1)}$. The computation of $G_{n,t}^{(n-2)}$ is more involved and requires some preparation. We start by deriving formulas for the perimeter of polycubes that correspond to certain classes of edge labeled trees in Section 4. Then we introduce a sort of Pruefer code for edge labeled trees (Section 5) that finally allows us to compute the number of edge lebeled trees that enter the computation of $G_{n,t}^{(n-2)}$. In Section 7 we demonstrate how the combinatorial arguments complement exhaustive enumerations by computing the perimeter polynomial $P_{12}^{(d)}(q)$ for arbitrary dimension d .

2. Proper Polycubes and Tainted Trees

Following Lunnon [4], we denote the total number of polycubes of size n that are proper in dimension i by $DX(n, i)$. Obviously

$$DX(n, i) = \sum_t G_{n,t}^{(i)}. \quad (4)$$

A polycube of size n can barely span $n - 1$ dimensions. In particular, in a polycube that contributes to $DX(n, n - 1)$, every pair of adjacent cells must span a new dimension. There can't be any loops. Apparently the computation of $DX(n, n - 1)$ is an exercise in counting trees. Let's work out that exercise.

Consider the adjacency graph of a polycube, i.e., the graph in which each vertex represents a cell of the polycube and two vertices are connected if the corresponding cells are neighbors in the polycube. The edges of this graph are labeled with the dimension along which the two cells touch each other.

In the case $DX(n, n - 1)$ every edge in the adjacency graph has a unique label that corresponds to one of the $n - 1$ dimensions. Hence the adjacency graph has exactly $n - 1$ edges, i.e., it is an *edge labeled tree*. And since there are two possible directions for each dimension, we get

$$DX(n, n - 1) = 2^{n-1} \cdot \text{number of edge labeled trees of size } n.$$

The number of *vertex* labeled trees of size n is given by n^{n-2} , the famous formula published by Cayley in 1889 [6]. The number of *edge* labeled trees is smaller by a factor $1/n$, i.e., it is n^{n-3} . The earliest reference for a proof we could find is from 1995 [7], but the formula seems to have been known for much longer. We will give another proof in Section 5. Anyway, the number of proper polycubes of size n in dimension $n - 1$ reads

$$DX(n, n - 1) = 2^{n-1} n^{n-3}. \quad (5)$$

This formula has been known and used in the statistical physics community for a long time [8], but a formal proof has been published only recently [9].

The computation of $DX(n, n - k)$ for $k > 1$ is more complicated because the correspondence between proper polycubes and edge labeled trees gets more involved. For $k > 1$, the adjacency graph of a proper polycube can have loops, i.e., it is represented by more than one spanning tree. On the other hand some labeled spanning trees represent impossible polycubes with overlapping cells. Yet a careful consideration of all these cases has yielded the formulas for $DX(n, n - 2)$ [9] and $DX(n, n - 3)$ [10]. Using non-rigorous arguments, $DX(n, n - k)$ has been computed up to $k = 7$ [5]. In this contribution we will show how combinatorial arguments can be used to compute $G_{n,t}^{(n-1)}$ and $G_{n,t}^{(n-2)}$.

3. Computation of $G_{n,t}^{(n-1)}$.

For $G_{n,t}^{(n-1)}$ we need to know the perimeter of a polycube represented by a given tree. It turns out that the perimeter is determined by the degree sequence of the tree:

Theorem 1. *Let $\delta = (\delta_1, \dots, \delta_n)$ denote the degree sequence of the adjacency graph of a proper n -cell polycube in $(n - 1)$ dimensions. The perimeter t_1 of the polycube depends only on n and δ and it is given by*

$$t_1(\delta) = (2n - 1)(n - 1) - \frac{1}{2} \sum_{i=1}^n \delta_i^2. \quad (6)$$

```

G1(n)
Input: size  $n$  of polycubes
Output: numbers  $G_{n,t}^{(n-1)}$  of proper polycubes in dimension  $n-1$  for all perimeters  $t$ 
begin
   $G_{n,t}^{(n-1)} := 0$ ;
  foreach sorted degree sequence  $\delta = (\delta_1, \dots, \delta_n)$  do
     $t := (2n-1)(n-1) - \frac{1}{2} \sum_i \delta_i^2$ ;
     $G := 2^{n-1} n^{-1} (\alpha_1(\delta), \dots, \alpha_{n-1}(\delta))! (\delta_1-1, \dots, \delta_n-1)!$ ;
     $G_{n,t}^{(n-1)} := G_{n,t}^{(n-1)} + G$ ;
  end
return  $G_{n,t}^{(n-1)}$ ;
end

```

Figure 2. This algorithm computes the number of polycubes of size n that are proper in $n-1$ dimensions for all possible perimeters t .

Proof. If we ignore the fact that some perimeter sites can be shared by several cells of the polycube, the perimeter of an n -cell polycube in d dimensions would be

$$t_{n,d}^* = \sum_{i=1}^n (2d - \delta_i) = 2dn - 2(n-1). \quad (7)$$

Now consider a cell of the polycube with degree $\delta_i > 1$. If the polycube is proper in $(n-1)$ dimensions, each pair of adjacent cells spans a fresh two dimensional plane. The perimeter site that sits in the corner of that plane is shared by two cells of the polycube, and these are the only perimeter sites have been overcounted in $t_{n,n-1}^*$. The true perimeter then reads

$$t_1(\delta) = t_{n,n-1}^* - \sum_{i=1}^n \binom{\delta_i}{2} = (2n-1)(n-1) - \frac{1}{2} \sum_{i=1}^n \delta_i^2. \quad \square$$

We also need the number of edge labeled trees with a given degree sequence. This number is given by

$$T(\delta) = \frac{1}{n} \cdot (\alpha_1(\delta), \dots, \alpha_{n-1}(\delta))! \cdot (\delta_1-1, \dots, \delta_n-1)! \quad (8)$$

where δ represents an *ordered* degree sequence and $\alpha_k(\delta)$ denotes the number of vertices with degree k . The notation $(n_1, \dots, n_k)!$ refers to the multinomial coefficient

$$(n_1, n_2, \dots, n_k)! = \frac{(n_1 + n_2 + \dots + n_k)!}{n_1! n_2! \dots n_k!} \quad \text{for all } n_i \geq 0. \quad (9)$$

For later convenience we define $(n_1, \dots, n_k)!$ to be zero if any of the n_i 's is negative. Eq. (8) is a well known result (see [7], for example). We will rederive it in Section 5.

Equipped with (6) and (8) we can easily compute $G_{n,t}^{(n-1)}$ for all possible values of t by looping over all ordered degree sequences of trees of size n , see Fig. 2. The identity $\sum \delta_i = 2|E| = 2(n-1)$ tells us that the ordered sequences $\delta-1$ correspond to the integer partitions of $n-2$. Hence the number of iterations in our algorithm (Fig. 2) equals the number

of integer partitions of $n - 2$. There is no closed formula for the number of partitions, but asymptotically the number of partitions of n scales like [11]

$$\sim \frac{1}{4n\sqrt{3}} e^{\pi\sqrt{2n/3}}. \quad (10)$$

Despite this exponential complexity, the algorithm in Fig. 2 is much faster than the equivalent exhaustive enumeration of proper animals. For $n = 12$, for example, there are only 42 ordered degree sequences and the computation of $G_{12,t}^{(11)}$ takes only a tiny fraction of a second on a laptop. The equivalent explicit enumeration of lattice animals would take about 25 years of CPU time, see Section 7. years [5]. A simple Python script that computes $G_{n,t}^{(n-1)}$ can be found on the project webpage [12].

4. Perimeter Formulas for $G_{n,t}^{(n-2)}$.

Computing the perimeter values for $G_{n,t}^{(n-2)}$ is a bit more complicated. Again we represent a polycube by edge labeled tree with n nodes and, in this case, $n - 2$ distinct edge labels. In such a polycube all but one connection between two adjacent cells span a new dimension.

In contrast to the previous case there is no longer a one-to-one map between polycubes and edge labeled trees. We need to take care of the three “error pattern” shown in Table 1.

Consider the case where two adjacent edges of the tree share the same label. We call this configuration xx . If the directions of these edges are antiparallel, the corresponding polycube will have overlapping cells. If their directions are parallel, the polycube is valid but has a larger perimeter than the error-free case.

An n -cell polycube that is proper in $n - 2$ dimensions can have a loop, in which case it is represented by more than one spanning tree. The loopy polycubes all contain a quadrilateral. The corresponding tree then contains the pattern xyx of adjacent edge labels. Only one fourth of those trees contribute to the number of polycubes, and their perimeter is also special.

Taking into account the patterns xx and xyx is enough to correctly compute $DX(n, n - 2)$, but to compute $G_{n,t}^{(n-2)}$ an additional pattern has to be considered: a pattern $xyzx$ of adjacent edges represents exactly one polycube, but its perimeter is different from the perimeter of other trees with the same degree sequence. But let’s start with the most simple, error free case:

Theorem 2. *Let $\delta = (\delta_1, \dots, \delta_n)$ denote the degree sequence of an directed edge labeled tree with $n - 2$ distinct edge labels not containing any of the error patterns in Table 1. Then the perimeter of the corresponding polycube is*

$$t_2(\delta) = (2n^2 - 5n + 1) - \frac{1}{2} \sum_{i=1}^n \delta_i^2. \quad (11)$$

Proof. As with t_1 we start with $t_{n,d}^*$ and subtract the number of those perimeter cells that are shared by two cells. Since we excluded all error patterns, the two equally labeled edges are far apart from each other. This means that the tree locally looks like a tree with $n - 1$ distinct edge labels. Consequently all pairs of cells that are adjacent to a common cell span a fresh two dimensional plane and hence share a perimeter cell:

$$t_2(\delta) = t_{n,n-2}^* - \sum_{i=1}^n \binom{\delta_i}{2} = (2n^2 - 5n + 1) - \frac{1}{2} \sum_{i=1}^n \delta_i^2.$$

□


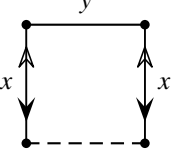
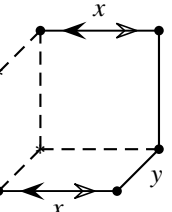
Type	Pattern	Perimeter and Description	Count
xx		$t_{xx}(\delta) = t_2(\delta) + 1$ Antiparallel orientation of x is no legal polycube.	$2^{n-3} T_{xx}(\delta)$
xyx		$t_{xyx}(\delta, \delta_a, \delta_b) = t_2(\delta) - (\delta_a - 1) - (\delta_b - 1)$ Corresponding polycubes have 4 spanning trees.	$2^{n-3} T_{xyx}(\delta)$
$xyzx$		$t_{xyzx}(\delta) = t_2(\delta) - 1$	$2^{n-3} T_{xyzx}(\delta)$

Table 1. Counting polycubes of size n that are proper in $n - 2$ dimensions. The three patterns that lead to over counting and/or a perimeter value that is different from $t_2(\delta)$. T_{xx} , T_{xyx} and T_{xyzx} denote the number of undirected, edge labeled trees with the corresponding error pattern. Every tree that does not contain any of these patterns represents exactly 2^{n-2} polycubes with perimeter $t_2(\delta)$. Note that flipping the direction of both edges with the same label x at the same time yields a polycube that must not be counted since it is only the mirror image in the x -dimension. Hence the factor 2^{n-2} for the error free case. The factor 2^{n-3} in the error classes arises from the fact that an antiparallel orientation of the x -edge either doesn't correspond to a legal polycube (case xx) or induces no correction to the default perimeter $t_2(\delta)$ (cases $xyzx$ and $xyzx$).

Theorem 3. Let $\delta = (\delta_1, \dots, \delta_n)$ denote the degree sequence of an directed edge labeled tree with $n - 2$ distinct edge labels containing the pattern xx . Then the perimeter of the corresponding polycube is

$$t_{xx}(\delta) = t_2(\delta) + 1. \tag{12}$$

Proof. The same argument as in Theorem 2 applies to all pairs of edges that are adjacent to a common cell, except the two equally labeled edges. They don't span a plane but form a one dimensional line, hence we have to add back the perimeter cell that has been mistakenly subtracted in $t_2(\delta)$. \square

Theorem 4. Let $\delta = (\delta_1, \dots, \delta_n)$ denote the degree sequence of an directed edge labeled tree with $n - 2$ distinct edge labels containing the pattern xyx . Let δ_a and δ_b be the degrees of the two vertices that lie on the ends of the path formed by the two equally labeled edges and the edge separating them. Then the perimeter of the corresponding polycube is

$$t_{xyx}(\delta) = t_2(\delta) - (\delta_a - 1) - (\delta_b - 1) \tag{13}$$

Proof. Polycubes containing the quadrilateral have four spanning trees. To construct a spanning tree for a given polycube, one of the four edges of the quadrilateral has to be removed. The

The Perimeter of Proper Polycubes

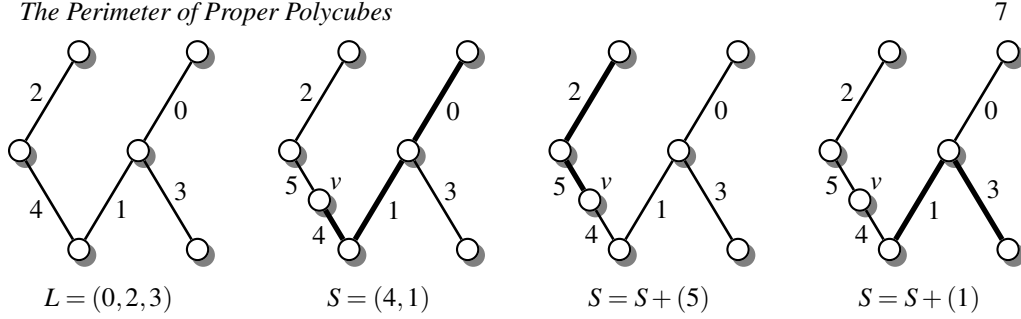


Figure 3. An example for the Prüfer code for edge labeled trees. The code for this tree reads $C = (1, 5, 1)$.

missing edge would connect the cells a and b . Since the edge is missing from the tree there are more pairs of cells that are neighbours than we count in t_2 . In t_2 we subtract

$$\binom{\delta_a}{2} + \binom{\delta_b}{2}$$

pairs of cells, but if the edge were present we would have subtracted

$$\binom{\delta_a + 1}{2} + \binom{\delta_b + 1}{2}$$

Unfortunately this is still not correct, because two of those pairs span the plane of the quadrilateral and must not be subtracted,

$$\begin{aligned} t_{xyx}(\delta) &= t_2(\delta) + \binom{\delta_a}{2} + \binom{\delta_b}{2} - \left[\binom{\delta_a + 1}{2} + \binom{\delta_b + 1}{2} - 2 \right] \\ &= t_2(\delta) - (\delta_a - 1) - (\delta_b - 1). \end{aligned}$$

□

Theorem 5. Let $\delta = (\delta_1, \dots, \delta_n)$ denote the degree sequence of an directed edge labeled tree with $n - 2$ distinct edge labels containg the pattern $xyzx$. Then the perimeter of the corresponding polycube is

$$t_{xyx}(\delta) = t_2(\delta) - 1. \tag{14}$$

Proof. The two end vertices of the path connecting the two equally labeled edges have two common neighbouring perimeter cells. One of them is accounted for correctly. It is adjacent to the two end points and to another point in the polycube and those counted three times. On the other hand it lies in two planes formed by the cells of the pattern $xyzx$, which means it is subtracted twice. Only the double counting of the other perimeter cell is missed and must be corrected. □

5. Prüfer-like bijection for edge labeled trees

In order to characterize and count the edge labeled trees with the patterns listed in Table 1, we will use a bijection between edge labeled trees of size n and sequences of integers $0, \dots, n - 1$ of length $n - 3$ [13], which is very similar to the Prüfer code for vertex labeled trees. En passant we will prove equations (5) and (8).

Let T be a tree with n vertices and edge labels $0, 1, \dots, n - 2$, and let L be the sorted list of labeled edges that are incident to a leaf. We subdivide the edge $n - 2$ into two edges by

adding a new vertex v . The new edge which lies on the unique path from v to the smallest element in L inherits the old label $n - 2$. The other new edge gets the new label $n - 1$. See Fig. 3 for an illustration of this step and the rest of the procedure.

We now construct a sequence S of edge labels. Starting from the empty sequence, repeat the following procedure for each $i \in L$ in increasing order. Let i, e_1, e_2, \dots denote the path from i to v . Move along this path and stop when you encounter an edge $e_i \in \{n - 1, n - 2, S\}$. Append the sequence $(e_i, e_{i-1}, \dots, e_1)$ to S .

Note that S always starts with $n - 2$ and has length $n - 2$. We form the sequence $C(T)$ from S by removing the first entry $n - 2$. This is the code for the edge labeled tree T .

For the reverse construction consider a sequence C of length $n - 3$ consisting of integers from the set $\{0, \dots, n - 1\}$. We obtain a new sequence S from C by adding a leading $n - 2$. We define $L = (\ell_1, \ell_2, \dots)$ as the list of all labels not contained in S , sorted in increasing order $\ell_1 < \ell_2 < \dots$. Note that L contains at least two elements. Obviously an element of S equals $n - 2, n - 1$ or some previously occurring element of S exactly $|L|$ times. Cutting S before each such element gets us subsequences $S_1, \dots, S_{|L|}$. Note that each S_i begins with $n - 1, n - 2$ or a label contained in some previous $S_j, j < i$.

We append ℓ_i to S_i to create the sequence P_i . Each P_i represents a path from the interior of the tree to one of its leaves, and we will use these paths to assemble the tree.

We start with T being the path consisting of $n - 1$ and $n - 2$ adjacent to the vertex v . For $i = 1, \dots, |L|$ we append the path P_i to T along its unique common edge e . Of the two possible ways for doing this, we choose the one for which the path connecting v and ℓ_i uses the edge e .

Finally we remove the vertex v and merge the two edges $n - 1$ and $n - 2$ to a single edge with label $n - 2$.

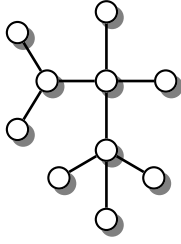
This concludes the proof that there is a one-to-one correspondence between edge-labeled trees of size n and sequences of length $n - 3$ in which each element is a number between 0 and $n - 1$. In particular this proves that the number of edge labeled trees is n^{n-3} and hence (5).

The connection between the degree sequence δ and the code C is given by the following theorem:

Theorem 6. *Let T be an edge labeled tree of size n with code C and degree sequence $\delta = (\delta_1, \dots, \delta_n)$. Then for $i = 1, \dots, n$ the sequence $S = (n - 2, C)$ contains a label l_i exactly $\delta_i - 1$ times and vice versa.*

Proof. Let v_i be a vertex with degree δ_i . One of its δ_i edges lies in the unique path from v_i to the extra vertex v . Let l_i be the label of that edge. Then there are exactly $\delta_i - 1$ paths that go through v_i and l_i to reach v . Hence S contains the label l_i exactly $\delta_i - 1$ times. \square

Theorem 6 allows us to derive the number of edge labeled trees with a given degree sequence, i.e., equation (8). See Figure 4 for an example. Note that the numbers in S come in groups of size $\delta_i - 1$, and there are $(\delta_1 - 1, \dots, \delta_n - 1)!$ different ways to arrange these group elements. This gives the second multinomial coefficient in (8). Next we have to count the number of ways to assign labels to the different groups in S . Note that codes like $S = (a, a, b, b, b, c, c, c)$ and $S = (a, a, c, c, c, b, b, b)$ correspond to the same set of edge labeled trees. Therefore we must count the number of maps from $\{1, \dots, n\}$ to (a, b, c) with b and c being indistinguishable. In general, the number of groups in S of the size d is given by α_d . Hence the number of different label assignments reads $(\alpha_1, \dots, \alpha_{n-1})!$, which is the first multinomial coefficient in (8). Finally the factor $1/n$ takes into account the fact that the first entry in S is fixed to the value $n - 2$.



$$\delta = (1, 1, 1, 1, 1, 1, 1, 3, 4, 4)$$

$$\alpha = (7, 0, 1, 2, 0, 0, 0, 0, 0)$$

According to Theorem 6, the code S must be of the form

$$S = (a, a, b, b, b, c, c, c) \text{ or permutations.}$$

There are $(2, 3, 3)! = 560$ such arrangements. Assignment of labels: $\{1, \dots, 10\} \mapsto (a, b, c)$ with b, c indistinguishable. There are $(7, 1, 2)! = 10 \cdot 9 \cdot 8/2 = 360$ possible assignments.

Figure 4. Example for counting the number of edge labelled trees with a given degree sequence using the Prüfer code. According to Equation (8) there are $560 \cdot 360/10 = 20160$ edge labeled trees with the given degree sequence δ .

6. Computing $G_{n,t}^{(n-2)}$

We are now ready to compute the number of edge labeled trees containing one of the patterns in Table 1 according to their degree sequence. The idea is to express the patterns as restrictions on the Prüfer code C .

First note that two edges now carry the same label. We still use $0, \dots, n-2$ for the labels, but with the convention that the label $n-2$ is identified with one of the other labels. By taking into account a factor $n-2$, we can fix this shared label to be 0.

Let's start with the pattern xx , i.e., with trees in which two adjacent edges carry the same label. What are the codes C that correspond to trees in which the labels 0 and $n-2$ are assigned to adjacent edges? Recall that C contains paths from leaf edges to the edges $n-2$ or $n-1$ (which also represents the edge $n-2$ in the original tree) or to edges already present in C . Hence 0 and $n-2$ are incident if the first appearance of 0 in C is of the form $(\dots, n-2, 0, \dots)$ or $(\dots, n-1, 0, \dots)$. If 0 lies on the very first path (from the smallest leaf to $n-2$), the ending edge $n-2$ is removed from S , so another possibility is $C = (0, \dots)$. If 0 is a leaf edge (i.e., $0 \notin C$), then it is the smallest leaf edge and hence the origin of the very first path in C . If 0 and $n-2$ are incident, there are no edges for the second path to terminate other than $n-2$ or $n-1$. Hence $C = (n-2, \dots)$ or $C = (n-1, \dots)$. In summary, the pattern xx is represented by these five classes of C :

- (1) $C = (n-2, \dots), 0 \notin C$
- (2) $C = (n-1, \dots), 0 \notin C$
- (3) $C = (0, \dots)$
- (4) $C = (\dots, n-2, 0, \dots)$ for the first occurrence of 0 in C
- (5) $C = (\dots, n-1, 0, \dots)$ dto.

Let $T_{xx,1}(\delta)$ denote the number of edge labeled trees in class 1. We illustrate the computation of $T_{xx,1}(\delta)$ using the example from Figure 4. The first two entries of S must be equal, hence S must be of the form

$$S = \begin{cases} (a, a; b, b, b, c, c, c) & \text{with } (3, 3)! = 20 \text{ arrangements, or} \\ (b, b; a, a, b, c, c, c) & \text{with } (1, 2, 3)! = 60 \text{ arrangements.} \end{cases}$$

Note that the part left of the semicolon is not to be rearranged and that the vertex in which the edges 0 and $n-2$ meet has either degree 3 or degree 4. In general, it can have any degree $d \geq 3$, and the corresponding number of arrangements is given by

$$(\delta_1 - 1, \dots, \delta_n - 1)! \frac{(d-2)(d-1)}{(n-2)(n-3)}, \tag{15}$$

where the factor $(d-2)(d-1)/(n-2)(n-3)$ takes care of the fact that two edges of some vertex with degree d are no longer taking part in the rearrangements in S .

We also need to count the number of ways to assign labels to the elements of S . The value of the first two entries of S is fixed to $n-2$, and the value 0 is not allowed in S . This leaves us with $n-2$ possible values to be assigned to the other entries of S . In our example we have

$$S = \begin{cases} (a, a; b, b, b, c, c, c) & \text{with } 8 \cdot 7/2 = 28 \text{ label assignments, and or} \\ (b, b; a, a, b, c, c, c) & \text{with } 8 \cdot 7 = 56 \text{ assignments.} \end{cases}$$

In general the number of label assignments for the class $xx, 1$ is given by

$$(\alpha_1 - 1, \alpha_2, \dots, \alpha_d - 1, \dots, \alpha_{n-1})! = (\alpha_1, \dots, \alpha_{n-1})! \frac{\alpha_1 \alpha_d}{n(n-1)} \quad (16)$$

if $d \geq 3$ is the degree of the vertex incident to the two edges with the same label. Combining (15), (16) and (8) and taking into account the factor $n-2$ from fixing the shared label to be 0 provides us with

$$\begin{aligned} T_{xx,1}(\delta) &= \frac{(\delta_1 - 1, \dots, \delta_n - 1)!}{n-3} \sum_{d=3}^{n-1} (d-2)(d-1) (\alpha_1 - 1, \alpha_2, \dots, \alpha_d - 1, \dots, \alpha_{n-1})! \\ &= T(\delta) \frac{\alpha_1}{(n-1)(n-3)} \sum_{d=3}^{n-1} (d-2)(d-1) \alpha_d. \end{aligned} \quad (17)$$

The second case is similar except for the fact that we need to consider two degrees d and d' . As above, d denotes the degree of the vertex that joins edges 0 and $n-2$. The degree d' denotes the degree of the vertex that connects the edge $n-1$ to its first path in S . The number of arrangements of labels in S that is compatible with $S = (n-2, n-1, \dots)$ then reads

$$(\delta_1 - 1, \dots, \delta_n - 1)! \cdot \frac{(d-1)(d'-1)}{(n-2)(n-3)}, \quad (18)$$

and the number of label assignments is given by

$$(\alpha_1, \dots, \alpha_{n-1})! \cdot \frac{\alpha_1}{n(n-1)(n-2)} \cdot \begin{cases} \alpha_d \alpha_{d'} & \text{if } d \neq d', \\ \alpha_d (\alpha_d - 1) & \text{if } d = d'. \end{cases} \quad (19)$$

Combining (18) and (19) and using the identity

$$\sum_{d=1}^{n-1} (d-1) \alpha_d = n-2 \quad (20)$$

provides us with

$$T_{xx,2}(\delta) = T(\delta) \frac{\alpha_1}{(n-1)(n-2)(n-3)} \left[(n-2)^2 - \sum_{d=2}^{n-1} (d-1)^2 \alpha_d \right]. \quad (21)$$

For the third case $S = (n-2, 0, \dots)$ we need to consider the two degrees d and d' of the vertices incident to the edge 0. The number of arrangements in S is again given by (18). We no longer have the constraint $0 \notin S$, hence the number of label assignments is

$$(\alpha_1, \dots, \alpha_{n-1})! \cdot \frac{1}{n(n-1)} \cdot \begin{cases} \alpha_d \alpha_{d'} & \text{if } d \neq d', \\ \alpha_d (\alpha_d - 1) & \text{if } d = d', \end{cases} \quad (22)$$

which gets us

$$T_{xx,3}(\delta) = T(\delta) \frac{1}{(n-1)(n-3)} \left[(n-2)^2 - \sum_{d=2}^{n-1} (d-1)^2 \alpha_d \right]. \quad (23)$$

For the fourth class of xx -patterns we again consider the degrees d and d' of the vertices incident to the edge with label 0. Let d' denote the degree of the vertex that is not incident to the edge $n-2$. Then 0 appears $d'-1$ times in S . If j denotes the position of the first 0 in S there are

$$\binom{n-2-j}{d'-2}$$

ways to distribute the other 0's to the right of position j . Now $j \geq 3$ (the case $j=2$ corresponds to the previous class $xx, 3$) and the total number of arrangements of the 0's in S reads

$$\sum_{j=3}^{n-2} \binom{n-2-j}{d'-2} = \sum_{k=0}^{n-5} \binom{k}{d'-2} = \binom{n-4}{d'-1}. \quad (24)$$

Besides all the 0's, we have also two entries $n-2$ in S with fixed positions, both with degree d . Hence the total number of arrangements in S is

$$(\delta_1 - 1, \dots, \delta_n - 1)! \cdot \frac{(d-1)(d-2)}{(n-2)(n-3)} \cdot \underbrace{\frac{(d'-1)!(n-4-(d'-1))!}{(n-4)!}}_{=1} \cdot \binom{n-4}{d'-1} \quad (25)$$

The number of label assignments is again given by (22), and combining these counts we get

$$T_{xx,4}(\delta) = T(\delta) \frac{n-1-\alpha_1}{(n-1)(n-3)} \sum_{d=3}^{n-1} (d-1)(d-2) \alpha_d. \quad (26)$$

The fifth and final class of the error pattern xx is characterized by the degrees d and d' of the endpoints of edge 0 and d'' , the degree of the endpoint of edge $n-2$ that is not incident to edge $n-2$. The argument with the first position of the 0 entry in S works exactly as above and leaves us with

$$(\delta_1 - 1, \dots, \delta_n - 1)! \cdot \frac{(d-1)(d''-1)}{(n-2)(n-3)} \quad (27)$$

for the number of arrangements in S . The number of label assignments reads

$$\frac{(\alpha_1, \dots, \alpha_{n-1})!}{n(n-1)(n-2)} \cdot \begin{cases} \alpha_d \alpha_{d'} \alpha_{d''} & \text{if } d \neq d' \neq d'' \text{ pairwise,} \\ \alpha_d (\alpha_d - 1) \alpha_{d'} & \text{if } d = d'' \text{ and } d \neq d', \\ \alpha_d (\alpha_d - 1) \alpha_{d''} & \text{if } d = d' \text{ and } d \neq d'', \\ \alpha_{d'} (\alpha_{d'} - 1) \alpha_d & \text{if } d' = d'' \text{ and } d' \neq d, \\ \alpha_d (\alpha_d - 1) (\alpha_d - 2) & \text{if } d = d' = d''. \end{cases} \quad (28)$$

Combining these counts provides us with

$$T_{xx,5}(\delta) = T(\delta) \frac{n-2-\alpha_1}{(n-1)(n-2)(n-3)} \left[(n-2)^2 - \sum_{d=2}^{n-1} (d-1)^2 \alpha_d \right]. \quad (29)$$

Now the total number of edge labeled trees in this error class is the sum $T_{xx} = T_{xx,1} + \dots + T_{xx,5}$, which yields the surprisingly simple expression

$$T_{xx}(\delta) = (n-2)T(\delta) \frac{\sum_d \binom{d}{2} \alpha_d}{\binom{n-1}{2}}, \quad (30)$$

With the benefit of hindsight, this formula could have been written down without going through all the combinatorial arguments above: $(n-2)T(\delta)$ is the number of edge labeled trees with $n-2$ distinguishable labels, and the other factor is the fraction of all pairs of edges that are incident to a common vertex (with degree d , sum over d).

$d =$	2	3	4	5	6	7	8	9	10
$n \leq$	22	18	15	14	14	13	11	11	11

Table 2. Parameters for which enumeration data for $g_{n,t}^{(d)}$ are available [5, 15].

The reason we went through all the combinatorics to arrive at the simple formula (30) is to demonstrate the principle. It turns out that for T_{xyx} and T_{xyzx} , there are no such simple formulas, and going through the various classes of constraints on C seems to be the only way to compute T_{xyx} and T_{xyzx} . The actual computation is similar in spirit to the computation of T_{xx} , but the number of classes is larger and the corresponding formulas are more complicated. We present the results in Appendix A and Appendix B. The corresponding formulas have been implemented in a Python script that computes $G_{n,t}^{(n-2)}$ for given n . This script (and the script for $G_{n,t}^{(n-1)}$) can be found on the project webpage [12].

7. Application

To compute the perimeter polynomial $P_n^{(d)}(q)$ for arbitrary dimension d , it suffices to know the numbers $G_{n,t}^{(i)}$ for $i = 1, \dots, n - 1$. Since it is more efficient to enumerate lattice animals without keeping track of their spanning dimensionality, computer enumerations usually yield g rather than G . But we can compute G from g because (3) can be inverted [14]:

$$G_{n,t}^{(i)} = \sum_{d=1}^i (-1)^{i-d} \binom{i}{d} g_{n,t+2(d-i)n}^{(d)}. \tag{31}$$

The available enumeration data (Table 2) suffices to compute $P_n^{(d)}(q)$ for $n \leq 11$. For $n = 12$, we need additional data for the number of lattice animals of size 12 in dimensions 8, 9, 10 and 11, but thanks to our combinatorial results we need to run exhaustive enumerations only in dimensions 8 and 9. How much computation time does this save us?

For fixed value of n , the number of polycubes to be enumerated grows only polynomially with d , but we are talking about large numbers here. Let

$$A_d(n) = \sum_t g_{n,t}^{(d)} \tag{32}$$

the total number of polycubes of size n in dimension d . These numbers are known for all values of d and $n \leq 14$ [5]. In particular,

$$\frac{A_{10}(12)}{A_9(12)} = \frac{7412808050184625}{2001985304489169} \simeq 3.7$$

$$\frac{A_{11}(12)}{A_9(12)} = \frac{23882895566952721}{2001985304489169} \simeq 11.9.$$

Our combinatorial method saves us about 15.6 times the CPU time of the largest enumeration task $n = 12$ and $d = 9$. The enumeration algorithm takes about 100 clock cycles to generate a polycube [5], which implies a counting rate of roughly $3 \cdot 10^7$ polycubes per second on a 3 GHz CPU. The enumeration for $n = 12$ and $d = 9$ takes 2.12 years on a single CPU, and our combinatorics saves us 33 years of CPU time. In practice, the enumeration is of course parallelized and run on hundreds of CPUs, reducing the wallclock time from “years” to “days.” In this setup, our combinatorics still saves us about one months of computation.

The new (and the previous) data for $g_{12,t}^{(d)}$ and $G_{12,t}^{(d)}$ for $d = 8, 9, 10, 11$ is available on the project website [12].

What about the perimeter polynomials for $n = 13$ and arbitrary d ? The combinatorics provide the data for $d = 12$ and $d = 11$, but we would still need to explicitly enumerate

$$A_8(13) = 13\,228\,272\,325\,440\,164 \quad (14 \text{ years})$$

$$A_9(13) = 67\,341\,781\,440\,810\,531 \quad (71 \text{ years})$$

$$A_{10}(13) = 282\,338\,750\,889\,253\,800 \quad (298 \text{ years})$$

polycubes. The corresponding estimates of single CPU times are given in parentheses. Note that our combinatorial results here save us about 1073 years (for $A_{11}(13)$) and 3416 years (for $A_{12}(13)$) of CPU time, but the remaining enumeration task is still out of reach unless one is willing to devote a substantial number of CPUs and time to accomplish it.

8. Conclusions

We have derived formulas for $G_{n,t}^{(n-1)}$ and $G_{n,t}^{(n-2)}$, the number of lattice animals of size n and perimeter t that are proper in dimension $n - 1$ or $n - 2$. These formulas complement data from exhaustive enumerations. In particular, they replace the hardest enumeration tasks by an evaluation of these formulas, which is much faster. The approach outlined in this paper can be extended to derive formulas for $G_{n,t}^{(n-k)}$ for $k > 2$, but the complexity increases considerably with k since more and more “error patterns” need to be identified and analysed.

Appendix A. The case T_{xyz}

For the xyx case we have:

- (1) $C = (1)(n-2) \dots$, $0 \notin C$, free variables: d_{n-1}
- (2) $C = (1)(n-1) \dots$, $0 \notin C$, free variables: d_{n-1}
- (3) $C = (1)(1) \dots$, $0 \notin C$, free variables: d_{n-1}
- (4) $C = (1)(0) \dots$, free variables: d_0, d_{n-1}
- (5) $C = (1) \dots (1)(0) \dots$, first 0 at position j , no 0 in the first \dots , free variables: d_0, d_{n-1}
- (6) $C = \dots (n-2)(1)(0) \dots$, first 0 at position j , no 0 and 1 in the first \dots , free variables: d_0, d_{n-1}
- (7) $C = \dots (n-1)(1)(0) \dots$, first 0 at position j , no 0 and 1 in the first \dots , free variables: d_0, d_{n-2}
- (8) $C = \dots (n-2)(1) \dots (1)(0) \dots$, first 1 at position k , first 0 at position j , no 0 and 1 in the first \dots , no 0 in the second \dots , free variables: d_0, d_{n-1}
- (9) $C = \dots (n-1)(1) \dots (1)(0) \dots$, first 1 at position k , first 0 at position j , no 0 and 1 in the first \dots , no 0 in the second \dots , free variables: d_0, d_{n-2}

One thing that is special about the xyx case is that we have to specify the degrees of the two vertices at the end of the path that connects the equally labeled edges. One of these two vertices is always 0 and the other one is either $n - 1$ or $n - 2$. This means we must not sum over the degree of these nodes, but leave their degree as free argument in the $T_{xyx,i}$ formulas. This is necessary because the perimeter of the corresponding polycube depends on these two degrees, as explained earlier.

To shorten the formulas we introduce the following variables:

$$X_k(\delta) = \sum_{d=1}^{n-1} d^k \alpha_d \quad (\text{A.1})$$

From now on, we will omit the dependence on δ and just write X_2, X_3 , etc.

$$T_{\text{yx},1}(\delta, d_{n-1}) = T_{\text{yx},3}(\delta, d_{n-1}) = \frac{T(\delta) \alpha_1}{(n-1)(n-2)(n-3)(n-4)} \cdot \left(4n^2 - 6n + 2 - X_2(n+2) \right. \\ \left. + X_3 + (2d_{n-1}^3 - d_{n-1}^2 n - X_2(d_{n-1} - n - 3) - 6d_{n-1}^2 + 7d_{n-1}n - 4n^2 - X_3 - 2d_{n-1} + 4) \alpha_{d_{n-1}} \right), \quad (\text{A.2})$$

$$T_{\text{yx},2}(\delta, d_{n-1}) = T(\delta) \alpha_1 \alpha_{d_{n-1}} (d_{n-1} - 1) \frac{n^2 + (1 - 2d_{n-1})n - 2 + 2d_{n-1}^2 - X_2}{(n-1)(n-2)(n-3)(n-4)}, \quad (\text{A.3})$$

where $1 \leq d_{n-1} \leq n - 1$.

$$T_{\text{yx},4}(\delta, d_0, d_{n-1}) + T_{\text{yx},5}(\delta, d_0, d_{n-1}) = \frac{T(\delta) \alpha_{d_0}}{(n-1)(n-2)(n-3)(n-4)} \cdot \\ \left(-12d_0^3 - (d_0 - 5)n^2 + X_2(3d_0 - n - 5) + 30d_0^2 + 3(2d_0^2 - 7d_0 + 3)n \right. \\ \left. + [4d_0^3 + 3d_0^2 d_{n-1} + 3d_0 d_{n-1}^2 + 2d_{n-1}^3 + (d_0 - 5)n^2 - X_2(2d_0 + d_{n-1} - n - 5) \right. \\ \left. - 11d_0^2 - 10d_0 d_{n-1} - 9d_{n-1}^2 - (3d_0^2 + 2d_0 d_{n-1} + d_{n-1}^2 - 12d_0 - 9d_{n-1} + 9)n \right. \\ \left. - X_3 + 3d_0 + 5d_{n-1} + 8] \alpha_{d_{n-1}} + X_3 - 8d_0 - 8 \right), \quad (\text{A.4})$$

$$T_{\text{yx},6}(\delta, d_0, d_{n-1}) + T_{\text{yx},8}(\delta, d_0, d_{n-1}) = \frac{T(\delta) \alpha_{d_0}}{(n-1)(n-2)(n-3)(n-4)} \cdot \\ \left(-6d_0^3 + X_2(2d_0 - n - 4) + 20d_0^2 + 2(d_0^2 - 7d_0 + 3)n + 4n^2 \right. \\ \left. + [2d_0^3 + d_0^2 d_{n-1} + d_0 d_{n-1}^2 + 2d_{n-1}^3 - X_2(d_0 + d_{n-1} - n - 4) - 7d_0^2 - 6d_0 d_{n-1} \right. \\ \left. - 7d_{n-1}^2 - (d_0^2 + d_{n-1}^2 - 7d_0 - 7d_{n-1} + 6)n - 4n^2 - X_3 + 3d_0 + 3d_{n-1} + 6] \alpha_{d_{n-1}} \right. \\ \left. + X_3 - 6d_0 - 6 \right), \quad (\text{A.5})$$

where $2 \leq d_0 \leq n - 1$ and $1 \leq d_{n-1} \leq n - 1$.

$$T_{\text{yx},7}(\delta, d_0, d_{n-2}) + T_{\text{yx},9}(\delta, d_0, d_{n-2}) = \frac{T(\delta) \alpha_{d_0}}{(n-1)(n-2)(n-3)(n-4)} \cdot \\ \left(-6d_0^3 - (d_0 - 1)n^2 + X_2(d_0 - 1) + 10d_0^2 + (4d_0^2 - 7d_0 + 3)n \right. \\ \left. + [2d_0^2 d_{n-2} + 2d_0 d_{n-2}^2 + 2d_{n-2}^3 + (d_{n-2} - 1)n^2 - 2d_0^2 - X_2(d_{n-2} - 1) - 4d_0 d_{n-2} \right. \\ \left. - 4d_{n-2}^2 - (2d_0 d_{n-2} + 2d_{n-2}^2 - 2d_0 - 5d_{n-2} + 3)n + 2d_0 + 2] \alpha_{d_{n-2}} - 2d_0 - 2 \right), \quad (\text{A.6})$$

where $2 \leq d_0 \leq n - 1$ and $2 \leq d_{n-2} \leq n - 1$.

Combining the above equations yields for all $d, d_0 \geq 1$:

$$T_{\text{yx}}(\delta, d_0, d) = \frac{T(\delta) \alpha_{d_0} (\alpha_d - \delta_{d_0, d})}{(n-1)(n-2)(n-3)(n-4)} \left(6d^3 + 2(3d - 10)d_0^2 + 6d_0^3 \right. \\ \left. + (d + d_0 - 10)n^2 - (3X_2 - 8)d - 20d^2 + (6d^2 - 3X_2 - 20d + 8)d_0 \right. \\ \left. - [4d^2 + (4d - 21)d_0 + 4d_0^2 - 2X_2 - 21d + 18]n + 10X_2 - 2X_3 + 16 \right). \quad (\text{A.7})$$

Since we need the number of all edge labeled trees in the class xyx to compute the number of error free trees, we compute this formula as well. Combining the above formulas after summing over the free variables results in

$$T_{xyx}(\delta) = T(\delta) \frac{-6n^2 + 10n - 4 + 2X_2(n+1) - 2X_3}{(n-1)(n-2)}. \quad (\text{A.8})$$

Appendix B. The case T_{xyzx}

For the $xyzx$ case we have the following restrictions

- (1) $C = (1)(2)(n-2) \dots, 0 \notin C$
- (2) $C = (1)(2)(n-1) \dots, 0 \notin C$
- (3) $C = (1)(2)(1) \dots, 0 \notin C$
- (4) $C = (1)(2)(2) \dots, 0 \notin C$
- (5) $C = (1)(2)(0) \dots$
- (6) $C = (1) \dots (1)(2)(0) \dots$
- (7) $C = (1)(2) \dots (2)(0) \dots$
- (8) $C = (1) \dots (1)(2) \dots (2)(0) \dots$
- (9) $C = \dots (n-2)(1)(2)(0) \dots$
- (10) $C = \dots (n-2)(1) \dots (1)(2)(0) \dots$
- (11) $C = \dots (n-2)(1)(2) \dots (2)(0) \dots$
- (12) $C = \dots (n-2)(1) \dots (1)(2) \dots (2)(0) \dots$
- (13) $C = \dots (n-1)(1)(2)(0) \dots$
- (14) $C = \dots (n-1)(1) \dots (1)(2)(0) \dots$
- (15) $C = \dots (n-1)(1)(2) \dots (2)(0) \dots$
- (16) $C = \dots (n-1)(1) \dots (1)(2) \dots (2)(0) \dots$

The first four restrictions are quite similar to the case xx_1 , except that there are two more fixed positions. Like label 0, these labels could be any label except the one chosen for 0. To correct for this have to multiply all counts by $(n-3)(n-4)$ like we did with $(n-2)$ for label 0.

$$T_{xyzx,1}(\delta) = T_{xyzx,3}(\delta) = T_{xyzx,4}(\delta) = T(\delta) \alpha_1 \frac{-4n^3 - 6n^2 + 22n - 12 + X_2(n^2 + 11n - 4) - 2X_3(n+3) + 2X_4}{(n-1)(n-2)(n-3)(n-5)}. \quad (\text{B.1})$$

$$T_{xyzx,2}(\delta) = T(\delta) \alpha_1 \frac{n^4 + 10n^3 - 5n^2 - 22n + 16 - 6X_2(n^2 + 3n - 2) + 8X_3(n+1) - 6X_4}{(n-1)(n-2)(n-3)(n-4)(n-5)}. \quad (\text{B.2})$$

$$T_{xyzx,5}(\delta) + T_{xyzx,6}(\delta) + T_{xyzx,7}(\delta) + T_{xyzx,8}(\delta) = \frac{T(\delta)}{(n-1)(n-2)(n-3)(n-5)} \cdot \left(-7n^4 + 22n^3 + 75n^2 + 4(2n^3 + 3n^2 - 11n + 6)\alpha_1 - 178n + 88 \right. \\ \left. + 2(n^3 + 5n^2 - (n^2 + 11n - 4)\alpha_1 - 46n + 18)X_2 \right. \\ \left. - 4(n^2 - (n+3)\alpha_1 - 2n - 11)X_3 + 2X_4(2n - 2\alpha_1 - 9) \right). \quad (\text{B.3})$$

$$\begin{aligned}
T_{xyzx,9}(\delta) + T_{xyzx,10}(\delta) + T_{xyzx,11}(\delta) + T_{xyzx,12}(\delta) &= \frac{T(\delta)}{(n-1)(n-2)(n-3)(n-4)(n-5)} \\
&\left(-2(2n^3 + 3n^2 - 11n + 6)(n-3) + 2(2n^3 + 3n^2 - 11n + 6)\alpha_1 \right. \\
&\quad + ((n^2 + 11n - 4)(n-3) - (n^2 + 11n - 4)\alpha_1)X_2 \\
&\quad \left. - 2((n+3)(n-3) - (n+3)\alpha_1)X_3 + 2X_4(n - \alpha_1 - 3) \right). \tag{B.4}
\end{aligned}$$

$$\begin{aligned}
T_{xyzx,13}(\delta) + T_{xyzx,14}(\delta) + T_{xyzx,15}(\delta) + T_{xyzx,16}(\delta) &= \frac{T(\delta)}{(n-1)(n-2)(n-3)(n-5)} \\
&\left(n^4 + 10n^3 - 5n^2 - 22n + 16)(n-4) - (n^4 + 10n^3 - 5n^2 - 22n + 16)\alpha_1 \right. \\
&\quad - 6((n^2 + 3n - 2)(n-4) - (n^2 + 3n - 2)\alpha_1)X_2 \\
&\quad \left. + 8((n+1)(n-4) - (n+1)\alpha_1)X_3 - 6X_4(n - \alpha_1 - 4) \right). \tag{B.5}
\end{aligned}$$

Combining the above formulas results in

$$T_{xyzx}(\delta) = T(\delta) \frac{-10n^3 - 12n^2 + 50n - 28 + 3(n^2 + 9n - 4)X_2 - 2X_3(3n + 7) + 6X_4}{(n-1)(n-2)(n-3)}. \tag{B.6}$$

References

- [1] Solomon W. Golomb. *Polyominoes*. Princeton University Press, Princeton, New Jersey, 2nd edition, 1994.
- [2] Dietrich Stauffer and Amnon Aharony. *Introduction to Percolation Theory*. Taylor & Francis, 2nd edition, 1992.
- [3] Anthony J. Guttmann, editor. *Polygons, Polyominoes and Polycubes*, volume 775 of *Lecture Notes in Physics*. Springer-Verlag, Heidelberg, 2009.
- [4] W.F. Lunnon. Counting multidimensional polyominoes. *The Computer Journal*, 18(4):366–367, 1975.
- [5] Sebastian Luther and Stephan Mertens. Counting lattice animals in high dimensions. *J. Stat. Mech.: Theor. Exp.*, page P09026, 2011.
- [6] Arthur Cayley. A theorem on trees. *Quarterly Journal of Pure and Applied Mathematics*, 23:376–378, 1889.
- [7] Peter J. Cameron. Counting two-graphs related to trees. *Electronic Journal of Combinatorics*, 2:R4, 1995.
- [8] Michael E. Fisher and John W. Essam. Some cluster size and percolation problems. *Journal of Mathematical Physics*, 2:609–619, 1961.
- [9] Ronnie Barequet, Gill Barequet, and Günther Rote. Formulae and growth rates of high-dimensional polycubes. *Combinatorica*, 30(3):257–275, 2010.
- [10] Andrei Asinowski, Gill Barequet, Ronnie Barequet, and Günther Rote. Proper n -cell polycubes in $n - 3$ dimensions. In *Proceedings 17th Annual International Computing and Combinatorics Conference, Dallas TX*, volume 6842 of *Lecture Notes in Computer Science*. Springer-Verlag, August 2011.
- [11] Godfrey Harold Hardy and Srinivasa Ramanujan. Asymptotic formulae in combinatory analysis. *Proceedings of the London Mathematical Society*, s2-17(1):75–115, 1918.
- [12] <http://www.ovgu.de/mertens/research/animals>.
- [13] Oleg Pikhurko. Generating edge-labeled trees. *The American Mathematical Monthly*, 112(10):919–921, 2005.
- [14] Gregory S. Call and Daniel J. Velleman. Pascal’s matrices. *American Mathematical Monthly*, 100(4):372–376, 1993.
- [15] Stephan Mertens. Lattice animals: A fast enumeration algorithm and new perimeter polynomials. *J. Stat. Phys.*, 58(5/6):1095–1108, 1990.