

Isolating the chiral magnetic effect from backgrounds by pair invariant mass

Jie Zhao*

Department of Physics and Astronomy, Purdue University, West Lafayette, Indiana 47907, USA

Hanlin Li

Department of Physics and Astronomy, Purdue University,

West Lafayette, Indiana 47907, USA and

College of Science, Wuhan University of Science and Technology, Wuhan, Hubei 430065, China

Fuqiang Wang[†]

Department of Physics and Astronomy, Purdue University,

West Lafayette, Indiana 47907, USA and

School of Science, Huzhou University, Huzhou, Zhejiang 313000, China

(Dated: March 5, 2019)

Topological gluon configurations in quantum chromodynamics induce quark chirality imbalance in local domains, which can result in the chiral magnetic effect (CME)—an electric charge separation along a strong magnetic field. Experimental searches for the CME in relativistic heavy ion collisions via the charge-dependent azimuthal correlator ($\Delta\gamma$) suffer from large backgrounds arising from particle correlations (e.g. due to resonance decays) coupled with the elliptic anisotropy. We propose differential measurements of the $\Delta\gamma$ as a function of the pair invariant mass (m_{inv}), by restricting to high m_{inv} thus relatively background free, and by studying the m_{inv} dependence to separate the possible CME signal from backgrounds. We demonstrate by model studies the feasibility and effectiveness of such measurements for the CME search.

I. INTRODUCTION

Vacuum fluctuations in quantum chromodynamics (QCD) can result in metastable local domains of gluon fields with non-vanishing topological charges [1–3]. Interactions with those gluon fields can, under the approximate chiral symmetry restoration, change the overall chirality of quarks in those domains [4, 5]. The chirality imbalance yields an electric charge separation under a strong magnetic field, a phenomenon called the chiral magnetic effect (CME) [6–8]. Strong magnetic fields

*Electronic address: zhao656@purdue.edu

[†]Electronic address: fqwang@purdue.edu

are generated at early times by the spectator protons in relativistic heavy ion collisions, raising the possibility to detect the CME in those collisions [9, 10]. An observation of the CME would confirm a fundamental property of QCD and is therefore of great importance [11]. CME-like phenomena are not specific only to QCD and may have been observed in condense matter physics [12].

A commonly used variable to measure the CME-induced charge separation in heavy ion collisions is the three-point correlator [9],

$$\gamma \equiv \langle \cos(\alpha + \beta - 2\psi) \rangle, \quad (1)$$

where α and β are the azimuthal angles of two particles and ψ is that of the reaction plane (span by the beam and impact parameter directions of the colliding nuclei). Charge separation along the magnetic field (\vec{B}), which is perpendicular to ψ on average, would yield different values of γ for particle pairs of same-sign (SS) and opposite-sign (OS) charges: $\gamma_{\text{SS}} = -1, \gamma_{\text{OS}} = +1$. However, there exist background correlations unrelated to the CME [9, 13–20]. For example, transverse momentum conservation induces correlations among particles enhancing back-to-back pairs [14–18]. This background is independent of particle charges, affecting SS and OS pairs equally and cancels in the difference, $\Delta\gamma \equiv \gamma_{\text{OS}} - \gamma_{\text{SS}}$. Recent experimental searches have thus focused on the $\Delta\gamma$ observable [11, 21, 22]; the CME would yield $\Delta\gamma > 0$. There are, however, also mundane physics that differ between SS and OS pairs. One such physics is resonance/cluster decays [9, 13–18], more significantly affecting OS pairs than SS pairs. Backgrounds arise from the coupling of elliptical anisotropy (v_2 , a common phenomenon in heavy ion collisions [23]) of resonances/clusters and the angular correlations between their decay daughters (nonflow) [9, 13, 14, 17]. Take $\rho \rightarrow \pi^+\pi^-$ as an example. The background is $(\Delta\gamma)_\rho = r_\rho\gamma_\rho$, where $r_\rho = N_\rho/(N_{\pi^+}N_{\pi^-})$ is the relative abundance of ρ -decay pairs over all OS pairs, and $\gamma_\rho \equiv \langle f_\rho v_{2,\rho} \rangle = \langle \cos(\alpha + \beta - 2\phi_\rho) \cos 2(\phi_\rho - \psi) \rangle$ quantifies the ρ decay angular correlations coupled with its v_2 [9, 21, 22, 24].

Experimentally, significant positive $\Delta\gamma$ values have been observed at the Relativistic Heavy Ion Collider (RHIC) and the Large Hadron Collider (LHC) [25–29]. The relative background and CME contributions are under extensive debate [30]. The recent observations of comparable $\Delta\gamma$ in small system collisions [31–36], where any CME signals would average to zero [31, 37], challenge the CME interpretation of the measured $\Delta\gamma$ in heavy ion collisions. The major difficulty in distinguishing CME from backgrounds with the $\Delta\gamma$ observable is their similar behaviors with respect to the event multiplicity [34–36]. This is because the magnetic field strength, to which the CME is sensitive, has a similar dependence as the v_2 (backgrounds) on the event multiplicity [10, 38–41]. There have been various proposals and attempts to reduce or eliminate the backgrounds [24, 32, 42–

46]. The central idea is to “hold” the magnetic field fixed (in a narrow centrality) and vary the event-by-event v_2 from statistical and dynamical fluctuations [41, 44, 47]. The first attempt was carried out by STAR [44] where a charge asymmetry observable was analyzed as a function of the observed event-by-event v_2 . A linear dependence was observed, expected from background, and the intercept was extracted representing a background-suppressed signal. ALICE [46] divided their data in each collision centrality according to v_2 in one phase space, and found the $\Delta\gamma$ to be approximately proportional to the v_2 in the phase space of the $\Delta\gamma$ measurement, consistent with background contributions. However, as recently pointed out by two of us [24], those methods suppressing background may not completely eliminate it. Another way to help search for the CME is to compare isobaric collisions [47], where the magnetic fields differ and the backgrounds are expected to be the same [48]. However, these simple expectations may not be correct because of the non-identical isobaric nuclear structures [49].

A new method to search for the CME, as we demonstrate in this article, is to eliminate the resonance background contributions using particle pair invariant mass (m_{inv}) by (i) applying a lower cut on the m_{inv} , (ii) fitting the low m_{inv} region by a two-component (TC) model, and (iii) fitting the low m_{inv} region by a two-component model aided by event-shape engineering (TC+ESE). We illustrate our method using the AMPT (A Multi-Phase Transport) model [50] and a toy *Monte Carlo* (MC) simulation. In both, the resonance masses are sampled from Breit-Wigner distributions [51, 52]. We use pions within pseudorapidity $|\eta| < 1$ and $0.2 < p_T < 2$ GeV/ c , except otherwise specified.

It is worthwhile to note here, since the CME is generally a low p_T phenomenon, that large m_{inv} region may not be the best place to search for it. If no CME is found at large m_{inv} , it does not necessarily mean that CME does not exist at low m_{inv} . However, if a finite signal is observed at large m_{inv} , where background sources diminish, it could be a strong evidence for the possible existence of the CME that would call for further investigations. It is also worthwhile to note that our low m_{inv} fitting procedure is not without assumptions. Although the background shape may be assessed by the ESE method, there is still the question of the CME shape as function of m_{inv} . In principle, if the CME and the background have the same m_{inv} shape, then our invariant mass method would not be able to distinguish the two contributions. Theoretical inputs are much needed in this respect. Nevertheless, our method provides a potentially powerful way to extract the CME with reasonable assumptions of the m_{inv} dependence of the CME, which can be gauged to some extent by the fitting quality.

The rest of the paper is organized as follows. Section II presents the AMPT and toy-model

studies by applying a lower m_{inv} cut to extract the $\Delta\gamma$ in the high m_{inv} region. Section III describes a two-component model fit to the $\Delta\gamma(m_{\text{inv}})$. Section IV extends the fitting method further by using ESE to determine the background $\Delta\gamma(m_{\text{inv}})$ shape to help extract the CME signal. Section V puts our methods into experimental context and summarizes the paper.

II. HIGH- m_{inv} REGION

A. A transport model study with null CME

AMPT is a parton transport model [50]. It consists of a fluctuating initial condition, parton elastic scatterings, quark coalescence for hadronization, and hadronic interactions. The initial condition is taken from HIJING [53]. The string melting version [54] is used in this study. Two-body elastic parton scatterings are treated with Zhang's Parton Cascade [55], where the parton scattering cross section is set to 3 mb. After partons stop interacting, a simple quark coalescence model is applied to describe the hadronization process that converts partons into hadrons [56]. Subsequent interactions of these formed hadrons are modeled by a hadron cascade [56]. However, it is known that this version of the hadron cascade does not conserve charge, which is critical to the charge correlation study here. The hadronic scatterings, while responsible for the majority of the v_2 mass splitting, are unimportant for the main development of v_2 [57, 58], and thus may not be critical for the CME backgrounds. We thus turn off hadronic cascade in AMPT for our study here, as was done in Ref. [59]. AMPT has been quite successful in describing variety of heavy ion data [52]. It reproduces approximately the measured particle yields and distributions, and therefore should approximately describe those of resonances as well, which is relevant to the CME background study here. We simulate Au+Au collisions at $\sqrt{s_{\text{NN}}} = 200$ GeV of various impact parameter (b) ranges. For simplicity we use the known reaction plane in our analysis, fixed at $\psi = 0$.

Figure 1(a) shows the m_{inv} distribution of the excess OS over SS pion pairs ($N \equiv N_{\text{OS}} - N_{\text{SS}}$), with $b = 6.8\text{-}8.2$ fm (corresponding to the 20-30% centrality of Au+Au collisions [60], and average pion multiplicities $N_{\pi^+} \approx N_{\pi^-} \approx 210$ within $|\eta| < 1$). The ρ peak is evident; the lower mass peaks are from Dalitz decays of η and ω mesons (the K_S is kept stable in AMPT). Figure 1(b) shows the $\Delta\gamma$ as a function of m_{inv} . The ρ contribution is clearly seen in the ρ mass region. Since no CME is present in AMPT, the finite $\Delta\gamma$ at $m_{\text{inv}} \lesssim 2$ GeV/ c^2 must be due to correlations from resonance decays, or generally, correlated pion pairs. This has been observed before [34, 59]. For

$m_{\text{inv}} > 2 \text{ GeV}/c^2$ where resonance contribution to the OS over SS excess is small, the $\Delta\gamma$ value is essentially zero, as expected.

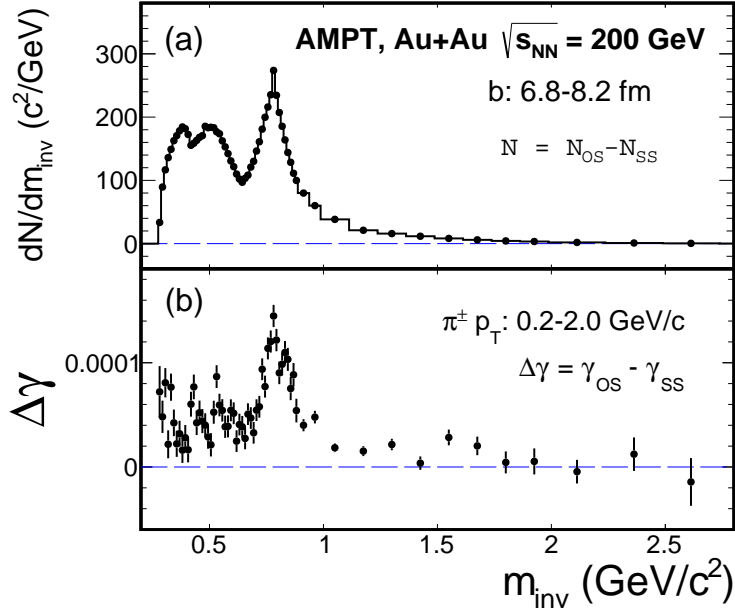


FIG. 1: (a) Excess of opposite-sign (OS) over same-sign (SS) pion pairs, and (b) $\Delta\gamma \equiv \gamma_{\text{OS}} - \gamma_{\text{SS}}$ as a function of pair invariant mass (m_{inv}). Used are total 11×10^6 AMPT events of 200 GeV Au+Au collisions with $b = 6.8-8.2 \text{ fm}$.

Figure 2 shows the $\Delta\gamma$ in AMPT from all pairs and $\Delta\gamma(m_{\text{inv}} > 2 \text{ GeV}/c^2)$ from pairs with $m_{\text{inv}} > 2 \text{ GeV}/c^2$. The positive $\Delta\gamma$ is due to backgrounds; in $\Delta\gamma(m_{\text{inv}} > 2 \text{ GeV}/c^2)$ this background is essentially eliminated, and as expected the result is consistent with zero. With the 11×10^6 AMPT events simulated for 200 GeV Au+Au collisions with $b = 6.6-8.2 \text{ fm}$, the inclusive $\Delta\gamma$ value is $(8.1 \pm 0.1) \times 10^{-5}$, and $\Delta\gamma(m_{\text{inv}} > 2 \text{ GeV}/c^2) = (-0.6 \pm 0.8) \times 10^{-5}$. This represents a null signal with an upper limit of 20% of the inclusive $\Delta\gamma$ with 98% confidence level (CL).

B. A toy model study with finite CME

In light of the AMPT results, we propose to apply a lower m_{inv} cut in real data analysis to search for the CME. We illustrate this point further by using a toy MC with input CME signal. Our toy model generates primordial π^\pm , K_S , and resonances (ρ, η, ω), and decays the K_S and resonances (via both two- and three-body decays [51]). Particle kinematics are sampled according

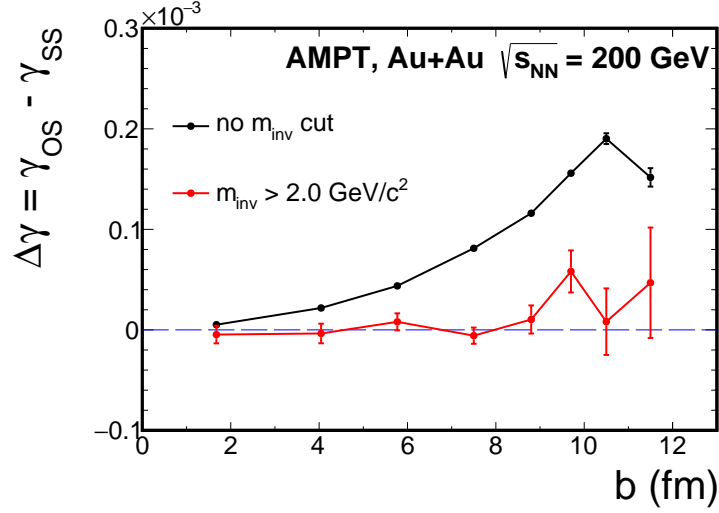


FIG. 2: The $\Delta\gamma$ as a function of impact parameter b in 200 GeV Au+Au collisions by AMPT for all pion pairs (black markers) and for pairs with $m_{\text{inv}} > 2$ GeV/ c^2 (red markers).

to

$$\frac{d^2 N}{dp_T d\eta d\phi} = \frac{d^2 N}{2\pi dp_T d\eta} (1 + 2v_2 \cos 2\phi + 2a_1 \sin \phi), \quad (2)$$

where a_1 is the CME signal parameter [9]. The particle dN/dy , p_T spectra, and $v_2(p_T)$ correspond to the 40-50% centrality of Au+Au collisions; they are as same as those used in Ref. [61] except that the primordial pion p_T spectra are parameterized here with a better agreement with data at high p_T , and we have added K_S . The pion multiplicities within $|\eta| < 1$ are $N_{\pi^+} \approx N_{\pi^-} \approx 100$ and those of primordial pions are $N_{\pi^+}^{\text{prim}} \approx N_{\pi^-}^{\text{prim}} \approx 60$. The K_S multiplicity is taken to be 1/5 of the measured ρ 's [62], because some K_S 's would have both their decay pions reconstructed as primary particles in experiments (such as STAR). We generate 200×10^6 events with an input CME signal of overall strength $a_1 = \pm 0.008$ for primordial π^\pm ; for K_S and resonances $a_1 = 0$. Our input CME is independent of the particle p_T . This is supported by a recent theoretical study [63], where the CME is insensitive to p_T once p_T is above 0.2 GeV/ c .

Figure 3(a) shows the relative OS pair excess, $r(m_{\text{inv}}) \equiv (N_{\text{OS}} - N_{\text{SS}})/N_{\text{OS}}$ as a function of m_{inv} from the toy MC. The K_S and ρ peaks are evident. Figure 3(b) shows the $\Delta\gamma(m_{\text{inv}})$; the K_S and ρ contributions are clear. The inclusive $\Delta\gamma$ from Fig. 3(b) is $(24.5 \pm 0.1) \times 10^{-5}$; our input CME signal of $2a_1^2$, diluted by $(N_{\pi^{\text{prim}}}/N_{\pi})^2$, is 4.6×10^{-5} , about 20% of the inclusive $\Delta\gamma$ value. The $\Delta\gamma(m_{\text{inv}})$ distribution in Fig. 3(b) has a pedestal corresponding to the input CME signal. The pedestal extends to high m_{inv} (not shown) where resonance backgrounds vanish. A lower

m_{inv} cut removes backgrounds to $r(m_{\text{inv}})$ but not the CME signal. The value $\Delta\gamma(m_{\text{inv}} > 2 \text{ GeV}/c^2) = (4.5 \pm 0.8) \times 10^{-5}$ is consistent with the input CME signal, and it would present a 5σ measurement.

The CME is generally believed to be a low- p_T phenomenon [5], and would thus be more prominent in the low m_{inv} region. With a $m_{\text{inv}} > 2 \text{ GeV}/c^2$ cut we used here, the particle average p_T is typically $1.2 \text{ GeV}/c$ [64]. This is not very high and the CME may still be present above such a mass cut. Moreover, a recent study [63] indicates that the CME signal is rather independent of p_T at $p_T > 0.2 \text{ GeV}/c$, suggesting that the signal can persist to high m_{inv} . Nevertheless, our proposal to apply a lower m_{inv} cut will eliminate resonance contributions to $\Delta\gamma$; any measured remaining positive $\Delta\gamma$ would point to the interesting possibility of the existence of the CME. A null measurement at high m_{inv} , on the other hand, does not necessarily mean null CME also at low m_{inv} .

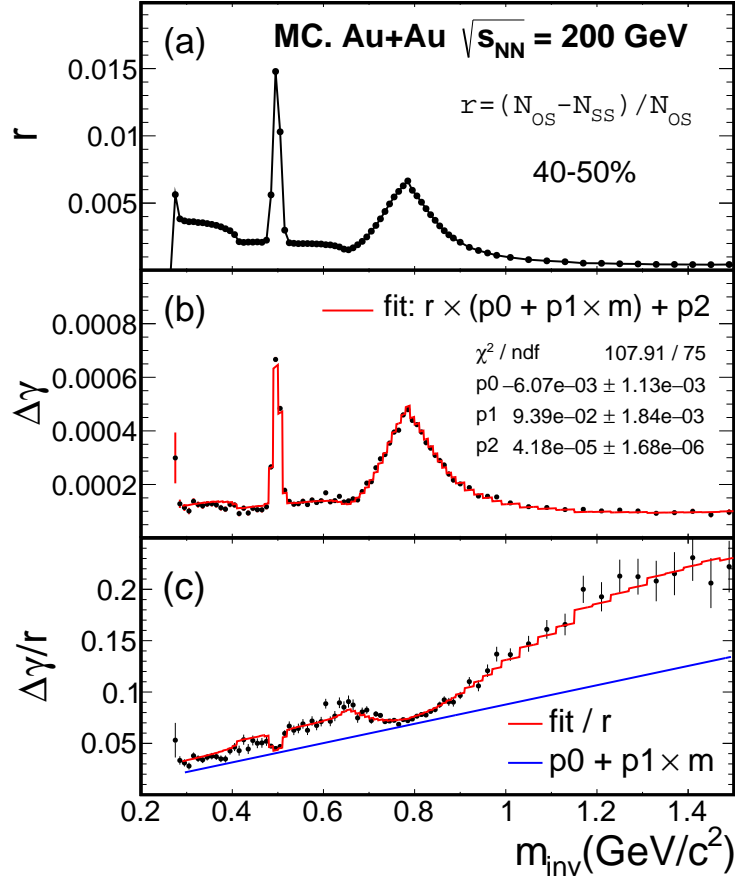


FIG. 3: (a) $r = (N_{\text{OS}} - N_{\text{SS}})/N_{\text{SS}}$, (b) $\Delta\gamma$, and (c) $\Delta\gamma/r$ as a function of m_{inv} from the toy MC simulation of total 200×10^6 events. Included are primordial π^\pm , and K_S, ρ, η, ω resonances, using parameters corresponding to measurements in Au+Au collisions of the 40-50% centrality. A CME signal $a_1 = \pm 0.008$ is included.

III. TWO-COMPONENT MODEL FIT IN LOW- m_{inv} REGION

In what follows, we illustrate a fit method to potentially identify the possible CME at low m_{inv} . Still use $\rho \rightarrow \pi^+\pi^-$ as an example, and consider the event to be composed of primordial pions containing CME signals (γ_{CME}) and common (charge-independent) backgrounds, such as momentum conservation ($\gamma_{\text{m.c.}}$) [16, 18], and decay pions containing correlations from the decay [9, 17, 24]. We have

$$\Delta\gamma = \frac{N_{\text{SS}}(\gamma_{\text{CME}} + \gamma_{\text{m.c.}}) + N_{\rho}\gamma_{\rho}}{N_{\text{SS}} + N_{\rho}} - (-\gamma_{\text{CME}} + \gamma_{\text{m.c.}}) = r(\gamma_{\rho} - \gamma_{\text{m.c.}}) + (1 - r/2)\Delta\gamma_{\text{CME}}. \quad (3)$$

(If one normalized γ_{OS} by N_{SS} instead, then Eq. (3) would become simpler, $\Delta\gamma' = r'\gamma_{\rho} + \Delta\gamma_{\text{CME}}$ with $r' = (N_{\text{OS}} - N_{\text{SS}})/N_{\text{SS}}$.) Considering Eq. (3), the $\Delta\gamma$ can be expressed by two terms:

$$\Delta\gamma(m_{\text{inv}}) = r(m_{\text{inv}})R(m_{\text{inv}}) + \Delta\gamma_{\text{CME}}(m_{\text{inv}}). \quad (4)$$

The first term is resonance contributions, where the response function

$$R(m_{\text{inv}}) \equiv \langle f(m_{\text{inv}})v_2(m_{\text{inv}}) \rangle - \gamma_{\text{m.c.}} \quad (5)$$

contains v_2 of various resonances and is likely a smooth function of m_{inv} while $r(m_{\text{inv}})$ contains resonance spectral profile (Fig. 3(a)). Consequently, the first term is not smooth but a peaked function of m_{inv} . The second term in Eq. (4) is the CME signal which should be a smooth function of m_{inv} (note we have dropped the negligible $r/2$). However, the exact functional form of $\Delta\gamma_{\text{CME}}(m_{\text{inv}})$ is presently unknown and needs theoretical input. It is possible that the CME may possess some resonance shapes; in the extreme case where the CME has the same m_{inv} shape as the background, then our method would obviously fail. Nevertheless, the m_{inv} dependences of the two terms are likely different, and this can be exploited to identify CME signals at low m_{inv} . This is illustrated in Fig. 3(c) where the ratio of $\Delta\gamma/r$ is depicted. If CME signal is present, as is the case in our toy MC, $\Delta\gamma/r$ should not be smooth, but with a deviation resembling the inverse shape of r in Fig. 3(a). This is clearly seen in Fig. 3(c) in the ρ mass region, although not as clear in the K_S mass region.

In Eq. (4), $\Delta\gamma(m_{\text{inv}})$ and $r(m_{\text{inv}})$ are measured, and $R(m_{\text{inv}})$ results from known physics and can in principle be obtained from models. AMPT indicates that $R(m_{\text{inv}})$ is a first-order polynomial. We can thus take a step further to fit the $\Delta\gamma(m_{\text{inv}})$ in Fig. 3(b) by Eq. (4) taking $R(m_{\text{inv}})$ as a first-order polynomial fit function, treating CME as a m_{inv} -independent fit parameter (our input CME signal is p_T independent). The fit result is superimposed as the red histogram in Fig. 3(b), and in

Fig. 3(c) after divided by $r(m_{\text{inv}})$ from Fig. 3(a). The straight line in blue in Fig. 3(c) is the fit result for $R(m_{\text{inv}})$. The difference between the fit red histogram and the blue line is $\Delta\gamma_{\text{CME}}/r(m_{\text{inv}})$, which shows the inverse shape of $r(m_{\text{inv}})$. It is found, with the simulated statistics, that the inverse-shape feature becomes hard to identify when the CME input signal is smaller than 10% of the inclusive $\Delta\gamma$. The fit parameters are written in Fig. 3(b). The fit parameter for CME is $\Delta\gamma_{\text{CME}} = (4.2 \pm 0.2) \times 10^{-5}$, not far away from the input CME signal of 4.6×10^{-5} . The fit $\chi^2/\text{ndf} = 108/75$ is not ideal because of the approximation for the m_{inv} -dependence of $R(m_{\text{inv}})$, but it presents a potentially viable way to extract CME signals from data even at low m_{inv} .

Theoretically, the m_{inv} dependence of the CME is unknown. The likely sphaleron or instanton mechanism for transitions between QCD vacuum states [2, 5, 6, 10], leading to the CME, might yield a broad m_{inv} distribution around $m_{\text{inv}} \sim 1 \text{ GeV}/c$. With such a CME signal, assuming a m_{inv} -independent CME in our fit would probably still yield a reasonable average CME signal. To illustrate this point, we simulate sphalerons/instantons by a broad Gaussian mass distribution at $1 \text{ GeV}/c^2$ with width $0.5 \text{ GeV}/c^2$. Each sphaleron/instanton is at rest and decays into a $\pi^+\pi^-$ pair where the decay polar angle is uniform in $\sin\theta$ and the azimuthal angles of π^\pm are sampled according to $dN/d\phi \propto 1 \pm \sin\phi$. The number of sphalerons/instantons is Poisson and on average 0.7% (0.9% within $|\eta| < 1$) of the event single charge pion multiplicity. The pion azimuthal distributions in the form of Eq. (2) are $dN_{\pi^\pm}/d\phi \propto 1 + 2v_2 \cos 2\phi + 0.009 \times (1 \pm \sin\phi)$. This gives an effective CME signal of $2a_1^2 \approx 4.0 \times 10^{-5}$. We apply our fit method, still assuming a constant CME, and obtain $\Delta\gamma_{\text{CME}} = (3.7 \pm 0.2) \times 10^{-5}$, consistent with the input signal, with $\chi^2/\text{ndf} = 187/75$.

IV. USE ESE TO DETERMINE BACKGROUND SHAPE IN TWO-COMPONENT FIT

In the TC fit in Sect. III, one needs the functional form of $R(m_{\text{inv}})$ as input. The linear form used in the Fig. 3 fit was motivated by AMPT results, but is strongly model dependent. To lift this model dependency, one may resort to event-shape engineering (ESE) [32, 46, 65] where events in each narrow centrality bin are divided into two classes according to the flow vector q_2 :

$$q_2 = \frac{1}{\sqrt{M}} \sum_{j=1}^N e^{in\phi_j}, \quad (6)$$

where M is the particle multiplicity and ϕ_j is the j th particle azimuth. The two q_2 event classes will have different average v_2 exploiting dynamical fluctuations of v_2 [32, 46, 65]. (In our simulation we included dynamical fluctuations of 40% of the average v_2 [24].) Since the magnetic fields are approximately equal for the two classes while the v_2 backgrounds differ, the difference in $\Delta\gamma$

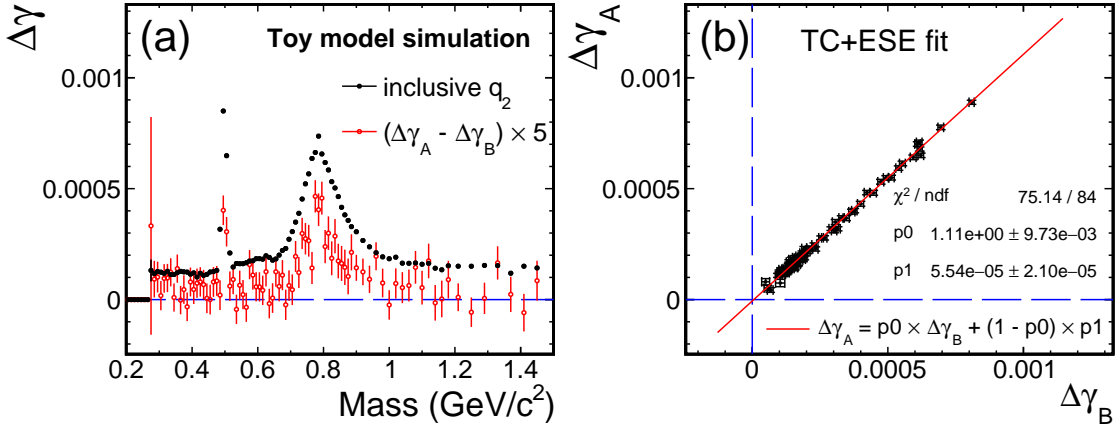


FIG. 4: Toy model simulation of (a) inclusive $\Delta\gamma$ and $\Delta\gamma_A - \Delta\gamma_B$ as functions of m_{inv} , and (b) $\Delta\gamma_A$ versus $\Delta\gamma_B$. The simulation corresponds to the 40-50% centrality Au+Au collisions at $\sqrt{s_{\text{NN}}} = 200$ GeV. $\Delta\gamma_A$ and $\Delta\gamma_B$ are calculated in two event classes selected by q_2 , corresponding to the 50% high- q_2 and 50% low- q_2 events, respectively. Each data point in panel (b) corresponds to one m_{inv} bin in panel (a).

between the two event classes is a good representation of the background shape, and can therefore be used to add to the TC fit. We refer to such a fit as TC+ESE fit. Note that in this fit model the background is not required to be strictly proportional to v_2 [64].

We calculate q_2 using particles from $-1 < \eta < -0.05$ and $\Delta\gamma$ using particles from $0.05 < \eta < 1$, and vice versa (which we refer to as the subevent method). Figure 4 left panel shows the m_{inv} distributions of $\Delta\gamma_A - \Delta\gamma_B$ (scaled by a factor of 5) together with the inclusive $\Delta\gamma$. Note that, because of the different η acceptances, the $\Delta\gamma$'s in Fig. 4 and Fig. 3 are numerically different. The inclusive $\Delta\gamma$ contains both background and CME. With the background shape given by $\Delta\gamma_A - \Delta\gamma_B$, the CME can be extracted from a fit $\Delta\gamma = k(\Delta\gamma_A - \Delta\gamma_B) + \Delta\gamma_{\text{CME}}$. Since the same data are used in $\Delta\gamma$ and $\Delta\gamma_A - \Delta\gamma_B$, their statistical errors are somewhat correlated. To properly handle statistical errors, one can simply fit the independent measurements of $\Delta\gamma_A$ versus $\Delta\gamma_B$, namely $\Delta\gamma_A = b\Delta\gamma_B + (1 - b)\Delta\gamma_{\text{CME}}$ where b and $\Delta\gamma_{\text{CME}}$ are the fit parameters. Figure 4 right panel shows such a fit to our toy model simulation.

Figure 5 shows the $\Delta\gamma_{\text{CME}}$ parameters from the TC fit and the TC+ESE fit as functions of the input CME strength. The TC+ESE fit uncertainties on the $\Delta\gamma_{\text{CME}}$ parameter are relatively large. This is because $\Delta\gamma_A - \Delta\gamma_B$ is small (see Fig. 4 left panel), corresponding to a relative difference in v_2 on the order of 10% in our toy model simulation representing mid-central Au+Au collisions at RHIC. At the LHC, this difference is larger, approximately 20% [32, 46], because of the larger event multiplicities than at RHIC. As seen from Fig. 5, the fits appear to faithfully reproduce the

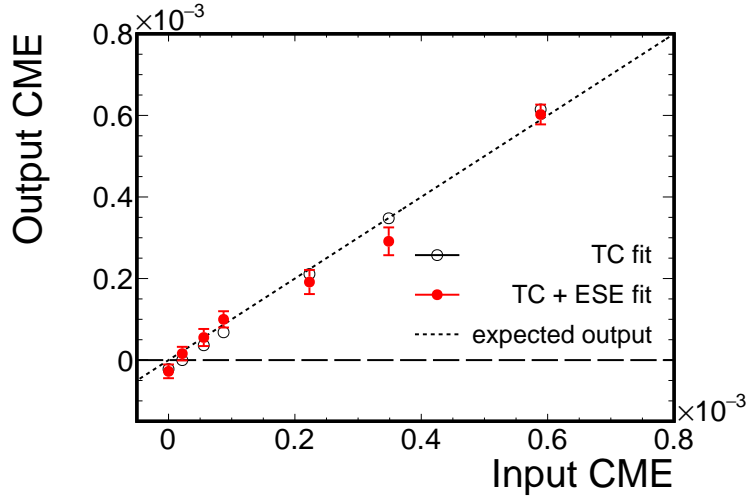


FIG. 5: The $\Delta\gamma_{\text{CME}}$ parameter from the TC and TC+ESE fits versus the input CME signal.

input CME signal.

V. DISCUSSION AND SUMMARY

The STAR experiment at RHIC has accumulated Au+Au minimum bias data samples of 15×10^6 events from Run-4 [25, 26], 57×10^6 events from Run-7 [29], and 500×10^6 events from Run-11 [66]. If the CME signal is 1/3 of the measured inclusive $\Delta\gamma$ [25, 26] and independent of m_{inv} , these data samples (with the 20-60% centrality) could yield, based on our toy MC study, a better than 5σ measurement of $\Delta\gamma(m_{\text{inv}} > 2 \text{ GeV}/c^2)$. If the CME signal is unobservable, then our analysis method could set, based on our AMPT result, an upper limit with 98% CL on the CME of 5% at $m_{\text{inv}} > 2 \text{ GeV}/c^2$ relative to the measured inclusive $\Delta\gamma$. It is likely that the CME contribution decreases with m_{inv} and, depending on the detailed physics mechanism, may become difficult to observe at $m_{\text{inv}} > 2 \text{ GeV}/c^2$. Our fit methods can be used to explore and extract CME signals at low m_{inv} . The methods rely on the rather robust assumption of different m_{inv} dependences of peaked resonance contributions and smooth CME signal, lifting the major difficulty of similar dependences of the background and CME on experimental variables thus far. The ESE method can further help determine the background dependence on m_{inv} , thus improving the accuracy in the extraction of the CME signal.

In summary, topological charge fluctuations, resulting in the chiral magnetic effect (CME) and charge separation in relativistic heavy ion collisions, are fundamental properties of QCD. Experimental charge separation measurements by the azimuthal correlator ($\Delta\gamma$) suffer from major

backgrounds from resonance decays (generally, local charge conservation) coupled with elliptic anisotropy. In this article, we propose to measure the $\Delta\gamma$ differentially as a function of the particle pair invariant mass (m_{inv}). By using the AMPT (A Multi-Phase Transport) model, we demonstrate that one can essentially eliminate resonance decay backgrounds to $\Delta\gamma$ by applying a lower cut on m_{inv} . With a $m_{\text{inv}} > 2 \text{ GeV}/c^2$ cut, an upper limit on the CME of 20% of the inclusive $\Delta\gamma$ can be achieved with 11×10^6 AMPT events of 200 GeV Au+Au collisions with impact parameter $b = 6.6\text{-}8.2 \text{ fm}$. By using a toy *Monte Carlo* simulation with realistic resonance distributions and a p_T -independent input CME signal, we show that the resonance decay backgrounds are eliminated by the $m_{\text{inv}} > 2 \text{ GeV}/c^2$ cut and the CME signal remains. With input CME signal of $a_1 = 0.008$ (20% of the total $\Delta\gamma$) and 200×10^6 events corresponding to the 40-50% centrality of Au+Au collisions, a 5σ CME measurement could be achieved at $m_{\text{inv}} > 2 \text{ GeV}/c^2$. We further show that one may be able to separate the presumably smooth CME signals from peaked resonance decay backgrounds in the low m_{inv} region by exploiting their different m_{inv} dependences. We show this by the toy MC with a p_T -independent CME signal as well as the signal from a broad sphaleron/instanton mass distribution. We demonstrate that one may use the ESE to determine the background shape in m_{inv} , thus help the extraction of the CME signal.

We note that our lower m_{inv} cut may also remove the CME signal together with the background. A negative conclusion at large m_{inv} does therefore not necessarily mean null CME also at low m_{inv} . A positive signal at large m_{inv} , however, would be a good indication of the possible CME. We also note that our two-component model fit in the low m_{inv} region is not without assumptions. One uncertainty is the unknown m_{inv} dependence of the CME, where theoretical guidance is much needed. Nevertheless, our proposed invariant mass method provides a valuable tool and should help the ongoing experimental search for the CME at RHIC and the LHC.

Acknowledgments

We thank Prof. Zi-Wei Lin for useful discussions. This work was supported in part by the National Natural Science Foundation of China Grant Nos. 11647306 and 11747312 and the U.S. Department of Energy Grant No. de-sc0012910. HL acknowledges financial support from the China

Scholarship Council.

- [1] T.D. Lee and G.C. Wick. Vacuum stability and vacuum excitation in a spin 0 field theory. *Phys.Rev.*, D9:2291–2316, 1974.
- [2] Dmitri Kharzeev, R.D. Pisarski, and Michel H.G. Tytgat. Possibility of spontaneous parity violation in hot QCD. *Phys.Rev.Lett.*, 81:512–515, 1998.
- [3] Dmitri Kharzeev and Robert D. Pisarski. Pionic measures of parity and CP violation in high-energy nuclear collisions. *Phys.Rev.*, D61:111901, 2000.
- [4] D. Kharzeev and A. Zhitnitsky. Charge separation induced by P-odd bubbles in QCD matter. *Nucl.Phys.*, A797:67–79, 2007.
- [5] Dmitri E. Kharzeev, Larry D. McLerran, and Harmen J. Warringa. The Effects of topological charge change in heavy ion collisions: 'Event by event P and CP violation'. *Nucl.Phys.*, A803:227–253, 2008.
- [6] Kenji Fukushima, Dmitri E. Kharzeev, and Harmen J. Warringa. The chiral magnetic effect. *Phys.Rev.*, D78:074033, 2008.
- [7] Berndt Muller and Andreas Schafer. Charge Fluctuations from the Chiral Magnetic Effect in Nuclear Collisions. *Phys.Rev.*, C82:057902, 2010.
- [8] K.F. Liu. Charge-dependent Azimuthal Correlations in Relativistic Heavy-ion Collisions and Electromagnetic Effects. *Phys.Rev.*, C85:014909, 2012.
- [9] Sergei A. Voloshin. Parity violation in hot QCD: How to detect it. *Phys.Rev.*, C70:057901, 2004.
- [10] Dmitri Kharzeev. Parity violation in hot QCD: Why it can happen, and how to look for it. *Phys.Lett.*, B633:260–264, 2006.
- [11] D. E. Kharzeev, J. Liao, S. A. Voloshin, and G. Wang. Chiral magnetic and vortical effects in high-energy nuclear collisionsA status report. *Prog. Part. Nucl. Phys.*, 88:1–28, 2016.
- [12] Qiang Li, Dmitri E. Kharzeev, Cheng Zhang, Yuan Huang, I. Pletikosic, A. V. Fedorov, R. D. Zhong, J. A. Schneeloch, G. D. Gu, and T. Valla. Observation of the chiral magnetic effect in ZrTe5. *Nature Phys.*, 12:550–554, 2016.
- [13] Fuqiang Wang. Effects of Cluster Particle Correlations on Local Parity Violation Observables. *Phys.Rev.*, C81:064902, 2010.
- [14] Adam Bzdak, Volker Koch, and Jinfeng Liao. Remarks on possible local parity violation in heavy ion collisions. *Phys.Rev.*, C81:031901, 2010.
- [15] Jinfeng Liao, Volker Koch, and Adam Bzdak. On the Charge Separation Effect in Relativistic Heavy Ion Collisions. *Phys.Rev.*, C82:054902, 2010.
- [16] Adam Bzdak, Volker Koch, and Jinfeng Liao. Azimuthal correlations from transverse momentum conservation and possible local parity violation. *Phys.Rev.*, C83:014905, 2011.
- [17] Soren Schlichting and Scott Pratt. Charge conservation at energies available at the BNL Relativistic

- Heavy Ion Collider and contributions to local parity violation observables. *Phys.Rev.*, C83:014913, 2011.
- [18] Scott Pratt, Soeren Schlichting, and Sean Gavin. Effects of Momentum Conservation and Flow on Angular Correlations at RHIC. *Phys.Rev.*, C84:024909, 2011.
- [19] Hannah Petersen, Thorsten Renk, and Steffen A. Bass. Medium-modified Jets and Initial State Fluctuations as Sources of Charge Correlations Measured at RHIC. *Phys.Rev.*, C83:014916, 2011.
- [20] V.D. Toneev, V.P. Konchakovski, V. Voronyuk, E.L. Bratkovskaya, and W. Cassing. Event-by-event background in estimates of the chiral magnetic effect. *Phys.Rev.*, C86:064907, 2012.
- [21] Jie Zhao. Search for the Chiral Magnetic Effect in Relativistic Heavy-Ion Collisions. *Int. J. Mod. Phys.*, A33(13):1830010, 2018.
- [22] Jie Zhao, Zhoudunming Tu, and Fuqiang Wang. Status of the Chiral Magnetic Effect Search in Relativistic Heavy-Ion Collisions. 2018.
- [23] Ulrich Heinz and Raimond Snellings. Collective flow and viscosity in relativistic heavy-ion collisions. *Ann.Rev.Nucl.Part.Sci.*, 63:123–151, 2013.
- [24] Fuqiang Wang and Jie Zhao. Challenges in flow background removal in search for the chiral magnetic effect. *Phys. Rev.*, C95(5):051901, 2017.
- [25] B.I. Abelev et al. Azimuthal Charged-Particle Correlations and Possible Local Strong Parity Violation. *Phys.Rev.Lett.*, 103:251601, 2009.
- [26] B.I. Abelev et al. Observation of charge-dependent azimuthal correlations and possible local strong parity violation in heavy ion collisions. *Phys.Rev.*, C81:054908, 2010.
- [27] Betty Abelev et al. Charge separation relative to the reaction plane in Pb-Pb collisions at $\sqrt{s_{NN}} = 2.76$ TeV. *Phys.Rev.Lett.*, 110(1):012301, 2013.
- [28] L. Adamczyk et al. Fluctuations of charge separation perpendicular to the event plane and local parity violation in $\sqrt{s_{NN}} = 200$ GeV Au+Au collisions at the BNL Relativistic Heavy Ion Collider. *Phys. Rev.*, C88(6):064911, 2013.
- [29] L. Adamczyk et al. Beam-energy dependence of charge separation along the magnetic field in Au+Au collisions at RHIC. *Phys. Rev. Lett.*, 113:052302, 2014.
- [30] 2017. Quark Matter 2017 Conference, Chicago.
- [31] Vardan Khachatryan et al. Observation of charge-dependent azimuthal correlations in p -Pb collisions and its implication for the search for the chiral magnetic effect. *Phys. Rev. Lett.*, 118(12):122301, 2017.
- [32] Albert M Sirunyan et al. Constraints on the chiral magnetic effect using charge-dependent azimuthal correlations in p Pb and PbPb collisions at the CERN Large Hadron Collider. *Phys. Rev.*, C97(4):044912, 2018.
- [33] Jie Zhao. Charge dependent particle correlations motivated by chiral magnetic effect and chiral vortical effect. *EPJ Web Conf.*, 141:01010, 2017.
- [34] Jie Zhao. Separate measurements of physics background and the possible chiral magnetic effect in p +Au and d +Au collisions at RHIC. 2017. Poster given at Quark Matter 2017 Conference, Chicago.

- [35] Jie Zhao. Chiral magnetic effect search in p+Au, d+Au and Au+Au collisions at RHIC. *EPJ Web Conf.*, 172:01005, 2018.
- [36] Jie Zhao. Chiral magnetic effect search in p(d)+Au, Au+Au collisions at RHIC. *Int. J. Mod. Phys. Conf. Ser.*, 46:1860010, 2018.
- [37] R. Belmont and J. L. Nagle. To CME or not to CME? Implications of p+Pb measurements of the chiral magnetic effect in heavy ion collisions. *Phys. Rev.*, C96(2):024901, 2017.
- [38] Adam Bzdak and Vladimir Skokov. Event-by-event fluctuations of magnetic and electric fields in heavy ion collisions. *Phys. Lett.*, B710:171–174, 2012.
- [39] Wei-Tian Deng and Xu-Guang Huang. Event-by-event generation of electromagnetic fields in heavy-ion collisions. *Phys. Rev.*, C85:044907, 2012.
- [40] John Błoczyński, Xu-Guang Huang, Xilin Zhang, and Jinfeng Liao. Azimuthally fluctuating magnetic field and its impacts on observables in heavy-ion collisions. *Phys. Lett.*, B718:1529–1535, 2013.
- [41] Sandeep Chatterjee and Prithwish Tribedy. Separation of flow from the chiral magnetic effect in U + U collisions using spectator asymmetry. *Phys. Rev.*, C92(1):011902, 2015.
- [42] N.N. Ajitanand, Roy A. Lacey, A. Taranenko, and J.M. Alexander. A New method for the experimental study of topological effects in the quark-gluon plasma. *Phys. Rev.*, C83:011901, 2011.
- [43] Adam Bzdak. Suppression of elliptic flow induced correlations in an observable of possible local parity violation. *Phys. Rev.*, C85:044919, 2012.
- [44] L. Adamczyk et al. Measurement of charge multiplicity asymmetry correlations in high-energy nucleus-nucleus collisions at $\sqrt{s_{NN}} = 200$ GeV. *Phys. Rev.*, C89(4):044908, 2014.
- [45] Fufang Wen, Liwen Wen, and Gang Wang. Event-shape-engineering study of charge separation in heavy-ion collisions. *Chin. Phys.*, C42(1):014001, 2018.
- [46] Shreyasi Acharya et al. Constraining the magnitude of the Chiral Magnetic Effect with Event Shape Engineering in Pb-Pb collisions at $\sqrt{s_{NN}} = 2.76$ TeV. *Phys. Lett.*, B777:151–162, 2018.
- [47] Sergei A. Voloshin. Testing the chiral magnetic effect with central U+U collisions. *Phys. Rev. Lett.*, 105:172301, 2010.
- [48] Wei-Tian Deng, Xu-Guang Huang, Guo-Liang Ma, and Gang Wang. Test the chiral magnetic effect with isobaric collisions. *Phys. Rev.*, C94:041901, 2016.
- [49] Hao-Jie Xu, Xiaobao Wang, Hanlin Li, Jie Zhao, Zi-Wei Lin, Caiwan Shen, and Fuqiang Wang. Importance of isobar density distributions on the chiral magnetic effect search. *Phys. Rev. Lett.*, 121(2):022301, 2018.
- [50] Bin Zhang, C.M. Ko, Bao-An Li, and Zi-Wei Lin. A multiphase transport model for nuclear collisions at RHIC. *Phys. Rev.*, C61:067901, 2000.
- [51] K. A. Olive et al. Review of Particle Physics. *Chin. Phys.*, C38:090001, 2014.
- [52] Zi-Wei Lin. Evolution of transverse flow and effective temperatures in the parton phase from a multiphase transport model. *Phys. Rev.*, C90:014904, 2014.
- [53] Miklos Gyulassy and Xin-Nian Wang. HIJING 1.0: A Monte Carlo program for parton and particle

- production in high-energy hadronic and nuclear collisions. *Comput.Phys.Commun.*, 83:307, 1994.
- [54] Zi-Wei Lin and C.M. Ko. Partonic effects on the elliptic flow at RHIC. *Phys.Rev.*, C65:034904, 2002.
- [55] Bin Zhang. ZPC 1.0.1: A Parton cascade for ultrarelativistic heavy ion collisions. *Comput.Phys.Commun.*, 109:193–206, 1998.
- [56] Zi-Wei Lin, Che Ming Ko, Bao-An Li, Bin Zhang, and Subrata Pal. A Multi-phase transport model for relativistic heavy ion collisions. *Phys.Rev.*, C72:064901, 2005.
- [57] Hanlin Li, Liang He, Zi-Wei Lin, Denes Molnar, Fuqiang Wang, and Wei Xie. Origin of the mass splitting of elliptic anisotropy in a multiphase transport model. *Phys. Rev.*, C93:051901, 2016.
- [58] Hanlin Li, Liang He, Zi-Wei Lin, Denes Molnar, Fuqiang Wang, and Wei Xie. Origin of the mass splitting of azimuthal anisotropies in a multiphase transport model. *Phys. Rev.*, C96(1):014901, 2017.
- [59] Guo-Liang Ma and Bin Zhang. Effects of final state interactions on charge separation in relativistic heavy ion collisions. *Phys.Lett.*, B700:39–43, 2011.
- [60] B.I. Abelev et al. Systematic measurements of identified particle spectra in pp , $d+Au$ and $Au+Au$ collisions from STAR. *Phys.Rev.*, C79:034909, 2009.
- [61] L. Adamczyk et al. Measurements of Dielectron Production in $Au+Au$ Collisions at $\sqrt{s_{NN}} = 200$ GeV from the STAR Experiment. *Phys. Rev.*, C92(2):024912, 2015.
- [62] J. Adams et al. ρ_0 production and possible modification in $Au+Au$ and $p+p$ collisions at $S(NN)^{1/2} = 200$ -GeV. *Phys. Rev. Lett.*, 92:092301, 2004.
- [63] Shuzhe Shi, Yin Jiang, Elias Lilleskov, and Jinfeng Liao. Anomalous Chiral Transport in Heavy Ion Collisions from Anomalous-Viscous Fluid Dynamics. *Annals Phys.*, 394:50–72, 2018.
- [64] Fuqiang Wang. A novel invariant mass method to isolate resonance backgrounds from the chiral magnetic effect. 2018.
- [65] Jürgen Schukraft, Anthony Timmins, and Sergei A. Voloshin. Ultra-relativistic nuclear collisions: event shape engineering. *Phys. Lett.*, B719:394–398, 2013.
- [66] Volker Koch, Soeren Schlichting, Vladimir Skokov, Paul Sorensen, Jim Thomas, Sergei Voloshin, Gang Wang, and Ho-Ung Yee. Status of the chiral magnetic effect and collisions of isobars. *Chin. Phys.*, C41(7):072001, 2017.