

THE LYMAN CONTINUUM ESCAPE FRACTION OF EMISSION LINE-SELECTED $z \sim 2.5$ GALAXIES IS LESS THAN 15%.

MICHAEL J. RUTKOWSKI¹; CLAUDIA SCARLATA²; ALAINA HENRY³; MATTHEW HAYES¹; VIHANG MEHTA²; NIMISH HATHI^{3,4}, SETH COHEN⁵, ROGIER WINDHORST⁵, ANTON M. KOEKEMOER³, HARRY I. TEPLITZ⁶, FRANCESCO HAARDT^{7,8}, BRIAN SIANA⁹
(Dated: October 15, 2018)

¹Department of Astronomy, AlbaNova University Centre, Stockholm University, SE-10691, SE

²Minnesota Institute for Astrophysics, University of Minnesota, 116 Church St. SE, Minneapolis, MN 55455, USA

³Space Telescope Science Institute, Baltimore, MD 21218, USA

⁴Aix Marseille Université, CNRS, LAM (Laboratoire d'Astrophysique de Marseille) UMR 7326, 13388, Marseille, France

⁵School of Earth and Space Exploration, Arizona State University, Tempe AZ 85281, USA

⁶Infrared Processing and Analysis Center, California Institute of Technology, Pasadena, CA 91125, USA

⁷DiSAT, Università dell'Insubria, via Valleggio 11, 22100 Como, Italy

⁸INFN, Sezione di Milano-Bicocca, Piazza delle Scienze 3, 20123 Milano, Italy

⁹Department of Physics, University of California, Riverside, CA 92521, USA

ABSTRACT

Recent work suggests that strong emission line, star-forming galaxies may be significant Lyman Continuum leakers. We combine archival HST broadband ultraviolet and optical imaging (F275W and F606W, respectively) with emission line catalogs derived from WFC3 IR G141 grism spectroscopy to search for escaping Lyman Continuum (LyC) emission from homogeneously selected $z \sim 2.5$ SFGs. We detect no escaping Lyman Continuum from SFGs selected on [OII] nebular emission (N=208) and, within a narrow redshift range, on [OIII]/[OII]. We measure 1σ upper limits to the LyC escape fraction relative to the non-ionizing UV continuum from [OII] emitters, $f_{esc} \lesssim 5.6\%$, and strong [OIII]/[OII] > 5 ELGs, $f_{esc} \lesssim 14.0\%$. Our observations are not deep enough to detect $f_{esc} \sim 10\%$ typical of the low redshift Lyman continuum emitters. However, we find that this population represents a small fraction of the starforming galaxy population at $z \sim 2$. Thus, unless the number of extreme emission line galaxies grows substantially to $z \gtrsim 6$, such galaxies may be insufficient for reionization. Deeper survey data in the rest-frame ionizing UV will be necessary to determine whether strong line ratios could be useful for pre-selecting LyC leakers at high redshift.

1. INTRODUCTION

Star-forming galaxies (SFGs) likely reionize neutral Hydrogen in the early universe (see review in [Loeb & Barkana 2001](#)), when quasars are not sufficiently numerous to contribute significantly to the ionizing background ([Ricci et al. 2016](#) cf., [Giallongo et al. 2015](#)). Verifying this assumption by directly measuring the ionizing output of Lyman Continuum (LyC; $\lambda < 912\text{\AA}$) is impossible—the IGM effectively attenuates all LyC flux emitted along the line of sight to $z > 6$ redshift galaxies. Instead, the ionizing output of high redshift SFGs must be constrained by surveys of low-redshift *analogs*, or indirectly (e.g., [Jones et al. 2013](#)). Criteria for pre-selecting LyC emitting candidates from amongst the class of all SFGs that produce LyC are crucial for such studies — large, blind, deep surveys are infeasible with the *HST*, the only telescope currently capable of obtaining high resolution LyC imaging and spectroscopy.

Previously, pre-selection was made on actively SF galaxies ([Schaerer 2003](#), young, massive stars emit copious ionizing radiation, $Q_H > 10^{47}\text{s}^{-1}$;). Studies with the HUT ([Leitherer et al. 1995](#)) and the HST SBC (e.g., [Malkan, Webb, & Konopacky 2003](#); [Siana et al. 2010](#)) do not detect escaping LyC. Large archival studies of LyC emission from SFGs ([Cowie, Barger, & Trouille 2009](#)) and H α -selected emission line galaxies ([Rutkowski et al. 2016](#)) have generally reported non-detections, likely indicating that the strong star-formation may be *conducive* to LyC escape, but does not guarantee it. Until recently, few LyC leakers were known; local starbursts Tol 0440-381, Tol 1247-232, Mrk 54, and Haro11 ([Leitherer et al. 2016](#); [Puschnig et al. 2016](#), e.g.) and at $z \gtrsim 2$, fewer than ~ 10 , UV-selected star-forming galaxies (e.g., [Mostardi et al. 2016](#); [Smith et al. 2016](#); [de Barros et al. 2015](#)).

Recently, five (of five galaxies targeted) $z \lesssim 0.3$ com-

pact ($r_e \lesssim 1$ kpc) SFGs selected for their anomalously high nebular oxygen ratios ($O_{32} \equiv [\text{OIII} \lambda 5007 \text{ \AA}] / [\text{OII} \lambda \lambda 3727, 3729 \text{ \AA}] > 5$) have been confirmed as LyC leakers ($f_{esc} \sim 5\text{-}15\%$; Izotov et al. 2016a,b), with an additional 2-3 compact O_{32} galaxies predicted to be LyC leakers based upon their Ly α profiles (Verhamme et al. 2017). Furthermore, Naidu et al. (2017) applied a F275W-F336W color selection to identify 3 SFG LyC leakers at $z \lesssim 2$ in the HDUV (PID:13779; PI:P.Oesch), each with $O_{32} \gtrsim 3$. The success rate of LyC detection in O_{32} -emitters makes this nebular-line diagnostic appealing for pre-selection. Here, we investigate that potential utility. In Section 2, we discuss the selection of ELGs using HST IR grism spectroscopic catalogs combined with rest-frame UV-optical imaging in the CANDELS fields. In Section 3, we present new measurements to the absolute escape fraction, f_{esc} , for these ELGs. We assume Λ CDM cosmology with $\Omega_m = 0.27$, $\Omega_\Lambda = 0.73$, and $H_0 = 70 \text{ km s}^{-1} \text{ Mpc}^{-1}$ (Komatsu et al. 2011).

2. EMISSION LINE GALAXY SELECTION IN CANDELS

The HST WFC3/IR grism has been remarkably successful for surveying SFGs with strong emission lines at $z \sim 1 - 3$, as the $[\text{OII}] \lambda \lambda 3726, 3729 \text{ \AA}$ doublet, a well-calibrated signature of star-formation (Kewley, Geller, & Jansen 2004), can be detected with the G141 grism ($\lambda_c \simeq 1.4 \mu\text{m}$) in $2 \lesssim z \lesssim 3.5$ SFGs. The G141 can not resolve this doublet, thus to avoid potential line misidentification of a candidate $[\text{OII}]$, a photometric redshift is critical. In the HST CANDELS fields, the broadband UV-optical SED for galaxies is well-sampled ensuring the robust identification of $z \gtrsim 2$ $[\text{OII}]$ -emitters. Unfortunately, rest-frame, broadband LyC imaging is not available across the entire survey footprint. Thus, in our search here for LyC emission from $z \sim 2.5$ SFGs, we are limited to probing $\sim 40\%$ of the area in GOODS-South and North.

Within these regions, we select $[\text{OII}]$ -emitters identified by the 3DHST G141 grism survey. We selected ELGs requiring 1) $\text{SNR}_{\text{OII}} > 3$ and 2) within the redshift range $2.38 < z < 2.9$, where $z \equiv \text{“z_best”}$ measured by Momcheva et al. (2015) using both grism and broadband photometry. The lower redshift limit of this sample is fixed to ensure the broadband (WFC3/UVIS F275W) imaging is strictly sensitive to rest-frame LyC emission. In total, we select 208 $[\text{OII}]$ -emitters (74, 109, and 25 in ERS, GOODS-N, and UVUDF, respectively), with a mean (median) $\text{SFR} = 8.0$ (3.9) $M_\odot \text{ yr}^{-1}$ and stellar mass, $M_\star \simeq 10^{9.9}$ ($10^{9.6}$), respectively. Included in this sample are 13 ELGs which were also considered in the unpublished LyC survey in the ERS field presented by (Smith et al. 2016).

We note that within a narrow redshift range the G141

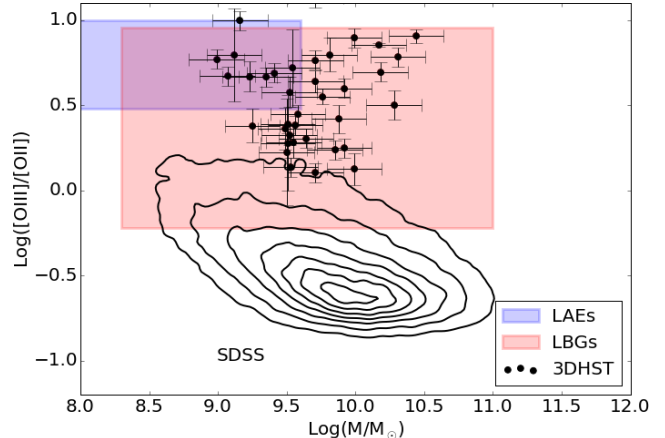


Figure 1. We identify 41 $z \sim 2.3$ O_{32} -emitters in the CANDELS fields. Here, we plot O_{32} for the sources as measured from their G141 grism spectra against stellar masses derived from SED fits in Momcheva et al. (2015). We overplot contours indicating the O_{32} distribution measured for SDSS galaxies (Tremonti et al. 2004), and indicate with shaded regions the parameter space populated by high redshift Ly α Emitters and Lyman Break Galaxies at $z \sim 2 - 3$ (Nakajima & Ouchi 2014).

grism is simultaneously sensitive to $[\text{OII}]$ and $[\text{OIII}]$. Thus, we select a second, independent sample of SFGs requiring: 1) $2.25 < z < 2.31$; 2) $\text{SNR}_{[\text{OIII}]} > 3$; and 3) $\text{SNR}_{\text{H}\beta} > 1.5$.

This redshift range implies that the sample’s LyC photometry could include a contribution from non-ionizing emission in the bandpass. As illustrated in Figure 2, the F275W throughput, T , $\gtrsim 1\%$ at $\lambda < 3086 \text{ \AA}$ (910 \AA at $z = 2.39$). Only in the case of *zero* attenuation by intervening neutral gas and dust (i.e., $f_{esc} \equiv 100\%$) will the contribution redward of Lyman edge to the F275W photometry be negligible ($< 0.5\%$). The contribution by non-ionizing photons to the measured ionizing flux will introduce a systematic uncertainty to f_{esc} strictly less than unity measured using the broadband method we apply in Section 3. Any candidate LyC leakers identified in this sample must be considered tentative pending spectroscopic followup.

We identify 41 O_{32} emitters (22 and 19 in the GOODS-N and ERS respectively). For the measurement of O_{32} , we require $[\text{OIII}] \lambda 5007$, which we derive from $[\text{OIII}] \lambda \lambda 4959, 5007 \text{ \AA}$ reported in 3DHST catalogs, applying a uniform correction that assumes an intrinsic ratio of $\lambda 5007 / \lambda 4959 = 2.98$ (Storey & Zeppen 2000) to correct for the contribution of $[\text{OIII}] \lambda 4959$. Of these O_{32} emitters, 13 are identified with $O_{32} > 5$. By comparison with the $[\text{OII}]$ -emitter sample, these ELGs have similarly high mean (median) $\text{SFR} = 6.8$ (4.1) $M_\odot \text{ yr}^{-1}$ and moderate stellar mass, $M_\star \simeq 10^{10.0}$ ($10^{9.7}$).

In the following analysis of both samples, we use publicly-available F275W imaging mosaiced by the in-

dividual survey teams (see Table 1). In GOODS-North, the HDUV team has prepared public mosaics "v0.5" combining 5 of 8 HDUV pointings with CANDELS-Deep data. We note that the WFC3/UVIS is susceptible to significant ($\sim 50\%$ losses) charge transfer inefficiencies. To mitigate this, UVUDF and GOODS-North imaging programs (referenced in Col. 4 of Table 1) included a $\sim 10e^-$ post-flash to minimize charge losses. In the case

of the ERS, these data were amongst the first data obtained with the then newly-installed WFC3, and minimally affected by the CTE (see Smith et al. 2016, for details). In preparation for analysis, we extracted $12'' \times 12''$ postage stamps from the science and associated rms maps centered on each ELG. For uniformity, all stamps were rebinned to a common pixel frame of $0''.09 \text{ pix}^{-1}$, the coarsest scale for which mosaics are available.

Table 1. Archival F275W imaging

Field	Survey	Area ^a	Survey Depth (3σ) ^b	Reference	N_{OII}	N_{O32}	$N_{O32>5}$
GOODS-North	CANDELS-Deep	120	27.8	Koekemoer et al. (2011)	52	7	4
— —	HDUV	70	27.9	‡	57	15	4
GOODS-South	UVUDF	4.5	28.2	Rafelski et al. (2015)	25	—	—
— —	ERS	60	26.5	Windhorst et al. (2011)	74	19	5

NOTES: ^a—Approximate area in sq. arcminutes; ^b—We report published point-source completeness limits [AB mag] but estimate the depth from the sky variance for the HDUV GOODS-N public mosaic.

^c—For HDUV, mosaics at <http://www.astro.yale.edu/hduv/DATA/v0.5/>

‡—HST Program 13872 (Oesch et al.)

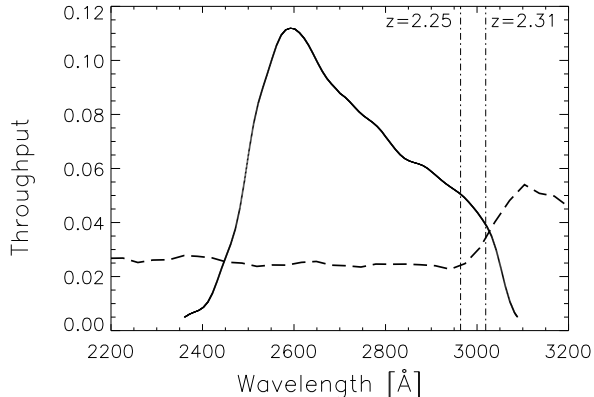


Figure 2. The HST F275W broadband filter throughput, T , (solid curve) declines to $< 1\%$ at $\lambda \gtrsim 3086 \text{ \AA}$, corresponding to $\lambda = 910 \text{ \AA}$ at $z > 2.39$. Thus, the Lyman edge falls within the bandpass for SFGs selected at $2.25 < z < 2.31$ (indicated by dashed-dot vertical lines), implying the measurement of LyC can be contaminated by non-ionizing emission. For a 1 Myr, solar-metallicity burst simple stellar population model (with no correction for attenuation by gas applied) from Bruzual & Charlot (2003) (dashed curve, scaled, in f_ν), this contamination is $\lesssim 0.5\%$ only if $f_{esc} = 100\%$. For $f_{esc} < 100\%$, contamination by the non-ionizing continuum to the LyC photometry will necessarily increase to 100% as f_{esc} decreases to zero.

3. THE LYC ESCAPE FRACTION OF $z \simeq 2.3$ ELGS

Broadband imaging surveys readily make *differential* measurements of the ionizing (LyC) to non-ionizing (UV, measured at $\lambda_{rest} \simeq 1500 \text{ \AA}$) luminosity from

galaxies. At high redshift, LyC from young stars within galaxies will be attenuated by neutral gas and dust in the ISM, as well as by neutral HI in the IGM along the line of sight. This partly motivates a definition of the *relative* escape fraction, following Steidel, Pettini, & Adelberger (2001):

$$f_{esc,rel} = \frac{(L_{UV}/L_{LyC})_{int}}{(L_{UV}/L_{LyC})_{obs}} \cdot \exp[\tau_{IGM}], \quad (1)$$

τ_{IGM} is the (redshift-dependent) IGM attenuation of LyC by neutral HI, typically modeled on measurements from absorption line surveys towards high redshift bright quasars (e.g., Fardal, Giroux, & Shull 1998). The intrinsic UV-to-LyC ratio must be modeled for each galaxy individually, but typically ranges between 2-10 for star-forming galaxies with ages less than $\sim 10^8$ yr. If the magnitude of extinction due to dust in the ISM can be estimated from the SED, then the *absolute* escape fraction can be directly related to $f_{esc,rel}$ as:

$$f_{esc} = f_{esc,rel} \times \exp[-\tau_{UV,dust}] \quad (2)$$

We measured ionizing and non-ionizing photometry in the F275W and F606W postage-stamps, respectively, using *Source Extractor* (Bertins & Arnouts 1996) in dual image mode, with the F606W as the detection image¹.

¹ We use the relevant detection parameters DETECT_MINAREA=6, DETECT_THRESH=3, BACK_SIZE=10, BACK_FILTERSIZE=5 and BACK_FILTTHRESH=1.5, found

The median F275W SNR for all ELGs is consistent with a statistical non-detection ($\langle SNR \rangle = 0.12$), as measured within each ELG’s corresponding F606W aperture defined in source extraction. A visual inspection of *all* F275W stamps confirms that *no* individual ELGs are LyC leakers, including those [OII]-emitters included in the [Smith et al. \(2016\)](#) sample. Note that for the median F606W (rest-frame UV) continuum $m = 25$ AB of this sample, the surveys limits $f_{esc,rel} \lesssim 2\%$ in the deepest (UVUDF) and $f_{esc,rel} \lesssim 12\%$ for the shallowest (ERS) mosaics. Smith et al. report a detection of $f_{esc} = 0.14\%$ for the sample which overlaps with the [OII]-emitter sample. Within the HDUV field no LyC leakers have been previously identified².

To measure f_{esc} , we apply the stacking procedure defined in [Siana et al. \(2010\)](#), summing over all pixels in the F275W & F606W stamps associated with F606W-defined segmentation map. Furthermore, we sum in quadrature the associated errors from the error maps, applying a (small) correction for correlated noise introduced in the rebinning of the error maps where necessary ([Casertano et al. 2000](#)). This stacking yields no statistically significant detections of LyC leakers. A visual inspection of the associated stacked LyC frames (combined using IRAF `imcombine`; Figure 3) reveals no perceptible LyC flux within an aperture defined by the non-ionizing UV image stack. Here, we have cleaned all LyC stamps before stacking, using the segmentation maps, to replace pixels not associated with the ELG with randomly assigned pixel values consistent with the sky background measured within each stamp. In Table 2, we report f_{esc} for each stack as upper limits.

In rest-frame UV morphology, these galaxies are compact. For reference, an aperture defined to include 90% of the segmentation pixels common to *all* galaxies has an area ~ 0.3 sq. arcsecond (physical radius, $r \lesssim 4$ kpc), in good agreement with the measurements of $z \sim 2$ galaxy sizes from [Shibuya et al. \(2015\)](#). Many galaxies (>70%) do show faint irregular UV features. Though we used the segmentation map (defined by the rest-frame UV morphology) to define pixels to include in the stacking of each galaxy, in principle these asymmetric low surface brightness features could be lost to the sky when stacked.

We measure $f_{esc,rel}$, correcting each galaxy for IGM attenuation using the correction factor from the piecewise parametrization of the redshift distribution and col-

by extensive testing to determine those parameter that most accurately differentiated source from sky pixels in the segmentation maps.

² [Naidu et al. \(2017\)](#) identified 6 candidate LyC leakers, all at $z \sim 2$.




Figure 3. The stacked rest-frame LyC images for the (a) [OII] and (b) strong ($O_{32} > 5$) emitters. A linear greyscale appropriately scaled for each stack is provided. A $1'$ scalebar is overplotted (red) on each stacked image. All f_{esc} measurements are provided in Table 2.

umn density of intergalactic absorbers (see [Haardt & Madau 2012](#)). For reference, $\exp[\tau_{IGM}] = 1.72$ (2.56), at $z = 2.29$ (2.56), the median redshift of the O_{32} ([OII])-selected samples. Assuming $(L_{UV}/L_{LyC})_{int} = 3$, appropriate for a young ($\sim 10^7$ yr), solar metallicity stellar population ([Rutkowski et al. 2016](#)), we measure $f_{esc,rel} \lesssim 7.0$, 7.8, and 18.9% (1σ) for the [OII]-, all O_{32} , and high O_{32} -selected samples. We measure f_{esc} correcting for dust attenuation for each galaxy individually. We measure $\tau_{UV,dust}$ assuming a [Calzetti et al. \(2000\)](#) reddening law ($R_V = 4.05$), and calculating stellar E(B-V) from the best-fit A_V measured from the broadband SED by [Skelton et al. \(2014\)](#).

We report $f_{esc} < 5.6\%$ for the [OII]-selected sample. Note that the upper limit on f_{esc} measured for random sub-samples of [OII]-emitters drawn exclusively from the individual (unbinned) mosaics scale approximately as $N^{-1/2}$, as expected from purely Poisson statistics. Thus, in future work, using a re-reduction of all available F275W imaging in the CANDELS fields to improve the size of the [OII]-selected sample emitters, we will test for variations in f_{esc} in sub-samples selected on, e.g., UV luminosity or inclination.

For the full O_{32} selected sample, we measure $f_{esc} < 6.7\%$; for the $O_{32} > 5$, sample $f_{esc} < 14\%$, consistent with the expectation for Poissonian statistics if the extinction correction is appropriately re-normalized to reflect the higher average extinction reported for the $O_{32} > 5$ sample. The mean IGM transmission for the O_{32} - and [OII]-selected samples differs by a factor of ~ 1.5 , the O_{32} emitters are intrinsically more luminous ($\sim 3\times$), and the possibility of a non-negligible contribution from non-ionizing flux in the F275 bandpass (see Section 2) makes a direct comparison of f_{esc} upper limits for these samples more difficult.

4. DISCUSSION

If these SFGs are analogs to the high redshift sources of reionization, the measured upper limits can be informative. First, the 1σ upper limit to f_{esc} measured for [OII]-emitter sample is inconsistent with the threshold

of $f_{esc} \gtrsim 13\%$ required if high redshift SFGs reionize the universe (see [Robertson et al. 2015](#)) compatible with the independent constraints on the ionization history of the IGM from the CMB (the electron scattering opacity; τ_{es} , see [Planck Collaboration et al. \(2016\)](#) and QSO absorption line studies ([Mesinger & Haiman 2007](#)). This tension is alleviated considering the 3σ f_{esc} upper limit and noting that dwarf galaxies less massive than these ELGs (with median $M \simeq 10^{9.5-10} M_{\odot}$) are expected to contribute most significantly to reionization ([Wise et al. 2014](#); [Robertson et al. 2015](#)).

Note [Rutkowski et al. \(2016\)](#) measured, for ($H\alpha$ -selected) $z \sim 1$ SFGs, $f_{esc} < 4\%$ (3σ). Selecting on more

distant SFGs using the same grism spectroscopy here, we are more sensitive to intrinsically brighter line luminosities, ~ 4 brighter at $z \sim 2.5$ than $z \sim 1$, though intrinsically we can expect $[OII]/H\alpha \lesssim 1$ ($\simeq 0.5$ at $z \simeq 0.1$; [Mouhceine et al. 2005](#)). As such, the average SFR for the [OII]-selected sample is $\sim 2\times$ that of the $H\alpha$ sample in previous work, though the median SFR is measured for 3DHST sources from the broadband SED in contrast to, e.g., [Rutkowski et al. \(2016\)](#) which used the extinction-corrected $H\alpha$ luminosity. Thus, we caution any strict interpretation of the f_{esc} upper limits derived here for $z \simeq 2.5$ SFGs and previous work at $z \simeq 1$ as evidence for an evolution in f_{esc} .

Table 2. Measured UV/LyC flux ratios: Upper Limits to f_{esc}

Selection	N_{objs}	$\Delta(z)$	Observed $f_{\nu, LyC}^a$	Observed $f_{\nu, UV}$	IGM corr. UV/LyC	$f_{esc, rel}^{LyC}{}^b$	f_{esc}^{LyC}
[OII]	208	$2.38 < z < 2.9$	0.45 ± 0.27 (1.6σ)	9.12	>41.49	<7.0%	<5.6%
All O_{32}	41	$2.25 < z < 2.31$	0.16 ± 0.140 (1.1σ)	4.53	>38.44	<7.8%	<6.7%
$O_{32} > 5$	13	$2.25 < z < 2.31$	-0.02 ± 0.090 (-0.16σ)	1.15	>15.81	<18.9%	<14.0%

NOTES: ^a–Flux densities reported here in μJy ; ^b–We assume $(L_{UV}/L_{LyC})_{int}=3$; Italicized entries indicate non-detections and should be interpreted as limits.

Our observations are not deep enough to detect $f_{esc} \sim 10\%$ typical of the low redshift LyC emitters ([Izotov et al. 2016b](#)), which have comparably high nebular emission line ratios or similar star formation rate surface densities, Σ_{SFR}^3 . Our upper limit on f_{esc} derived for the high O_{32} ELGs is marginally consistent ($f_{esc, rel}(3\sigma) \lesssim 0.57$) with the detection of LyC in a similar galaxy (*ion2*; $f_{esc, rel} = 0.64_{-0.1}^{+1.1}$) studied by [de Barros et al. \(2015\)](#).

We call attention to f_{esc} measured for the small number of SFGs identified with high O_{32} emission, and the implication for the contribution of their high redshift analogs to reionization. Generally, reionization proceeds when a sufficient ionizing background can be maintained by either a large number of relatively inefficient LyC leakers or relatively fewer emitters which efficiently source LyC. The number of ionizing background photons in a cosmological volume is proportional to $f_{esc} \times n_{SFG}$, where n_{SFG} is the volume density of SF galaxies and $f_{esc} \simeq 10\%$ necessary for reionization. However, not all SF galaxies are LyC leakers. In fact, it is well established that the general population of SFGs have escape fraction $\ll 10\%$ ([Siana et al. 2010](#); [Grazian et al. 2016](#)), and only the extreme O_{32} galaxies appear to meet the

requisite f_{esc} ([Izotov et al. 2016b](#)). If f_{leak} is the fraction of SF galaxies that are LyC leakers, then the previous relationship for the number of ionizing photons, N_{ion} , can be rewritten as $N_{ion} \propto f_{esc} \times f_{leak} \times n_{SFG}$. In the WFC3 spectroscopic parallel survey (WISP, [Atek et al. 2010](#)), sensitive to both [OII] and [OIII] emission at $1.4 \lesssim z \lesssim 2.3$, 50% of the catalogued galaxies are detected in both oxygen lines ([Ross et al. 2016](#)). Only $\sim 4\%$ of these sources are $O_{32} > 5$ emitters. With the upper limits presented here, assuming $f_{leak} \sim 4\%$ and that this fraction does not evolve substantially to $z \sim 6$, such extreme objects would not support reionization. High redshift ($z > 3$) SFGs do exhibit, on average, an enhanced ionization state relative to low-redshift SFGs (e.g. [Stanway et al. 2014](#)), inferred from the [OIII]/ $H\beta$ ratio. Recently, [Faisst \(2016\)](#) modeled this increased ionization state with redshift to predict the evolution of the escape fraction evolution with redshift of O_{32} emitters, and found such galaxies to be nearly sufficient to reionize the universe at $z \sim 6$. Clearly, direct measurement of the median escape fraction for strong emitters ($O_{32} > 5$) with HST at $z < 3$ is critical. This, in combination with the direct measure of the evolution of the number density of such extreme O_{32} galaxies towards the epoch of reionization ($z > 7$), a key result for JWST, will ultimately determine whether such sources may reionize the universe.

³ We measure $-2 \lesssim \log(\Sigma_{SFR}) \lesssim 1$ [$M_{\odot} yr^{-1} kpc^{-2}$] for O_{32} -emitters, using the 3DHST broadband SFR and area from each galaxy’s F606W segmentation map.

5. CONCLUSION

We have combined archival high resolution HST UV imaging in the rest-frame LyC for $z \sim 2.5$ galaxies in the CANDELS deep fields, selected on the presence of nebular oxygen emission lines in the 3DHST IR grism spectra. We do not detect LyC escaping from [OII]- or O_{32} -selected emitters individually.

We stack the individual non-detections, and measure for each stack upper limits to the absolute escape fraction less than 5.6, 6.7, and 14% (1σ), respectively. Our limits on $f_{esc}(3\sigma)$ for such relatively massive galaxies do not rule out the possibility that SFGs are able to sustain reionization. However, whether at $z \gtrsim 2$, strong star formation and high O_{32} ratios alone are indicative of significant LyC escape remains uncertain. Furthermore, we note that at $z \sim 2$ the class of galaxies with extreme O_{32} ratios remain exceedingly rare. In order for galaxies to be able to sustain reionization, SFGs must evolve substantially from $z \sim 6$ to present, such that at high redshift most have such highly ionized ISM conditions indicated by the high O_{32} ratio. Such galaxies will be prime targets for JWST at $z > 3$ and future grism

surveys and further constraints on LyC emission from lower redshift O_{32} -selected ELGs will be important for calibrating the evolution of LyC towards the epoch of reionization. Deep HST surveys of large volumes at intermediate redshift will be necessary to obtain the large sample sizes of strong O_{32} -emitters necessary to determine whether LyC escape is linked to these observable parameters such that their contribution can be meaningfully extrapolated to the epoch of reionization probed by JWST.

This research was supported by NASA NNX13AI55G, HST-AR Program #12821.01 and GO-#13352 using observations from NASA/ESA HST, operated by the Association of Universities for Research in Astronomy, Inc., under NASA contract NAS5-26555. STScI is operated by the AURA Inc., under NASA contract NAS5-26555. M.H. acknowledges the support of the Swedish Research Council (Vetenskapsrådet), the Swedish National Space Board (SNSB), and the Knut and Alice Wallenberg Foundation. RAW acknowledges JWST grants NAG5-12460 and NNX14AN10G from NASA GSFC. This research has made use of the NASA ADS.

REFERENCES

- Atek, H., Malkan, M., McCarthy, P., et al., 2010, ApJ, 723, 104
 Bayliss, M. B.; Rigby, J., R., Sharon, K., et al., 2014, ApJ, 790, 144
 Bertin, E., & Arnouts, S. 1996, A&A, 117, 393
 Casertano, S., De Mello, D., Dickinson, M., 2001, AJ, 120, 2747
 Calzetti, D., Armus, L., Bohlin, R.C., et al., 2000, ApJ, 533, 682
 Cardamone, C., Schawinski, K., Sarzi, M., et al., 2009, MNRAS, 399, 1191
 Cowie, L., Barger, A.J., & Trouille, L., 2009, ApJ, 692, 1476
 de Barros, S., Vanzella, E., Amorín, R., A&A, 585, A51
 Faisst, A., 2016, ApJ, 829, 99
 Fardal, M., Giroux, M. L., Shull, J. M., 1998, AJ, 15, 2206
 Giallongo, E., Grazian, A., Fiore, F., et al. 2015, A&A, 578, A83
 Grazian, A., Giallongo, E., Gerbasi, R., et al., 2016, A&A, 585, A48
 Haardt, F., & Madau, P., 2012, ApJ, 746, 125
 Inoue, A.K., & Iwata, I., 2008, MNRAS, 387, 1681
 Izotov, Y. I., Orlitová, I., Schaerer, D., Nature, 529, 178
 Izotov, Y. I., Schaerer, D., Thuan, T. X., et al. 2016, MNRAS, 461, 3683
 Jaskot, A. & Oey, M. S., 2013, ApJ, 766, 91
 Jones, T.A., Ellis, R. S., Schenker, M.A., et al., 2013, ApJ, 779, 52
 Kewley, L.Kewley, L. J., Geller, M. J., Jansen, R. A., AJ, 2004, AJ, 127, 2002
 Koekemoer, A.M., Faber, S.M., Ferguson, H.C., et al., 2011, ApJ, 197, 36
 Komatsu, E., Smith, K. M., Dunkley, J., et al. 2011, ApJS, 192, 18
 Leitherer, C., Ferguson, H.C., Heckman, T.M., Lowenthal, J.D., 1995, ApJL, 454, L19
 Leitherer, C., Svea, Oey, , H.C., Heckman, T.M., Lowenthal, J.D., 1995, ApJL, 454, L19
 Loeb, A., & Barkana, R., 2001, ARA&A, 39, 19
 Malkan, M., Webb, W., Konopacky, Q., 2003, ApJ, 598, 878
 Mesinger, A., & Haiman, Z., 2007, ApJ, 660, 923
 Mouhcine, M., Lewis, I., Jones, B., et al., 2005, MNRAS, 362, 1143
 Momcheva, I., Brammer, G., van Dokkum, P., et al., 2015, arXiv:1510.02106
 Mostardi, R.E., Shapley, A.E., Steidel, C.C., et al. 2016, ApJ, 810, 107
 Nakajima, K. & Ouchi, M., 2014, MNRAS, 442, 900
 Naidu, R. P., Oesch, P. A., Reddy, N., et al., 2017, *subm. to ApJ*, arXiv eprint:1611.07038
 Planck Collaboration, Adam, R., Aghanim, N., Ade, P. A. R., et al. 2015, arXiv:1605.03507
 Puschnig, J., Hayes, M., Ostlin, G., et al., 2016, *subm. to ApJ*
 Ricci, F., Marches, S., Shankar, F., et al., 2016, MNRAS, arXiv:1610.01638
 Rafelski, M., Teplitz, H.I., Gardner, J.P., et al., 2015, AJ, 150, #31
 Robertson, B. E.; Ellis, R. S.; Furlanetto, S. R., et al., 2015, ApJ, 802, L19
 Ross, N.R., Malkan, M., Rafelski, M., et al., 2016, *subm. to ApJ*
 Rutkowski, M.J., Scarlata, C., Haardt, F., et al., 2016, ApJ, 819, 81
 Schaerer, D., 2003, A&A, 397, 527
 Shibuya, T.m Ouchi, M., Harikane, Y., ApJS, 219,1
 Siana, B., Teplitz, H.I., Ferguson, H.C., et al. 2010, ApJ, 723, 241
 Skelton, R., Whitaker, K.E., Momcheva, I.G., et al., 2014, ApJS, 214, 24
 Smith, B., Windhorst, R.A., Jansen, R., et al. 2016, arXiv:1602.01555
 Stanway, E., Eldridge, J.J., Greis, S., 2014, MNRAS, 444, 3466
 Steidel, C.C., Pettini, M., & Adelberger, K.L., 2001, ApJ, 546, 665
 Storey, P. J. & Zeppen, C. J., 2000, MNRAS, 312, 813
 Tremonti, C., Heckmann, T., Kauffman, G., et al., 2004, ApJ, 613, 898
 Verhamme, A., Orlitová, I., Schaerer, D., et al., 2017, A&A, 597, A13
 Windhorst, R. A., Cohen, S. H., Hathi, N. P., et al., 2011, ApJS, 193, 27
 Wise, J.H., Demchenko, V. G., Halicek, M. T., et al., MNRAS, 442, 2560