

Four-dimensional CDT with toroidal topology

J. Ambjørn^{a,b}, J. Gizbert-Studnicki^c, A. Görlich^{a,c}, K. Grosvenor^a, and
J. Jurkiewicz^c

^aThe Niels Bohr Institute, Copenhagen University, Blegdamsvej 17,
DK-2100 Copenhagen, Denmark.

^bIMAPP, Radboud University, Nijmegen, PO Box 9010, The
Netherlands.

^cThe M. Smoluchowski Institute of Physics, Jagiellonian University,
Lojasiewicza 11, Kraków, PL 30-348, Poland.

October 3, 2018

Abstract

3+1 dimensional Causal Dynamical Triangulations (CDT) describe a quantum theory of fluctuating geometries without the introduction of a background geometry. If the topology of space is constrained to be that of a three-dimensional torus we show that the system will fluctuate around a dynamically formed background geometry which can be understood from a simple minisuperspace action which contains both a classical part and a quantum part. We determine this action by integrating out degrees of freedom in the full model, as well as by transfer matrix methods.

1 Introduction

Perturbative methods combined with “traditional” quantum field theory (QFT) techniques provide a powerful tool in describing three out of the four fundamental interactions, gravity being the inglorious exception. This is because QFT based on Einstein’s general relativity is perturbatively non-renormalizable [1] and as such perturbative calculations around any fixed background geometry can at most be treated as an effective theory valid up to some energy scale, much lower than the Planck energy, at which one expects quantum effects to play an important role. However, there is still hope that one can use the QFT approach in the quest for quantizing gravity, but one has to go beyond the simple perturbative framework. This idea is known as the *asymptotic safety* conjecture [2]. It assumes that the renormalization group flow of the bare gravitational couplings leads to a non-Gaussian UV

fixed point at which the QFT in question is finite and predictive, but where the couplings do not need to be small (thus invalidating the naive use of perturbation theory). The existence of such a non-trivial UV fixed point is supported by the ϵ -expansion near two dimensions [3] and by the use of so-called functional renormalization group calculations [4].

The actual calculations using the functional renormalization group make approximations which can be difficult to control, and it is important to verify the results by independent methods. Lattice QFT is a non-perturbative tool which has successfully addressed questions in QCD which are beyond perturbation theory. QCD is an ordinary field theory in flat spacetime and the hyper-cubic lattice used represents a simple discretization of this flat spacetime. However, if the field theory is gravity, spacetime itself becomes dynamical. The formalism of dynamical triangulations (DT) provides a way to sum over such fluctuating geometries in a path integral approach [5, 6]. It has provided a very successful regularization of two-dimensional Euclidean quantum gravity coupled to matter fields theories which can be solved analytically both on the lattice and using standard continuum QFT (for reviews see [7, 8]). Taking the scaling limit of the lattice theory one recovers the continuum theory. Thus, even if it is a lattice theory, it is clearly able to provide a lattice regularization of diffeomorphism invariant theories. Lattice theories using various classes of dynamical triangulations are thus good candidates for lattice theories which can be used in the path integral formulation of quantum gravity, and if a non-trivial UV fixed point exists for quantum gravity one should be able to identify it using lattice methods. The starting point would thus be the formal path integral

$$\mathcal{Z} = \int \mathcal{D}_{\mathcal{M}}[g] e^{iS_{HE}[g]} , \quad (1)$$

where one integrates over geometries, i.e. over all physically distinct metric tensors g , and S_{HE} is some classical action, e.g. the Hilbert-Einstein action. One then computes expectation values or correlators of physical observables $\mathcal{O}_1[g], \dots, \mathcal{O}_n[g]$ as

$$\langle \mathcal{O}_1[g], \dots, \mathcal{O}_n[g] \rangle = \int \mathcal{D}_{\mathcal{M}}[g] e^{iS_{HE}[g]} \mathcal{O}_1[g] \dots \mathcal{O}_n[g] . \quad (2)$$

In gravity it is a difficult question to find suitable observables, but this problem is not linked to the lattice regularization, but is present already in the continuum formulation.

This article deals with a particular choice of dynamical triangulations which has been denoted Causal Dynamical Triangulations (CDT) [9], and which has shown an interesting phase diagram, in terms of the bare coupling constants which enter into the action. The possibility of having second order phase transitions opens up the possibility to take a continuum limit and in this way make contact to other approaches studying asymptotic safety.

We refer to [10] for a review of the technical implementation of CDT. For completeness we here provide a short review.

In CDT the lattice is constructed from d -dimensional simplices glued together to form a *triangulation* which we view as being a piecewise linear manifold. The geometry is fixed if we know the edge lengths of the simplices. If we for a moment assume that the edge lengths are all identical, this length a provides a UV cut-off which can in principle be removed by taking $a \rightarrow 0$. When such a limit is combined with keeping the physical observables fixed one will approach the UV fixed point (if it exists). We refer to [11] for a detailed discussion of this. The important and distinguishing feature of CDT compared to DT is the introduction of a well defined causal structure compatible with global hyperbolicity. Each globally hyperbolic spacetime can be topologically foliated into Cauchy spatial hypersurfaces Σ of equal global proper time T and the spacetime can be written as a product $\mathcal{M} = \Sigma \times T$. In CDT one introduces such a foliation by definition and any triangulation is then topologically $\mathcal{T} = \Sigma \times T$. In $d = 4$ dimensions any such triangulation \mathcal{T} can be constructed from two kinds of 4-simplices. The $(4, 1)$ simplex has 4 vertices on a spatial hypersurface in (integer) time t and 1 vertex in $t \pm 1$, and the $(3, 2)$ simplex has 3 vertices in t and 2 vertices in $t \pm 1$. Each spatial layer of equal integer time t is by construction formed from equilateral tetrahedra being parts of $(4, 1)$ simplices. These tetrahedra are glued together in such a way that the layer has (the chosen) topology Σ . The 4-simplices interpolate between consecutive spatial layers in such a way that the spatial topology Σ as well as global topology $\Sigma \times T$ is conserved for any (also non-integer) t . Therefore one can also distinguish spatial hypersurfaces of non-integer t , formed by slicing 4-simplices with three-dimensional hyperplanes of constant t . Such Cauchy surfaces are built from a combination of tetrahedra, obtained by slicing $(4, 1)$ simplices, and triangular prisms, from $(3, 2)$ simplices, see Fig. 1. These building blocks are again glued together, and by construction form a slice topologically isomorphic to Σ . The formal path integral (1) is then defined by a sum over all triangulations \mathcal{T} obeying these topological constraints

$$\mathcal{Z} = \sum_{\mathcal{T}} e^{iS_R[\mathcal{T}]} . \quad (3)$$

In Eq. (3) S_R is the discretized Hilbert-Einstein action obtained following Regge's method for describing piecewise linear geometries [12] which can be expressed as a linear combination of $N_{(4,1)}$, $N_{(3,2)}$ and N_0 denoting the total number of $(4, 1)$ simplices, $(3, 2)$ simplices and vertices, respectively. The dimensionless coupling constants depend on the bare Newton's constant G , cosmological constant Λ and the parameter α , which defines asymmetry between lengths of time-like and space-like links in the lattice:

$$a_t^2 = -\alpha a_s^2 \quad , \quad \alpha > 0 . \quad (4)$$

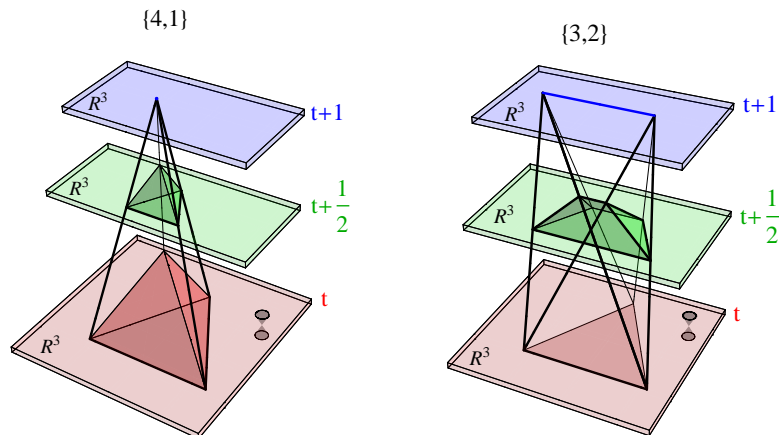


Figure 1: Visualization of fundamental building blocks in four-dimensional CDT. A $(4, 1)$ simplex (left) has four vertices at (discrete) proper time t (forming a tetrahedron) and one vertex at time $t + 1$. A $(3, 2)$ simplex (right) has three vertices at time t and two at $t + 1$. Cauchy surfaces for non-integer t are built from a combination of tetrahedra (obtained by slicing $(4, 1)$ simplices with hyperplanes of constant time) and triangular prisms (from $(3, 2)$ simplices).

In order to study the regularized path integral (3) in $d = 4$ dimensions one is forced to use numerical Monte Carlo techniques, which require changing from a quantum field theory to a statistical field theory regime. This method is commonly used in other lattice approaches as well, e.g. in lattice QCD, and it amounts to a Wick rotation from Lorentzian to Euclidean spacetime signature. In CDT a kind of “Wick rotation” can be defined due to the imposed global proper time foliation. Technically it is done by analytically continuing the asymmetry parameter $\alpha \rightarrow -\alpha$ ($|\alpha| > 7/12$) in the lower complex α plane. The rotation from positive to negative α values changes time-like links into space-like links which is consistent with $t_L \rightarrow t_E = it_L$, where t_L is the real (Lorentzian) time and t_E is the imaginary (Euclidean) time. The condition $|\alpha| > 7/12$ additionally ensures that all triangle inequalities are fulfilled in the Euclidean regime, which means that all simplices become parts of the Euclidean 4-dim space with well defined positive volumes. Consequently the path integral (3) becomes a partition function which can be studied numerically:

$$\mathcal{Z} = \sum_{\mathcal{T}} e^{iS_R^{(L)}[\mathcal{T}]} \quad \rightarrow \quad \mathcal{Z} = \sum_{\mathcal{T}} e^{-S_R^{(E)}[\mathcal{T}]} . \quad (5)$$

The explicit parametrization of the action in the Euclidean case is

$$S_R^{(E)} = -(\kappa_0 + 6\Delta) N_0 + \kappa_4 (N_{(4,1)} + N_{(3,2)}) + \Delta N_{(4,1)} . \quad (6)$$

Of course some properties of such a theory may and in general will depend on

the spatial topology Σ chosen. The choice of topology might have an impact on semiclassical, or infrared, properties of CDT as various classical solutions are consistent with various spacetime topologies and some solutions may be (dis)favoured or even not allowed in some spacetime topologies. Most of the previous studies in 3+1 dimensions were done for spherical spatial topology, $\Sigma = S^3$, and one also introduced time periodic boundary conditions, resulting in the global spacetime topology $\mathcal{T} = S^3 \times S^1$. This choice led to many interesting results, including the identification of 4 distinct phases of spacetime geometry, called A , B , C_{dS} and C_b , respectively (for the most recent phase diagram see e.g. [13]). In phase C_{dS} the dynamically generated semiclassical background geometry could be interpreted as a (Euclidean) de Sitter solution to general relativity and viewed as the infrared limit of CDT. At the same time quantum fluctuations of the spatial volume in phase C_{dS} were very well described by the standard minisuperspace action obtained for the maximally symmetric geometry, i.e. for a spatially isotropic and homogenous spherical metric (see e.g. [10] for a discussion).

We want to investigate to what extent these results in phase C_{dS} remain valid when we change the spatial topology from S^3 to $\Sigma = T^3 \equiv S^1 \times S^1 \times S^1$. In [14] we showed that this change in topology resulted in a dramatic change in the dynamically generated background geometry, as illustrated in Fig. 2, but that this background geometry was still well described by a suitable toroidal minisuperspace action. The purpose of the current work is to corroborate the results reported in [14] and analyze the quantum fluctuations around the new semiclassical geometry.

2 The covariance matrix

As described above the setup is the following: we have a foliation, labeled by a (discrete) time variable t . Associated with each t we have a spatial volume n_t , which is the number of tetrahedra (by convention multiplied by a factor of 2 to give the number of four-simplices which have four vertices at time-slice t) used to construct space at time t . The time t takes integer values in a range $[1, T]$. The Monte Carlo simulations will create distributions of n_t 's for each t , and the average values $\langle n_t \rangle$ will be our spatial volume profiles. By measuring correlations

$$C_{ij} = \langle \eta_i \eta_j \rangle = \langle (n_i - \langle n_i \rangle)(n_j - \langle n_j \rangle) \rangle, \quad (7)$$

where $\eta_t = n_t - \bar{n}_t$ is the deviation of the spatial volume n_t from the mean value $\bar{n}_t = \langle n_t \rangle$, we can reconstruct a semiclassical effective action of n_t which reproduces C_{ij} . In a suitable minisuperspace parametrization the spatial volume (i.e. here n_t) is proportional to $a^3(t)$, where $a(t)$ denotes the scale factor of the universe. Thus constructing an effective action $S[n_t]$ amounts to constructing a minisuperspace action, but with the important

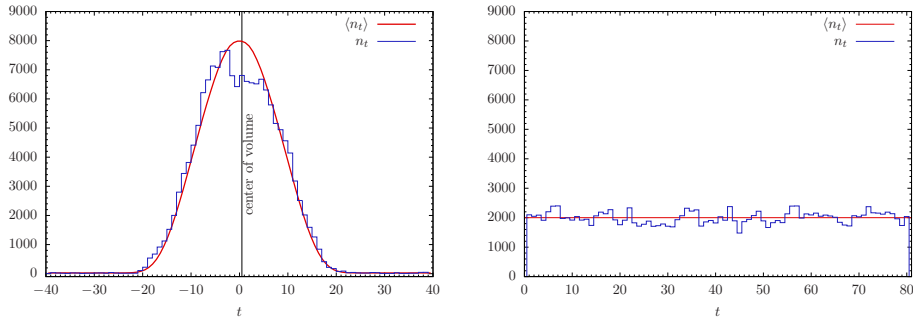


Figure 2: The average (red) and typical (blue) volume profiles for spherical spatial topology (left figure) and for toroidal spatial topology (right figure) in the so-called de Sitter phase (C_{dS}). In both cases the time direction has length 80 (in lattice units) with periodic boundary conditions. In the case of spherical spatial topology the “effective” time extent is approximately 40 lattice units and scales as $N^{1/4}$, N being the total four-volume of the universe, while n_t scales as $N^{3/4}$. This is in contrast to the case of toroidal spatial topology where n_t is macroscopic for all t and scales as N/T , T being the time extent.

twist that we obtain this action by actually integrating out other degrees of freedom than the scale factor, rather than putting in by hand a special form of geometry only depending on one dynamical variable, the scale factor $a(t)$. C_{ij} is denoted the covariance matrix. It is related to the effective action to quadratic order in the fluctuations as follows:

$$S[n = \bar{n} + \eta] = S[\bar{n}] + \frac{1}{2}\eta_t P_{tt'} \eta_t' + O(\eta^3), \quad (8)$$

where P is the inverse of the covariance matrix,

$$P_{ij} = [C^{-1}]_{ij} = \left. \frac{\partial^2 S[\{n_t\}]}{\partial n_i \partial n_j} \right|_{n=\bar{n}}. \quad (9)$$

The effective action has a kinetic term which in a first approximation depends of $n_t - n_{t\pm 1}$ and a potential term which depends on n_t . The covariance matrix method for reconstructing the effective action worked well for a spherical topology [15] where the average spatial volume $\langle n_t \rangle$ was a function of t ($\langle n_t \rangle \propto N^{3/4} \cos^3(c \cdot t/N^{1/4})$ where N denotes the total spacetime volume, i.e. the number of four-simplices and c is a constant). However, in the toroidal case with time-periodic boundary conditions, one has to a first approximation $\langle n_t \rangle \propto N/T$, a situation which is not optimal if we want to determine the kinetic term as a function of $n_t - n_{t\pm 1}$. We have chosen to circumvent this problem by enforcing the volume profile to span some

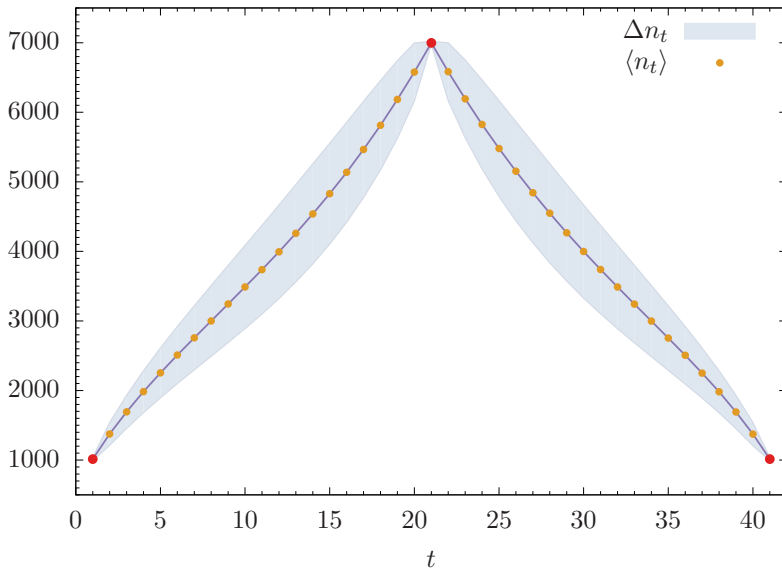


Figure 3: Average volume profile $\langle n_t \rangle$ measured for bare coupling constants $\kappa_0 = 2.2, \kappa_4 = 0.9225, \Delta = 0.6$ and time period $T = 40$. Red dots denote time slices with fixed volume, $\hat{n}_1 = 1000$ and $\hat{n}_h = 7000, h = T/2 + 1$.

range. One could introduce boundary conditions in time direction which are incompatible with a constant $\langle n_t \rangle$ solution. However, it is simpler to add to the bare action (6) used in the Monte Carlo simulations a correction S_{fix} ,

$$S_{\text{fix}} = \frac{1}{2}\varepsilon [(n_1 - \hat{n}_1)^2 + (n_h - \hat{n}_h)^2], \quad (10)$$

which fixes volumes of two slices, namely n_1 and n_h . It is convenient to choose $h = T/2 + 1$, so that the volumes of the first slice n_1 and a middle slice n_h appear in the correction. Because of the time periodic boundary condition slices $t = 1$ and $t = T + 1$ are identified and the time separation between n_1 and n_h is the same as between n_h and $n_{T+1} = n_1$ which ensures symmetry $n_t \leftrightarrow n_{T+2-t}$ up to periodicity. The volumes n_1 and n_h are not rigidly fixed, but fluctuate around the prescribed values \hat{n}_1 and \hat{n}_h , respectively, with an amplitude dependent on ε . Finally, the effect of S_{fix} can be easily removed from the final results as will be discussed below. The advantage of this method is that it allows for a measurement of the effective action for a number of spatial volumes \bar{n}_t in a single simulation. Thus it simplifies the analysis and reduces statistical errors.

All results and measurements presented in this work were performed for a specific choice of bare coupling constants which are supposed to lie in the analog of the de Sitter phase (phase C_{dS}) observed for the spherical topology.

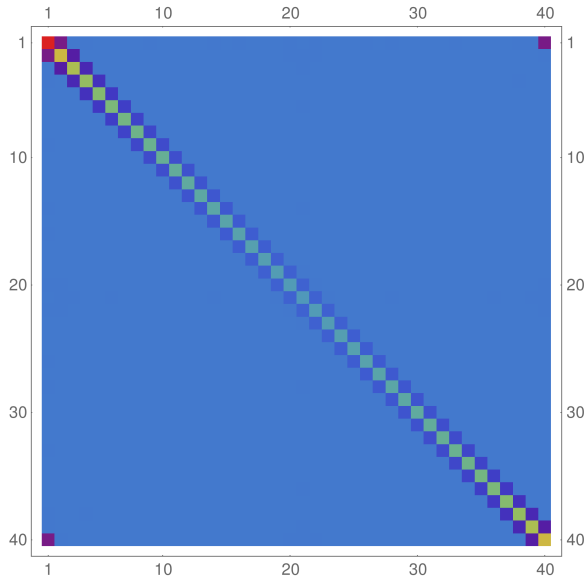


Figure 4: Density plot of the covariance matrix inverse, $P = C^{-1}$. The tri-diagonal structure is well visible. The entries of P outside the tri-diagonal are zero up to numerical noise.

Figure 3 shows an average volume profile,

$$\bar{n}_t = \langle n_t \rangle, \quad t = 1, \dots, T \quad (11)$$

for $T = 40$ time slices. Points corresponding to the two slices with fixed volume, n_1 and n_h , are marked with red dots. The average volume profile spans a range between $\hat{n}_1 = 1000$ and $\hat{n}_{21} = 7000$. The light blue envelope illustrates the amplitude of volume fluctuations Δn_t . Because the action does not include a total volume fixing term the volume profile is very sensitive to the choice of the bare cosmological coupling constant κ_4 . To obtain a desired average total four-volume the coupling constant κ_4 has to be precisely fine-tuned. While this is a slight complication in the numerical simulations compared to adding by hand a volume fixing term (as was done in the simulations where the spatial topology was that of S^3), the absence of the total volume fixing term simplifies the analysis of the measured covariance matrix (for complications created by a volume fixing term see e.g. [10].) As mentioned above, it is easy to correct for the addition of S_{fix} defined in (10) to the bare CDT action (6). S_{fix} is quadratic and by (9) we only have to subtract ε from matrix elements P_{11} and P_{hh} . The time reflection symmetry of the system, $n_t \leftrightarrow n_{T+2-t}$, can also lead to a reduced measurement uncertainty by applying a symmetrization procedure to the average volume

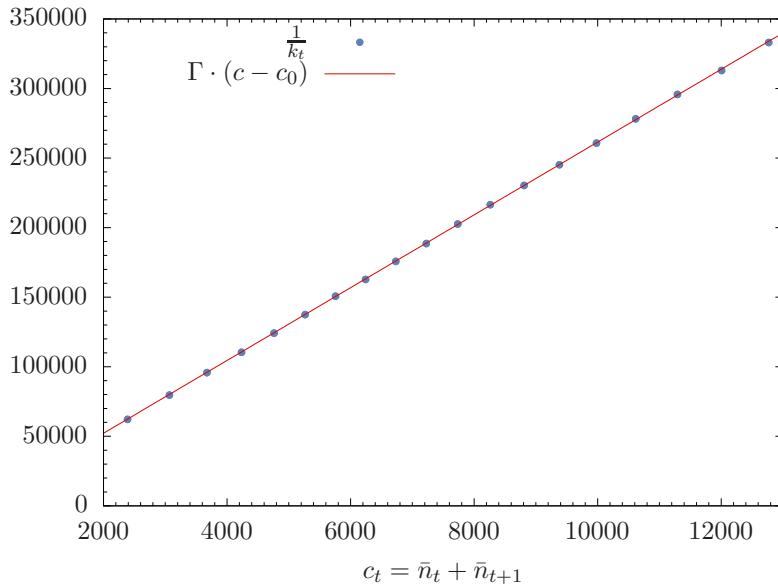


Figure 5: Inverse of the kinetic term $k_t = -\frac{1}{2}P_{tt+1}$ as a function of volume $c_t = \langle n_t \rangle + \langle n_{t+1} \rangle$. A linear fit $\Gamma \cdot (c - c_0)$ is very accurate.

profile and covariance matrix,

$$\begin{aligned} \langle n_t \rangle &\leftarrow \frac{1}{2} (\langle n_t \rangle + \langle n_{\tilde{t}} \rangle), \\ C_{ij} &\leftarrow \frac{1}{2} (C_{ij} + C_{\tilde{i}\tilde{j}}) + \frac{1}{4} (\langle n_i \rangle - \langle n_{\tilde{i}} \rangle) (\langle n_j \rangle - \langle n_{\tilde{j}} \rangle), \end{aligned}$$

where $\tilde{t} = T + 2 - t$. Such operation is equivalent to doubling the measurement statistics.

A density plot of the inverse covariance matrix P is shown in Fig. 4. The tridiagonal form is clear and suggests that the effective action describing fluctuations of n_t is quasi-local in time,

$$S[\{n_t\}] = \sum_t (K(n_t, n_{t+1}) + U(n_t)). \quad (12)$$

The function K describes the kinetic part of the effective action. It couples volumes of adjacent slices and provides non-zero subdiagonal elements of P . Since both C and P are symmetric matrices, the function $K(n, m)$ has to be symmetric in its arguments, $K(n, m) = K(m, n)$. The potential part, described by the function $U(n)$, contributes only to the diagonal.

2.1 The kinetic term

The kinetic part of the effective action makes, from a numerical point of view, a dominating contribution to the path integral, and thus it is measured

with the smallest uncertainty. Because subdiagonal elements of the matrix P depend only on the kinetic term, while diagonal elements depend both on the kinetic and the potential term, the kinetic part has to be determined before the potential term. To extract the kinetic term of the effective action we proceed as in [16]. In Sec. 4 we describe an alternative method which uses the transfer matrix, and which turns out to be even more accurate.

A semiclassical expansion of the action (12),

$$S[n = \bar{n} + \eta] = S[\bar{n}] + \sum_t k_t \cdot (\eta_{t+1} - \eta_t)^2 + u_t \eta_t^2 + O(\eta^3), \quad (13)$$

introduces the kinetic coefficients k_t and potential coefficients u_t . The kinetic coefficient is equal to the second derivative of the kinetic term K , present in (12), and to the subdiagonal elements of matrix P ,

$$P_{tt+1} = -2k_t = \left. \frac{\partial^2 K(n, m)}{\partial n \partial m} \right|_{n=\bar{n}_t, m=\bar{n}_{t+1}}. \quad (14)$$

Motivated by the results for the spherical spatial topology [10] and initial results for the toroidal topology [14], we expect $\frac{1}{k_t}$ to be a linear function of $c_t = \bar{n}_t + \bar{n}_{t+1}$. This is indeed supported by the results which are presented in Fig. 5. The blue dots are $\frac{1}{k_t}$ coefficients extracted from the inverse covariance matrix (14), the red line is a linear fit $\Gamma \cdot (c - c_0)$ with $\Gamma = 26.2 \pm 0.1$, $c_0 = 5.0 \pm 0.1$. The result is not only in agreement with previous results for toroidal topology [14], but the coefficient Γ is also very close to the value obtained for the spherical topology [10].

Expanding the right-hand side of equation (14) with respect to $\frac{n-m}{n+m}$, the result

$$k_t = \frac{1}{\Gamma} \frac{1}{\bar{n}_t + \bar{n}_{t+1}}$$

becomes the leading-order term for the kinetic part

$$K(n, m) = \frac{1}{\Gamma} \frac{(n - m)^2}{n + m}.$$

The shift c_0 can be neglected since its value is small. For a discussion of higher order corrections to the kinetic term we refer to [16].

2.2 The potential term

The diagonal of the inverse covariance matrix P is affected both by the kinetic term and the potential term of the effective action,

$$P_{tt} = k_t + k_{t-1} + u_t = \left. \frac{\partial^2 S[\{n_t\}]}{\partial n_t^2} \right|_{n_t=\bar{n}_t}.$$

Figure 6 plots the potential coefficients u_t against \bar{n}_t in a log-log scale, where u_t was determined by subtracting from the measured data P_{tt} the already

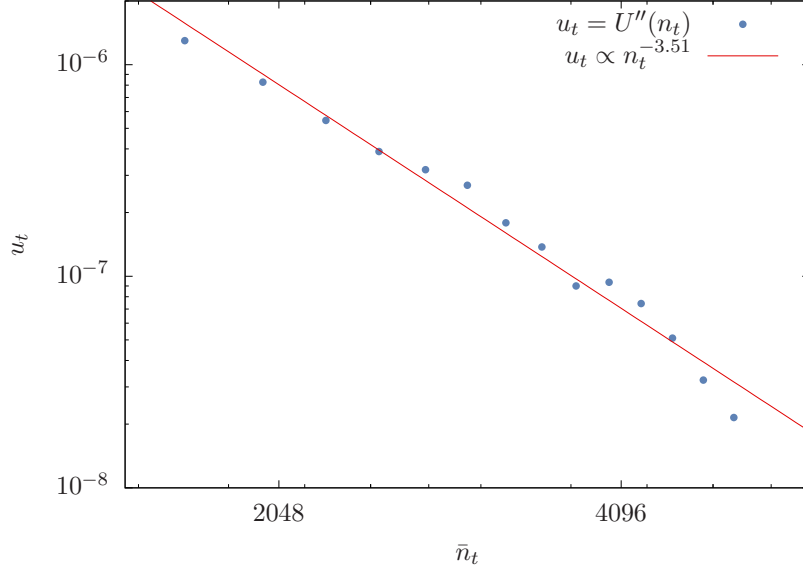


Figure 6: Log-log plot of the potential coefficients u_t as a function of $\langle n_t \rangle$.

extracted values of k_t , as described in the previous Section. The results show a power-law behavior,

$$u_t = \text{const} \times \langle n_t \rangle^{\gamma-2}, \quad \gamma \approx -1.5.$$

Since $u_t = \left. \frac{\partial^2 U(n)}{\partial n^2} \right|_{n=\bar{n}_t}$, the potential term can be written as

$$U(n) = \mu n^\gamma + \lambda n.$$

2.3 Derivative of the potential term

The principle of least action states that the classical trajectory $\bar{n}_t = \langle n_t \rangle$ is an extremum of the action

$$S[\{n_t\}] = \sum_t (K(n_t, n_{t+1}) + U(n_t)). \quad (15)$$

Consequently the first derivative of the action has to vanish, $\left. \frac{\delta S}{\delta n_t} \right|_{n_t=\bar{n}_t} = 0$ and thus knowing $\langle n_t \rangle$ the derivative of the potential can be determined from the kinetic term:

$$U'(\bar{n}_t) = - \left[\frac{\partial K(n_{t+1}, n_t)}{\partial n_t} + \frac{\partial K(n_t, n_{t-1})}{\partial n_t} \right]_{n_t=\bar{n}_t}. \quad (16)$$

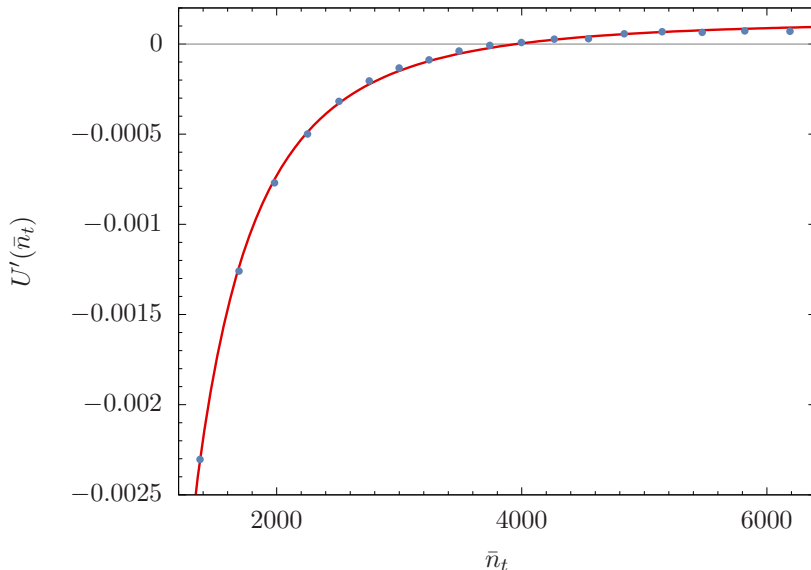


Figure 7: First derivative of the potential extracted from the classical trajectory (blue dots) and a power-law fit $U'(n) = \lambda + \text{const} \times n^{\gamma-1}$, $\gamma \approx -1.78 \pm 0.1$.

The first derivative of the potential can thus be extracted from the measured classical trajectory $\bar{n}_t = \langle n_t \rangle$, using the presumed form of the kinetic term obtained in Sec. 2.1, namely

$$K(n, m) = \frac{(n - m)^2}{\Gamma(n + m - c_0)}.$$

The result is shown in Fig. 7. A power-law function fits well to the data, with the exponent $\gamma \approx -1.78 \pm 0.1$. The value is slightly larger than the one obtained using the covariance matrix method.

2.4 The effective action

Summarizing the results, the full discrete effective action, determined via the covariance matrix within the semiclassical approximation, is given by

$$S[\{n_t\}] = \sum_t \left[\frac{1}{\Gamma} \frac{(n_{t+1} - n_t)^2}{n_{t+1} + n_t} + \mu n_t^\gamma + \lambda n_t \right]. \quad (17)$$

The outcome, up to a slight difference in the value of $\gamma \approx -1.5$, is in agreement with [14], where the similar effective action was extracted using a collection of (inverse) covariance matrices P measured for various lattice volumes N and time periods T for a system with no imposed boundary

volume fixing terms, i.e. with constant volume profiles $\langle n_t \rangle \propto N/T$. The continuous counterpart of the discrete action (17) is

$$S[v] = \int dt \left[\frac{1}{\tilde{\Gamma}} \frac{\dot{v}^2}{v} + \tilde{\mu} v^\gamma + \tilde{\lambda} v \right], \quad \gamma \approx -1.5 \quad (18)$$

where $v(t)$ is the physical spatial volume.

In the above one recovers the kinetic term which can be also obtained by a suitable minisuperspace reduction of the usual Einstein-Hilbert action, i.e. by requiring the spatially homogenous and isotropic metric and freezing all degrees of freedom but the scale factor. However it is important to note that the nature of the effective action (18) is very different from the usual minisuperspace action as it was obtained from a full lattice model after integrating out (averaging over) all other degrees of freedom but the scale factor, rather than freezing them. Although the kinetic term in (18) superficially resembles the standard minisuperspace kinetic term it also has opposite sign. It is possible due to a very subtle interplay between the bare Regge-Hilbert-Einstein action of CDT quantum gravity (6) and entropy of configurations which play equally important roles in the path integral (5). It turns out that in CDT formulation the entropy factor leads to the same kind of the effective action as the minisuperspace reduction but with opposite sign and it dynamically corrects the wrong sign of the usual minisuperspace action.¹ Analytic calculations which support this picture can be found in [17]. The potential part of the effective action (18) does not have its classical counterpart, as no such a term is present in the standard minisuperspace reduction of toroidal geometry, and thus it can be treated as a pure quantum correction.

3 The classical trajectory

In this section we study the equations of motion corresponding to the effective action (18), which we determined using the covariance matrix. $v(t)$ denoted the spatial volume at time t , but for the purpose of analyzing the equations of motion we will talk about $v(t)$ as the position of a "particle". Thus our starting point is the particle action

$$S = \int dt \left[\frac{\dot{v}^2}{\Gamma v} + \mu v^\gamma + \lambda v \right], \quad (19)$$

where $\gamma = -3/2$. To simplify the problem of finding a trajectory which minimizes action (19) we introduce a change of variables

$$v(t) = b^2(t).$$

¹Standard Euclidean minisuperspace action is unbounded from below due to negative sign of the kinetic term. The sign of the action does not matter for a classical trajectory but in the path integral formalism the unbounded action causes the path integral to be completely dominated by arbitrarily large fluctuations of the conformal mode.

The advantage of this substitution is that it produces an equation of motion with a simple physical interpretation as a particle moving in a particular potential. The Lagrangian for $b(t)$ is given by

$$L[b] = \frac{4}{\Gamma} \dot{b}^2 + \mu b^{2\gamma} + \lambda b^2$$

and the corresponding equation of motion is

$$Q[b] = \frac{\partial L}{\partial b} - \frac{d}{dt} \frac{\partial L}{\partial \dot{b}} = -\frac{8}{\Gamma} \ddot{b} + 2\mu\gamma b^{2\gamma-1} + 2\lambda b = 0.$$

This describes the motion of a classical particle of mass $\frac{8}{\Gamma}$ in the potential $U[b] = -\mu b^{2\gamma} - \lambda b^2$ (with $\mu, \lambda > 0$). The equation of motion can be written as a total derivative of the total energy $W[b]$,

$$Q[b] = -\frac{1}{\dot{b}} \frac{d}{dt} W[b] = 0 \Leftrightarrow W[b] = \frac{4}{\Gamma} \dot{b}^2 - \mu b^{2\gamma} - \lambda b^2 = \text{const}, \quad (20)$$

where $W[b] = H = \text{const}$ is just the law of conservation of total energy. It has a formal solution

$$\int \frac{2db}{\sqrt{\Gamma} \sqrt{H + \lambda b^2 + \mu b^{2\gamma}}} = t - t_0,$$

where H is the conserved total energy. The above equation does not seem analytically solvable in the general case, even for $\gamma = -\frac{3}{2}$. For $H = 0$, the solution to equation (20) is

$$v(t) = \left[\sqrt{\frac{\mu}{\lambda}} \sinh[\alpha(t - t_0)] \right]^d, \quad d = \frac{2}{1 - \gamma}, \quad \alpha = \frac{\sqrt{\lambda\Gamma}}{d}. \quad (21)$$

However, even for $H \neq 0$, one can understand the classical trajectory fairly simply just from the form of the potential. The generic form of the potential in the toroidal case is plotted in Fig. 8(a), in comparison to the spherical case in Fig. 8(b) (the axis scales are immaterial; only the shape of the potential is of interest). Since $U[b]$ for the torus is strictly negative, $H = W[b] = 0$ implies that the "particle" always has some nonzero velocity. If the initial velocity is positive (towards increasing b), then the "particle" will always roll towards ever-increasing b , or increasing volume, no matter the initial value of b . If the initial velocity is negative (towards decreasing b), then the "particle" will always roll towards $b = 0$, or decreasing volume, again no matter the initial value of b . In fact, this behavior persists even as we lower the value of $W[b]$ down to some lower critical value given by the maximum value of $U[b]$,

$$U_{\max} = -(1 - \gamma)(-\gamma)^{\frac{\gamma}{1-\gamma}} \left(\frac{\mu}{\lambda\gamma} \right)^{\frac{1}{1-\gamma}} \approx -2\mu^{2/5} \lambda^{3/5} \approx -2.52,$$

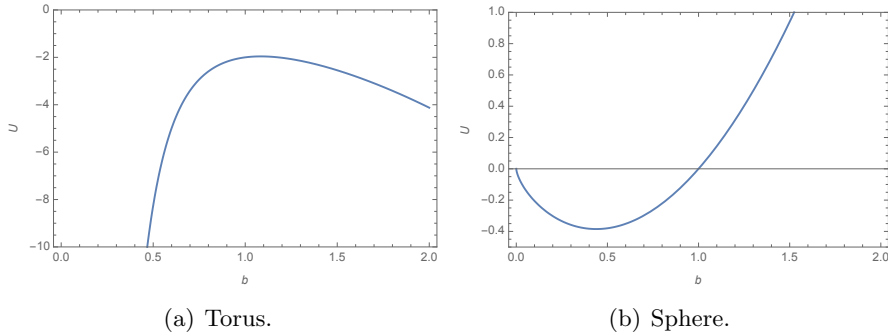


Figure 8: The effective potential $U[b]$ for the sphere and torus cases.

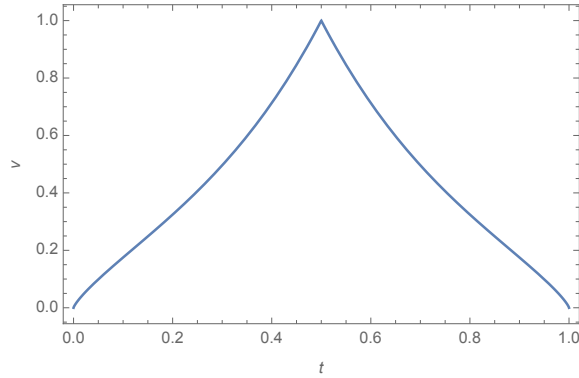


Figure 9: The classical trajectory interpolating between zero initial volume and some intermediate volume.

where we have used the values of $\mu \approx 2.86 \times 10^5$ and $\lambda \approx 3.5 \times 10^{-4}$ found in Section 4.2. We do not know the exact form of the solution except for $W[b] = 0$, but it will have the same qualitative behavior. For example, in Fig. 3, the initial volume (at $t = 0$) is below the position of the maximum of the potential and the intermediate peak volume (at $t = T/2 + 1$) lies above. The system must have total energy above the maximum value of the potential in order for the classical trajectory to even reach the intermediate point. The volume increases quickly, slows down near the maximum of the potential and then increases quickly again as it rolls over the potential hump. We do not necessarily know the value of the total energy in Fig. 3, and so the trajectory may not be exactly given by the sinh function in (21), but the trajectory nevertheless exhibits the same qualitative behavior. For example, Fig. 9 shows the classical trajectory, where the initial rise takes the form of a growing sinh function and the subsequent fall a decaying sinh (the duration and amplitude are set to 1).

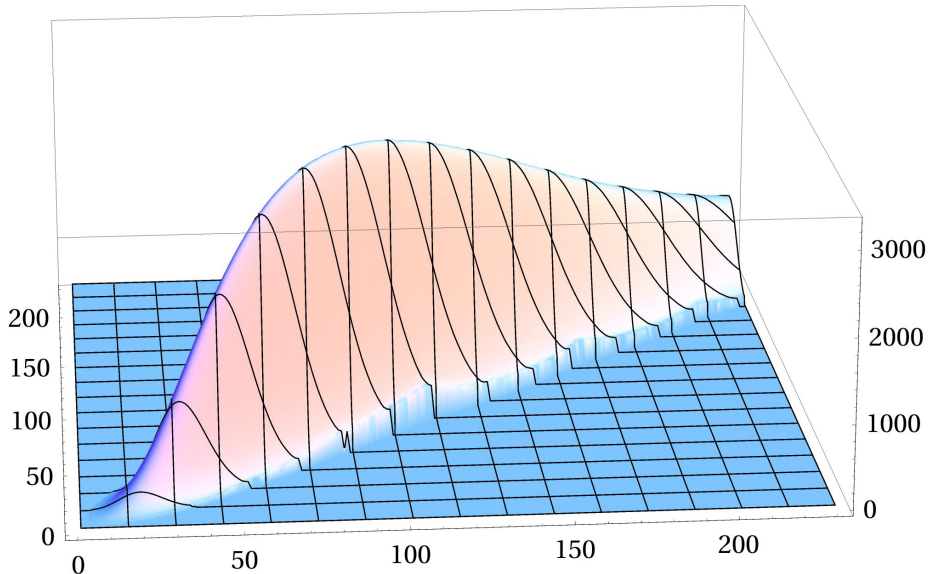


Figure 10: Visualization of the effective transfer matrix. Horizontal axes denote spatial volume n and m , respectively, and vertical axis denote value of matrix elements $\langle n|M|m \rangle$.

4 The effective transfer matrix

The so-called effective transfer matrix method allows us to measure directly the effective action. It does not involve derivatives of the action, thus reducing numerical errors, and it allows us to determine the value of λ . For details, we refer the reader to [15].

The effective transfer matrix, denoted as M , is directly related to the probability of encountering a configuration with given volume profile,

$$P^{(T)}(n_1, \dots, n_T) \propto \langle n_1|M|n_2 \rangle \langle n_2|M|n_3 \rangle \dots \langle n_T|M|n_1 \rangle. \quad (22)$$

The probability can be measured in Monte Carlo simulations simply by counting the number of tetrahedra n_t at each time slice t for each independent four-dimensional triangulation generated during the simulation. The setup is particularly easy for a system with only $T = 2$ time slices where, up to normalization, there is a simple relation between the measured probability and the matrix elements $\langle n|M|m \rangle$:

$$\langle n|M|m \rangle = \sqrt{P(n, m)}. \quad (23)$$

However, it is also possible to use larger values of T and extract the matrix elements by taking various ratios between probabilities, see [15] for details. The results reported here have used $T = 2$.

Due to the time-foliation present in the CDT formalism, CDT has by definition a transfer matrix providing us with the probability (amplitude) that the system evolves from a spatial geometry (i.e. three-dimensional triangulation $\mathcal{T}_t^{(3)}$ of a spatial slice) at time t to another spatial geometry at time $t+1$. This transfer matrix $\langle \mathcal{T}_{t+1}^{(3)} | \mathcal{M} | \mathcal{T}_t^{(3)} \rangle$ is different from $\langle n_{t+1} | M | n_t \rangle$ defined in (23) which only depends on the spatial volumes n_{t+1} of $\mathcal{T}_{t+1}^{(3)}$ and n_t of $\mathcal{T}_t^{(3)}$. A mathematically correct statement is

$$P^{(T)}(n_1, \dots, n_T) \propto \sum_{\mathcal{T}_i^{(3)}} \langle \mathcal{T}_1^{(3)} | \mathcal{M} | \mathcal{T}_2^{(3)} \rangle \langle \mathcal{T}_2^{(3)} | \mathcal{M} | \mathcal{T}_3^{(3)} \rangle \dots \langle \mathcal{T}_T^{(3)} | \mathcal{M} | \mathcal{T}_1^{(3)} \rangle, \quad (24)$$

where the summation is over all $\mathcal{T}_i^{(3)}$, $i = 1, \dots, T$ satisfying the constraint² $2N_3(\mathcal{T}_i^{(3)}) = n_i$. The matrix $\langle n_{t+1} | M | n_t \rangle$ can be thought of as an average over all matrix elements $\langle \mathcal{T}_{t+1}^{(3)} | \mathcal{M} | \mathcal{T}_t^{(3)} \rangle$ with the constraints $2N_3(\mathcal{T}_t^{(3)}) = n_t$ and $2N_3(\mathcal{T}_{t+1}^{(3)}) = n_{t+1}$. We call M the *effective transfer matrix* to distinguish it from the real transfer matrix \mathcal{M} , and the relation (22) is only an approximation and one has to check to what extent it is valid. This was done in detail in [15] and the result was that when the spatial topology was S^3 the eq. (22) was very well satisfied. We will here assume it is also the case when the spatial topology is T^3 , the validity of this assumption is discussed in Section 5.

The results to be presented below were obtained for four-dimensional CDT with spacetime topology $T^3 \times S^1$ (length of S^1 being two time steps) and the following parameters: $\kappa_0 = 2.2$, $\Delta = 0.6$, $\kappa_4 = 0.9230$. For technical convenience, a total volume fixing term $\varepsilon(n + m - \bar{c})^2$, $\varepsilon = 10^{-6}$ was added to the bare action, in contrast to the simulations reported above which were conducted for much longer length of the periodic time axis S^1 . The reason for adding this term is to ensure we can collect sufficient statistics for matrix elements $\langle n | M | m \rangle$, where m, n are located in a certain region. The effect of this volume fixing term is explicitly canceled by hand when computing the matrix elements $\langle n | M | m \rangle$ using (23). The complete matrix M is then constructed by gluing together the data obtained for different choices of \bar{c} . Here we will merge results from 16 patches (simulations) which differ in the value of \bar{c} in a range from 100 to 10000. The measured effective transfer matrix is presented in Fig. 10.

Further, we determine the so-called effective Lagrangian $L(n, m)$ associated to the effective transfer matrix, defined by

$$\langle n | M | m \rangle = e^{-L(n, m)}, \quad S[\{n_t\}] = \sum_t L(n_t, n_{t+1}). \quad (25)$$

² $N_3(\mathcal{T}_t^{(3)})$ denotes the number of tetrahedra in the three-dimensional triangulation $\mathcal{T}_t^{(3)}$. Recall that by convention we have multiplied this number by 2 to obtain n_t .

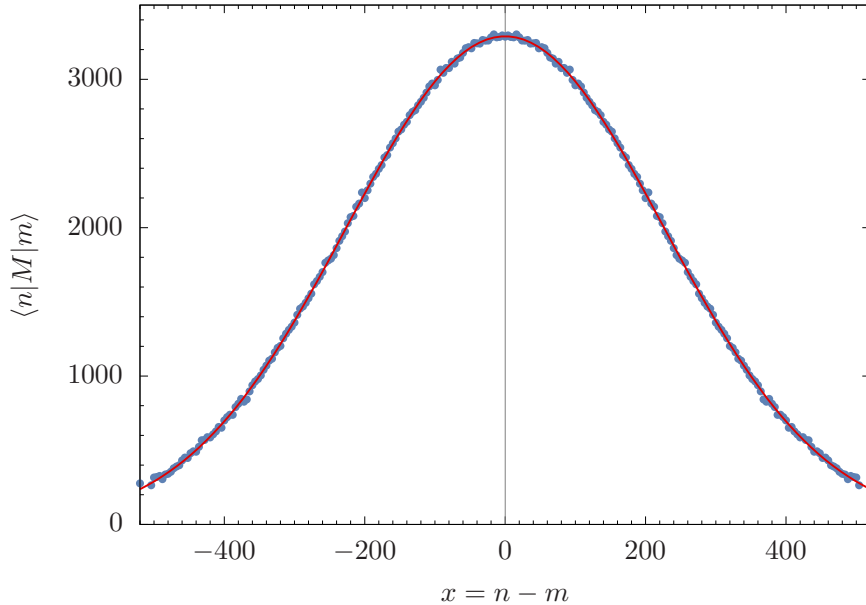


Figure 11: Cross-diagonal of the transfer matrix for $c = n + m = 4000$. It matches a Gaussian function $\mathcal{N}(c) e^{-x^2/f(c)}$.

To the extent that (22) is valid, the $S[\{n_t\}]$ defined in (25) will produce the correct probabilities and thus act as an effective action which can be compared to the effective action (12) obtained via the covariance matrix method discussed in Section 2.

There is a significant difference between the effective transfer matrices obtained for toroidal and spherical topologies. In the spherical case we observed strong discretization effects when the spatial volume was small. We do not observe similar effects in the toroidal case. The concave shape shown in Fig. 10 explains why a volume profile can be localized around some average value, in contrast to the spherical case where one needed to fix the spacetime volume during the simulations in order to create a non-trivial volume profile. We will discuss the reason for this difference below.

4.1 The kinetic term

We can determine the kinetic part of the effective Lagrangian $L(n, , m)$, i.e. the part of $L(n, m)$ which depends on the difference $n - m$, by analyzing cross-diagonals of the transfer matrix $\langle n|M|m\rangle$ for which $c = n + m$ is constant. An example of such a cross section for $n + m = 4000$ is shown in Fig. 11. The plot confirms that for constant $c = n + m$ the transfer matrix as a function of $x = n - m$ is given with high accuracy by a Gaussian

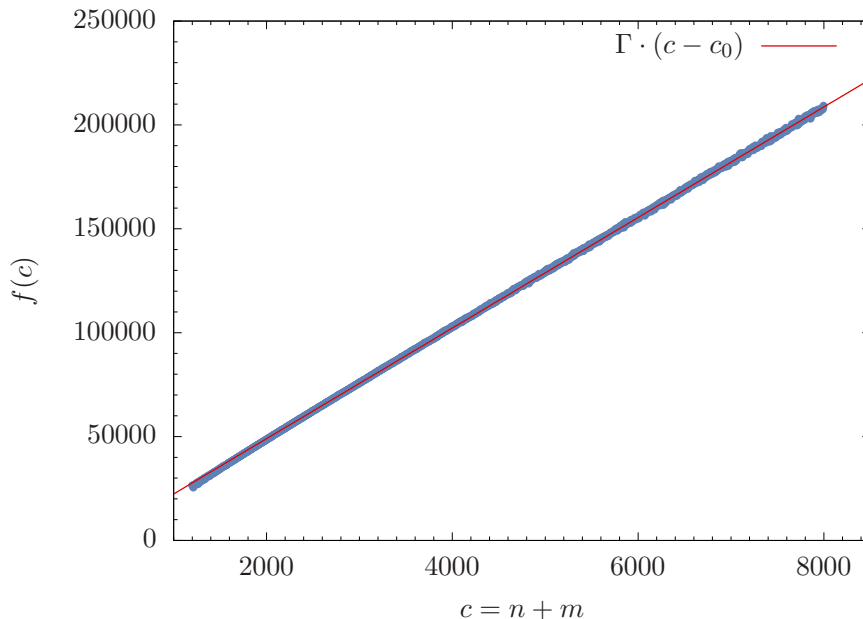


Figure 12: Plot of the kinetic term $f(c)$ extracted by fitting a Gaussian function $\mathcal{N}(c) e^{-x^2/f(c)}$ to $\langle n = \frac{c+x}{2} | M | m = \frac{c-x}{2} \rangle$ matrix elements for various values of $c = n + m$ (blue dots) and a linear fit (red line).

distribution. Such a distribution suggests that the transfer matrix elements are described by the formula

$$\langle n | M | m \rangle = e^{-\frac{(n-m)^2}{f(n+m)} - U(n+m)}, \quad (26)$$

where $f(c)$ is some function which depends only on the sum $c = n + m$. The kinetic term $f(c)$ is determined by fitting a Gaussian function $\mathcal{N}(c) e^{-x^2/f(c)}$ to $\langle n = \frac{c+x}{2} | M | m = \frac{c-x}{2} \rangle$ matrix elements for various values of c . A plot of the function $f(c)$ is shown in Fig. 12. It is perfectly well approximated by a linear fit,

$$f(c) = \Gamma(c - c_0), \quad \Gamma = 26.61, \quad c_0 = 159.1,$$

which is in agreement with the results obtained in Section 2.1, except for the value c_0 , which is in both cases small compared to $n + m$, and thus not so well determined.

4.2 The potential term

The potential $U(c)$ can be extracted from the diagonal elements of the transfer matrix. For $n = m$ the kinetic term gives no contribution and the transfer

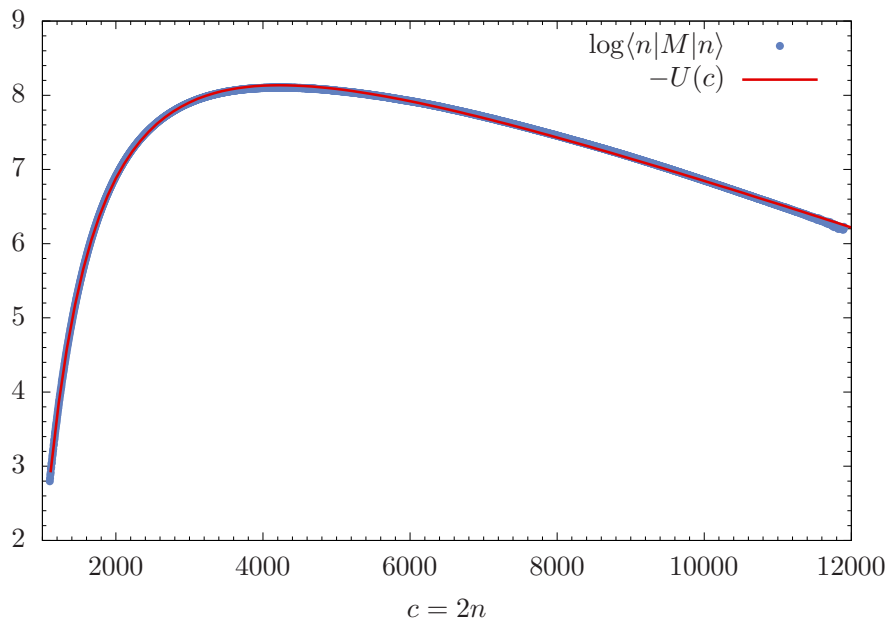


Figure 13: Logarithm of the transfer matrix diagonal $\langle n|M|n\rangle$ measured via the normalization factor of the Gaussian fit of the cross-diagonals (blue dots) and power-law (red line) fit of the potential $U(c)$.

matrix elements depend only on the potential,

$$U(c) = -\log\langle n|M|n\rangle = L(n, n), \quad c = 2n.$$

Instead of directly using the diagonal elements of matrix M to determine $U(c)$, another method can be used which significantly reduces statistical errors. In the previous subsection it was noted that a Gaussian function (26) fits perfectly to the cross-diagonals of M . Since the fit depends on all points of the cross-diagonal, the normalization factor $\mathcal{N}(c) = e^{-U(c)}$ gives a much more accurate estimation of the potential term.

The extracted potential $U(c)$ together with a power-law model is shown in Fig. 13. The red line shows the best fit power-law function,

$$U(c) = A + \lambda c + \mu c^\gamma = A + 0.00035 c + \left(\frac{c}{4132}\right)^{-1.509}. \quad (27)$$

The model fits well the empirical data, with the exponent very close to $\gamma = -\frac{3}{2}$, which is in agreement with the results obtained using the covariance matrix, as reported in Section 2.2. We tried fitting several functional forms including a logarithmic function, but none of them was as accurate as the fit (27). The value of the exponent γ depends on the fit range, and varies from

−1.1 to −1.6 which suggest that a power-law behavior is merely a leading order approximation of some more general function.

4.3 The effective action

Based on the previous results we can state that the effective discrete Lagrangian is well approximated by the following formula:

$$L(n, m) = \frac{(n - m)^2}{\Gamma(n + m - c_0)} + \mu(n + m)^\gamma + \lambda(n + m). \quad (28)$$

However, by studying the diagonal itself we cannot distinguish between the following two versions of the potential, $\mu(n + m)^\gamma$ and $\mu(n^\gamma + m^\gamma)$. In the latter case, which was used in section 2, the transfer matrix elements are given by

$$L(n, m) = \frac{(n - m)^2}{\Gamma(n + m - c_0)} + \mu(n^\gamma + m^\gamma) + \lambda(n + m). \quad (29)$$

To decide which form of the potential is more suitable, we compare the models (28) and (29) with the total effective transfer matrix and calculate the fit goodness

$$E = \sum_{n,m} \left(\langle n|M|m \rangle - e^{-L(n,m)} \right)^2 / \sum_{n,m} \langle n|M|m \rangle^2,$$

where the sum is over all measured elements of the transfer matrix and $L(n, m)$ is the considered model. The two models give very comparable results. The best fit of model (28) gives $\Gamma = 26.86$, $c_0 = 182.4$, $\gamma = -1.49945$, $\mu = 4178^{-\gamma}$, $\lambda = 3.47 \cdot 10^{-4}$, $E = 0.55 \cdot 10^{-3}$, the second model (29) gives $\Gamma = 26.22$, $c_0 = -6.75$, $\gamma = -1.44757$, $\mu = 1328^{-\gamma}$, $\lambda = 3.47 \cdot 10^{-4}$, $E = 0.46 \cdot 10^{-3}$. The latter version has slightly smaller deviation E but nothing which can serve as a motivation to prefer (29) to (28).

To summarize: measurement of the effective transfer matrix for the toroidal spatial topology within phase C_{dS} of four-dimensional CDT ($\kappa_0 = 2.2$, $\Delta = 0.6$, $\kappa_4 = 0.9230$, $T = 2$) shows that the transfer matrix elements are quite precisely expressed by the following formula

$$\langle n|M|m \rangle = e^{-\left[\frac{(n-m)^2}{\Gamma(n+m-c_0)} + \mu(n+m)^{-3/2} + \lambda(n+m) \right]}. \quad (30)$$

5 Checks of the effective matrix model

In Sections 2 and 3 we studied the effective action extracted from the covariance matrix for spatial volumes obtained from CDT simulations with toroidal topology and $T = 40$ time slices. In Section 4 the empirical transfer

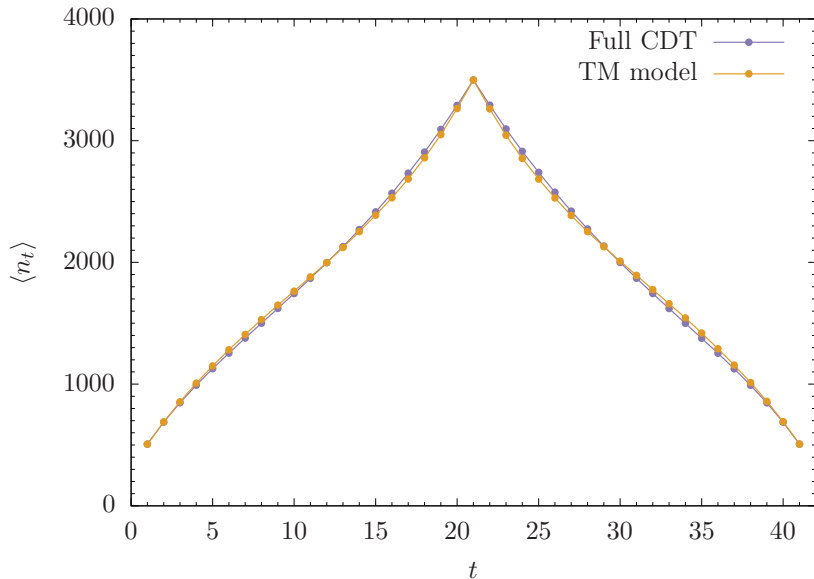


Figure 14: Average volume profile $\langle n_t \rangle$ obtained for the full CDT model and using the effective transfer matrix model.

matrix, measured for $T = 2$ time slices, was used to extract the effective action. Here, we check if the decomposition (22)

$$P^{(T)}(n_1, \dots, n_T) \propto \langle n_1 | M | n_2 \rangle \langle n_2 | M | n_3 \rangle \dots \langle n_T | M | n_1 \rangle$$

can reproduce the full CDT results for an arbitrary number of slices T , and thus verify whether the effective transfer matrix approach is legitimate. We reduce the problem to the, so called, balls-in-boxes model [20], where the only dynamical degrees of freedom are spatial volumes n_t . The procedure is as follows: we use the effective transfer matrix M measured in Section 4 for $T = 2$ to generate spatial volume profiles with $T = 40$ time slices. To make the setup identical to CDT simulations, the same volume fixing terms as in (10) are included. Using the Metropolis algorithm a large set of volume distributions $\{n_t\}$ is generated according to probability (22). Further, we calculate the average volume profile $\langle n_t \rangle$ and the amplitude of volume fluctuations $\Delta n_t = \sqrt{\langle (n_t - \bar{n}_t)^2 \rangle}$, and compare it with the results of the full CDT model with $T = 40$.

A plot of the average volume profile $\langle n_t \rangle$ is shown in Fig. 14. The yellow curve was obtained from the balls-in-boxes model (22) based on the the effective transfer matrix M measured in four-dimensional CDT simulations with spacetime topology $T^3 \times S^1$ and $T = 2$ time steps and the following parameters: $\kappa_0 = 2.2$, $\Delta = 0.6$, $\kappa_4 = 0.9230$. The blue curve, which is the same as in Fig. 3, plots $\langle n_t \rangle$ measured in full CDT simulations with

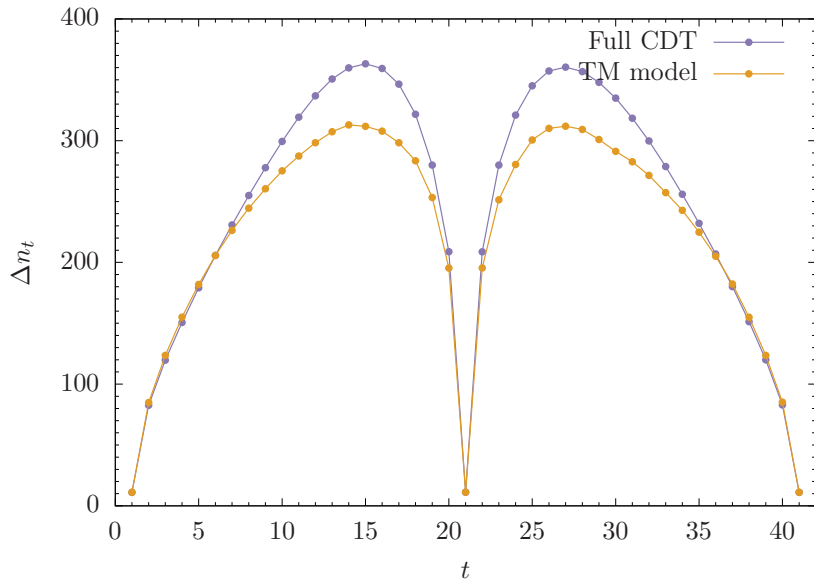


Figure 15: Amplitude of fluctuations of the spatial volume Δn_t obtained for the full CDT model and using the effective transfer matrix model.

$T = 40$ time steps for the same values of bare coupling constants κ_0 and Δ , but slightly different $\kappa_4 = 0.9225$. The two curves overlap almost exactly. However, one should note that if in the balls-in-boxes simulations one used the effective transfer matrix M measured for $\kappa_4 = 0.9225$, i.e. exactly the same as in the full-CDT simulations, one would obtain a "bulgy" volume profile $\langle n_t \rangle$ which would not reproduce the full CDT results. The amplitude of spatial volume fluctuations Δn_t for the balls-in-boxes model (yellow curve, $\kappa_4 = 0.9230$) and the full CDT model (blue curve, $\kappa_4 = 0.9225$) is shown in Fig. 15. Although the two curves are similar, the discrepancy cannot be removed simply by tuning only κ_4 .

The results for the effective transfer matrix approach and the full CDT model are qualitatively equivalent, but the small discrepancy suggests that the effective transfer matrix M depends on the number of spatial slices T . Probably, it can be levelled by introducing a dependence of bare coupling constants on T . We have shown that a slight change of κ_4 recovers the average volume profile. Failure to exactly reproduce the full CDT results using an effective description via spatial volumes n_t implies that some perturbations propagate through the geometrical structure of spatial slices and introduce long-range correlations which cannot be neglected. The reason why a disagreement between the effective transfer matrix model and the full CDT model is more pronounced in the toroidal case than in the spherical case [15], might be due to the lack of a semiclassical potential term in the

effective action. Such a potential $\propto n_t^{1/3}$ is predicted by the minisuperspace model in the spherical case due to non-vanishing curvature of the spherical minisuperspace solution, and it is not present in the toroidal case where the minisuperspace reduction yields a flat spacetime. In the spherical case, the minisuperspace reduction outlines a leading behaviour of spatial volumes and their internal structure is less visible in the effective description.

6 Discussion

In CDT one chooses by hand the topology of space and insists on a time-foliation. One Wick rotates spacetime to Euclidean signature in order to make Monte Carlo simulations possible, and imposes periodic boundary conditions in Wick-rotated time for convenience in the simulations. The bare action used is the standard Regge action. Extensive studies have been performed in the case where the topology of space was $\Sigma = S^3$ and a clear picture emerges if one only looks at spatial volume as a function of the foliation time: there is a background spatial volume profile \bar{n}_t around which there are well defined quantum fluctuations. The background profile, as well as the quantum fluctuations are well described by an effective minisuperspace action. In contrast to the standard minisuperspace action, this one is not obtained by imposing strict symmetries on the metric field, i.e. by demanding that possible fluctuations of the geometries depend only on the scale factor $a(t) \propto n_t^{1/3}$, but is rather obtained by integrating out other degrees of freedom in a full lattice model with no geometric symmetries except from spatial topology imposed. Although it superficially appears similar to the standard minisuperspace action, it is in fact radically different, since the “kinetic” term has opposite sign compared to the standard minisuperspace reduction. Thus the entropy of configurations, i.e. the measure of the path integral, plays an important role as it dynamically corrects the wrong sign of the minisuperspace action.¹ For the spherical topology of spatial slices the form of the effective action was as follows

$$S^{\Sigma=S^3}[\{n_t\}] = \sum_t \left[\frac{1}{\Gamma} \frac{(n_{t+1} - n_t)^2}{n_{t+1} + n_t} + \alpha n_t^{1/3} + \mu n_t^\gamma - \lambda n_t \right]. \quad (31)$$

The term $n_t^{1/3}$ was interpreted as being the equivalent of the classical term present in the ordinary minisuperspace action while the term n_t^γ was generated by quantum corrections. For the spherical case this term could not be reliably determined due to its sub-leading character.

If the spatial topology is that of $\Sigma = T^3$ the situation is somewhat different. The geometry fluctuates around a different semiclassical background. One can again try to determine the effective action which describes the volume profile and its fluctuations and to compare it with the minisuperspace

reduction for a regular torus. In this article we have done this in two different ways, 1/ by using the measured volume-volume covariance matrix and 2/ by measuring the effective transfer matrix. The results agree within the statistical errors of the measurements. One finds that

$$S^{\Sigma=T^3}[\{n_t\}] = \sum_t \left[\frac{1}{\Gamma} \frac{(n_{t+1} - n_t)^2}{n_{t+1} + n_t} + \mu n_t^\gamma + \lambda n_t \right]. \quad (32)$$

The dominant term (from a numerical point of view) in both (31) and (32) is the kinetic term. Both terms have the same form and also the coefficient Γ agrees. We conjecture that this term most likely is universal in CDT, independent of the spatial topology chosen.³ In the toroidal case there is no “classical” $n_t^{1/3}$ term. This is in agreement with the minisuperspace reduction as such a term observed in spherical case was classically due to positive curvature of the sphere and it should not be present for a (flat) geometry of a torus. In the case of the sphere it was difficult to determine in a reliable way the quantum correction term n_t^γ because it was subdominant compared to the term $n_t^{1/3}$. However, for the torus, where this term is absent, we can actually determine a correction term. We find that γ is close to the value $-3/2$, but there are indications that such a power law is only an approximation to a more complicated function. Presently we have no simple explanation for this quantum correction even if the power law should turn out to be exactly $-3/2$. Also, we do not know if this term is universal independent of the spatial topology chosen since, as mentioned, we have not been able to determine it in the spherical case.

In summary, CDT provides a theory of fluctuating four-dimensional geometries which, if we only look at the scale factor, allows a description in terms of a minisuperspace action which has the kinetic and potential terms one would expect for the given spatial topology. It is quite intriguing that a simple minisuperspace reduction seems to explain spatial volume data of a system with no geometric symmetries put in by hand so well even for very small “universes” dominated by quantum fluctuations.⁴ This observation can shade some light in favour for a validity of spatially isotropic and homogenous models commonly used in cosmology. In the case of the torus studied here, since the classical potential term is absent, we could also observe a quantum correction term. It would be interesting if it could be also obtained by analytic calculations.

Acknowledgements

A.G. acknowledges support by the National Science Centre, Poland under Grant No. 2015/17/D/ST2/03479. J.A. and K.G. acknowledge the sup-

³Similar kinetic term was also observed for a two- and three-dimensional CDT.

⁴Estimated radius of a typical CDT “universe” is of the order of a few Planck lengths.

port by the ERC-Advance grant 291092, “Exploring the Quantum Universe” (EQU). The research of J.A. was supported in part by Perimeter Institute of Theoretical Physics. Research of the Perimeter Institute is supported by the Government of Canada and by the Province of Ontario. J.G-S. and J.J. wish to acknowledge the support of the grant DEC-2012/06/A/ST2/00389 from the National Science Centre, Poland.

References

- [1] Gerard 't Hooft and M.J.G. Veltman, *Annales Poincare Phys.Theor.*, **A20**:69–94, 1974.
Marc H. Goroff and Augusto Sagnotti, *Nucl.Phys.*, **B266**:709, 1986.
- [2] S. Weinberg, in *General Relativity: Einstein Centenary Survey*, eds. S.W. Hawking and W. Israel (Cambridge University Press, Cambridge, UK, 1979) 790-831.
- [3] H. Kawai and M. Ninomiya, *Nucl. Phys. B* **336** (1990) 115.
H. Kawai, Y. Kitazawa and M. Ninomiya, *Nucl. Phys. B* **393** (1993) 280-300 [hep-th/9206081]; *Nucl. Phys. B* **404** (1993) 684-716 [hep-th/9303123]; *Nucl. Phys. B* **467** (1996) 313-331 [hep-th/9511217].
T. Aida, Y. Kitazawa, H. Kawai and M. Ninomiya, *Nucl. Phys. B* **427** (1994) 158-180 [hep-th/9404171].
- [4] M. Reuter, *Phys. Rev. D* **57** (1998) 971-985 [hep-th/9605030].
A. Codello, R. Percacci and C. Rahmede, *Annals Phys.* **324** (2009) 414 [arXiv:0805.2909, hep-th].
M. Reuter and F. Saueressig, [arXiv:0708.1317, hep-th].
M. Niedermaier and M. Reuter, *Living Rev. Rel.* **9** (2006) 5.
D.F. Litim, *Phys. Rev. Lett.* **92** (2004) 201301 [hep-th/0312114].
- [5] F. David, *Nucl. Phys. B* **257**, 45 (1985); *Nucl. Phys. B* **257**, 543 (1985).
A. Billoire and F. David, *Nucl. Phys. B* **275**, 617 (1986).
V. A. Kazakov, A. A. Migdal and I. K. Kostov, *Phys. Lett. B* **157**, 295 (1985); *Nucl. Phys. B* **275**, 641 (1986).
J. Ambjorn, B. Durhuus and J. Frohlich, *Nucl. Phys. B* **257**, 433 (1985); *Nucl. Phys. B* **275**, 161 (1986).
J. Ambjorn, B. Durhuus, J. Frohlich and P. Orland, *Nucl. Phys. B* **270**, 457 (1986).
J. Jurkiewicz, A. Krzywicki and B. Petersson, *Phys. Lett. B* **177**, 89 (1986); *Phys. Lett. B* **168**, 273 (1986).
F. David, J. Jurkiewicz, A. Krzywicki and B. Petersson, *Nucl. Phys. B* **290**, 218 (1987).

- [6] J. Ambjorn, J. Jurkiewicz, Phys. Lett. **B278** (1992) 42.
M. E. Agishtein and A. A. Migdal, Mod. Phys. Lett. A **7** (1992) 1039;
Nucl. Phys. B **385** (1992) 395.
- [7] P. Di Francesco, P. H. Ginsparg and J. Zinn-Justin, Phys. Rept. **254**
(1995) 1
- [8] J. Ambjorn, B. Durhuus and T. Jonsson, *Quantum geometry. A statistical field theory approach*, Cambridge (UK) Univ. Press (1997).
- [9] J. Ambjørn, J. Jurkiewicz and R. Loll, Nucl. Phys. B **610** (2001) 347
[hep-th/0105267].
J. Ambjørn, J. Jurkiewicz and R. Loll, Phys. Rev. D **72** (2005) 064014
[hep-th/0505154].
J. Ambjørn, J. Jurkiewicz and R. Loll, Phys. Rev. Lett. **93** (2004) 131301
[hep-th/0404156].
J. Ambjørn, A. Görlich, J. Jurkiewicz and R. Loll, Phys. Rev. D **78**
(2008) 063544 [arXiv:0807.4481, hep-th];
Phys. Rev. Lett. **100** (2008) 091304 [arXiv:0712.2485, hep-th].
- [10] J. Ambjørn, A. Görlich, J. Jurkiewicz and R. Loll, Phys. Rept. **519**
(2012) 127 [arXiv:1203.3591, hep-th].
- [11] J. Ambjorn, A. Görlich, J. Jurkiewicz, A. Kreienbuehl and R. Loll,
Class. Quant. Grav. **31** (2014) 165003 [arXiv:1405.4585 [hep-th]].
- [12] T. Regge, Nuovo Cim. **19** (1961) 558.
- [13] J. Ambjorn, J. Gizbert-Studnicki, A. Görlich, J. Jurkiewicz, N. Klitgaard and R. Loll, Eur. Phys. J. C **77** (2017) no.3, 152, [arXiv:1610.05245 [hep-th]].
J. Ambjorn, D. Coumbe, J. Gizbert-Studnicki and J. Jurkiewicz, Phys. Rev. D **93** (2016) no.10, 104032, [arXiv:1603.02076 [hep-th]].
- [14] J. Ambjorn, Z. Drogosz, J. Gizbert-Studnicki, A. Görlich, J. Jurkiewicz and D. Nemeth, Phys. Rev. D **94** (2016) no.4, 044010, [arXiv:1604.08786 [hep-th]].
- [15] J. Ambjorn, J. Gizbert-Studnicki, A. Görlich and J. Jurkiewicz, JHEP **1406** (2014) 034 [arXiv:1403.5940 [hep-th]]; [JHEP **1209** (2012) 017] [arXiv:1205.3791 [hep-th]].
- [16] J. Ambjorn, A. Gorlich, J. Jurkiewicz, R. Loll, J. Gizbert-Studnicki and T. Trześniewski, Nucl. Phys. B **849** (2011) 144 [arXiv:1102.3929 [hep-th]].
- [17] A. Dasgupta and R. Loll, Nucl. Phys. B **606** (2001) 357 [hep-th/0103186].

- [18] P. Hořava, Phys. Rev. D **79** (2009) 084008 [arXiv:0901.3775, hep-th].
P. Hořava and C.M. Melby-Thompson, Phys. Rev. D **82** (2010) 064027 [arXiv:1007.2410, hep-th].
- [19] J. Ambjorn, A. Gorlich, S. Jordan, J. Jurkiewicz and R. Loll, Phys. Lett. B **690** (2010) 413, [arXiv:1002.3298 [hep-th]].
J. Ambjorn, S. Jordan, J. Jurkiewicz and R. Loll, Phys. Rev. Lett. **107** (2011) 211303, [arXiv:1108.3932 [hep-th]]; Phys. Rev. D **85** (2012) 124044 [arXiv:1205.1229 [hep-th]].
- [20] P. Bialas, Z. Burda and D. Johnston, Nucl. Phys. B **493** (1997) 505;
L. Bogacz, Z. Burda and B. Waclaw, Phys. Rev. D **86** (2012) 104015 [arXiv:1204.1356 [hep-th]].