

Charm physics at BESIII

P. Weidenkaff^a

on behalf of the BESIII collaboration

*Institut für Kernphysik, Johann-Joachim-Becher-Weg 45,
55128 Mainz, Germany*

The study of mesons and baryons which contain at least one charm quark is referred to as open charm physics. It offers the possibility to study up-type quark transitions. Since the c quark can not be treated in any mass limit, theoretical predictions are difficult and experimental input is crucial. BESIII collected large data samples of e^+e^- collisions at several charm thresholds. The at-threshold decay topology offers special opportunities to study open charm decays. We present a selection of recent BESIII results. Branching fractions and the D_s^+ decay constant are measured using the leptonic decays to $\mu^+\nu$ and $\tau^+\nu$. From a data sample of 0.482 fb^{-1} collected at the $D_s^+D_s^-$ threshold we measure $f_{D_s^+} = (241 \pm 16.3\text{ (stat.)} \pm 6.6\text{ (sys.)})\text{ MeV}$. BESIII recently found preliminary evidence of the decay $D^+ \rightarrow \tau^+\nu_\tau$ and with a significance larger than 4σ using 2.81 fb^{-1} of data at the $D^0\bar{D}^0$ threshold. Using the sample data the decay $D^0 \rightarrow K_{S/L}^0\pi^0(\pi^0)$ is analysed. The branching fractions are measured and using the CP eigenstates $K_{S/L}^0\pi^0$ the D^0 mixing parameter $y_{CP} = (0.98 \pm 2.43)\%$ is measured.

1 Introduction

The BESIII experiment is located at the Institute of High Energy Physics in Beijing. Symmetric e^+e^- collisions from Beijing Electron-Positron Collider (BEPCII) in an energy range between 2.0 GeV and 4.6 GeV are analyzed. The maximum luminosity of BEPCII of $1 \times 10^{33}\text{ cm}^{-2}\text{ s}^{-1}$ at $\sqrt{s} = 3.773\text{ GeV}$ were surpassed in April 2016.

The detector measures charged track momenta with a relative precision of 0.5% ($@1.0\text{ GeV}/c$) using a multi-wire drift chamber in a 1 T magnetic field. Electromagnetic showers are measured in a caesium iodide calorimeter with a relative precision of 2.5% ($@1.0\text{ GeV}$) and a good particle identification is achieved by combining information from energy loss in the drift chamber, from the time-of-flight system and from the calorimeter. Muons can be identified using 9 layers of resistive plate chambers integrated in the magnet return yoke. Details are provided elsewhere¹. BESIII has collected large data samples in the tau-charm region. The interesting samples for the study of charmed hadrons are usually at a center-of-mass energy close to a threshold. The samples of interest for the analyses described in the following were recorded at the $D^0\bar{D}^0/D^+D^-$ threshold ($\sqrt{s} = 3.773\text{ GeV}$) and at the $D_s^+D_s^-$ threshold ($\sqrt{s} = 4.009\text{ GeV}$). Integrated luminosities of 2.81 fb^{-1} and 0.482 fb^{-1} were recorded, respectively.

The at-threshold decay topology at a center-of-mass energy of 3.773 GeV is illustrated in figure 1. A pair of mesons is produced and it is possible to conclude from the decay of one meson (so-called tag meson) properties of the second decay. For instance in case of neutral D decays the flavour or the CP quantum numbers of the signal decay can be measured, even if the signal final state does not provide this information. In case of charged D decays the

^aweidenka@uni-mainz.de

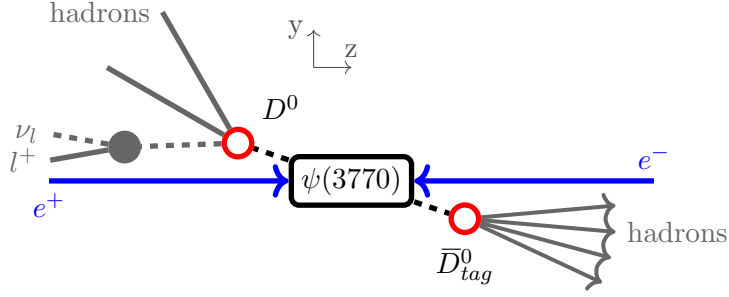


Figure 1. $\psi(3770)$ decay topology in the $\psi(3770)$ rest frame. An undetected particle track can be reconstructed using the constrained kinematics of the decay. Typical tag modes for CP and flavour eigenstates are listed.

reconstruction of both decays is used to reduce the background and furthermore if undetected particles are involved in the signal decay the four momenta of those can be reconstructed. In particular the study of leptonic and semi-leptonic decays benefits from this. The reconstruction of both decays in each event is referred to as double tag technique.

In the following we present the measurements of the D_s^+ decay constant (section 2.1), first evidence of the decay $D^+ \rightarrow \tau\nu_\tau$ (section 2.2) and the analysis of the decay $D^0 \rightarrow K_{S/L}^0\pi^0(\pi^0)$ (section 3).

2 Pure leptonic $D_{s(d)}^+$ decays

The pure leptonic decay of charged $D_{s(d)}$ mesons proceeds via the annihilation of c and \bar{s} (\bar{d}) to a virtual W^\pm boson and its decay to $l^+\nu_l$. The decay rate can be parametrized as:

$$\Gamma(D_{s(d)} \rightarrow l^+\nu_l) = \frac{G_F^2}{8\pi} f_{D_{s(d)}}^2 m_l^2 m_{D_{s(d)}} \left(1 - \frac{m_l^2}{m_{D_{s(d)}}^2}\right)^2 |V_{cs(d)}|^2. \quad (1)$$

With the Fermi constant G_F , the lepton mass m_l , the corresponding CKM matrix element $|V_{cs(d)}|^2$, the $D_{s(d)}$ mass $m_{D_{s(d)}}$ and the decay constant $f_{D_{s(d)}}^2$. The decay constant parametrizes the QCD effects on the decay. From the measurement of the decay width $\Gamma(D_{s(d)} \rightarrow l^+\nu_l)$ the decay constant $f_{D_{s(d)}}^2$ can be extracted.

The branching fraction can be measured via the previously described double tag technique. In each event the tag decay is reconstructed via numerous decay channels. The number of events that contain a tag candidate is denoted by N_{tag} . Among those events the signal decay is reconstructed and the number of events that contain a tag decay and a signal decay is denoted by $N_{\text{sig,tag}}$. The branching fraction is given by:

$$\mathcal{B}(D_{s(d)} \rightarrow l^+\nu_l) = \frac{N_{\text{sig,tag}}}{\epsilon_{\text{sig,tag}}} \times \frac{\epsilon_{\text{tag}}}{N_{\text{tag}}}. \quad (2)$$

The efficiencies for reconstruction and selection ϵ_i are obtained from simulation. Since the final state contains a neutrino which is not detected the signal yield is determined using the missing mass:

$$MM^2 = \frac{(E_{\text{beam}} - E_\mu)^2}{c^4} - \frac{(-\vec{p}_{D_{s(d)}} - \vec{p}_{\mu^+})^2}{c^2}. \quad (3)$$

The beam energy is denoted by E_{beam} and the reconstructed momentum of the tag $D_{s(d)}$ decay candidate by $\vec{p}_{D_{s(d)}}$.

2.1 $D_s^+ \rightarrow \mu^+\nu_\mu$ and $D_s^+ \rightarrow \tau^+\nu_\tau$

The distribution of MM^2 of $D_s^+ \rightarrow \mu^+\nu_\mu$ and $D_s^+ \rightarrow \tau^+\nu_\tau$ is shown in figure 2. The τ^+ is reconstructed via its decay to $\pi^+\bar{\nu}_\tau$. The yield is determined via a simultaneous fit to signal and sideband regions whereas the sideband regions are defined in the \bar{D}_s^+ mass spectrum of the tag candidate. The $\mu^+\nu_\mu$ signal is shown as red dotted curve and the $\tau^+\nu_\tau$ signal as black dot-dashed curve. Background from misreconstructed tag D_s^+ decays and background from non- $D_s^+D_s^-$ events is shown as green short dashed and violet long dashed curve, respectively. Within a sample of 15127 ± 321 events which contain a tag candidate we find 69.3 ± 9.3 $D_s^+ \rightarrow \mu^+\nu_\mu$ decays and 32.5 ± 4.3 $D_s^+ \rightarrow \tau^+\nu_\tau$ decays. In the fitting procedure the ratio of $D_s^+ \rightarrow \mu^+\nu_\mu$ to $D_s^+ \rightarrow \tau^+\nu_\tau$ was constraint to its Standard model prediction. The yields are corrected for radiative effects and we obtain:

$$\begin{aligned} \mathcal{B}(D_s^+ \rightarrow \mu^+\nu_\mu) &= (0.495 \pm 0.067 \text{ (stat.)} \pm 0.026 \text{ (sys.)}) \% \\ \mathcal{B}(D_s^+ \rightarrow \tau^+\nu_\tau) &= (4.83 \pm 0.65 \text{ (stat.)} \pm 0.26 \text{ (sys.)}) \% \end{aligned} \quad (4)$$

The branching fractions $\mathcal{B}(D_s^+ \rightarrow \mu^+\nu_\mu)$ and $\mathcal{B}(D_s^+ \rightarrow \tau^+\nu_\tau)$ are consistent with the world average within 1 and 1.5 standard deviations, respectively. Furthermore, the branching fractions are consistently determined using a fitting method which does not rely on the ratio of $D_s^+ \rightarrow \mu^+\nu_\mu$ to $D_s^+ \rightarrow \tau^+\nu_\tau$. For further details we refer to².

Using $\mathcal{B}(D_s^+ \rightarrow \mu^+\nu_\mu)$ the decay constant $f_{D_s^+}$ is determined using eq. (1):

$$f_{D_s^+} = (241.0 \pm 16.3 \text{ (stat.)} \pm 6.5 \text{ (sys.)}) \text{ MeV}. \quad (5)$$

The CKM matrix element $|V_{cd}| = 0.97425 \pm 0.00022$ ³ and the D_s^+ lifetime³ is used. A good agreement with LQCD calculations is found. Result are published in²

2.2 $D^+ \rightarrow \tau^+\nu_\tau$

The MM^2 distribution of $D^+ \rightarrow \tau^+\nu_\tau$ is shown in figure 3. The most severe background to the signal channel is $\mu^+\nu_\mu$. To distinguish signal and background in a fitting procedure we use the difference in energy deposit of pions and muons in the electromagnetic calorimeter (EMC). We split the sample into events with an energy deposit larger and sample 300 MeV. As shown in figure 3(b) above 300 MeV the number of $\mu^+\nu_\mu$ events is reduced compared to the number of $\tau^+\nu_\tau$ events.

We obtain a preliminary signal yield of (137 ± 27) events. The significance of the signal is larger than 4σ . The preliminary branching fraction is given by:

$$\mathcal{B}(D^+ \rightarrow \tau^+\nu_\tau) = (1.20 \pm 0.24) \times 10^{-3}. \quad (6)$$

Furthermore, we extract the ratio of $\tau^+\nu_\tau$ to $\mu^+\nu_\mu$ decays:

$$R := \frac{\Gamma(D^+ \rightarrow \tau^+\nu_\tau)}{\Gamma(D^+ \rightarrow \mu^+\nu_\mu)} = 3.21 \pm 0.64. \quad (7)$$

The result is consistent with the Standard Model prediction.

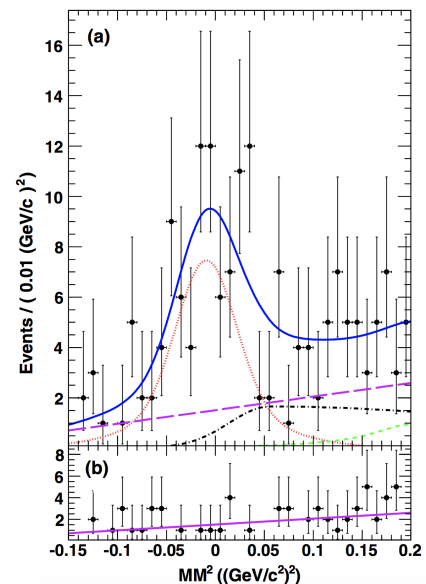


Figure 2. MM^2 distribution of $D_s^+ \rightarrow \mu^+\nu_\mu$ and $D_s^+ \rightarrow \tau^+\nu_\tau$. Signal (a) and sideband (b) regions are shown.

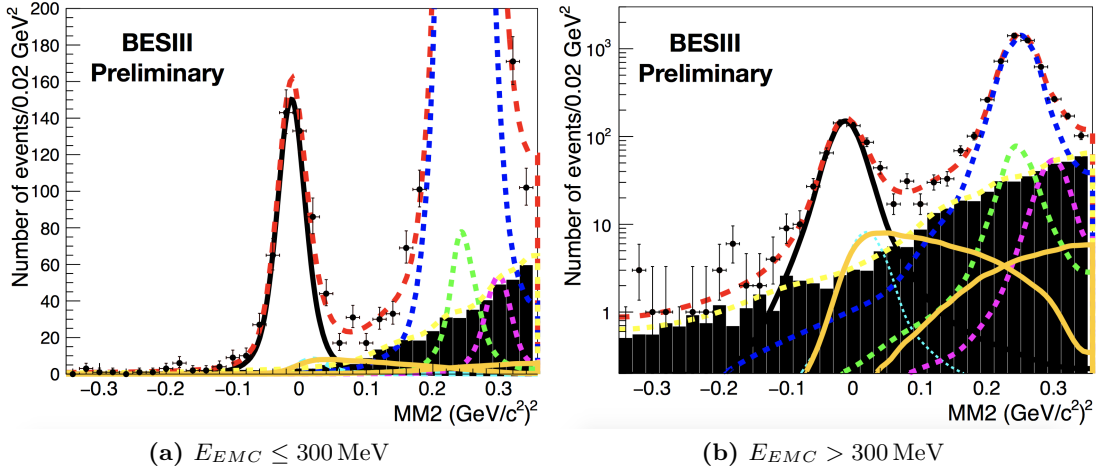


Figure 3. MM^2 distribution for the decay $D^+ \rightarrow \tau^+ \nu_\tau$. The signal is shown as solid orange line. Background comes mainly from D^+ decays to $\mu^+ \nu_\mu$ (solid black) and to $\pi^+ K_L^0$ (dashed blue).

3 Analysis of the decay $D^0 \rightarrow K_{S/L}^0 \pi^0 (\pi^0)$

We present preliminary results of the branching measurement of the decays $D^0 \rightarrow K_{S/L}^0 \pi^0$ and $D^0 \rightarrow K_S^0 \pi^0$. Furthermore we determine the D^0 mixing parameter y_{CP} using the CP eigenstates $K_S^0 \pi^0$ and $K_L^0 \pi^0$. The challenge in this channel is the reconstruction of the K_L^0 decay since its long decay time signals of its decay products in the drift chamber is very unlikely. We use the constraint kinematics at the $D^0 \bar{D}^0$ threshold to predict the K_L^0 four-momentum and furthermore require a certain energy deposit in the electromagnetic calorimeter.

The branching fraction of a CP eigenstate can be measured in a self-normalization way using Cabibbo favoured (CF) tag channels. We define:

$$M^\pm = \frac{N_{CF,CP^\pm}}{\epsilon_{CF,CP^\pm}} \frac{\epsilon_{CF}}{N_{CF}}. \quad (8)$$

The yields of double of double and single tag events is denoted by N_{CF,CP^\pm} and N_{CF} and the corresponding reconstruction efficiencies by ϵ_{CF,CP^\pm} and ϵ_{CF} . The branching fraction is given by:

$$\mathcal{B}_{CP^\pm} = \frac{1}{1 \mp C_f} M^\pm, \quad C_f = \frac{M^- - M^+}{M^- + M^+}. \quad (9)$$

We use the flavour tag channels $K^- \pi^+$, $K^- \pi^+ \pi^- \pi^+$ and $K^- \pi^+ \pi^0$. The double tag yields and the preliminary branching fractions are listed in table 1. The branching fractions of the final states $K_{S/L}^0 \pi^0$ and $K_S^0 \pi^0 \pi^0$ are consistent with the PDG average³ and the branching fraction to $K_S^0 \pi^0 \pi^0$ is the first accurate measurement.

From the branching fractions we can calculate the asymmetry between the CP eigenstates:

$$R_{K^0 \pi^0 (\pi^0)} = \frac{\mathcal{B}_{K_S^0 \pi^0 (\pi^0)} - \mathcal{B}_{K_L^0 \pi^0 (\pi^0)}}{\mathcal{B}_{K_S^0 \pi^0 (\pi^0)} + \mathcal{B}_{K_L^0 \pi^0 (\pi^0)}}. \quad (10)$$

The results are also listed in table 1.

Table 1. Double tag yields and branching fractions of CP eigenstates $K_{S/L}^0\pi^0(\pi^0)$. Uncertainties are statistical only.

Channel	CP	$N_{CF,CP\pm}$	$\mathcal{B}_{CP\pm}$	R
$K_S^0\pi^0$	+	7141 ± 91	1.230 ± 0.020	0.1077 ± 0.0125
$K_L^0\pi^0$	-	6678 ± 118	0.991 ± 0.019	
$K_S^0\pi^0\pi^0$	+	2623 ± 60	0.975 ± 0.024	-0.0929 ± 0.0209
$K_L^0\pi^0\pi^0$	-	2136 ± 69	1.18 ± 0.04	

3.1 Measurement of y_{CP}

Using the final states $K_S^0\pi^0$ and $K_L^0\pi^0$ we determine the D^0 mixing parameter y_{CP} . The branching ratio of a CP eigenstate is connected to the branching ratio of a pure flavour eigenstate via:

$$\mathcal{B}_{CP} \approx \mathcal{B}_{\text{flavour}}(1 \mp y_{CP}). \quad (11)$$

The parameter y_{CP} is then given by the asymmetry of branching ratios of CP even and odd states to pure flavour states f:

$$y_{CP} = \frac{\mathcal{B}_{-;f} - \mathcal{B}_{+;f}}{\mathcal{B}_{-;f} + \mathcal{B}_{+;f}}. \quad (12)$$

The previously mentioned Cabibbo favoured final states are not pure flavour eigenstates. Therefore, we use the semi-leptonic decay to $K^-e^+\nu_e$. We obtain a preliminary value of:

$$y_{CP} = (0.98 \pm 2.43) \%. \quad (13)$$

We quote statistical uncertainty only. The result is in agreement with a previous measurement of BESIII⁴ as well as with the HFAG average⁵. Results are preliminary and we quote statistical uncertainties only.

4 Summary

The BESIII experiment has collected large data sample at charm-related thresholds. The constraint kinematics at those energies allow the reconstruction of (semi-) leptonic decays with low background. Furthermore, the quantum entanglement of $D^0\bar{D}^0$ at threshold provides a unique laboratory for the analysis of CP eigenstates. We present the analysis of the leptonic decay of D_s^+ to $\mu^+\nu_\mu$ and $\tau^+\nu_\tau$ with the measurement of branching fractions of the derived D_s^+ form factor. Recently, BESIII has found preliminary evidence of the decay $D^+ \rightarrow \tau^+ \nu_\tau$ with a statistical significance above 4σ . The analysis of the $D^0 \rightarrow K_{S/L}^0\pi^0(\pi^0)$ includes the measurement of the branching fractions and using the decays to $K_{S/L}^0\pi^0$ the measurement of the D^0 mixing parameter y_{CP} .

References

1. M. Ablikim *et al.* [BESIII Collaboration], Nucl. Instrum. Meth. A **614** (2010) 345
2. M. Ablikim *et al.* [BESIII Collaboration], Phys. Rev. D **94** (2016) no.7, 072004
3. K. A. Olive *et al.* [Particle Data Group], Chin. Phys. C **38** (2014) 090001.
4. M. Ablikim *et al.* [BESIII Collaboration], Phys. Lett. B **744** (2015) 339
5. Y. Amhis *et al.*, arXiv:1612.07233 [hep-ex].