

Quantified block gluing, aperiodicity and entropy of multidimensional subshifts of finite type

Silvère Gangloff, Mathieu Sablik

September 10, 2018

Abstract

In this text, we introduce the notion of block gluing with gap function. We study the interplay between these properties and properties related to computability for \mathbb{Z}^2 -SFTs. In particular, we prove that there exist linearly block gluing SFTs which are aperiodic and that all the non-negative Π_1 -computable numbers can be realized as entropy of linearly block gluing \mathbb{Z}^2 -subshifts of finite type. As linearly block gluing implies transitivity, this last point answers a question asked in [HM10] about the characterization of the entropies of transitive subshift of finite type.

1 Introduction

It appeared recently that it is possible to understand many dynamical properties of multidimensional subshifts of finite type through characterizations results, beginning with the entropy [HM10]. This interplay between dynamical properties and computability or decidability properties was shown by a lot of recent works: a characterization of the projective sub-action of a SFT [Hoc09, AS10, DRS], measure of the computationally simplest configurations with Medvedev degrees [Sim14] and sets of Turing degrees [JV13], characterization of the possible sets of periods in terms of complexity theory [JV15], etc.

The importance of computability considerations in these models has been clearly established for decades now. A new direction is to see if dynamical properties can prevent embedding universal computing.

One can observe for instance this phenomenon for some mixing-like properties. To be more precise, the result proved by M. Hochman and T. Meyerovitch [HM10] states that the set of numbers that are entropy of a multidimensional SFT is exactly the set of non-negative Π_1 -computable real numbers. When the SFT is strongly irreducible, the entropy becomes computable. Only some step results towards a characterization are known [PS15]. We interpret this obstruction as a reduction of the computational power of the model under this restriction, which is manifested by the reduction of possible entropies.

In [PS15] the authors studied SFT which are block gluing. This means that there exists a constant c such that for any couple of square blocks in the language of the subshift, the pattern obtained by gluing these two blocks in any way respecting a distance c between them is also in the language.

We propose in this text to study similar properties that consist in imposing the gluing property when the two blocks are spaced by $f(n)$, where n is the length of two square blocks having the same size, and $f : \mathbb{N} \rightarrow \mathbb{N}$.

We got interested in the influence of this property on the possibility of non-existence of periodic orbits (which is the first ingredient for embedding computations in SFT), and on the set of possible entropies, according to the gap function f . We observed two regimes:

- **Sub-logarithmic:** if $f \in o(\log(n))$ and $f \leq id$, then the set of periodic orbits of any f -block gluing SFT is dense (Proposition 23) and its language is decidable. Moreover, the entropy is computable (Proposition 40).
- **Linear:**
 - There exists some $f \in O(n)$ such that there exists an aperiodic f -block gluing SFT (Theorem 26).
 - There exists $f \in O(n)$ such that there exists a f -block gluing SFT with non decidable language (Proposition 25).
 - The possible entropies of f -block gluing SFT with $f \in O(n)$ are the right recursively enumerable non-negative real numbers (Theorem 41).

The aim was to understand the limit between these two regimes. We extended to the sub-logarithmic regime some results on block gluing subshifts of [PS15]. We adapted the realization result of [HM10] to block gluing with linear gap function. This adaptation involved more complex and structured constructions. The mechanisms introduced exhibit an attractive analogy with very simple molecular biology objects. This analogy is present in the words that we use in to describe the construction, that are useful to visualize and understand the construction. In particular, the applied constraint has resulted in the centralization and fixation of information (called DNA) in the centers (called nuclei) of the computing units (called cells). The computing machines communicate using error signals to have access to this information, which codes for its behavior.

This leads to the intuition that this type of results could be read in order to understand the principles of *information processing systems*, as "*mixing implies centralization of the information*".

The text is organized as follows:

- In Section 2 we recall some definitions related to the dynamics of subshifts of finite type.
- Section 3 we present some rigidified version of the Robinson subshift used in the main construction. We proved some properties of this subshift.
- In Section 4 we define the notion of block gluing with gap function, and provide many examples.
- Section 5 is devoted to study of the existence and density of periodic points under block gluing constraint.
- Section 6 is devoted to the entropy.

2 Definitions

In this section, we recall some definitions: subshifts, entropy dimension, Δ_2 -computable numbers.

2.1 Subshifts dynamical systems

Let \mathcal{A} be some finite set, called **alphabet**. Let $d \geq 1$ be an integer. The set $\mathcal{A}^{\mathbb{Z}^d}$ is a topological space with the product of the discrete topology on \mathcal{A} . Its elements are called **configurations**. We denote $(\mathbf{e}^1, \dots, \mathbf{e}^d)$ the canonical sequence of generators of \mathbb{Z}^d . Let us denote σ the action of \mathbb{Z}^d on this space defined by the following equality for all $\mathbf{u} \in \mathbb{Z}^d$ and x element of the space:

$$(\sigma^{\mathbf{u}}.x)_{\mathbf{v}} = x_{\mathbf{v}+\mathbf{u}}.$$

A compact subset X of this space is called a **subshift** when this subset is stable under the action of the shift. This means that for all $\mathbf{u} \in \mathbb{Z}^d$:

$$\sigma^{\mathbf{u}}.X \subset X.$$

Consider some finite subset \mathbb{U} of \mathbb{Z}^d . An element p of $\mathcal{A}^{\mathbb{U}}$ is called a **pattern** on **support** \mathbb{U} . This pattern **appears** in a configuration x when there exists a translate \mathbb{V} of \mathbb{U} such that $x_{\mathbb{V}} = p$. It appears in a subshift X when it appears in a configuration of X . The set of patterns of X that appear in it is called the **language** of X . The number of patterns on support $[[1, n]]^d$ that appear in X is denoted $N_n(X)$.

We say that a subshift X is **minimal** when any pattern in its language appears in any of its configurations.

A subshift X defined by forbidding patterns in some finite set \mathcal{F} to appear in the configurations, formally:

$$X = \bigcap_{\mathbb{U} \subset \mathbb{Z}^2} \left\{ x \in \mathcal{A}^{\mathbb{Z}^2} : x_{\mathbb{U}} \notin \mathcal{F} \right\}$$

is called a subshift of **finite type** (SFT).

2.2 Computability notions

Definition 1. A real number x is said to be **computable** when there exists an algorithm which given as input some integer n outputs some rational number r_n such that

$$|x - r_n| \leq 2^{-n}.$$

Definition 2. A real number x is said to be Π_1 -**computable** when there exists an algorithm which given as input some integer n outputs some rational number r_n such that

$$x = \inf_n r_n.$$

2.3 Entropy

The **entropy** of X is the number

$$h(X) = \lim_{n \rightarrow \infty} \frac{\log_2(N_n(X))}{n}.$$

Theorem 3 ([HM10]). *The possible entropies of bidimensional subshifts of finite type are exactly the Π_1 -computable numbers.*

3 Robinson subshift - a rigid version

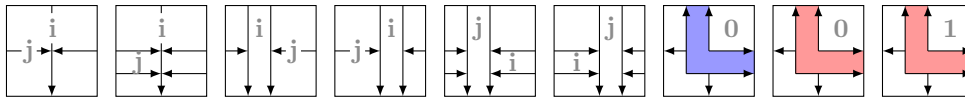
The Robinson subshift was constructed by R. Robinson [Rob71] in order to prove undecidability results. It has been used by in other constructions of subshifts of finite type as a structure layer [PS15].

In this section, we present a version of this subshift which is adapted to constructions under the dynamical constraints that we consider. In order to understand this section, it is preferable to read before the description of the Robinson subshift done in [Rob71]. Some results are well known and we don't give a proof. We refer instead to the initial article of R. Robinson.

Let us denote X_{adR} this subshift, which is constructed as the product of two layers. We present the first layer in Section 3.1, and then describe some hierarchical structures appearing in this layer in Section 3.2. In Section 3.3, we describe the second layer. This layer allows adding rigidity to the first layer, in order to enforce dynamical properties.

3.1 Robinson layer

The first layer has the following *symbols*, and their transformation by rotations by $\frac{\pi}{2}$, π or $\frac{3\pi}{2}$:

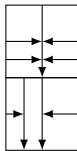


The symbols i and j can have value 0, 1 and are attached respectively to vertical and horizontal arrows. In the text, we refer to this value as the value of the 0,1-counter. In order to simplify the representations, these values will often be omitted on the figures.

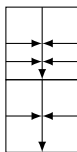
In the text we will often designate as **corners** the two last symbols. The other ones are called **arrows symbols** and are specified by the number of arrows in the symbol. For instance a six arrows symbol are the images by rotation of the fifth and sixth symbols.

The *rules* are the following ones:

1. the outgoing arrows and incoming ones correspond for two adjacent symbols. For instance, the pattern



is forbidden, but the pattern



is allowed.

2. in every 2×2 square there is a blue symbol and the presence of a blue symbol in position $\mathbf{u} \in \mathbb{Z}^2$ forces the presence of a blue symbol in the positions $\mathbf{u} + (0, 2)$, $\mathbf{u} - (0, 2)$, $\mathbf{u} + (2, 0)$ and $\mathbf{u} - (2, 0)$.
3. on a position having mark (i, j) , the first coordinate is transmitted to the horizontally adjacent positions and the second one is transmitted to the vertically adjacent positions.
4. on a six arrows symbol, like



or a five arrow symbol, like



the marks i and j are different.

The Figure 1 shows some pattern in the language of this layer. The subshift on this alphabet and generated by these rules is denoted X_R : this is the Robinson subshift.

The main aspect of this subshift is the following property:

Definition 4. A \mathbb{Z}^d -subshift X is said aperiodic when for all configuration x in the subshift, and $\mathbf{u} \in \mathbb{Z}^d \setminus (0, 0)$,

$$\sigma^{\mathbf{u}}(x) \neq x.$$

Theorem 5 ([Rob71]). *The subshift X_R is non-empty and aperiodic.*

In the following, we state some properties of this subshift. The proofs of these properties can also be found in [Rob71].

3.2 Hierarchical structures

In this section we describe some observable hierarchical structures in the elements of the Robinson subshift.

Let us recall that for all $d \geq 1$ and $k \geq 1$, we denote $\mathbb{U}_k^{(d)}$ the set $[[0, k-1]]^d$.

3.2.1 Finite supertiles

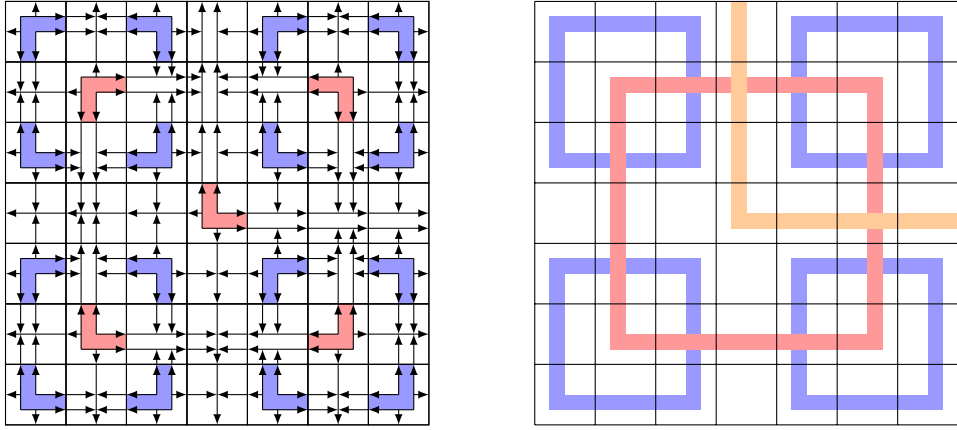


Figure 1: The south west order 2 supertile denoted $St_{sw}(2)$ and petals intersecting it.

Let us define by induction the south west (resp. south east, north west, north east) **supertile of order** $n \in \mathbb{N}$. For $n = 0$, one has

$$St_{sw}(0) = \begin{array}{|c|} \hline \leftarrow \uparrow \\ \hline \downarrow \rightarrow \\ \hline \end{array}, \quad St_{se}(0) = \begin{array}{|c|} \hline \uparrow \leftarrow \\ \hline \rightarrow \downarrow \\ \hline \end{array}, \quad St_{nw}(0) = \begin{array}{|c|} \hline \uparrow \leftarrow \\ \hline \rightarrow \downarrow \\ \hline \end{array}, \quad St_{ne}(0) = \begin{array}{|c|} \hline \leftarrow \uparrow \\ \hline \downarrow \rightarrow \\ \hline \end{array}.$$

For $n \in \mathbb{N}$, the support of the supertile $St_{sw}(n+1)$ (resp. $St_{se}(n+1)$, $St_{nw}(n+1)$, $St_{ne}(n+1)$) is $\mathbb{U}_{2^{n+2}-1}^{(2)}$. On position $\mathbf{u} = (2^{n+1}-1, 2^{n+1}-1)$ write

$$St_{sw}(n+1)_{\mathbf{u}} = \begin{array}{|c|} \hline \leftarrow \uparrow \\ \hline \downarrow \rightarrow \\ \hline \end{array}, \quad St_{se}(n+1)_{\mathbf{u}} = \begin{array}{|c|} \hline \uparrow \leftarrow \\ \hline \rightarrow \downarrow \\ \hline \end{array}, \quad St_{nw}(n+1)_{\mathbf{u}} = \begin{array}{|c|} \hline \uparrow \leftarrow \\ \hline \rightarrow \downarrow \\ \hline \end{array}, \quad St_{ne}(n+1)_{\mathbf{u}} = \begin{array}{|c|} \hline \leftarrow \uparrow \\ \hline \downarrow \rightarrow \\ \hline \end{array}.$$

Then complete the supertile such that the restriction to $\mathbb{U}_{2^{n+1}-1}^{(2)}$ (resp. $(2^{n+1}, 0) + \mathbb{U}_{2^{n+1}-1}^{(2)}$, $(0, 2^{n+1}) + \mathbb{U}_{2^{n+1}-1}^{(2)}$, $(2^{n+1}, 2^{n+1}) + \mathbb{U}_{2^{n+1}-1}^{(2)}$) is $St_{sw}(n)$ (resp. $St_{se}(n)$, $St_{nw}(n)$, $St_{ne}(n)$).

Then complete the cross with the symbol



or with the symbol



in the south vertical arm with the first symbol when there is one incoming arrow, and the second when there are two. The other arms are completed in a similar way. For instance, Figure 1 shows the south west supertile of order two.

Proposition 6 ([Rob71]). *For all configuration x , if an order n supertile appears in this configuration, then there is an order $n + 1$ supertile, having this order n supertile as sub-pattern, which appears in the same configuration.*

3.2.2 Infinite supertiles

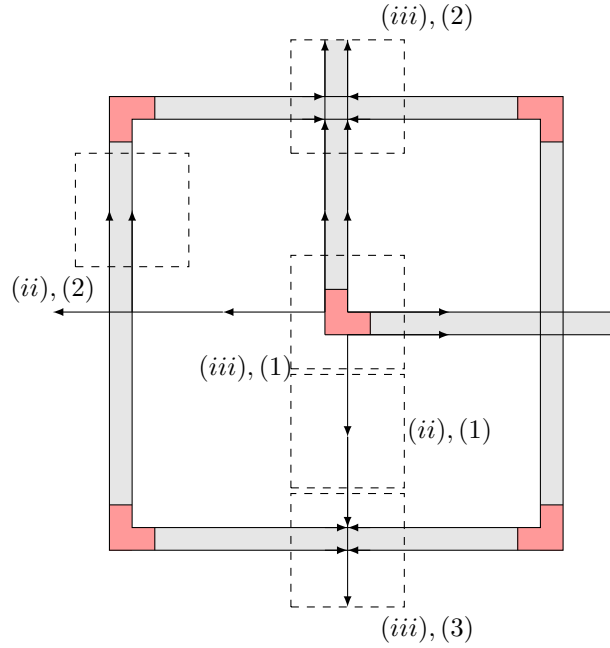


Figure 2: Correspondence between infinite supertiles and sub-patterns of order n supertiles. The whole picture represents a schema of some finite order supertile.

Let x be a configuration in the first layer and consider the equivalence relation \sim_x on \mathbb{Z}^2 defined by $\mathbf{i} \sim_x \mathbf{j}$ if there is a finite supertile in x which contains \mathbf{i} and \mathbf{j} . An **infinite order** supertile is an infinite pattern over an equivalence class of this relation. Each configuration is amongst the following types (with types corresponding with types numbers on Figure 2):

- (i) A unique infinite order supertile which covers \mathbb{Z}^2 .
- (ii) Two infinite order supertiles separated by a line or a column with only three-arrows symbols (1) or only four arrows symbols (2). In such a configuration, the order n finite supertiles appearing in the two infinite supertiles are not necessary aligned, whereas this is the case in a type (i) or (iii) configuration.
- (iii) Four infinite order supertiles, separated by a cross, whose center is superimposed with:
 - a red symbol, and arms are filled with arrows symbols induced by the red one. (1)
 - a six arrows symbol, and arms are filled with double arrow symbols induced by this one. (2)
 - a five arrow symbol, and arms are filled with double arrow symbols and simple arrow symbols induced by this one. (3)

Informally, the types of infinite supertiles correspond to configurations that are limits (for type (ii) infinite supertiles this will be true after alignment [Section 3.3]) of a sequence of configurations centered on particular sub-patterns of finite supertiles of order n . This correspondence is illustrated on Figure 2. We notice this fact so that it helps to understand how patterns in configurations having multiple infinite supertiles are sub-patterns of finite supertiles.

We say that a pattern p on support \mathbb{U} appears periodically in the horizontal (resp. vertical) direction in a configuration x of a subshift X when there exists some $T > 0$ and $\mathbf{u}_0 \in \mathbb{Z}^2$ such that for all $k \in \mathbb{Z}$,

$$x_{\mathbf{u}_0 + \mathbb{U} + kT(1,0)} = p$$

(resp. $x_{\mathbf{u}_0 + \mathbb{U} + kT(0,1)} = p$). The number T is called the period of this periodic appearance.

Lemma 7 ([Rob71]). *For all n and m integers such that $n \geq m$, any order m supertile appears periodically, horizontally and vertically, in any supertile of order $n \geq m$ with period 2^{m+2} . This is also true inside any infinite supertile.*

3.2.3 Petals

For a configuration x of the Robinson subshift some finite subset of \mathbb{Z}^2 which has the following properties is called a **petal**.

- this set is minimal with respect to the inclusion,
- it contains some symbol with more than three arrows,
- if a position is in the petal, the next position in the direction, or the opposite one, of the double arrows, is also in it,
- and in the case of a six arrows symbol, the previous property is true only for one couple of arrows.

These sets are represented on the figures as squares joining four corners when these corners have the right orientations.

Petals containing blue symbols are called order 0 petals. Each one intersect a unique greater order petal. The other ones intersect four smaller petals and a greater one: if the intermediate petal is of order $n \geq 1$, then the four smaller are of order $n - 1$ and the greatest one is of order $n + 1$. Hence they form a hierarchy, and we refer to this in the text as the **petal hierarchy** (or hierarchy).

We usually call the petals valued with 1 **support petals**, and the other ones are called **transmission petals**.

Lemma 8 ([Rob71]). *For all n , an order n petal has size $2^{n+1} + 1$.*

We call order n **two dimensional cell** the part of \mathbb{Z}^2 which is enclosed in an order $2n + 1$ petal, for $n \geq 0$. We also sometimes refer to the order $2n + 1$ petals as the cells borders.

In particular, order $n \geq 0$ two-dimensional cells have size $4^{n+1} + 1$ and repeat periodically with period 4^{n+2} , vertically and horizontally, in every cell or supertile having greater order.

See an illustration on Figure 1.

3.3 Alignment positioning

If a configuration of the first layer has two infinite order supertiles, then the two sides of the column or line which separates them are non dependent. The two infinite order supertiles of this configuration can be shifted vertically (resp. horizontally) one from each other, while the configuration obtained stays an element of the subshift. This is an obstacle to dynamical properties

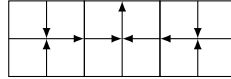
such as minimality or transitivity, since a pattern which crosses the separating line can not appear in the other configurations. In this section, we describe additional layers that allow aligning all the supertiles having the same order and eliminate this phenomenon.

Here is a description of the second layer:

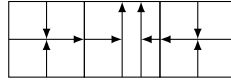
Symbols: nw, ne, sw, se , and a blank symbol.

The *rules* are the following ones:

- **Localization:** the symbols nw, ne, sw and se are superimposed only on three arrows and five arrows symbols in the Robinson layer.
- **Induction of the orientation:** on a position with a three arrows symbol such that the long arrow originate in a corner is superimposed a symbol corresponding to the orientation of the corner.
- **Transmission rule:** on a three or five arrows symbol position, the symbol in this layer is transmitted to the position in the direction pointed by the long arrow when the Robinson symbol is a three or five arrows symbol with long arrow pointing in the same direction.
- **Synchronization rule:** On the pattern



or



in the Robinson layer, if the symbol on the left side is ne (resp. se), then the symbol on the right side is nw (resp. sw). On the images by rotation of these patterns, we impose similar rules.

- **Coherence rule:** the other couples of symbols are forbidden on these patterns.

Global behavior: the symbols ne, nw, sw, se designate orientations: north east, north west, south west and south east. We will re-use this symbolisation in the following. The localization rule implies that these symbols are superimposed on and only on straight paths connecting the corners of adjacent order n cells for some integer n .

The effect of transmission and synchronization rules is stated by the following lemma:

Lemma 9. *In any configuration x of the subshift X_{adR} , any order n supertile appears periodically in the whole configuration, with period 2^{n+2} , horizontally and vertically.*

Proof. • This property is true in an infinite supertile: this is the statement of Lemma 7. Hence the statement is true in a type (i) configuration. This is also true in a type (iii) configuration, since the infinite supertiles are aligned, and that the positions where the order n supertiles appear are the same in any infinite supertile. This statement uses the property that an order n supertile forces the presence of an order $n + 1$ one.

- Consider a configuration of the subshift X_{adR} which is of type (ii). Let us assume that the separating line is vertical, the other case being similar. In order to simplify the exposition we assume that this column intersects $(0, 0)$.

1. Positions of the supertiles along the infinite line:

From Lemma 7, there exists a sequence of numbers $0 \leq z_n < 2^{n+2} - 1$ and $0 \leq z'_n < 2^{n+2} - 1$ such that for all $k \in \mathbb{Z}$, the orientation symbol on positions $(-1, z_n + k \cdot 2^{n+2})$ (in the column on the left of the separating one) is *se* and the orientation symbols on positions $(1, z'_n + k \cdot 2^{n+2})$ is *sw*. The symbol on positions $(-1, z_n + k \cdot 2^{n+2} + 2^{n+1})$ is then *ne* and is *nw* on positions on positions $(1, z'_n + k \cdot 2^{n+2} + 2^{n+1})$: this comes from the fact that an order n petal has size $2^{n+1} + 1$.

Let us prove that for all n , $z_n = z'_n$. This means that the supertiles of order n on the two sides of the separating line are aligned.

2. Periodicity of these positions:

Since for all n , there is a space of 2^n columns between the rightmost or leftmost order n supertile in a greater order supertile and the border of this supertile (by a recurrence argument), this means that the space between the rightmost order n supertiles of the left infinite supertile and the leftmost order n supertile of the right infinite supertile is $2^{n+1} + 1$. Since two adjacent of these supertiles have opposite orientations, this implies that each supertile appears periodically in the horizontal direction (and hence both horizontal and vertical directions) with period 2^{n+2} .

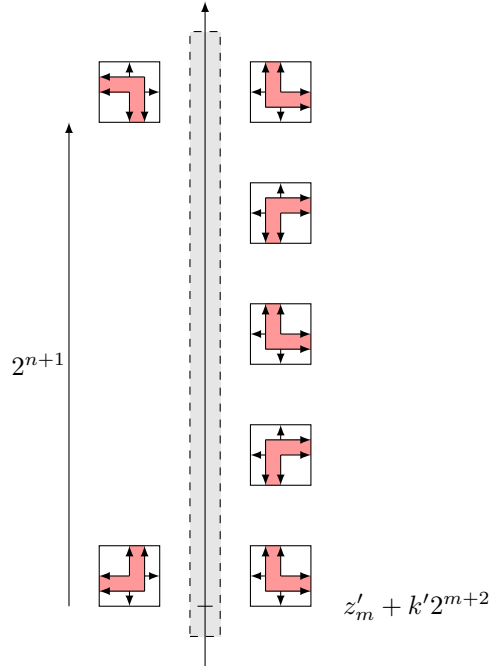


Figure 3: Schema of the proof. The separating line is colored gray.

3. The orientation symbols force alignment:

Assume that there exists some n such that $z_n \neq z'_n$. Since $\{z_n + k \cdot 2^{n+2}, (n, k) \in \mathbb{N} \times \mathbb{Z}\} = \mathbb{Z}$, this implies that there exist some $m \neq n$ and some k, k' such that

$$z_n + k \cdot 2^{n+2} = z'_m + k' \cdot 2^{m+2}.$$

One can assume without loss of generality that $m < n$, exchanging m and n if necessary. Then the position $(-1, z_n + k \cdot 2^{n+2} + 2^{n+1})$ has orientation symbol equal to *ne*. As a consequence, the position $(1, z'_m + k' \cdot 2^{m+2} + 2^{n-m-1} \cdot 2^{m+2})$ has the same symbol. However, by definition, this position has symbol *se*: there is a contradiction. This situation is illustrated on Figure 3.

□

3.4 Completing blocks

Let $\chi : \mathbb{N}^* \rightarrow \mathbb{N}^*$ such that for all $n \geq 1$,

$$\chi(n) = \lceil \log_2(n) \rceil + 4.$$

Let us also denote χ' the function such that for all $n \geq 1$,

$$\chi'(n) = \left\lceil \frac{\lceil \log_2(n) \rceil}{2} \right\rceil + 2.$$

The following lemma will be extensively used in the following of this text, in order to prove dynamical properties of the constructed subshifts:

Lemma 10. *For all $n \geq 1$, any n -block in the language of X_{adR} is sub-pattern of some order $\chi(n)$ supertile, and is sub-pattern of some order $\chi'(n)$ order cell.*

Proof. 1. **Completing into an order $2^{\lceil \log_2(n) \rceil + 1} - 1$ block:**

Consider some n -block p that appears in some configuration x of the SFT X_{adR} . We can complete it into a $2^{\lceil \log_2(n) \rceil + 1} - 1$ block, since $2^{\lceil \log_2(n) \rceil + 1} - 1 \geq 2n - 1 \geq n$ for all $n \geq 1$.

2. **Intersection with four order $\lceil \log_2(n) \rceil$ supertiles:**

From the periodic appearance property of the order $\lceil \log_2(n) \rceil$ supertiles in each configuration, this last block intersects at most four supertiles having this order. Let us complete p into the block whose support is the union of the supports of the supertiles and the cross separating these.

3. **Possible patterns after this completion according to the center symbol:**

Since this pattern is determined by the symbol at the center of the cross and the orientations of the supertiles, the possibilities for this pattern are listed on Figure 46, Figure 47 and Figure 48. Indeed, when the orientations of the supertiles are like on Figure 46, each of the supertiles forcing the presence of an order $\lceil \log_2(n) \rceil + 1$ supertile, the center is a red corner. When the orientations of the supertiles are like on Figure 47, the center of the block can not be superimposed with a red corner since the two west supertiles force an order $\lceil \log_2(n) \rceil + 1$ supertile, as well as the two east supertiles. This forces a non-corner symbol on the position considered.

For type 4, 5, 9, 10 patterns, there are two possibilities: the values of the two arms of the central cross are equal or not. Hence the notation 4, 4', where 4' designates the case where the two values are different.

One completes the alignment layer on p according to the restriction of the configuration x .

On these patterns, the value of symbols on the cross is opposed to the value of the symbols on the crosses of the four supertiles composing it.

4. **Localization of these patterns as part of a greater cell:**

The way to complete the obtained pattern is described as follows:

- (a) When the pattern is the one on Figure 46, this is an order $\lceil \log_2(n) \rceil + 1$ supertile and the statement is proved. Indeed, any order $\lceil \log_2(n) \rceil + 1$ supertile is a sub-pattern of any order $\lceil \log_2(n) \rceil + 4$ one.
- (b) One can see the patterns on Figure 47 and Figure 48 in an order $\lceil \log_2(n) \rceil + 1$, $\lceil \log_2(n) \rceil + 2$, $\lceil \log_2(n) \rceil + 3$, or $\lceil \log_2(n) \rceil + 4$ supertile, depending on how was completed the initial pattern thus far (this correspondance is shown on Figure 49), hence a sub-pattern of an order $\lceil \log_2(n) \rceil + 4$ supertile.

The orientation of the greater order supertiles implied in this completion are chosen according to the symbols of the alignment layer. This layer is then completed.

5. This implies that any n -block is the sub-pattern of an order $2(\lceil \frac{1}{2} \lceil \log_2(n) \rceil \rceil + 2) + 1$ supertile, which is included into an order $\lceil \frac{1}{2} \lceil \log_2(n) \rceil \rceil + 2$ cell. □

4 Notion of block gluing with gap function

In this section, we introduce the notion of block gluing with intensity function. Then we give some examples of subshifts of finite type which are block gluing for some particular intensity functions (f is constant, $f = \log$ and f is linear).

In this text, a configuration $x \in \mathcal{A}^{\mathbb{Z}^2}$ is said to be (doubly) **periodic** if there exist some $m, n > 0$ such that

$$\sigma^{(m,0)}(x) = \sigma^{(0,n)}(x) = x.$$

In all the following, we say that a subset Λ of \mathbb{Z}^d is **connected** when for any two of its elements $\mathbf{l}^1, \mathbf{l}^2$, there exists $n \geq 1$ and a function

$$\varphi : \llbracket 0, n \rrbracket \rightarrow \Lambda$$

such that $\varphi(0) = \mathbf{l}^1$, $\varphi(1) = \mathbf{l}^2$, and for all $t \in \llbracket 0, n-1 \rrbracket$,

$$\varphi(t+1) - \varphi(t) \in \{\mathbf{e}^1, \dots, \mathbf{e}^d\}.$$

4.1 Block gluing notions

4.1.1 Definitions

In this section, X is a subshift on the alphabet \mathcal{A} and $f : \mathbb{N} \rightarrow \mathbb{N}$ is a non decreasing function. We denote $\|\cdot\|_\infty$ the norm defined by

$$\|\mathbf{i}\|_\infty = \max\{\mathbf{i}_1, \mathbf{i}_2\}$$

for all $\mathbf{i} \in \mathbb{Z}^2$. We denote d_∞ the associated distance function.

Definition 11. Let $n \in \mathbb{N}$ be an integer. The **gluing set** in the subshift X of some n -block p relative to some other n -block q is the set of $\mathbf{u} \in \mathbb{Z}^2$ such that there exists a configuration in X where q appears in position $(0, 0)$ and p appears in position \mathbf{u} (see Figure 4). This set is denoted $\Delta_X(p, q)$. Formally

$$\Delta_X(p, q) = \{\mathbf{u} \in \mathbb{Z}^2 : \exists x \in X \text{ such that } x_{\llbracket 0, n-1 \rrbracket^2} = q \text{ and } x_{\mathbf{u} + \llbracket 0, n-1 \rrbracket^2} = p\}$$

When the intersection of the sets $\Delta_X(p, q)$ for (p, q) couples of n -blocks is non empty, we denote this intersection $\Delta_X(n)$. This set is called the **gluing set of n -blocks** in X .

Definition 12. A subshift X is said to be **f -block transitive** if for all $n \in \mathbb{N}$ one has

$$\Delta_X(n) \cap \{\mathbf{u} \in \mathbb{Z}^2 : \|\mathbf{u}\|_\infty \leq n + f(n)\} \neq \emptyset.$$

The function f is called the **gap function**.

Remark 1. The condition on the vectors $\mathbf{u} \in \mathbb{Z}^2$ is $\|\mathbf{u}\|_\infty \leq n + f(n)$ since we consider the distance between the positions where the patterns appear instead of the space between them.

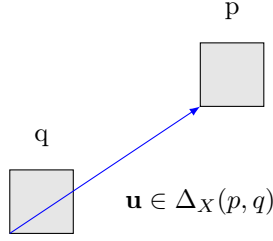


Figure 4: Illustration of Definition 11.

Definition 13. A subshift X is said to be **f net gluing** if there exists a function $\mathbf{u} : \mathcal{L}(X)^2 \rightarrow \mathbb{Z}^2$ and a function $\tilde{f} : \mathcal{L}(X)^2 \rightarrow \mathbb{N}$ such that for all $n \in \mathbb{N}$ and for all n -blocks p and q ,

$$\mathbf{u}(p, q) + (n + \tilde{f}(p, q))(\mathbb{Z}^2 \setminus \{0\}) \subset \Delta_X(p, q)$$

and

$$\max_{p, q \in \mathcal{L}_n(X)} \tilde{f}(p, q) \leq f(n).$$

Remark 2. This property is different from quasiperiodicity properties in the sense that the configuration where two patterns appears can depend on the relative position of the two patterns.

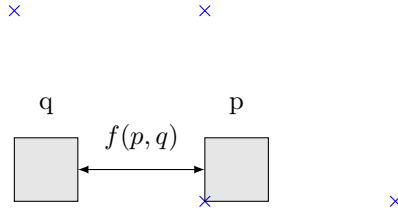


Figure 5: Illustration of Definition 13. The crosses designate elements of the gluing set of p relatively to q in X .

Definition 14. A subshift X is **f -block gluing** when

$$\{\mathbf{u} \in \mathbb{Z}^2, \|\mathbf{u}\|_\infty \geq f(n) + n\} \subset \Delta_X(n).$$

For any function f , one has

$$f\text{-block gluing} \implies f\text{-net gluing} \implies f\text{-block transitive}$$

A subshift is said **$O(f)$ -block gluing** (resp. **$O(f)$ -net gluing**, **$O(f)$ -block transitive**) if it is g (block gluing) (resp. g -net gluing, g -block transitive) for a function $g : \mathbb{N} \rightarrow \mathbb{N}$ such that there exists $C > 0$ such that $g(n) \leq C f(n)$ for all $n \in \mathbb{N}$. A property verified on the class of $O(f)$ block gluing (resp. g net gluing, g block transitive) subshifts is said to be **sharp** if the property is false for all $h \in o(f)$ (this means that for all $\epsilon > 0$ there exists n_0 such that $h(n) \leq \epsilon f(n)$ for all $n \geq n_0$).

A subshift is **linearly block gluing** (resp. **linearly net gluing**, **linearly transitive**) if it is $O(n)$ block gluing (resp. $O(n)$ net gluing, $O(n)$ block transitive).

4.1.2 Equivalent definition

The following proposition gives an equivalent definition for linear block gluing and net gluing subshifts using some exceptional values:

Proposition 15. *A subshift $X \subset \mathcal{A}^{\mathbb{Z}^2}$ is linearly block gluing if and only if there exists a function $f \in O(n)$, $c \geq 2$ an integer and $m \in \mathbb{N}$ such that*

$$\{\mathbf{u} \in \mathbb{Z}^2, \|\mathbf{u}\|_\infty \geq f(c^l + m) + c^l + m\} \subset \Delta_X(c^l + m) \quad \forall l \geq 0.$$

A similar assertion is true for net gluing.

Proof. Clearly a linear-block gluing subshift verifies this property. Reciprocally, let p and q be two n -blocks, and consider $l(n) = \lceil \log_c(n - m) \rceil$, where for all real number x , $\lceil x \rceil$ designates the smallest integer greater than x . Consider p' and q' some $c^{l(n)} + m$ -blocks whose restrictions on $\llbracket 0, n - 1 \rrbracket^k$ are respectively p and q . The set $\Delta_X(p', q')$ contains $\{\mathbf{u} \in \mathbb{Z}^2, \|\mathbf{u}\|_\infty \geq f(c^{l(n)} + m) + c^{l(n)} + m\}$. As a consequence, $\Delta_X(p, q)$ contains $\{\mathbf{u} \in \mathbb{Z}^2, \|\mathbf{u}\|_\infty \geq g(n) + n\}$, where $g(n) = f(c^{l(n)} + m) + c^{l(n)} - n + m$. Since $c^{l(n)} \leq c * (n + |m|)$, the function g is in $O(n)$, hence X is $O(n)$ -block gluing. \square

The proofs of block gluing and net gluing properties often rely on this proposition. In our construction, we first complete patterns into patterns over cells, whose sizes are given by an exponential sequence as in the statement of the proposition. Then we prove the gluing property for two cells.

4.1.3 Block gluing and morphisms

The following proposition shows that a factor of a block gluing (resp. net gluing) subshift is also block gluing (resp. net gluing) and gives a precise gap function.

Proposition 16. *Let $\varphi : X \rightarrow Y$ be some onto r -block map between two \mathbb{Z}^2 -subshifts, and $f : \mathbb{N} \rightarrow \mathbb{N}$ a non decreasing function. If the subshift X is f -block gluing (resp. f -net gluing), then Y is g -block gluing (resp. g -net gluing) where $g : n \mapsto f(n + 2r) + 2r$.*

Proof. Denote $\bar{\varphi} : \mathcal{A}_X^{\llbracket -r, r \rrbracket^2} \rightarrow \mathcal{A}_Y$ the local rule of φ .

1. Relation between gluing sets:

Let p', q' be two n -blocks in the language of Y . There exist p and q two $(n + 2r)$ -blocks in the language of X such that p' and q' are respectively the image of p and q by $\bar{\varphi}$. Let $\mathbf{u} \in \Delta_X(p, q)$. There exists $x \in X$ such that $x_{\llbracket 0, n+2r-1 \rrbracket^2} = p$, and $x_{\mathbf{u} + \llbracket 0, n+2r-1 \rrbracket^2} = q$. Applying φ to $\sigma^{r(1,1)}(x)$, we obtain some $y \in Y$ such that $y_{\llbracket 0, n-1 \rrbracket^k} = p'$, and $y_{\mathbf{u} + \llbracket 0, n-1 \rrbracket^k} = q'$. We deduce that

$$\Delta_X(p, q) \subset \Delta_Y(p', q') \quad \text{so} \quad \Delta_X(n + 2r) \subset \Delta_Y(n).$$

2. Consequence of the gluing property:

Thus if X is f -block gluing then Y is g -block gluing where $g : n \mapsto f(n + 2r) + 2r$.

If X is f -net gluing, then the gluing set of two $(2n + r)$ -blocks p, q contains

$$\mathbf{u}(p, q) + (n + 2r + \tilde{f}(p, q))(\mathbb{Z}^2 \setminus \{(0, 0)\}),$$

such that $\tilde{f}(p, q) \leq f(n + 2r)$. Hence the gluing set of p' , image of p by $\bar{\varphi}$, relative to q' , image of q by $\bar{\varphi}$, in Z contains this set. One deduces that Y is g -net gluing where $g : n \mapsto f(n + 2r) + 2r$. \square

We deduce that the classes of subshifts defined by these properties are invariant of conjugacy under some assumption on f . The set functions that verify this assumption includes all the possible gap functions we already know:

Corollary 17. *Let f be some non decreasing function. If for all $r \in \mathbb{N}$, there is a constant C such that for all $n \geq 0$, $Cf(n) \geq f(n + 2r)$ then the following classes of subshifts are invariant under conjugacy: $O(f)$ -block transitive, $O(f)$ -net gluing, $O(f)$ -block gluing, sharp $O(f)$ -net gluing and sharp $O(f)$ -block gluing subshifts.*

In particular it is verified when f is constant or $n \mapsto n^k$ with $k > 0$ or $n \mapsto e^n$ or $n \mapsto \log(n)$.

4.2 Some examples

We say that two blocks p, q having respective supports \mathbb{U}, \mathbb{V} are **spaced by distance k** when

$$\max_{\mathbf{u} \in \mathbb{U}} \min_{\mathbf{v} \in \mathbb{V}} \|\mathbf{u} - \mathbf{v}\|_{\infty} \geq k.$$

Since the subshifts that we consider in this text are bi-dimensional, this means that there are at least k column or at least k lines between the two blocks.

4.2.1 First examples

We present here some examples of block gluing SFT.

Example 18. Consider the SFT X_{chess} defined by the following set of forbidden patterns:



This subshift has two configurations (see Figure 6 for an example) and both of them are periodic. It is 1-net gluing, but not block gluing. Indeed, the gluing set of the pattern \blacksquare relatively to itself is

$$\Delta_{X_{\text{chess}}}(\blacksquare, \blacksquare) = 2\mathbb{Z}^2 \setminus \{(0, 0)\} \cup (2\mathbb{Z}^2 + (1, 1))$$




Figure 6: An example of configuration of X_{chess} .

Example 19. Consider the SFT X_{Even} defined by the following set of forbidden patterns:



An example of configuration in this subshift is given in Figure 7. This subshift is 1-block gluing since two blocks in its language can be glued with distance 1, filling the configuration with \square symbols.

Example 20. Consider the SFT X_{Linear} defined by the following set of forbidden patterns:



The local rules imply that if a configuration contains the pattern $\square \blacksquare^n \square$ then it contains $* \square \blacksquare^{n-2} \square *$ just above, where $* \in \{\square, \blacksquare\}$. Thus a configuration of X_{Linear} can be seen as a layout of triangles of made of symbols \blacksquare on a background of \square symbols (an example of configuration is given on Figure 8).

This subshift is sharp linearly block gluing. Indeed, consider two n -blocks in its language separated horizontally or vertically by $2n$ cells. They contain pieces of triangles that we complete with the smallest triangle possible, the other symbols of the configuration being all \square symbols. The worst case for gluing two n -blocks is when the blocks are filled with the symbol \blacksquare . In this case we can

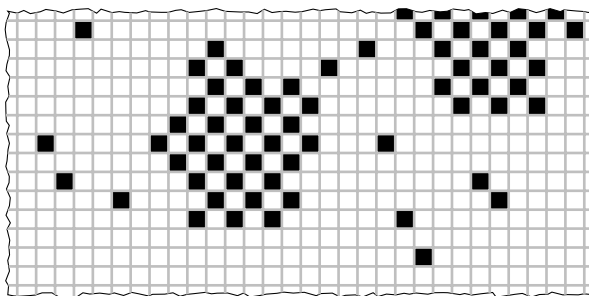


Figure 7: An example of configuration of X_{Even} .

complete each of the two blocks by a triangle which base is constituted by \blacksquare^{3^n} . Hence every couple of blocks can be glued horizontally and vertically with linear distance. To prove that X_{Linear} is not f -block gluing with $f(n) \in o(n)$, we consider the rectangle

$$\square \blacksquare^n \square$$

that we would like to glue above itself. To do that we need to separate the two copies of this pattern by about $\lceil \frac{n}{2} \rceil$ cells.

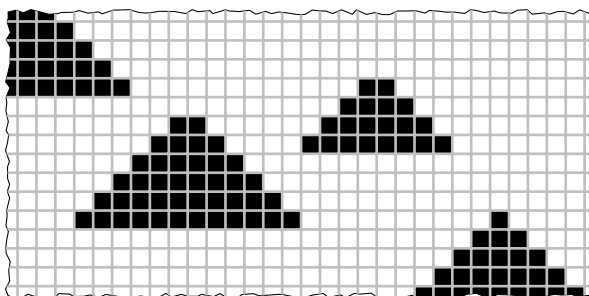


Figure 8: An example of configuration of X_{Linear} .

4.2.2 Linearly net gluing subshifts given by substitutions




Figure 9: A part of a configuration of X_s .

Let \mathcal{A} be a finite alphabet. A **substitution** rule is a map $s : \mathcal{A} \rightarrow \mathcal{A}^m$, for some $m \geq 1$. This function can be extended naturally on blocks in view to iterate it. The subshift X_s associated to

this substitution is the set of configurations such that any pattern appearing in it appears as a sub-pattern of some $s^n(a)$ with $n \geq 0$ and $a \in \mathcal{A}$.

Consider the following substitution s defined by

$$\square \mapsto \begin{array}{|c|c|} \hline \square & \square \\ \hline \blacksquare & \square \\ \hline \end{array} \quad \blacksquare \mapsto \begin{array}{|c|c|} \hline \blacksquare & \square \\ \hline \blacksquare & \square \\ \hline \end{array}$$

where an example of configuration is given in Figure 9. Since \blacksquare appears on position $(0, 0)$ in $s(\square)$ and $s(\blacksquare)$, we deduce that for any configuration x , there exists $\mathbf{i}_1 \in \llbracket 0, 1 \rrbracket^2$ such that $x_{\mathbf{i}_1 + 2\mathbb{Z}^2} = \blacksquare$. By induction, for all $n \geq 1$, there exists $\mathbf{i}_n \in \llbracket 0, 2^n - 1 \rrbracket^2$ such that $x_{\mathbf{i}_n + 2^n \mathbb{Z}^2} = s^n(\blacksquare)$. Since every pattern of X_s appears in $s^n(\blacksquare)$ for some $n \in \mathbb{N}$, we deduce that X_s has the linear net-gluing property, using Proposition 15.

This argument can be easily generalized for substitution s for which there exists $i \in \mathbb{N}$, a subset $\mathcal{Z} \subset \llbracket 0, m^i - 1 \rrbracket^2$ and an invertible map $\nu : \mathcal{A} \rightarrow \mathcal{Z}$ such that $a \in \mathcal{A}$ appears on the same position $\nu(a)$ in any pattern of the patterns $s^i(d)$ with $d \in \mathcal{A}$.

4.2.3 Intermediate intensities

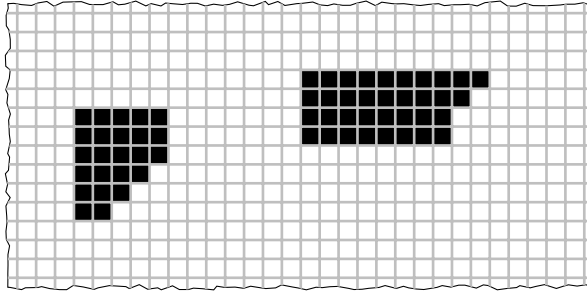


Figure 10: An example of configuration that respects the rules of the first layer of X_{Log} .

Here we present an example of block gluing SFT whose gap function is strictly between linear and constant classes.

Consider the SFT X_{Log} having two layers, with the following characteristics:

Symbols:

The first layer has symbols \blacksquare and \square , and the second one the symbols:

$$\begin{array}{|c|c|} \hline 0 & \\ \hline 0 & 0 \\ \hline 0 & \\ \hline \end{array} \quad \begin{array}{|c|c|} \hline 1 & \\ \hline 0 & 0 \\ \hline 1 & \\ \hline \end{array} \quad \begin{array}{|c|c|} \hline 1 & \\ \hline 1 & 0 \\ \hline 0 & \\ \hline \end{array} \quad \begin{array}{|c|c|} \hline 0 & \\ \hline 1 & 1 \\ \hline 1 & \\ \hline \end{array} \quad \square$$

The first four of these symbols are thought as coding for the adding machine. Each one contains four symbols: the west one is the initial state of the machine, the east one the forward state, the south one the input letter, and the last symbol is the output.

Local rules:

- **First layer:**

The following patterns are forbidden in the first layer:



These local rules imply that if a configuration contains the pattern $\square \blacksquare \square$ in the first layer, then it contains $\square \blacksquare^n \square$, $\square \blacksquare^{n+1}$, or $\square \blacksquare^{n+2}$ just above. Thus a configuration of the first layer

of X_{Log} can be seen as triangular shapes of symbols \blacksquare on a background of \square symbols (an example of configuration is given in Figure 10).

- **Second layer:**

- the adding machine symbols are superimposed on black squares, the other ones on blank squares.
- for two adjacent machine symbols, the symbols on the sides have to match.
- on a pattern $\blacksquare\square$, on the machine symbol over the black square, the east symbol have to be 0.
- on a pattern $\begin{smallmatrix} \blacksquare & \blacksquare \\ \blacksquare & \square \end{smallmatrix}$, the machine have a south symbol being 0 on the north west black square.

This subshift is sharp $O(\log)$ -block gluing. Indeed, any two n -blocks in its language can be glued vertically with distance 1. For the horizontal gluing, the worst case for gluing two n -blocks is when the two blocks are filled with black squares and the adding machine symbols on the leftmost column of the blocks are only 1 (thus maximizing the number of lines where the rectangular shape into which we complete the block have to be greater in length than the one just below). In this case, we can complete the block such that each line (from the bottom to the top) is extended from the one below with one \blacksquare symbol on the right when the machine symbol have a 1 on its west side, and adding blank squares to obtain a rectangle. The number of columns added is smaller than the maximal number of bits added by the adding machine to a length n string of 0, 1 symbols in n steps, which is $O(\log(n))$. This means that two n -blocks can be glued horizontally with distance $O(\log(n))$. To see that this property is sharp, consider the horizontal gluing of two $1 \times n$ rectangles of black squares, similarly as in the linear case.

Remark 3. *The set of possible tight gap functions of block gluing SFT seems restricted. We don't know for instance if, when f is the square root function, there exist subshifts for which the f block gluing property is tight.*

4.3 The rigid version of the Robinson subshift is linearly net gluing

Let us denote $id : \mathbb{N} \rightarrow \mathbb{N}$ the function defined by $id(n) = n$ for all n .

Proposition 21. *The subshift X_{adR} is 32id-net gluing, hence linearly net gluing.*

Proof. Let p, q be two n -blocks in the language of X_{adR} with $n \geq 1$. There exists $m \in \mathbb{N}$ such that $2^{m+1} - 1 < n \leq 2^{m+2} - 1$. Hence, there is a supertile S of order $m + 5$ (this comes from the completion result on this subshift) where p appears. Consider a configuration $x \in X_{adR}$ in which the pattern q appears in position $(0, 0)$. The supertile S appears periodically in x with period $2^{m+6} = 32 \cdot 2^{m+1} \leq 32n$. Thus the gluing set of p relatively to q in X_{adR} contains a set $\mathbf{u} + 2^{m+6}(\mathbb{Z}^2 \setminus \{(0, 0)\})$ for some $\mathbf{u} \in \mathbb{Z}^2$. Thus X_{adR} is 32id net gluing. \square

5 Existence of periodic points for f -block gluing SFT

In this section we study the existence of a periodic point in f -block gluing SFT according to the gap function f .

5.1 Under some threshold for the gap function, there exist periodic points

In [PS15], the authors show that any constant block gluing SFT admits a periodic point. Using a similar argument, we obtain an upper bound on the gap functions forcing the existence of periodic points.

Proposition 22. Let $X \subset \mathcal{A}^{\mathbb{Z}^2}$ be some SFT having rank $r \geq 2$ which is f -block gluing for some function f . If this function verifies that there exists $n \in \mathbb{N}$ such that

$$f(n) < \frac{\log_{|\mathcal{A}|}(n-r+2)}{r-1} - r + 2,$$

then X admits a periodic point.

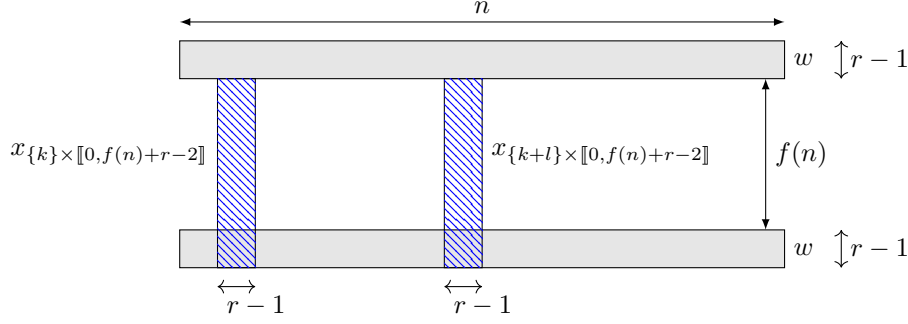


Figure 11: If $n - r + 2 > |\mathcal{A}|^{(r-1)(f(n)+r-2)}$, it is possible to find a pattern of x for which the horizontal and vertical borders are similar.

Proof. Let w be a $n \times (r-1)$ pattern in the language of X .

1. Gluing the pattern w over itself:

By the f -block gluing property, there exists $x \in X$ such that

$$x_{[0, n-1] \times [0, r-2]} = w = x_{[0, n-1] \times [f(n)+r-1, f(n)+2r-3]}.$$

2. Taking w long enough, two of the columns in the obtained pattern are equal:

Consider the sub-patterns of $x_{[0, n-1] \times [0, f(n)+r-2]}$ over supports $[k, k+r-2] \times [0, (f(n)+r-2)]$. There are $n - (r-2)$ of them and the number of possibilities is $|\mathcal{A}|^{(r-1)(f(n)+r-2)}$. Since we have

$$f(n) < \frac{\log_{|\mathcal{A}|}(n-r+2)}{r-1} - r + 2,$$

by the pigeon hole principle, there exists $k \in [0, n-r+1]$ and $l \geq 1$ such that

$$x_{[k, k+r-2] \times [0, f(n)+r-2]} = x_{[k+l, k+l+r-2] \times [0, f(n)+r-2]}$$

(see Figure 11).

3. Construction of a periodic configuration:

Consider the configuration defined by

$$z_{(i, j(f(n)+r-2)) + [0, l-1] \times [0, f(n)+r-2]} = x_{[k, k+l-1] \times [0, f(n)+r-2]}$$

for all $(i, j) \in \mathbb{Z}^2$. It consists in covering \mathbb{Z}^2 with the pattern $x_{[k, k+l-1] \times [0, f(n)+r-2]}$. This configuration is periodic by definition. Moreover, it satisfies the local rules of X . We deduce that $z \in X$. Thus X admits a periodic point. □

5.2 Under some smaller threshold, the set of periodic points is dense and the language is decidable

Using a similar argument as in [PS15], we obtain also an upper bound on the gap functions that force the density of periodic points, and as a consequence the decidability of the language.

Proposition 23. *Let X be some f -block gluing \mathbb{Z}^2 -SFT, where f is a function such that*

$$f(n) \in o(\log(n))$$

and $f \leq id$. Then X has a dense set of periodic points.

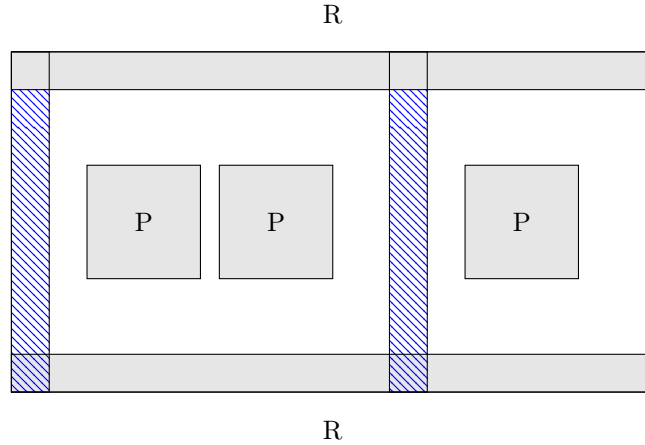


Figure 12: An illustration of the proof of Proposition 23. The result of the procedure is the colored rectangle.

Proof. 1. **Gluing multiple times the same block P horizontally:**

Consider P some n -block in the language of X , and take 2^k copies of it. We group them by two and glue the couples horizontally, at distance $f(n)$. Then glue the obtained patterns after grouping them by two, at distance $f(2n + f(n))$, and repeat this operation until having one rectangular block Q . The size of this block is equal to $(2id + f)^{\circ k}(n)$.

2. **Glue the same rectangular pattern over and under the obtained one:**

Then consider some $(2id + f)^{\circ k}(n) \times (r - 1)$ pattern R , where r is the rank of the SFT X . Glue it on the top of Q with $f(\max((2id + f)^{\circ k}(n), n, r))$ lines between the two rectangles. Then glue the rectangle R under the obtained pattern with

$$f(\max(f(\max((2id + f)^{\circ k}(n), n, r)) + r + n, (2id + f)^{\circ k}(n)))$$

lines between them. For k great enough (depending on n), these two last distances are equal to $f((2id + f)^{\circ k}(n))$, and $f(f((2id + f)^{\circ k}(n)) + n + r)$ respectively. By the gluing property, the obtained pattern (see Figure 12) is in the language of X .

3. **Pigeon hole principle on the columns of the obtained pattern:**

Consider the $(r - 1) \times (r + n + f((2id + f)^{\circ k}(n)) + f(f((2id + f)^{\circ k}(n)) + n + r))$ sub-patterns that appear on the bottom of the columns just on the right of each occurrence of the pattern P . There are 2^k of them, and there are at most $(|\mathcal{A}|)^{r+n+f((2id+f)^{\circ k}(n)+f(f((2id+f)^{\circ k}(n)+n+r))}$ different possibilities. From the fact that $f \leq id$, it follows that

$$(|\mathcal{A}|)^{r+n+f((2id+f)^{\circ k}(n)+f(f((2id+f)^{\circ k}(n)+n+r))} \leq (|\mathcal{A}|)^{2(r+n)+2f(3^k n)} \leq 2^k$$

for k great enough.

By the pigeon hole principle, two of these patterns are equal. Consider the rectangle between these two occurrences (including the second one).

4. Construction of a periodic configuration containing P :

This rectangle can be repeated on the whole plane to get a periodic configuration which is in X .

The set of periodic configurations obtained by this method is dense in X (for every pattern in its language appear in such a configuration). □

Proposition 24. *A subshift X verifying the conditions of Proposition 23 with f computable has decidable language.*

Proof. It is sufficient to prove that it is possible to decide if a block is in the language of X . Indeed, a pattern is in the language of X if and only if it is a sub-pattern of a block in the language of X whose size is determined by the pattern. In order to decide if a pattern is in the language of X , we consider all the blocks of this size having this pattern as sub-pattern, and use the algorithm on block to decide if these blocks are in the language of X . The pattern is in the language of X if and only if one of these blocks is in it.

We proved, in the proof of Proposition 23, that any n -block is sub-pattern of a rectangular pattern whose size is bounded by a computable function of n (since f is computable), whose topmost r lines are equal to the bottommost r lines and the leftmost r columns are equal to the rightmost r columns. To decide if some n -block P is in the language of X , we test for all the rectangular patterns that verify these conditions, if it has P as sub-pattern. The block P is in the language if and only if this is the case for at least one of these patterns. □

5.3 An example of linearly block gluing SFT with non decidable language

The property obtained in Proposition 6.2 is no longer true considering linearly block gluing subshifts of finite type. In this section we provide an example of linearly block gluing subshift of finite type having non decidable language:

Proposition 25. *There exists some $O(n)$ -block gluing \mathbb{Z}^2 -SFT with non decidable language.*

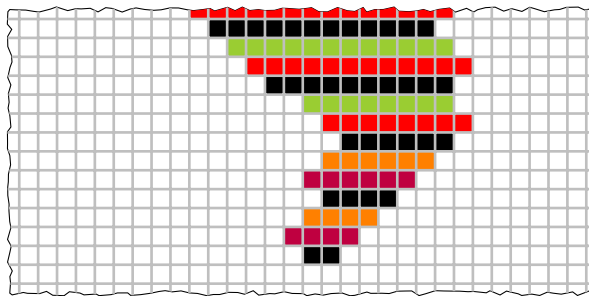


Figure 13: An example of configuration that respects the rules of the first layer of X_{Undec} .

Idea of the proof: *we construct a structure subshift which consists of infinite and constantly growing areas for the computations of machines. These areas can be distorted by shifting its adjacent lines one with respect to the other. This can be done in any of the two possible directions. This allows the linear block gluing. Then we implement a universal Turing machine, and forbid it to stop. This implies the non decidability.*

Proof. Let X_{undec} be a subshift, product of two layers. Here is a description of these layers:

1. **Computation areas layer:**

This layer has the following symbols:



Its local rules are the following ones:

- two horizontally adjacent non blank symbols have the same color.
- two vertically adjacent non blank symbols verify the following rules:
 - (a) if the bottom symbol is black, the top symbol is red or purple.
 - (b) if the bottom symbol is red, the top symbol is green.
 - (c) if the bottom symbol is purple, the top symbol is orange.
 - (d) if the bottom symbol is green or orange, the top symbol is black.

These rules allow to shift a row of the area from the one under, choosing the direction. Moreover the shifts happen each time by groups of two, so that the shift counterbalances the growth of the area.

- the patterns



are forbidden, where the gray symbol stands for any non blank symbol.

- the patterns



are forbidden, where the gray symbol stands for any non blank symbol. Similar rules are imposed, replacing the red symbol with a green one.

- the patterns



are forbidden, where the gray symbol stands for any non blank symbol. Similar rules replacing the red symbol with an orange one. These rules allow to control the shape of the areas.

These rules imply that:

- above $\square \blacksquare^n \square$ there is $\color{red}\square \color{red}\square^n \color{red}\square$, or $\color{purple}\square \color{purple}\square^n \color{purple}\square$.
- above $\square \color{red}\square^n \square$ there is $\color{green}\square \square^n \square$.
- above $\square \color{purple}\square^n \square$ there is $\square \square \color{orange}\square^n$.
- above $\square \color{green}\square^n \square$ there is $\blacksquare \square^n \square$.
- above $\square \color{orange}\square^n \square$ there is $\square \square \blacksquare^n$.

The computation areas consist of colored areas. They lie on a background of \square symbols. These areas are distorted infinite triangles: in two adjacent rows, the intersection of the area with the top row is larger than in the bottom row by one position on the right and one position on the left. Then this row is shifted or not, horizontally in one of the two directions, depending on the colors of the rows. See Figure 13 for an illustration.

2. **Machines layer:**

The second layer consists in the implementation of a Turing machine over these areas.

The symbols are the elements of $\mathcal{Q} \times \mathcal{A} \times \{\rightarrow, \leftarrow\}$, and the local rules are the following ones:

- (a) the blank symbols are superimposed with a blank symbol, and the Turing machine symbols are superimposed over non blank symbols.
- (b) Moreover, considering a 3×2 pattern whose projection on the first layer is fully colored and the bottom row is black, the rules of the space-time diagram of the machine apply. When the bottom row is not black, the symbols of this row are copied on the top row, on the shifted position according to the color of the bottom row. There rules of the space time diagram are adapted when on the border of the area.
- (c) Any halting state is forbidden.

These rules imply that for two adjacent rows of an area:

- if the bottom row is colored black, then the top row is the image of the bottom row by the machine process.
- in the other cases, the top row is just the image of the bottom row by the shift in the direction corresponding to the color of the bottom row.

We use a universal Turing machine, which has the following behavior when the initial tape is written with $w\#\infty$ for w a word on $\{0, 1\}$: it reads the word w which codes for the number of a Turing machine, and then simulates this machine on empty tape.

3. Properties of this subshift:

- (a) **The language of this subshift is not decidable:** if it was, we would be able to decide which of the words $w\#^n$ can be written on the bottom of an area. This is impossible since the halting problem is not decidable.
- (b) **This subshift is sharp linearly block gluing:** the worst case for gluing two blocks is when these blocks are filled with colored symbols in the first layer. In order to glue them, we complete the projection of the two blocks in the first layer, as in example 20, into the bottom of a computation area, surrounding it with blank symbols except on the top. Then we complete the trajectory of the machine head if there is one. The two extended patterns can be glued horizontally without constraint on the distance, because lines can be shifted towards opposite directions. For vertical gluing, we extend one of this patterns shifting the area in one direction so that the columns above this patterns are blank. The number of rows and columns depends linearly on the size of this pattern. Then we glue the second pattern on the top, shifting the area in the opposite direction and filling all the positions of \mathbb{Z}^2 left undefined by blank symbols.

□

5.4 Existence of aperiodic linearly block gluing subshifts

In this section, we give a proof of the following theorem:

Theorem 26. *There exists a linearly block gluing aperiodic \mathbb{Z}^2 -SFT.*

Idea of the proof: *Let us recall the idea of the proof for Theorem 26, presented in the introduction. This proof uses an operator on subshifts which transforms linearly net gluing subshifts of finite type into linearly block gluing subshifts of finite type. Moreover, it preserves the aperiodicity. The principle of this transformation is to distort \mathbb{Z}^2 , as illustrated on Figure 14, multiple times and in different directions.*

We then apply this transformation on the Robinson subshift which is known to be aperiodic and that we proved to be linearly net gluing (Proposition 21).

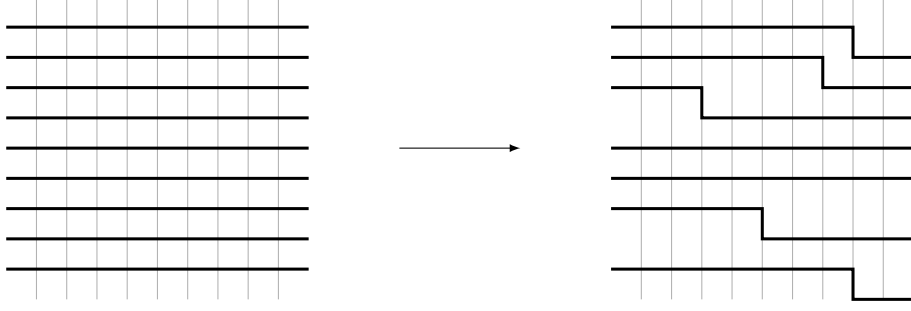


Figure 14: Illustration of the misshaping principle of the transformation for the proof of Theorem 26.

5.4.1 A subshift inducing pseudo-coverings by curves

Definition Let us denote Δ the \mathbb{Z}^2 SFT on alphabet $\{\rightarrow, \downarrow\}$, defined by the following forbidden patterns:

$$\begin{array}{ccc} \downarrow & \rightarrow & \downarrow \\ \downarrow & \rightarrow & \rightarrow \end{array} .$$

Pseudo-coverings by curves Let us introduce some words in order to talk about the global behavior induced by these rules:

- An (infinite) **curve** in \mathbb{Z}^2 is a set $\mathcal{C} = \varphi(\mathbb{Z})$ for some application $\varphi : \mathbb{Z} \rightarrow \mathbb{Z}^2$ such that for all $k \in \mathbb{Z}$, $\varphi(k+1) = \varphi(k) + (1, 0)$ or $\varphi(k+1) = \varphi(k) + (1, -1)$.
- We say that a curve is **shifted downwards** at position $\mathbf{j} \in \mathbb{Z}^2$ when there exists some $k \in \mathbb{Z}$ such that $\varphi(k) = \mathbf{j}$ and $\varphi(k+1) = \mathbf{j} + (1, -1)$.
- A **pseudo-covering of \mathbb{Z}^2 by curves** is a sequence of curves $(\mathcal{C}_k)_{k \in \mathbb{Z}}$ such that for every $\mathbf{j} \in \mathbb{Z}^2$, there exists some $k \in \mathbb{Z}$ such that $\{\mathbf{j}, \mathbf{j} + (0, 1)\} \cap \mathcal{C}_k \neq \emptyset$ (meaning that every element of \mathbb{Z}^2 is in a curve or the vector just above is), and for every $k \neq k'$, $\mathcal{C}_k \cap \mathcal{C}_{k'} = \emptyset$ (the curves do not intersect). We say that two curves in this pseudo-covering are **contiguous** when the area delimited by these two curves does not contain any third curve. The gap between two contiguous curves in some column is the distance between the intersection of these two curves with the column. This gap is 0 or 1 between two contiguous curves in a pseudo-covering.

A configuration in Δ induces a pseudo-covering by curves Let $\delta \in \Delta$. Let us consider the pseudo-covering of \mathbb{Z}^2 by curves $(\mathcal{C}_k(\delta))_{k \in \mathbb{Z}}$, such that $\mathcal{C}_k(\delta) = \varphi_{\delta, k}(\mathbb{Z})$ and where $\varphi_{\delta, k}$ is as follows.

If $\delta_{(0,0)} = \rightarrow$, then $(0, 0) = \varphi_{\delta, 0}(0)$. Else $(0, 1) = \varphi_{\delta, 0}(0)$. In addition, for m the biinfinite sequence of integers such that $\delta_{(m_k, 0)}$ is the k th \rightarrow in the column 0, counting from the previous considered one, then $(m_k, 0) = \varphi_{\delta, k}(0)$.

For every $\mathbf{i} \in \mathbb{Z}^2$ such that $\mathbf{i} = \varphi_{\delta, k}(n)$ for some $k \in \mathbb{Z}, n \in \mathbb{Z}$:

- if $\delta_{\mathbf{i}} = \rightarrow$, and $\delta_{\mathbf{i}+(1,0)} = \downarrow$, then $\varphi_{\delta, k}(n+1) = \mathbf{i} + (1, -1)$ (the curve is shifted downwards in this column).
- else $\delta_{\mathbf{i}} = \rightarrow$ and $\delta_{\mathbf{i}+(1,0)} = \rightarrow$, then $\varphi_{\delta, k}(n+1) = \mathbf{i} + (1, 0)$.

The first rule implies that all the curves of this pseudo-covering can not be shifted downwards multiple times in the same column. The second one implies that if a curve is shifted downwards at position $\mathbf{i} \in \mathbb{Z}^2$, then there is no curve going through position $\mathbf{i} - (1, 1)$.

Figure 15 gives an illustration of the definition of a curve in a configuration of Δ .

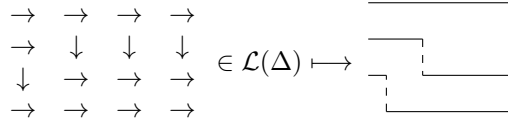


Figure 15: An example of an admissible pattern in Δ and the curves going through it.

5.4.2 Distortion operators on subshifts of finite type

Let \mathcal{A} be some alphabet. Denote $S_{\mathcal{A}}$ the set of SFT over \mathcal{A} . We introduce operators $d_{\mathcal{A}} : S_{\mathcal{A}} \rightarrow S_{\tilde{\mathcal{A}}}$, with $\tilde{\mathcal{A}} = (\mathcal{A} \cup \{\square\}) \times \{\rightarrow, \downarrow\}$.

Pseudo-projection Consider the subshift $\Delta_{\mathcal{A}} \subset (\mathcal{A} \cup \{\square\})^{\mathbb{Z}^2} \times \Delta$, where the forbidden patterns are the ones defining Δ and the patterns where a symbol in \mathcal{A} is superimposed to a \downarrow symbol or where \square is superimposed to a \rightarrow symbol.

Define a **pseudo-projection** $\mathcal{P} : \Delta_{\mathcal{A}} \rightarrow \mathcal{A}^{\mathbb{Z}^2}$, as follows: for $(y, \delta) \in \Delta_{\mathcal{A}}$,

$$(\mathcal{P}(y, \delta))_{i,j} = y_{\varphi_{\delta,j}(i)}.$$

Notice that the function \mathcal{P} is continuous but not shift invariant.

We denote π_1 the projection on the first layer ($\pi_1(y, \delta) = y$), and π_2 the projection on the second layer.

Definition of the operators Let X be some SFT on the alphabet \mathcal{A} , and define $d_{\mathcal{A}}(X) = \mathcal{P}^{-1}(X)$. Denoting r the rank of the SFT X , $d_{\mathcal{A}}(X)$ can be defined by imposing that, considering the intersection of a set of r contiguous curves with r consecutive columns, the corresponding r -block is not a forbidden pattern in X . Because the gap between two contiguous curves is bounded, $d_{\mathcal{A}}(X)$ is defined by a finite set of forbidden patterns. Then this is a SFT.

One can think to $d_{\mathcal{A}}(X)$ as having two layers. The first one has alphabet $(\mathcal{A} \cup \{\square\})$ and called the X layer. The second one has alphabet $\{\rightarrow, \downarrow\}$ and is called the Δ layer. For X is the subshift X_R or X_{adR} , Figure 16 shows an example of pattern in the X layer of the subshift $d_{\mathcal{A}}(X)$ whose pseudo-projection is the supertile south west order two supertile.

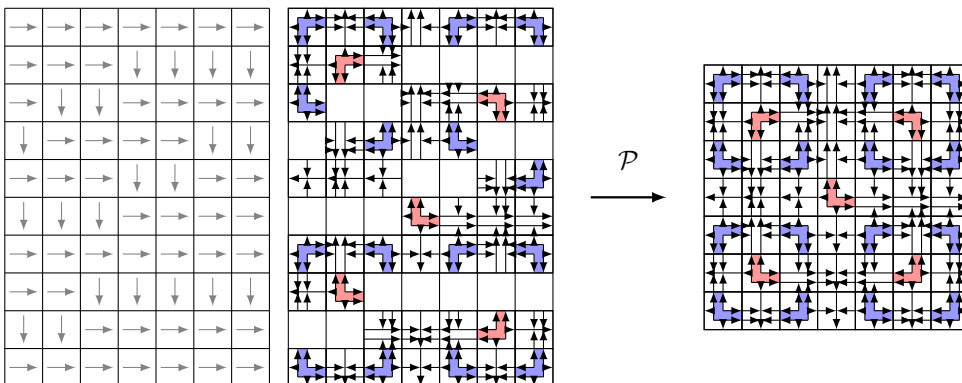


Figure 16: Example of a pattern which is sent to the south west two order supertile by pseudo-projection.

Properties of the operators $d_{\mathcal{A}}$ We use the following properties of the operators $d_{\mathcal{A}}$ in order to prove Theorem 26.

Proposition 27. *For an aperiodic SFT X on the alphabet \mathcal{A} , $d_{\mathcal{A}}(X)$ is also aperiodic.*

Idea: *the main argument of this proof is that if a configuration in $d_{\mathcal{A}}(X)$ is periodic, then the projection on the Δ layer is periodic. This means that although there is a distortion of the configuration in X , the distortion is done in a periodic way. From this, we deduce that the pseudo-projection on X of this configuration is periodic.*

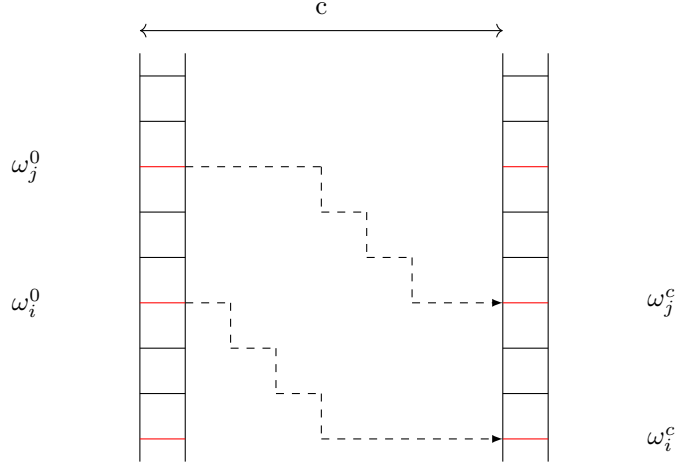


Figure 17: Schema of the proof of Proposition 27.

Proof. Assume that there exists a configuration $z \in d_{\mathcal{A}}(X)$ which is periodic: there exists $n > 0$ such that for all i, j , $z_{i+n, j} = z_{i, j+n} = z_{i, j}$. We will prove that the pseudo-projection of z on X , $x = \mathcal{P}(z)$ is periodic.

1. Coding the positions of intersections of the curves with a column:

To each column k in z we associate the bi-infinite word ω^k in $(\mathbb{Z}/n\mathbb{Z})^{\mathbb{Z}}$ such that for all $i \in \mathbb{Z}$, ω_i^k is the element $\overline{m_i}$ of $\mathbb{Z}/n\mathbb{Z}$, class modulo n of m_i where $(0, m_i)$ is the intersection position of the i th curve of $\pi_2(z)$ with the column k .

2. Function relating the codings of two columns:

Following a curve (see Figure 17) from the column 0 to the column n , we get an application ψ from the set of possible $\overline{m_i}$ into itself. This comes from the vertical periodicity of the projection of z on the second layer. The word ω^n is obtained from ω^0 applying ψ to all the letters in ω^0 .

3. Coding of the intersections and periodicity:

Since ψ is an invertible function from a finite set into itself (indeed, we have an inverse map following the curve backwards), there exists some $c > 0$ integer such that $\psi^c = \text{Id}$. As a consequence, $\omega^{nc+j} = \omega^j$ for all integers j . That means that the column $cn+j$ is obtained by shifting kn times downwards the column j , for some $k \geq 0$. Using the horizontal periodicity of y , we then have that

$$(x_{j,l})_{l \in \mathbb{Z}} = (x_{cn+j, l+kn})_{l \in \mathbb{Z}}.$$

Using the vertical periodicity, that $(x_{j,l})_{l \in \mathbb{Z}} = (x_{cn+j, l})_{l \in \mathbb{Z}}$, hence the configuration $x \in X$ is periodic, which can not be true.

As a consequence, no configuration in $d_{\mathcal{A}}(X)$ can be periodic. Thus this subshift is aperiodic. \square

The following proposition will be a useful tool in order to prove that the operators $d_{\mathcal{A}}$ transform linearly net gluing subshifts into block gluing ones.

Proposition 28 (Completing blocks). *There exists an algorithm \mathcal{T} that, taking as input some locally admissible n -block p of Δ , outputs a rectangular pattern $\mathcal{T}(p)$ which has p as a sub-pattern and such that:*

- the number of curves in $\mathcal{T}(p)$ is equal to the number of its columns,
- the dimensions of $\mathcal{T}(p)$ are smaller than $5n$,
- the top and bottom rows of $\mathcal{T}(p)$ have only \rightarrow symbols- this means that all the curves crossing $\mathcal{T}(p)$ comes from its left side and go to the right side.

Remark 4. *The properties of the pattern $\mathcal{T}(p)$ ensure that this is a globally admissible pattern. Hence every locally admissible pattern of the subshift Δ is globally admissible.*

Idea: *the proof consists in extending the curves that cross a pattern from above and below. Then we add curves on the top and bottom that are straighter and straighter.*

Proof. If p is a 1-block, and p is a single \rightarrow , then the result is direct. If p is a single \downarrow , then it can be extended in

$$\begin{array}{cccc} \rightarrow & \rightarrow & \rightarrow & \\ \rightarrow & \downarrow & \downarrow & \\ \downarrow & \rightarrow & \rightarrow & \\ \rightarrow & \rightarrow & \rightarrow & \end{array},$$

which verifies the previous assertion.

If p is a n -block with $n \geq 2$:

First step. Extending the curves that enter in the block upside/downside:

1. If in the top row of the block p there is the pattern $\downarrow\rightarrow$ - this means that there is an incoming curve (the position of the \rightarrow is in this curve) - then we add symbols in the row just above. We extend each of the incoming curves, considering the curves from left to right, in this row. For this purpose we add a \downarrow over the \rightarrow for each of the patterns $\downarrow\rightarrow$. Then we add \rightarrow symbols on the left of this one until meeting another \downarrow or the left side of the block. If in the added row there are $\downarrow\rightarrow$ patterns, then return to the beginning of this step. Else, stop.
2. Do similar operations on the bottom of the block.

Since the number of $\downarrow\rightarrow$ patterns in the top row is strictly decreasing, this series of operations stops at some point.

Example 29. *If we take p the following 4-block*

$$\begin{array}{cccc} \rightarrow & \rightarrow & \downarrow & \rightarrow \\ \rightarrow & \downarrow & \rightarrow & \rightarrow \\ \downarrow & \rightarrow & \rightarrow & \rightarrow \\ \rightarrow & \rightarrow & \rightarrow & \rightarrow \end{array}$$

at this point, we obtain:

$$\begin{array}{cccc} \rightarrow & \rightarrow & \rightarrow & \downarrow \\ \rightarrow & \rightarrow & \downarrow & \rightarrow \\ \rightarrow & \downarrow & \rightarrow & \rightarrow \\ \downarrow & \rightarrow & \rightarrow & \rightarrow \\ \rightarrow & \rightarrow & \rightarrow & \rightarrow \end{array}$$

Second step. Completing the pattern on the top and bottom until the top row and bottom row are straight:

While the top curve of the pattern is not straight, apply the following procedure:

1. On the top of the last column, add a \downarrow and keep adding \downarrow on the left until meeting on the left an already defined symbol (there can be such symbols, introduced in the first step) or the left extremity.
2. Add another curve above by the following procedure. Add a \rightarrow on the top of the last column, and then add \rightarrow symbols on the left until meeting an already defined symbol on the left. When that happens, add a \downarrow above and then add \rightarrow 's on the left until reaching a defined symbol. Repeat this operation until reaching the first column.

Since the number of times that the top curve is shifted downwards decreases at each step, this series of operations stops.

Do similar operations on the bottom.

Example 30. *At this point, we obtain:*

$$\begin{array}{cccc}
 \rightarrow & \rightarrow & \rightarrow & \rightarrow \\
 \rightarrow & \rightarrow & \rightarrow & \downarrow \\
 \rightarrow & \rightarrow & \downarrow & \rightarrow \\
 \rightarrow & \downarrow & \rightarrow & \rightarrow \\
 \downarrow & \rightarrow & \rightarrow & \rightarrow \\
 \rightarrow & \rightarrow & \rightarrow & \rightarrow
 \end{array}$$

Third step. Equalization of the number of curves and the number of columns:

If the number of columns is smaller than the number of curves, then add a number of columns equal to the difference, by adding copies of the last column on its right side. If the number of curves is smaller, then add lines of \rightarrow symbols on the top.

Example 31. *After this last step we obtain:*

$$\begin{array}{ccccc}
 \rightarrow & \rightarrow & \rightarrow & \rightarrow & \rightarrow \\
 \rightarrow & \rightarrow & \rightarrow & \downarrow & \downarrow \\
 \rightarrow & \rightarrow & \downarrow & \rightarrow & \rightarrow \\
 \rightarrow & \downarrow & \rightarrow & \rightarrow & \rightarrow \\
 \downarrow & \rightarrow & \rightarrow & \rightarrow & \rightarrow \\
 \rightarrow & \rightarrow & \rightarrow & \rightarrow & \rightarrow
 \end{array}$$

For p some n -block, the dimensions of $\mathcal{T}(p)$ are smaller than the sum of:

1. the dimension of p (equal to n)
2. two times the number of entering curves by the top and outgoing by the bottom (one for completing the curves (first step)
3. and one for reducing the shifts (second step)).

Each one of these numbers is smaller than n . The third step does not make this bound greater, because in this pattern the number of curves is smaller than the number of lines. As a consequence, the dimensions of $\mathcal{T}(p)$ are smaller than $5n$. \square

Proposition 32. *Let X be some linearly net gluing subshift on alphabet \mathcal{A} . There exists some vector function \mathbf{u}' and a function g that:*

1. *take as arguments two n -blocks p, q for some n ,*
2. *respectively associates to these blocks an element of \mathbb{Z}^2 and an element of \mathbb{N}*

These functions verify that for any couple of n -blocks p, q in the language of $d_{\mathcal{A}}(X)$, the gluing set of p relative to q contains infinite columns regularly displayed. Moreover, the gluing set contains regularly displayed positions in a central column:

$$g(p, q)(\mathbb{Z} \setminus \{0\})\mathbf{e}^2 + \mathbf{u}'(p, q) \subset \Delta_{d_{\mathcal{A}}(X)}(p, q),$$

$$g(p, q)(\mathbb{Z} \setminus \{-3, \dots, 3\})\mathbf{e}^1 + \mathbb{Z}\mathbf{e}^2 + \mathbf{u}'(p, q) \subset \Delta_{d_{\mathcal{A}}(X)}(p, q),$$

where function g verifies that

$$\max_{p, q} g(p, q) = O(n),$$

where the maximum is over the n -blocks.

Idea: *this proof consists in analyzing how the operator acts on the gluing set of a n -block p relative to another pattern q . The operator allows perturbations to be introduced on these sets.*

Proof. Let X be some f net gluing subshift on alphabet \mathcal{A} , where $f(n) = O(n)$.

Formulation of the linear net gluing of X : This means that there exist two function $\mathbf{u} : \mathcal{L}_n(X)^2 \rightarrow \mathbb{Z}^2$ and $\tilde{f} : \mathcal{L}_n(X)^2 \rightarrow \mathbb{N}$ such that for all $n > 0$ and every couple of n -blocks r, s in the language of X , the gluing set of r relative to s in X contains

$$\mathbf{u}(r, s) + (n + \tilde{f}(r, s))(\mathbb{Z}^2 - (0, 0)),$$

and for all r, s n -blocks,

$$\tilde{f}(r, s) \leq f(n).$$

We consider in this proof that $\mathbf{u} = \mathbf{0}$, since this proof can be adapted to a general function \mathbf{u} without difficulty.

Sufficient conditions to verify: It is sufficient to prove the statement of the proposition for patterns whose projection on Δ are $\mathcal{T}(\pi_2(p))$ and $\mathcal{T}(\pi_2(q))$. Indeed, the size of these patterns is bounded by a linear function of the size of the patterns $p, q \in d_{\mathcal{A}}(X)$.

Let p, q two n -blocks in the language of the subshift $d_{\mathcal{A}}(X)$. Without loss of generality, we can consider that the patterns $\mathcal{T}(\pi_2(q))$ and $\mathcal{T}(\pi_2(p))$ have the same number of curves crossing them. We denote \tilde{p} and \tilde{q} some admissible patterns whose projections of Δ are respectively $\mathcal{T}(\pi_2(p))$ and $\mathcal{T}(\pi_2(q))$. The pseudo-projections of these patterns on X are m -block of X , where m is the number of curves in $\mathcal{T}(\pi_2(p))$ and $\mathcal{T}(\pi_2(q))$. This is due to the fact that the top and bottom rows of these patterns are straight. These pseudo-projections are denoted $\mathcal{P}(\tilde{p})$ and $\mathcal{P}(\tilde{q})$, according to previous notations.

We place the pattern $\mathcal{P}(\tilde{q})$ on position $(0, 0)$.

The gluing sets of $d_{\mathcal{A}}(X)$ contain infinite columns periodically displayed: Let us show that the gluing set of \tilde{p} relative to \tilde{q} contains infinite columns periodically displayed.

Let $k \geq 4$ and l integers such that $l \neq 0$, and consider some vector

$$\mathbf{u} = (m + \tilde{f}(\mathcal{P}(\tilde{p}), \mathcal{P}(\tilde{q}))(k, l).$$

We will prove the following:

- When $l \geq 2$ and t is any integer such that

$$0 \leq t \leq \tilde{f}(\mathcal{P}(\tilde{p}), \mathcal{P}(\tilde{q})) + m,$$

the position $\mathbf{u} + t.\mathbf{e}^2$ is in the gluing set in $d_{\mathcal{A}}(X)$ of the pattern \tilde{p} relative to \tilde{q} .

- When $l \leq -2$, this set contains the position $\mathbf{u} - t.\mathbf{e}^2$, for the same integers t .
- When $l = 1$ or $l = -1$, then this set contains $\mathbf{u} - t.\mathbf{e}^2$, for all t such that

$$0 \leq t \leq 2(\tilde{f}(\mathcal{P}(\tilde{p}), \mathcal{P}(\tilde{q})) + m).$$

As a consequence, this gluing set contains the whole infinite column that contains

$$(m + \tilde{f}(\mathcal{P}(\tilde{p}), \mathcal{P}(\tilde{q}))(k, 0)$$

for all $k \geq 8$. Indeed, it contains an infinity of segments which overlap only on their border. We have the same property for $k \leq -4$, by reversing p and q .

1. **When $|l| \geq 2$:**

Let t be some integer such that

$$0 \leq t \leq \tilde{f}(\mathcal{P}(\tilde{p}), \mathcal{P}(\tilde{q})) + m.$$

In the case $l \geq 2$, we do the following operations. See a schema on Figure 18.

- We extend the curves crossing the pattern \tilde{q} in a straight way until infinity.
- In the case $l \geq 2$, we add straight curves below the obtained pattern. We do that in such a way that these curves have gap 0 between them. On the top, we introduce t times a straight infinite curve with gap 1 with the curve below. Then we add

$$l(\tilde{f}(\mathcal{P}(\tilde{p}), \mathcal{P}(\tilde{q})) + m) - t - m$$

straight infinite curves with gap 0 with the curve below.

- Then we add the pattern \tilde{p} on position $\mathbf{u} + t.\mathbf{e}^2$.
- We extend the curves crossing this pattern in a straight way until infinity.
- We add straight lines on the top, without gaps between them.
- Then we color the curves with elements of the curves with elements of \mathcal{A} such that the configuration is admissible. This is possible from the net gluing property of the subshift X . Indeed, the position of the pattern $\mathcal{P}(\tilde{p})$ relatively to $\mathcal{P}(\tilde{q})$ in the pseudo-projection of this configuration is \mathbf{u} . Moreover, this vector is in the gluing set of the first pattern relatively to the second one.

The case $l \leq -2$ is similar. The difference is that the pattern \tilde{p} appears on position $\mathbf{u} - t.\mathbf{e}^2$.

2. **When $l = 1$ or -1 :**

Here we prove that the pattern \tilde{p} can be glued relatively to \tilde{q} on position $\mathbf{u} - t.\mathbf{e}^2$.

The steps of a construction of a configuration that supports this gluing are as follows:


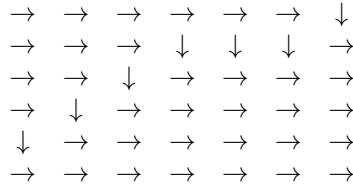


Figure 18: Illustration of the construction for the proof of Theorem 37 when $l \geq 2$.

(a) **Compactification of the outgoing curves:**

We extend $\mathcal{T}(\pi_2(q))$ using the following procedure. While in the last column of the pattern there is some sub-pattern $\begin{matrix} \rightarrow \\ \downarrow \end{matrix}$ (meaning that there is a gap between two outgoing curves), do the following: on the right of the patterns $\begin{matrix} \rightarrow \\ \downarrow \end{matrix}$, write $\begin{matrix} \downarrow \\ \rightarrow \end{matrix}$ and write a copy of the other \rightarrow symbols on their right side.

Example 33. Taking the same example as in the proof of Proposition 28, the result is:



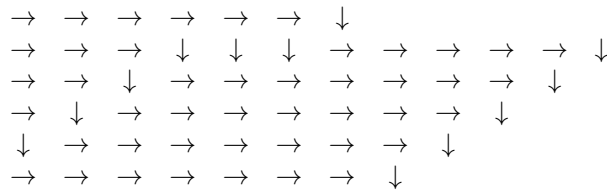
Since there are m curves the number of additional columns on the right for this step is smaller than m . Indeed, one column is sufficient to reduce the gap between a curve and the curve just below.

(b) **Making the curves shift:**

We add columns on the right of the extension of $\mathcal{T}(\pi_2(q))$. We follow the following procedure, in order to make all the curves in it shift t times:

- i. Consider the right part of the pattern constituted with \rightarrow symbols and add a triangle made of \rightarrow symbols except on the diagonal part. On this part we write \downarrow symbols (this is the first shift).

Example 34. Taking the same example as previously, the result is:



- v. In the end we add \mathcal{A} symbols over the curves, when not already determined. This is possible from the linear net gluing property of X . Indeed, there are $\tilde{f}(\mathcal{P}(\tilde{p}), \mathcal{P}(\tilde{q}))$ added between the patterns \tilde{p} and \tilde{q} and the pattern \tilde{p} is on a position in the column containing \mathbf{u} .

See Figure 19 for an illustration of this case, when $l = 1$.

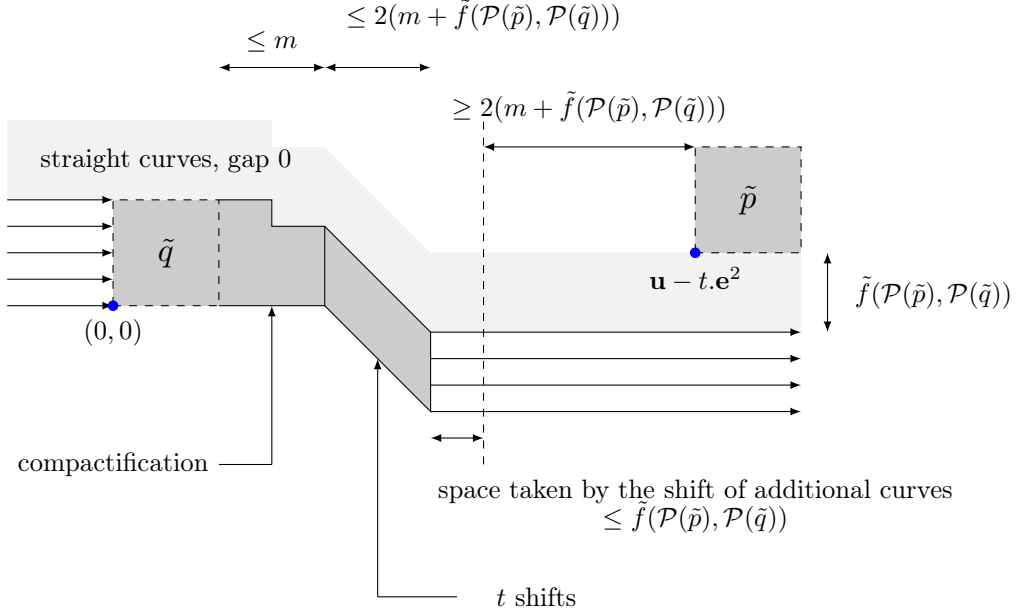


Figure 19: schema of the construction for the proof of Theorem 37 when $l = 1$.

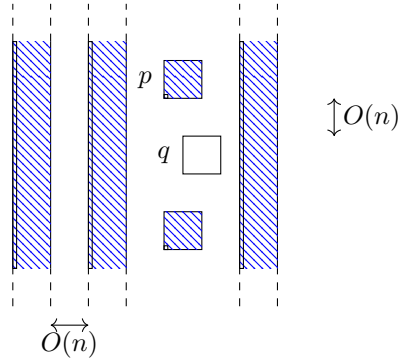


Figure 20: Schematic representation of a set of positions included in the gluing set of some couple of n -blocks in $d_{\mathcal{A}}(X)$.

From this construction we deduce that

$$\{\mathbf{w} \in \mathbb{Z}^2 \mid \mathbf{w}_1 = \mathbf{v}_1(g(p, q)), |\mathbf{v}_1| \geq 4\} \subset \Delta_{d_{\mathcal{A}}(X)}(p, q),$$

where

$$g(p, q) = m + \tilde{f}(\mathcal{P}(\tilde{p}), \mathcal{P}(\tilde{q})).$$

Thus,

$$\max_{p,q} g(p,q) = O(n).$$

Indeed, because $m \leq 5n$ and f is non decreasing, this number is smaller than $4(f(5n)+5n) = O(n)$. This comes from the fact that $f(n) = O(n)$.

The gluing sets of $d_{\mathcal{A}}(X)$ contain periodic positions in the central column: Consider some $\mathbf{u} = (m + \tilde{f}(\mathcal{P}(\tilde{p}), \mathcal{P}(\tilde{q})))\mathbf{v}$ with $\mathbf{v} = (\mathbf{v}_1, \mathbf{v}_2)$, $\mathbf{v}_2 \neq 0$, and $\mathbf{v}_1 = 0$. The pattern p can be glued relatively to q in $d_{\mathcal{A}}(X)$ in position \mathbf{u} in a configuration $x^{\mathbf{u}}$.

Indeed, the pattern $\mathcal{T}(\pi_2(q))$ can be glued relatively to $\mathcal{T}(\pi_2(p))$ in Δ with relative position \mathbf{u} . In order to prove that one can glue the two patterns with this relative position. Then one completes straightly the curves that go through the two patterns and fulfill \mathbb{Z}^2 with straight curves. One shifts the configuration in such a way that $\pi_2(q)$ appears in position $(0,0)$. Then one completes this configuration with letters in \mathcal{A} so that the pseudo-projection is $x^{\mathbf{u}}$.

This means that

$$\left\{ \mathbf{w} \in \mathbb{Z}^2 \mid \mathbf{w}_2 \in (m + \tilde{f}(\mathcal{P}(\tilde{p}), \mathcal{P}(\tilde{q}))) (\mathbb{Z} \setminus \{0\}), \mathbf{w}_1 = 0 \right\} \subset \Delta_{d_{\mathcal{A}}(X)}(p,q).$$

The Figure 20 shows the set of positions that we proved to be in the gluing set of the pattern p relatively to q .

□

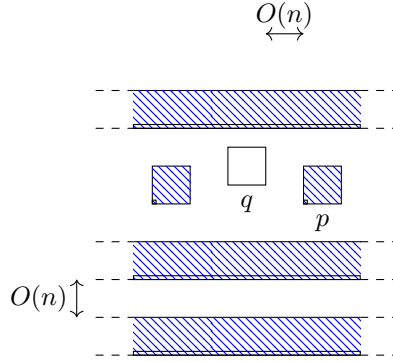


Figure 21: Schematic representation of a set of positions included in the gluing set of some couple of n -blocks in $\rho \circ d_{\mathcal{A}}(X)$.

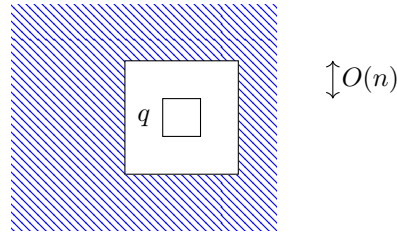


Figure 22: Schematic representation of a set of positions included in the gluing set of some couple of n -blocks in $d_{\tilde{\mathcal{A}}} \circ \rho \circ d_{\mathcal{A}}(X)$.

Let us denote ρ the transformation on subshifts that acts as a rotation by an angle $\pi/2$. Let X be a subshift on an alphabet \mathcal{A} and defined by a set \mathcal{F} of forbidden patterns. Then $\rho(X)$ is the subshift on alphabet \mathcal{A} defined by the set of patterns that are image by rotation of the patterns in \mathcal{F} . Thus ρ transforms SFT into SFT.

Theorem 37. *The operator $d_{\bar{\mathcal{A}}} \circ \rho \circ d_{\mathcal{A}}$ transforms linear net-gluing subshifts of finite type into linear block gluing ones.*

Idea: *the idea is to see how this operator acts on the gluing sets of n -blocks p relative to another q and see that it fulfills the part of \mathbb{Z}^2 outside of a box containing q whose size is $O(n)$.*

Proof. Since ρ acts as a $\pi/2$ rotation over patterns (and thus on configurations), the gluing set of some n -block p in the language of $\rho \circ d_{\mathcal{A}}(X)$ relatively to another one q contains the positions shown by Figure 21. Using the same procedure as in the proof of Proposition 32, we get that the gluing set of two n -blocks in the language of $d_{\bar{\mathcal{A}}} \circ \rho \circ d_{\mathcal{A}}(X)$ contains some set of positions as in Figure 22. Indeed, this procedure introduced a vertical perturbation in the positions of the gluing sets. From the form of the sets included in the gluing sets on Figure 21, this perturbation transforms the gluing sets of the subshift $d_{\bar{\mathcal{A}}} \circ \rho \circ d_{\mathcal{A}}(X)$ by fulfilling the plane outside the box having size $O(n)$.

This means that the subshift $d_{\bar{\mathcal{A}}} \circ \rho \circ d_{\mathcal{A}}(X)$ is linearly block gluing. \square

Proof. of Theorem 26: We know that $X_{\mathbb{R}}$ is linearly net gluing. As a consequence, the subshift $d_{\bar{\mathcal{A}}} \circ \rho \circ d_{\mathcal{A}}(X_{\mathbb{R}})$ is linearly block gluing. It is also aperiodic, since $X_{\mathbb{R}}$ is aperiodic. \square

6 Entropy of block gluing \mathbb{Z}^2 -SFTs

In this section we present some results about the computability of entropy of block gluing \mathbb{Z}^2 -SFT. The reader will find the proof of the main theorem in the next section.

6.1 Characterization of the entropies of \mathbb{Z}^2 -SFT

Let us recall that $N_n(X) = |\mathcal{L}_n(X)|$ denotes the number of n -blocks in the language of a subshift X . Its entropy is defined as:

$$h(X) = \inf_n \frac{\log_2(N_n(X))}{n^2}$$

6.2 Computability of the entropy for the sub-logarithmic regime

In this section we show that the entropy of block gluing SFT with a sub-logarithmic gap function is computable. This generalizes Proposition 3.3 in [PS15]. This proposition states that a multidimensional SFT which is block gluing with a constant gap function is computable.

Definition 38. *Let $(a_n)_n$ be a sequence of non-negative real numbers. We say that the series $\sum_n a_n$ converges with **computable rate** when there exists an algorithm which on input t computes an integer $n(t)$ such that*

$$\sum_{n \geq n(t)} a_n < 2^{-t}.$$

Theorem 39 ([?]). *Let $f : \mathbb{N} \rightarrow \mathbb{N}$ be a function, d be an integer and X a \mathbb{Z}^d -subshift whose language is decidable. If the series $\sum_n f(n)/n^2$ converges with computable rate, then $h(X)$ is computable.*

Proposition 40. *Let X be a SFT which is f block gluing. If the function f verifies the following conditions:*

1. $f(n) \in o(\log(n))$

2. $f \leq id$,

then $h(X)$ is computable.

Proof. From Proposition , we get that the language of such a subshift is decidable. Moreover, the function f verifies the conditions of Theorem 39. As a consequence, $h(X)$ is computable. \square

6.3 Characterization of the entropies of linearly block gluing \mathbb{Z}^2 -SFT

In this section, we prove the following theorem:

Theorem 41. *The possible entropies of linearly block gluing \mathbb{Z}^2 -SFT are exactly the non-negative Π_1 -computable numbers.*

Corollary 42. *The possible entropies of transitive \mathbb{Z}^2 -SFT are exactly the non-negative Π_1 -computable numbers.*

6.3.1 Outline of the proof of Theorem 41

The steps list of the proof of Theorem 41 is the following:

1. We first prove that any Π_1 -computable number h is the entropy of a linearly net gluing \mathbb{Z}^2 -SFT. It is sufficient to realize the numbers in $[0, 1]$. Indeed, in order to realize the numbers in $]1, +\infty[$ one can take the product of a linearly net gluing SFT having entropy in $[0, 1]$ with a full shift. When h is in $\{0, 1/4, 1/2, 3/4, 1\}$, this is easy to find a linearly net gluing \mathbb{Z}^2 -SFT whose entropy is h . Indeed, this can be done by allowing random bits on a regularly displayed set of positions in \mathbb{Z}^2 . Hence we only have to realize the numbers in $[0, 1] \setminus \{0, 1/4, 1/2, 3/4, 1\}$.

The steps of the realization for these numbers are as follows:

- (a) First, for any Π_1 -computable sequence $s \in \{0, 1\}^{\mathbb{N}}$ and any $N > 0$, we construct in Section 7 a linearly net gluing \mathbb{Z}^2 -SFT $X_{s,N}$. The integer N corresponds to a threshold and the sequence s corresponds to a control on the entropy of the subshift.

This part is an adaptation of the construction in [HM10]. This construction uses an implementation of Turing machines whose work is to control the frequency of apparition of some random bits. These bits generate the entropy through frequency bits specifying if a random bit can be present or not. In this construction, the obstacles for transitivity (and thus linear net gluing) are the following ones:

- i. the identification of frequency bits over areas that are not closely related to the structures
- ii. and the possibility of degenerated behaviors of the Turing machines dynamics in infinite areas.

The first obstacle is solved by a modification of the identification areas (this mechanism is described in Section 7.3 and abstracted on Figure 23) corresponding to the insides of Robinson's structures defining computation units (they will be defined in a more precise way in the following). The second one is solved by the simulation of degenerated behaviors in all the computation units aside the intended behaviors. This ensures that the results of this simulation is not taken into account - this means that the frequency bits are not affected, using error signals propagating through the border of Robinson's structures (this is described in Section 7.4 and Section 7.7, and abstracted on Figure 24). The subshift is net gluing since any pattern can be completed, with control on the size, into a pattern over a simulation area.

- (b) In Section 8 we prove an explicit formula for the entropy of the subshifts $X_{s,N}$ which depends on the parameters s, N . Afterwards, for any $h \in [0, 1] \setminus \{0, 1/4, 1/2, 3/4, 1\}$, we associate some \mathbb{Z}^2 -SFT X_h by choosing some parameters s, N so that the entropy of X_h is h . Then we prove in Section 9 that this subshift is linearly net gluing.

2. We present in Section 10 adaptations $d_{\mathcal{A}}^{(r)}$ of the operator $d_{\mathcal{A}}$ presented in Section 5.4.1. These operators verify the equalities

$$h(d_{\mathcal{A}}^{(r)}(Z)) = \frac{\log_2(1+r)}{r} + h(Z)$$

for any subshift Z . Since the additional entropy $\frac{\log_2(1+r)}{r}$ induced by the operator is computable and that the operator $d_{\mathcal{A}}^{(r)} \circ \rho \circ d_{\mathcal{A}}^{(r)} \circ \rho \circ d_{\mathcal{A}}^{(r)}$ transforms linearly net gluing SFTs into linearly block gluing ones, this allows any Π_1 -computable number in $]0, 1[$ to be realized as the entropy of a block gluing SFT. Since the entropy zero is trivial to realize, this means that any Π_1 -computable number in $[0, 1]$ is the entropy of a linearly block gluing SFT.

6.3.2 Description of the layers in the construction of the subshifts $X_{s,N}$

Here is a more precise description of the construction of $X_{s,N}$ for a given $h \in [0, 1]$.

First, we fix some parameters s and N , where s is a Π_1 -computable sequence of $\{0, 1\}^{\mathbb{N}}$, and $N > 0$ is an integer.

The construction of the subshift $X_{s,N}$ involves a hierarchy of computing units that we call cells. Each cell is divided into four parts and in each of these parts a machine works. The center (called nucleus) of each cell contains an information which codes for the behavior of the machines. Two of these machines compute and the other two simulate degenerated behaviors. This means in particular that the initial tape of the machine is left free and that machine heads can enter at any time and in any state on the two sides of the machine area. The aim of the computing machines is to control some random bits that generate the entropy, through frequency. These bits are grouped in infinite sets having frequency given by a formula. This allows the entropy to be expressed as the sum of three entropies h_{int} , $h_{\text{comp}}(s)$ and $h_{\text{sim}}(N)$. The first one is generated by random bits, and serve to place the entropy of the subshift in one of the quarters of the segment $[0, 1]$. Each of the two other entropies is the sum of a series. The first one involves the sequence s and is the entropy due to random bits. The second one is generated by the symbols left free in the simulation area. We choose N so that the sum of h_{int} and $h_{\text{sim}}(N)$ is smaller than $h_{\text{comp}}(s)$. By the choice of the sequence s we control the series whose sum is $h_{\text{comp}}(s)$. We choose this entropy so that the total entropy is h .

Here is a detailed description of the layers in this construction.

- *Structure layer* [Section 7.1]: This layer consists in the subshift X_{R} . Recall that any configuration of this subshift exhibits a cell hierarchy. In this setting, for all n the order n cells appear periodically in the vertical and horizontal directions. Some additional marks allow the decomposition of the cells into sub-structures that we describe in this section. In each of these sub-structures specific behaviors occur. In particular, each cell is decomposed into four parts called quarters.
- *Basis layer* [Section 7.2] The blue corners in the structure layer will be superimposed with random bits in $\{0, 1\}$. This allows to an entropy in $[0, 1/4[$ to be generated. Turing machines will control the frequency of positions where the random bits can be 1 through the use of frequency bits. This generates an entropy equal to the Π_1 -computable number

$$h' = h - \frac{\lfloor 4h \rfloor}{4} \in [0, 1/4[.$$

In order to generate the entropy h , we consider $i = \lfloor 4h \rfloor$. We impose that the other positions are superimposed with random bits such that the positions where the random bit is equal to 1 have with frequency $i/3$ in this set. Hence the total frequency of the positions where the random bit can be 1 in \mathbb{Z}^2 is

$$\frac{i}{3} \frac{3}{4} + h' = h.$$

- *Frequency bits layer* [Section 7.3]
Each quarter is superimposed with a frequency bit. On positions with blue corners in the structure layer having frequency bit equal to 0, the random bit is equal to 0.
- *Cells coding layer* [Section 7.4]
In this layer we superimpose to the center of the cells (that we call nuclei) of each cell a symbol which specifies two adjacent quarters of the cell when $n > N$. It represents all the quarters when $n \leq N$. This symbol is called the DNA of the cell.
The quarters represented in the DNA are called computation quarters. The other ones are called simulation quarters. In these ones the function of the machines is to simulate any degenerated behavior of the computing machines.
Since simulation induces parasitic entropy, we choose after the construction some N such that this entropy is smaller than h . This allows programming the machines in such a way that the entropy generated by the random bits in the other quarters complements this entropy so that the total entropy is h .
- *Synchronization layer* [Section 7.5] In this section, we synchronize the frequency bits of the computation quarters of all the cells having the same order.

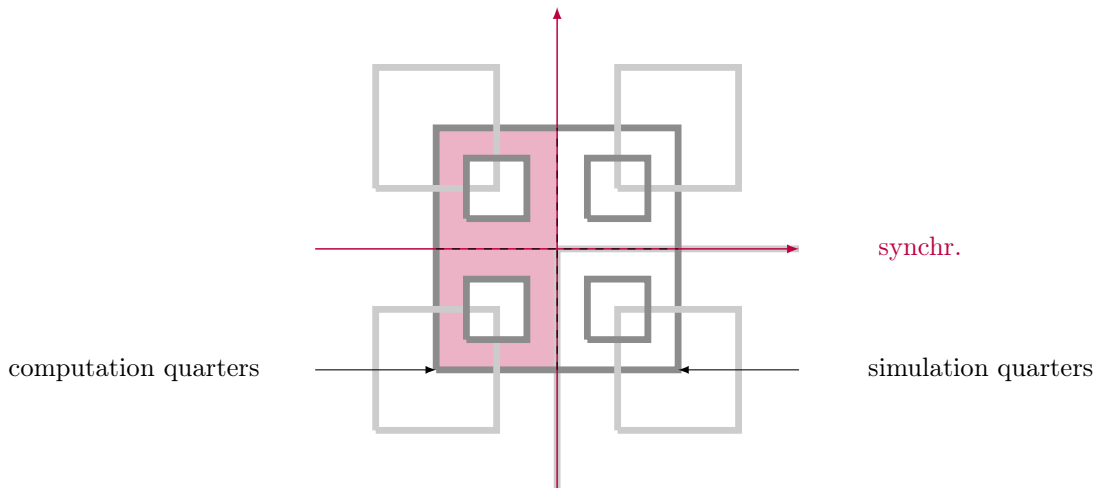


Figure 23: Illustration of the frequency bits identification areas (colored purple) in our construction. The squares designate some petal structures of the Robinson subshift.

- *Computation areas layer* [Section 7.6] In this layer are specified the areas supporting the computations of the machines. The function of each position in this area amongst the following ones are also specified:
 1. transfer of information, vertical or horizontal,
 2. or the execution of one step of computation.

This is done using signals that detect the rows and columns in a cell that do not encounter a smaller cell. The intersections of such line and column are the positions where a machine executes one step of its computation. The other positions of these lines and columns are used to transmit information.

Since the construction of these areas can have degenerated behaviors in infinite cells, these behaviors are also simulated in simulation quarters. We use error signals in order to impose that the computation areas are well constructed in computation quarters.

- *Machines layer [Section 7.7]:*

Consider $(s_k^{(n)})_{n,k} \in \{0,1\}^{\mathbb{N}^2}$ some sequence such that for all k ,

$$s_k = \inf_n s_k^{(n)}.$$

This layer supports the computations of the machines in all the quarters of each cell. Each quarter of a cell has its proper direction of time and space. The machine is programmed so that when well initialized, it writes successively for all n the bits $s_k^{(n)}$, $k = 0 \dots n$ on the 2^k th position of its tape corresponding to a column that is just one the left of order k cells. The sequence is chosen afterwards so that the total entropy of $X_{s,N}$ is h .

The frequency bits of order k cells corresponding to the computation quarters is transported in the column just on the right of these cells. This is done in order for the machine to have access to this information.

If at some point one of the frequency bits is greater than a bit written by the machine in this column, then the machine enters in halting state.

We allow the machine heads to enter in error state. However, when this happens it transmits a signal through its trajectory back in time until initialization. We forbid the coexistence of this signal with the representation of this quarter in the DNA. As a consequence, the computations of a machine are taken into account if and only if in a computation quarter where these computations have some meaning.

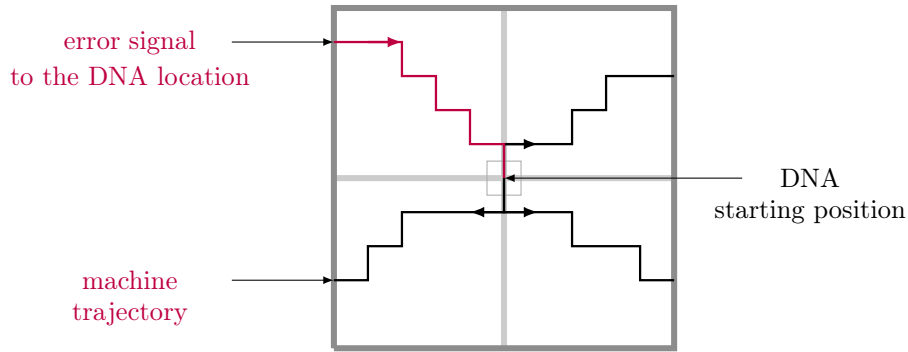


Figure 24: Illustration of the machines mechanisms in our construction. The gray square designates a computing unit splitted in four parts. In each of this parts evolves a computing machine departing from the center of the cell. If the machine reaches the border in error state, it triggers an error signal.

The directions of time and space depend on the orientation of the quarter in the cell. In each quarter, these directions are given on Figure 25.

The next sections are devoted to make the proof of Theorem 41 more precise.

7 Construction of the subshifts $X_{s,N}$

7.1 Structure layer

In this section, we present the structure layer and the structures observable in this layer that will be used in the following.

This layer has three sub-layers, as follows.

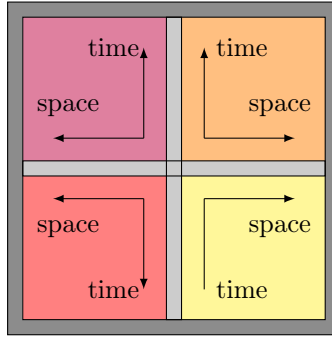


Figure 25: Schema of time and space directions in the four different quarters of a cell.

7.1.1 Specialized sub-structures of the cells

The first sublayer of the structure layer is the subshift X_R .

Here we list some structures that appear in this layer and the designation that we use for them. Let x be a configuration in this layer.

- Recall that an order n cell is the part of \mathbb{Z}^2 enclosed in an order $2n + 1$ petal.
- The center of a cell is a red corner which is valued with 0. The position where this symbol appears is called the **nucleus** of the cell.
- In a cell the union of the column and the line containing the nucleus is called the **reticle** of the cell. In particular, the nucleus is the intersection of the reticle's arms.
- We call the set of positions in the border of a cell (defined as the position which has a neighbor outside of the cell) the **wall**.
- The set of positions in a cell that are not in the wall, in the reticle, or in another (smaller) cell included to the considered one is called the **cytoplasm**.
- We call any of the four connected parts included in the cytoplasm and delimited by the reticle and the wall a **quarter** of the cell.

Figure 42 gives an example of pattern that can be superimposed over an order 1 cell in the structure layer. We illustrate on this figure the structures that we listed above.

Recall that cells have the following properties:

- For all $m \geq 0$, and $i \in \{1, \dots, m\}$, any order m cell contains properly $4 \cdot 12^{i-1}$ order $m - i$ cells (meaning that these cells are not included in an order $< m$ cell). As a consequence, each order m cell contains properly $4 \cdot 12^m$ blue corners.
- Moreover, in any configuration each order m cell (and in particular the nuclei) repeats periodically, in the horizontal and vertical directions, with period 4^{m+2} .

7.1.2 Coloring

In this section, we present the representation of the sub-structures of cells presented in Section 7.1.1. In particular, we color differently the four quarters of a cell, in order for the machines to have access to the direction of time and space in their quarter.










Figure 26: An example of pattern in the synchronization layer over an order 2 cell.

Symbols:









Each symbol corresponds to a part of the cell:





-  corresponds to the reticle.
-  corresponds to the walls.
-  corresponds to the north east quarter.
-  corresponds to the north west synchronization area.
-  corresponds to the south east quarter.
-  corresponds to the south west quarter.

Local rules:

1. Localization:

- A position is colored with  if and only if it lies in the walls of a cell.
- the symbol  can be superimposed only on red corners valued 0 or arrows symbols valued 0 for the direction of the long arrows.
- the positions that are not amongst the type of positions specified by the two last rules are colored with else , ,  or .

2. Transmission rules:




















- Consider two vertically adjacent positions with vertical outgoing arrows (or two horizontally adjacent positions with horizontal outgoing arrows) such that the value corresponding to this direction in the two symbols is 0. Then if one of these positions is colored , then the other one is also colored .
- Consider two adjacent positions which are not colored  or . Then these two positions have the same color.

3. Determination of the colors:

The idea of these rules is to determine the colors that appear in the neighborhood of particular positions in a cell. Together with the transmission rules, these rules will determine the color of any position in any configuration.







In order to describe them, we use the vocabulary introduced in this text. However, one can translate these terms into symbols of the Robinson subshift (we do this for the second rule as an example).

The rules are the following ones:

- A south west (resp south east, north east, south west) corner of a cell induces the position on its north east (resp north west, south west, south east) to be colored  (resp. , , .
- A position inside the west part of the north wall of a cell (meaning a four or six arrows symbol whose long arrows are horizontal, directed to the right, and valued 1 for the horizontal direction) (resp. east part) has its south neighbor position colored with  (resp. ). Its neighbor position on north is colored with the same color as the north east position and the north west position. We impose similar rules for positions in the other walls of cells.
- A nucleus has respectively on its north west, north east, south east, south west positions the colors , ,  and , and this position is colored .
- A position at the center of the south wall of a cell has its north west, north and north west neighbor positions colored with ,  and . Similar rules are imposed for the centers of the other walls.
- On the west and east neighbor positions of a position colored , the possible couples of colors are:
 -  on the west and  on the east,
 -  on the west and  on the east.

Similar rules are imposed for the vertical direction.

Global behavior:

The localization rules impose directly that the walls of the finite cells are colored . With the transmission rules combined with the rules determining colors, the reticle is colored . Moreover, for any cell the positions in the same quarter are colored with else , ,  or . The color is determined according to the orientation of the quarter in the cell: the first (resp. second, third, fourth) color is for the south west quarter (resp. south east, north east, north west).

These rules allow the same coloration for infinite cells.

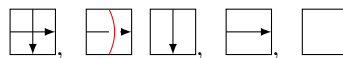
Figure 26 shows an example of coloration of an order 2 cell.

7.1.3 Synchronization net

In this section, we specify a network connecting the nuclei of order n cells for all n . This allows the synchronization of the frequency bits corresponding to computation quarters of the cells.

Symbols:

The symbols of this third sublayer are the following ones :



Local rules:

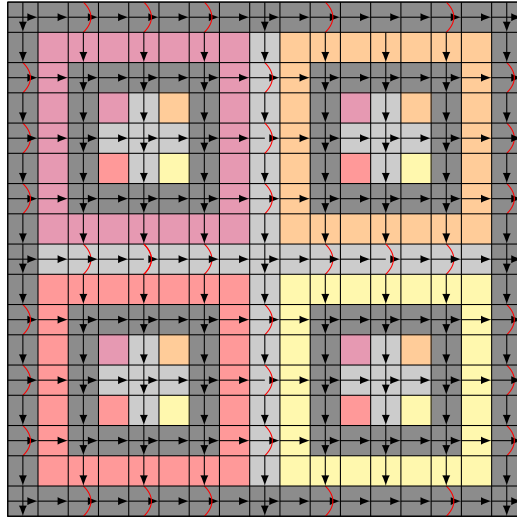


Figure 27: Example of a synchronization net in an order 2 cell

- The symbol $\begin{array}{|c|} \hline \oplus \\ \hline \downarrow \\ \hline \end{array}$ is superimposed on and only on the nuclei, corners, and centers of the walls of cells. As a consequence, when a line of arrows crosses a column of arrows on another position, then the symbol superimposed on this position is $\begin{array}{|c|} \hline \ominus \\ \hline \end{array}$.
- The symbols $\begin{array}{|c|} \hline \downarrow \\ \hline \end{array}$ and $\begin{array}{|c|} \hline \rightarrow \\ \hline \end{array}$ are transmitted in the direction of the arrow: north and south for the first one, east and west for the second one.
- Consider a position \mathbf{u} . If it is superimposed with a vertical (resp. horizontal) arrow, then the positions $\mathbf{u} \pm \mathbf{e}^1$ (resp. $\mathbf{u} \pm \mathbf{e}^2$) are not superimposed with a vertical (resp. horizontal) arrow.

Global behavior:

The first two rules build **wires** of the net, defined to be infinite columns (resp. rows) whose positions are superimposed with a vertical (resp. horizontal) arrow. These are the columns (resp. rows) intersecting corners and nuclei of cells. The other columns (resp. rows) are not superimposed with a vertical (resp. horizontal arrow): this is a consequence of the last rule.

The **intersections of the wires** are superimposed with one of the two first symbols of the alphabet:

$$\begin{array}{|c|} \hline \oplus \\ \hline \downarrow \\ \hline \end{array}, \begin{array}{|c|} \hline \ominus \\ \hline \end{array}$$

The first symbol is superimposed on nuclei and corners, where the frequency bits will be synchronized. The other intersections have the second symbol. On these positions, the frequency bits won't be synchronized. As a consequence, only cells having the same order are synchronized.

See on Figure 27 an example of a net superimposed on an order 1 cell.

7.2 Basis layer

The basis layer supports **random bits**. We recall that $i = \lfloor 4h \rfloor$.

Symbols:

The symbols of this layer are 0 and 1.

Local rules:

- if $i = 0$, then on any position \mathbf{u} superimposed with a blue corner, the positions $\mathbf{u} + \mathbf{e}^1$, $\mathbf{u} + \mathbf{e}^1$ and $\mathbf{u} + \mathbf{e}^1 + \mathbf{e}^2$ are superimposed with the bit 0.
- if $i = 1$, the positions $\mathbf{u} + \mathbf{e}^1$ and $\mathbf{u} + \mathbf{e}^1 + \mathbf{e}^2$ are superimposed with 0, and there is no constraint on the bit on position $\mathbf{u} + \mathbf{e}^2$.
- if $i = 2$, the position $\mathbf{u} + \mathbf{e}^1$ is superimposed with 0.
- if $i = 3$, there is no constraint.

Global behavior:

In this layer are superimposed random bits in $\{0, 1\}$ on any position. According to the value of i , we impose constraints on positions that are not superimposed with a blue corner in the structure layer. We do this in such a way that the entropy produced by these bits is the maximal possible value smaller than h .

The positions with a blue corner are the ones where the random bits will be regulated by frequency bits. These bits are themselves controlled by the machines in order to complete the entropy generated by the random bits on the other positions.

7.3 Frequency bits layer

Symbols:

The symbols of this layer are 0, 1 and a blank symbol.

Local rules:

- **Localization:** The non-blank symbols are superimposed to the cytoplasm positions.
- **Synchronization on quarters:** two adjacent positions in the cytoplasm have the same frequency bit.

Global behavior:

The bits 0, 1 are called **frequency bits**. In a quarter, these bits are equal. Hence each quarter is attached with a unique frequency bit.

7.4 Cells coding layer

Symbols:

$$\left\{ \begin{array}{c} \bullet \\ \bullet \\ \bullet \end{array} \begin{array}{c} \bullet \\ \bullet \\ \bullet \end{array}, \begin{array}{c} \bullet \\ \bullet \\ \bullet \end{array} \begin{array}{c} \bullet \\ \bullet \\ \bullet \end{array}, \begin{array}{c} \bullet \\ \bullet \\ \bullet \end{array} \begin{array}{c} \bullet \\ \bullet \\ \bullet \end{array} \right\},$$

and a blank symbol.

Local rules:

- The non-blank symbols are superimposed to the nuclei, the blank symbols to other positions.
- The DNA symbol $\begin{array}{c} \bullet \\ \bullet \\ \bullet \end{array} \begin{array}{c} \bullet \\ \bullet \\ \bullet \end{array}$ is and can only be over a nucleus of an order $\leq N$ cell.
- The others DNA symbols are over $> N$ order cells.

Global behavior:

On the nucleus of every cell is superimposed a symbol called the **DNA**. It rules the behavior of each of the machines working in the cytoplasm, telling which ones of the machines execute simulation and which ones compute.

When the order of the cell is smaller or equal to N , then all the machines compute. When the order is greater than N , two of the machines compute and the other two execute simulation.

7.5 Synchronization layer





This layer serves for the synchronization of the frequency bits corresponding to computation quarters.

Symbols:



Elements of $\{0, 1\}$ and $\{0, 1\}^2$, and a blank symbol.

Local rules:





1. Localization:

- The non-blank symbols are superimposed on and only on positions having a non-blank symbol in the synchronization net sublayer.
- Positions superimposed with , , or  are superimposed in the present layer with an element of $\{0, 1\}$. The positions superimposed with  are superimposed with an element of $\{0, 1\}^2$.


2. Synchronization:

- On a nucleus, if the DNA symbol is , then the bit in this layer is equal to the frequency bit on north east, south east, south west and north west positions.
- When the DNA symbol is not , then the bit in this layer is equal to the frequency bits corresponding to the colors represented in the DNA symbol.

3. Information transfer rules:

- Considering two adjacent positions with , or , the bits superimposed on these two positions are equal.
- On a position with  symbol, the first bit of the couple is equal to the bit of positions on north and south. The second one to the bit of positions on west and east.
- On a position superimposed with , the bit is equal to the bit on south, west, east and north positions.

Global behavior:

Using the information contained in the nucleus (the DNA), we synchronize the two frequency bits of the computation quarters. These bits are transmitted through the wires of the synchronization net. They are synchronized on the positions having the symbol . As a consequence, when $n \leq N$, all the frequency bits of order n cells are equal. When $n > N$, the frequency bits corresponding to computation quarters are synchronized. The other two are left free and are not synchronized between cells.

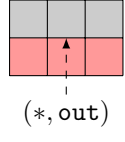
7.6 Computation areas layer

This layer specifies the function of each position of the cytoplasm relatively to the Turing machines: information transfer (vertical or horizontal) or execution of one computation step. This is done as in [Rob71]. However, the constitution of the computation areas in infinite cells is not well controlled. That is the reason why, in order to ensure the linear net gluing property, we simulate degenerated behaviors for the constitution of computation areas in the simulation quarters. We use error signals to ensure that the computation areas are well constituted in the computation quarters.

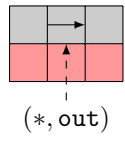
In a computation quarter, these are signals allowing the lines and columns of the cells which do not intersect a smaller cell to be specified. In the first (resp. second) couple, the symbol **in** for the first coordinate corresponds to the fact that the position is in a segment of row (resp. column) originating from the inside of the cell wall. The symbol **out** corresponds to the fact that the position is in a segment of row (resp. column) originating from the outside of the cell wall. For the second coordinate, these symbols have the same signification concerning the end of the segment instead. The next rules impose that when near the pertinent parts of a cell and inside it, if a symbol **in** – **out** does not correspond to the nature of the origin or end at this position, this triggers an *error signal*. When outside the cell, the origin or end is imposed - thus not triggering an error signal. These rules are presented for positions in the **red quarter**: similar rules are imposed for the other ones.

- **Triggering error signals (inside the wall and reticle):** On a position \mathbf{u} in the horizontal arm of the reticle (specified by having a reticle symbol different from the nucleus and having a reticle position on the right and on the left), if the position $\mathbf{u} - \mathbf{e}^2$ has its second couple having second coordinate equal to **out**, then the red quarter is represented in the symbol superimposed on position \mathbf{u} .

For instance, the pattern

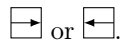


where * means any symbol, and the couple represented in $\{\mathbf{in}, \mathbf{out}\}^2$ is the second one, implies the following:

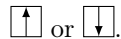


On a position \mathbf{u} in the vertical arm of the reticle (specified by having a reticle symbol different from the nucleus and having a reticle position on the top and bottom), if the position $\mathbf{u} - \mathbf{e}^1$ has its first couple having second coordinate equal to **out**, the red quarter is represented in the symbol superimposed on position \mathbf{u} .

- On a position \mathbf{u} in the horizontal part of the wall (specified by having a wall symbol different from the corner, and having a wall position on left and right), if the position $\mathbf{u} + \mathbf{e}^2$ has its second couple having first coordinate equal to **out**, then the symbol on the position \mathbf{u} is an arrow symbol



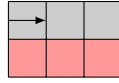
On a position \mathbf{u} in the vertical part of the wall (specified by having a wall symbol different from the corner, and having a wall position on top and bottom), if the position $\mathbf{u} + \mathbf{e}^1$ has its second couple having first coordinate equal to **out**, then the symbol on the position \mathbf{u} is an arrow symbol



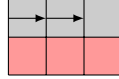
- **Enforcing cytoplasm signals (outside the wall):**

Considering a wall position \mathbf{u} which is on the west (resp. east, north, south) wall of a cell, the position $\mathbf{u} - \mathbf{e}^1$ (resp. $\mathbf{u} + \mathbf{e}^1$, $\mathbf{u} + \mathbf{e}^2$, $\mathbf{u} - \mathbf{e}^2$ has the second coordinate of its second couple (resp. first coordinate and second couple, first coordinate first couple, second coordinate first couple) equal to **out**.

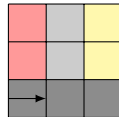
- **Propagation of error signals.** An arrow symbol propagates in the direction pointed by the arrow on the wall, while the next position in this direction is not near a reticle position, as in the following pattern:



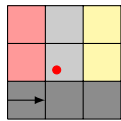
implies the following one:



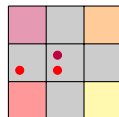
- On a position \mathbf{u} of the north (resp. east, south, west) arm of the reticle, specified by the colors on the sides, if the position $\mathbf{u} - \mathbf{e}^1$ (resp. $\mathbf{u} - \mathbf{e}^1$, $\mathbf{u} + \mathbf{e}^2$, $\mathbf{u} + \mathbf{e}^1$) is not the nucleus, then the symbol on this position contains the symbol on position \mathbf{u} .
- **Connection between error signals:** when on a position \mathbf{u} on the wall which is near a position on the reticle, if one of the wall symbols aside contains an error symbol, then the reticle position has an error symbol where the corresponding quarter is represented. For instance, the pattern



implies the following:



- **Forbidding wrong error signals.** On any of the four reticle positions around the nucleus, there can not be a symbol that contains a color which is in the DNA. For instance, the following pattern is forbidden:



Global behavior:

In any quarter of a cell, the segment of rows and columns are colored with a couple of symbols in $\{\mathbf{in}, \mathbf{out}\}$. One for the origin of the segment, the other one for the end of it. If it originates from or ends at the outside of a cell, then the corresponding symbol is forced to be \mathbf{out} .

Moreover, when near the walls or the reticle and inside the corresponding cell, if the corresponding symbol is \mathbf{out} then an error signal is triggered and propagates to the nucleus. On the walls, a propagation direction is chosen. In the reticle, the error signals contain the information about the quarter where the error was detected. Around the nucleus, we forbid an error signal to come from a computation quarter.

In a *computation quarter* of a cell, each row which does not intersect a smaller cell has first couple equal to $(\mathbf{in}, \mathbf{in})$, since it originates inside the cell, and ends inside, on the reticle. Each column which does not intersect a smaller cell has second couple equal to $(\mathbf{in}, \mathbf{in})$. The couples on other segments of rows or columns are determined in a similar way, according to their origin and end. This is enforced by the propagation of error signals to the nucleus.

The positions marked with $((\text{in}, \text{in}), (\text{in}, \text{in}))$ are called **computation positions**. The ones that have first (resp. second) couple equal to (in, in) and second (resp. first) not equal to (in, in) are **horizontal transfer positions** (resp. vertical transfer positions). See Figure 28 for a representation of a computation area in the red quarter of an order two cell. On this figure, computation positions are represented by a blue square. Vertical and horizontal transfer positions by arrows in this direction.

Remark 5. *These mechanisms can not be easily simplified, since an infinite row or a column can not "know" if it is a free row or column of its infinite cell. Moreover, from the division of the cells it is difficult to code this with a hierarchical process.*

Remark 6. *In the literature, most of the constructions using substitutions include the construction of the computation areas [HM10] with substitution rules. However, in order to get the net gluing property, and furthermore the block gluing property, we need a more flexible construction of the computation areas. The method presented above was used initially in the construction of Robinson for his undecidability result [Rob71].*

7.7 The machines (RNA)

In this section, we present the implementation of Turing machines that will check that the frequency bit of level n cells are equal to s_n , for all n .

In order to have the linear block gluing property, we have to adapt the Turing machine model in order to simulate each possible degenerated behavior of the machines. This is done as follows: in each of the quarters of a cell, a machine is implemented. For this machine, the directions of space and time are as on Figure 29: the rules of the machine will depend on the color of the quarter. Moreover, for each of the quarters, we initialize the tape with elements of $\mathcal{A} \times \mathcal{Q}$. The set \mathcal{Q} is the state set of the machine and \mathcal{A} its alphabet. Machine heads can enter on the two sides of the computation area. Signals will be used to verify that in the computation quarters the machine is well initialized. This means that no head enters on the sides, and on the initial row there is a unique machine head on the position near the nucleus in initial state. Moreover, all the letters in \mathcal{A} are blank.

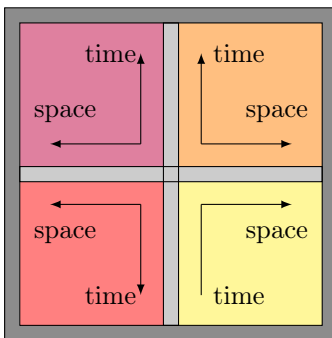


Figure 29: Schema of time and space direction in the four different quarters of a cell.

As usually in this type of constructions, the tape is not connected. Between two computation positions, the information is transported. In our model, each computation position takes as input up to four symbols coming from bottom and the sides. It outputs up to two symbols to the top and sides. Moreover, we add special states to the definition of Turing machine. We do this in order to manage the presence of multiple machine heads. We describe this model in Section 7.7.1, and then show how to implement it with local rules in Section 7.7.2.

If a machine head enters an error state, this triggers an error signal that propagates through the trajectory of the machine. This signal is taken into account only for computation quarters.

7.7.1 Adaptation of computing machines model to linear block gluing property

In this section we present the way computing machines work in our construction. The model that we use is adapted in order to have the linear block gluing property, and is defined as follows:

Definition 43. A *computing machine* \mathcal{M} is some tuple $= (\mathcal{Q}, \mathcal{A}, \delta, q_0, q_e, q_s, \#)$. The set \mathcal{Q} is the state set, \mathcal{A} the alphabet, q_0 the initial state, and $\#$ is the blank symbol, and

$$\delta : \mathcal{A} \times \mathcal{Q} \rightarrow \mathcal{A} \times \mathcal{Q} \times \{\leftarrow, \rightarrow, \uparrow\}.$$

The other elements q_e, q_s are states in \mathcal{Q} . They are such that for all $q \in \{q_e, q_s\}$ and for all a in \mathcal{A} , $\delta(a, q) = (a, q, \uparrow)$.

The special states q_e, q_s in this definition have the following meaning:

- error state q_e : a machine head enters this state when it detects an error or when it collides with another machine head.

This state is not forbidden in the subshift, but this is replaced by the sending of an error signal. We forbid the coexistence of the error signal with a well initialized tape. The machine stops moving when it enters this state.

- shadow state q_s : this state corresponds to the absence of head. We need to introduce this state so that the number of possible space-time diagrams in finite cells has a closed form.

Any Turing machine can be transformed in such a machine by adding some state q_s verifying the properties listed above.

When the machine is well initialized, none of these states and letters will be reached. Hence this machine behave as the initial one. As a consequence, one can consider that the machine we used has these properties.

In this section, we use a machine which successively for all $n \geq 0$ writes the bits $s_k^{(n)}$, $k = 1 \dots n$, on positions $p_n = 2^n$ (which is a computable function). This position corresponds to the number of the first active column from left to right which is just on the right of an order n two dimensional cell on a face amongst active columns

Recall that s is the Π_1 -computable sequence defined at the beginning of the construction. The sequence $(s_k^{(n)})$ is a computable sequence such that for all k , $s_n = \inf_k s_k^{(n)}$.

7.7.2 Implementation of the machines

In this section, we describe the second sublayer of this layer.

Symbols:

The symbols are elements of the sets $\mathcal{A} \times \mathcal{Q}$, \mathcal{A} , \mathcal{Q}^2 , \mathcal{Q} , $(\mathcal{A} \times \mathcal{Q})^2$, and a blank symbol.

Local rules:

- **Localization:** the non-blank symbols are superimposed on information transfer rows and columns, as well as positions corresponding to information transfer rows and columns on the arms of the reticle and the east and west walls. More precisely:

- the possible symbols for information transfer columns are elements of the sets \mathcal{A} and $\mathcal{A} \times \mathcal{Q}$. The elements of $\mathcal{A} \times \mathcal{Q}$ are on computation positions. The other ones on the other positions of these lines and columns.
- the positions on the vertical (resp. horizontal) arms of the reticle corresponding to an information transfer line are colored with an element of \mathcal{Q}^2 (resp. $(\mathcal{A} \times \mathcal{Q})^2$). The first coordinate corresponds to the machine heads entering in the west quarter. The second one corresponds to machine heads entering in the east one (resp. machine head and letter entering in the north and south ones).

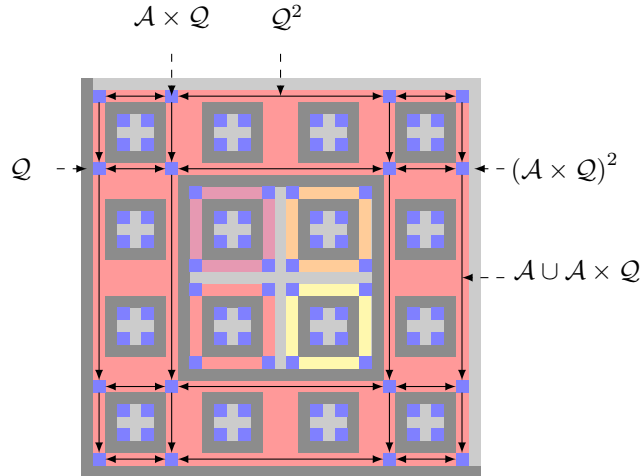


Figure 30: Localization of the machine symbols in the red quarter of an order two cell.

– on the west and east walls, the symbols are in \mathcal{Q} . They correspond to machine heads entering in the adjacent quarter. See an illustration on Figure 30.

- **Transmission:**

Along the rows and columns, the symbol is transmitted while not on computation positions.

- **Computation positions rules:**

Consider some computation position. These rules depend on the orientation of the quarter in the cell. We describe them in the north east quarter. The rules in the other quarters are obtained by symmetry, respecting the orientation of time and space given on Figure 29.

For such a position, the **inputs** include:

1. the symbols written on the south position,
2. the first symbol written on the west position (except in the leftmost column, where the input is the second symbol of the west position),
3. and the second symbol on the east position (except when in the rightmost column, where the input is the unique symbol written on east position).

The **outputs** include:

1. the symbols written on the north position when not in the topmost row,
2. the second symbol of the west position (when not in the leftmost column),
3. and the first symbol on the east position (when not on the rightmost column).

Moreover, on the row near the reticle, the inputs from inside the area are always the shadow state q_s . The input from the bottom is free. As a consequence the couple written on the the position is also free. This is also true for the elements of \mathcal{Q} on the computation positions in the leftmost and rightmost columns and the triple of symbols written on the position near the nucleus.

See Figure 31 for an illustration.

On the first row, all the inputs are determined by the counter and by the above rule. Then each row is determined from the adjacent one on the bottom and the inputs on the sides. This is due to the following rules, which on each computation position determine the outputs from the inputs:

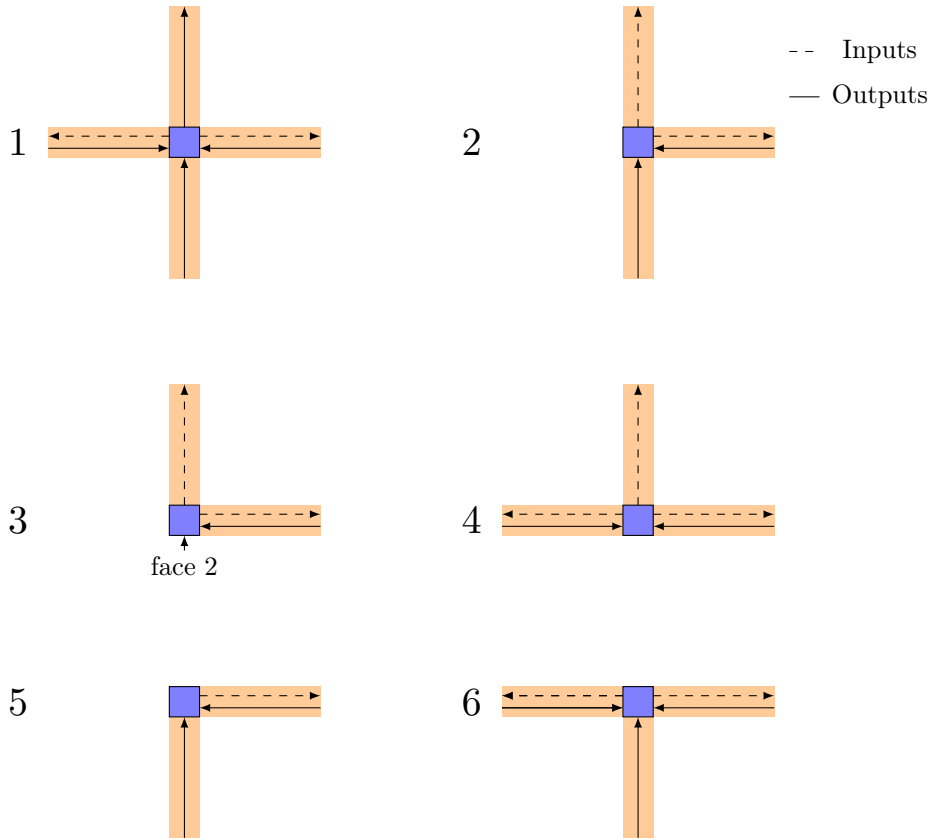


Figure 31: Schema of the inputs and outputs directions when inside the area (1) and on the border of the area (2,3,4,5,6).

1. **Collision between machine heads:** if there are at least two elements of $\mathcal{Q} \setminus \{q_s\}$ in the inputs, then the computation position is superimposed with (a, q_e) . The output on the top (when this exists) is (a, q_e) , where a is the letter input below. The outputs on the sides are q_s . When there is a unique symbol in $\mathcal{Q} \setminus \{q_s\}$ in the inputs, this symbol is called the machine head state (the symbol q_s is not considered as representing a machine head).
2. **Standard rule:**
 - (a) when the head input comes from a side, then the functional position is superimposed with (a, q) . It outputs the couple (a, q) above, where a is the letter input under, and q the head input. The other outputs are q_s . See Figure 32 for an illustration of this rule.
 - (b) when the head input comes from under, the output is $\delta_1(a, q)$ above when the $\delta_3(a, q)$ is in $\{\rightarrow, \leftarrow\}$ and $(\delta_1(a, q), \delta_2(a, q))$ when $\delta_3(a, q) = \uparrow$. The head output is in the direction of $\delta_3(a, q)$ when this output direction exists, and equal to $\delta_2(a, q)$ when this direction is in $\{\rightarrow, \leftarrow\}$. The other output is q_s . See Figure 33 for an illustration.

The computation positions rules in the other quarters are similar. These rules in a purple quarter are obtained by reversing west and east, in the red one by reversing west and east and moreover north and south, and in the yellow one by reversing north and south. For instance the previous schemata are changed to the following one in the red quarter.

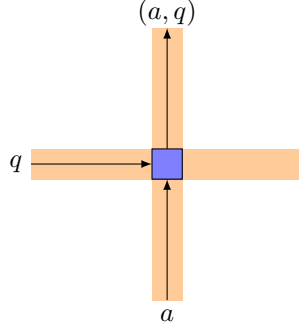


Figure 32: Illustration of the standard rules (1).

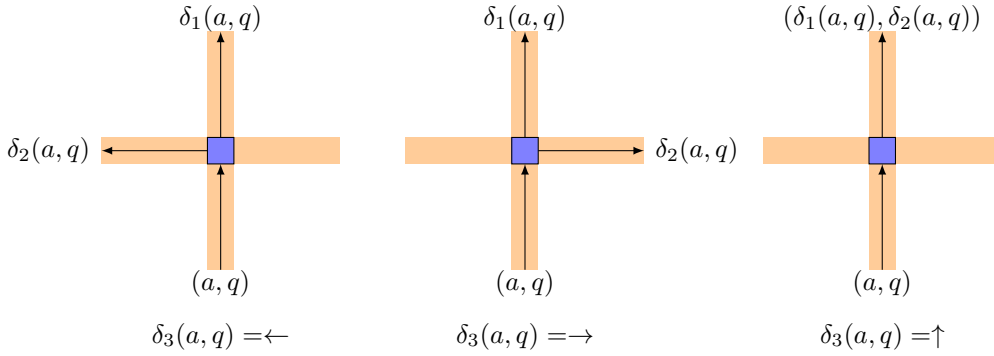


Figure 33: Illustration of the standard rules (2).

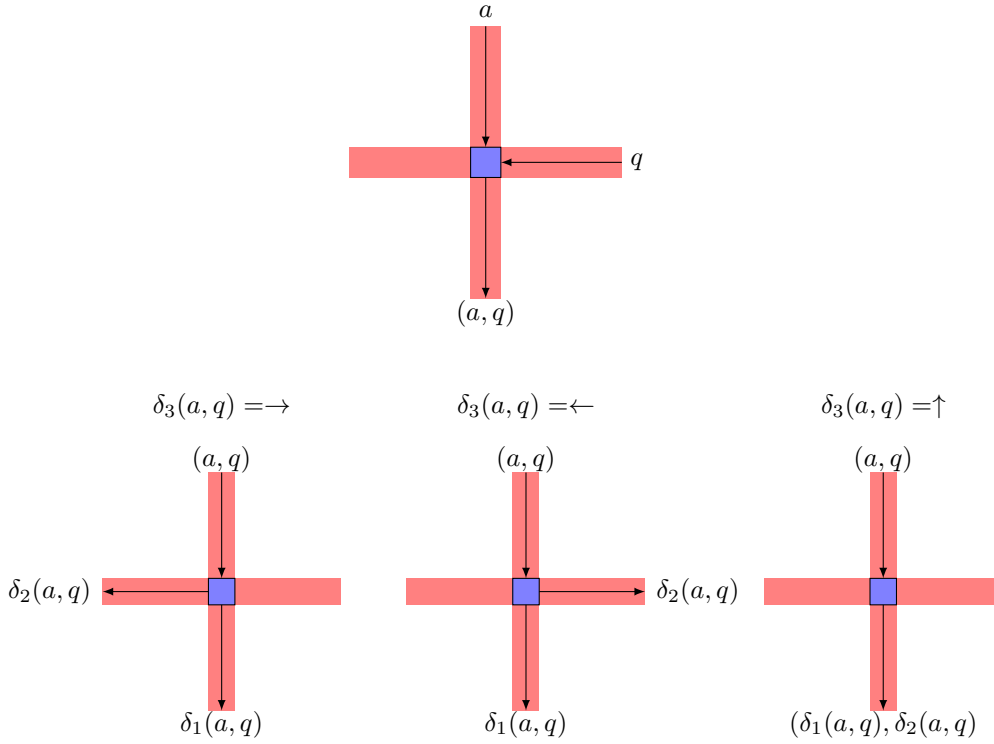
This corresponds to changing the direction of time and space of evolution of the Turing machine, as abstracted on Figure 29.

3. **Collision with border:** When the output direction does not exist, the output is (a, q_e) on the top. The output on the side is q_s . The computation position is superimposed with (a, q) .
4. **No machine head:** when all the inputs in \mathcal{Q} are q_s , then the output above is in \mathcal{A} and equal to a .

Global behavior:

In each of the quarters of any cell is implemented a computing machine according to our model, with multiple machine heads on the initial tape and entering in each row. In the next section, we will impose that in the computation quarters there are no machine heads entering on the sides. We also impose that the tape is well initialized. This is done using signals. As a consequence, in these quarters the computations are as intended. This means that a Turing machine writes successively the bits $s_k^{(n)}$ on the $p_k = 2^k$ th column of its tape (in order to impose the value of the frequency bits). It enters in the error state q_e when it detects an error - meaning that the corresponding frequency bit in the column just on the right is greater than the written bit.

When this is not the case, the computations are determined by the rules giving the outputs on computation positions from the inputs. When there is a collision of a machine head with the border it enters into state q_e and when heads collide, they fusion into a unique head in state q_e .



7.7.3 Empty tape and sides signals

This sublayer serves for the propagation of a signal which detects if the initial tape of a machine is well initialized, and if a machine head enters on a side.

Symbols:

Elements of $\{\square, \square\}^2$, elements of $\{\square, \square\}$ and a blank symbol.

Local rules:

- **Localization:** the non-blank symbols are superimposed on and only on the arms of the reticle, and the west and east walls. The east and west walls are colored with elements of $\{\square, \square\}$, and the reticle with element of $\{\square, \square\}^2$.
- **Triggering the signal:** the topmost and bottommost positions of the two walls are superimposed with \square .
- **Transmission rules:**

1. In the walls:

- On the north (resp. south) part of one of the walls, the symbol \square propagates upwards while in the wall. It propagates downwards (resp. upwards) while not encountering a symbol in $\mathcal{Q} \setminus \{q_s\}$. When this is the case, the color becomes \square .
- The symbol \square propagates downwards (resp. upwards) in the north (resp. south) part of the wall, and upwards (resp. downwards) while not encountering a symbol in $\mathcal{Q} \setminus \{q_s\}$.
- The center of the wall is colored with a couple of colors. The first one is equal to the color of the north position. The second one is equal to the color of the south position.

With words, a signal propagates through the north (resp. south) part of the wall. This signal is triggered in state \blacksquare . When it detects the first symbol in $\mathcal{Q} \setminus \{q_s\}$, it changes its state which becomes \blacklozenge . This information is transmitted to the center of the wall.

2. **In the reticle:** The rules for the reticle are similar, except that:

- there are two signals for each arm, one for each adjacent quarter.
 - the propagation direction is to the east for the west arm, and to the west for the east arm. The case of vertical arms is similar as the case of walls.
 - when the signal starts in state \blacksquare : on the west arm (resp. east one) each signal detects the first symbol from left to right (resp right to left) different from $(\#, q_s)$ when not on the rightmost position (resp. leftmost one), and different from $(\#, q_0)$ when on this position. These symbols correspond to the quarter associated with this signal.
 - when it starts in state \blacklozenge , the arm just transmits this information to the nucleus.
 - In the vertical arms, the signals detect the first symbol different from q_s , from south to north for the south arm, and from north to south for the north arm.
- **Computation quarters are initialized with empty tape and sides:** considering a nucleus \mathbf{u} , the symbol on position $\mathbf{u} + \mathbf{e}^1$ has first (resp. second) coordinate equal to \blacksquare if the orange (resp. yellow) quarter is represented in the DNA.
 - the symbol on position $\mathbf{u} - \mathbf{e}^1$ has first (resp. second) coordinate equal to \blacksquare if the purple (resp. red) quarter is represented in the DNA.
 - There are similar conditions for the symbols on positions $\mathbf{u} \pm \mathbf{e}^2$.

Global behavior:

These rules induce the propagation of a signal triggered in state \blacksquare which detects, for each of the quarter, if the sides and the tape are well initialized: if this is not the case, then the signal detects an error. It sends this information, which corresponds to state \blacklozenge , to the nucleus through the reticle. We forbid this signal to come from a quarter which is represented in the DNA. As a consequence, the computation quarters are well initialized. The simulation quarters are left free.

7.7.4 Error signals

Symbols:

This sub-layer has the following symbols: \blacksquare and \square .

Local rules:

- **Localization:** the symbol \blacksquare can be superimposed only on positions having in its machine symbol a part in $\mathcal{Q} \setminus \{q_s\}$.
- **Transmission:** for two adjacent vertical transfer or horizontal transfer positions, the symbols in this sublayer are the same.
- when on a computation position \mathbf{u} , if two of the positions $\mathbf{u} \pm \mathbf{e}^1$ and $\mathbf{u} \pm \mathbf{e}^2$ have a part in $\mathcal{Q} \setminus \{q_s\}$, these two positions have the same symbol in this layer.
- **Triggering the error signal when on halting state:** a position with a symbol having a part equal to q_h is superimposed with \blacksquare .
- **Machine heads can not enter in error state:** if \mathbf{u} is a nucleus position and the red quarter (resp. yellow, orange, purple ones) is represented in the DNA, then the position $\mathbf{u} - \mathbf{e}^2 - \mathbf{e}^1$ (resp. $\mathbf{u} - \mathbf{e}^2 + \mathbf{e}^1$, $\mathbf{u} + \mathbf{e}^2 + \mathbf{e}^1$, $\mathbf{u} + \mathbf{e}^2 - \mathbf{e}^1$) can not be superimposed with \blacksquare

Lemma 45. 1. Let Λ be a subset of \mathbb{Z}^2 having a density. Then $\Lambda^c = \mathbb{Z}^2 \setminus \Lambda$ has a density and

$$\mu(\Lambda^c) = 1 - \mu(\Lambda).$$

2. Let $(\Lambda_k)_{k=1..m}$ be a finite sequence of subsets of \mathbb{Z}^2 such that for all $j \neq k$, $\Lambda_j \cap \Lambda_k = \emptyset$. Then the set $\bigcup_{k=1}^m \Lambda_k$ has density equal to

$$\mu\left(\bigcup_{k=1}^m \Lambda_k\right) = \sum_{k=1}^m \mu(\Lambda_k).$$

Proof. 1. For all n , the number of elements of Λ^c in $\llbracket -n, n \rrbracket^2$ is $(2n+1)^2 - |\Lambda \cap \llbracket -n, n \rrbracket^2|$. Hence we have that

$$\mu_n(\Lambda^c) = 1 - \mu_n(\Lambda).$$

This means that Λ^c has a density equal to $1 - \mu(\Lambda)$.

2. For all n , the number of elements of $\bigcup_{k=1}^m \Lambda_k$ in $\llbracket -n, n \rrbracket^2$ is the sum of the numbers of elements in Λ_k , $k = 1..m$. An immediate consequence is that

$$\mu_n\left(\bigcup_{k=1}^m \Lambda_k\right) = \sum_{k=1}^m \mu_n(\Lambda_k).$$

Hence the density of the set $\bigcup_{k=1}^m \Lambda_k$ is indeed the sum of the densities of the sets Λ_k , $k = 1..m$. □

Let x be some configuration in the subshift $X_{\mathbb{R}}$. For all $k \geq 0$, $\Lambda_k(x)$ denotes the set of positions that are included in an order k cell, not included in any smaller cell, and on which a blue corner is superimposed. Moreover, denote the set of positions on which is not superimposed a blue corner $\Lambda_*(x)$.

Lemma 46. For all x in the subshift $X_{\mathbb{R}}$, we have the following:

1. the density $\mu(\Lambda_k(x))$ exists for all $k \geq 0$ and

$$\mu(\Lambda_k(x)) = \frac{3^k}{4^{k+2}}$$

and the convergence of the functions $x \mapsto \mu_n(\Lambda_k(x))$ is uniform.

2. the set $\Lambda_*(x)$ has a density equal to

$$\mu(\Lambda_*(x)) = \frac{3}{4}$$

and the convergence of the functions $x \mapsto \mu_n(\Lambda_*(x))$ is uniform.

3. for all $m \geq 0$, the set $(\bigcup_{k=0}^m \Lambda_k(x))^c$ has a density equal to

$$\mu\left(\left(\bigcup_{k=0}^m \Lambda_k(x)\right)^c\right) = \frac{1}{4} \frac{3^{m+1}}{4^{m+1}}.$$

Proof. 1. From the form of the subshift $X_{\mathbb{R}}$, for any configuration x and for all n the set $\llbracket -n, n \rrbracket^2$ can be covered with a number smaller than $(\lceil \frac{2n+1}{2 \cdot 4^{k+1}} \rceil + 1)^2$ of $2 \cdot 4^{k+1}$ -blocks centered on an order k cell in the configuration x . In each of these blocks there are exactly $4 \cdot 12^k$ positions in

Λ_k (see the properties listed in Section 7.1.1). Moreover, such a pattern contains a number of translates of $\llbracket 0, 2 \cdot 4^{k+1} \rrbracket^2$ which is at least $(\lfloor \frac{2n+1}{2 \cdot 4^{k+1} + 1} \rfloor - 1)^2$. As a consequence, for all n, k ,

$$4 \cdot 12^k \cdot \frac{(\lfloor \frac{2n+1}{2 \cdot 4^{k+1}} \rfloor - 1)^2}{(2n+1)^2} \leq \frac{\mu_n(\Lambda_k)}{(2n+1)^2} \leq 4 \cdot 12^k \frac{(\lceil \frac{2n+1}{2 \cdot 4^{k+1}} \rceil + 1)^2}{(2n+1)^2}.$$

This implies that

$$\frac{\mu_n(\Lambda_k(x))}{(2n+1)^2} \rightarrow \frac{12^k}{16^{k+1}} = \frac{3^k}{4^{k+2}}.$$

2. Moreover, the set $\llbracket -n, n \rrbracket^2$ is covered by at most $(\lceil \frac{2n+1}{2} \rceil + 1)^2$ blocks on $\llbracket 0, 1 \rrbracket^2$ such that the symbol on position $(0, 0)$ is a blue corner. This set contains at least a number $(\lfloor \frac{2n+1}{2} \rfloor - 1)^2$ of translates of $\llbracket 0, 1 \rrbracket^2$. In each of these squares the number of positions in $\Lambda_*(x)$ is 3. This implies that

$$3 \frac{(\lfloor \frac{2n+1}{2} \rfloor - 1)^2}{(2n+1)^2} \leq \frac{\mu_n(\Lambda_*(x))}{n} \leq 3 \frac{(\lceil \frac{2n+1}{2} \rceil + 1)^2}{(2n+1)^2},$$

and we deduce that

$$\mu(\Lambda_*(x)) = \frac{3}{4}.$$

3. From the second point of Lemma 45,

$$\mu \left(\left(\bigcup_{k=0}^m \Lambda_k(x) \right)^c \right) + \mu \left(\left(\bigcup_{k=0}^m \Lambda_k(x) \right)^c \right) + \mu(\Lambda_*(x)) = 1.$$

As a consequence, using the two first points in the statement of the lemma and the second point of Lemma 45,

$$\mu \left(\left(\bigcup_{k=0}^m \Lambda_k(x) \right)^c \right) = \frac{1}{4} - \sum_{k=0}^m \frac{3^k}{4^{k+2}} = \sum_{k=0}^{+\infty} \frac{3^k}{4^{k+2}} - \sum_{k=0}^m \frac{3^k}{4^{k+2}} = \sum_{k=m+1}^{+\infty} \frac{3^k}{4^{k+2}} = \frac{3^{m+1}}{4^{m+2}}.$$

□

8.2 A formula for the entropy depending on the parameters

In this section we prove a formula for the entropy depending on s and N .

Definition 47. Let $(a_n)_n$ be a sequence of non-negative numbers. The series $\sum a_n$ converges at a computable rate when there is a computable function $n : \mathbb{N} \rightarrow \mathbb{N}$ (the rate) such that for all $t \in \mathbb{N}$,

$$\left| \sum_{n \geq n(t)} a_n \right| \leq 2^{-t}$$

Remark 7. Let $(a_n)_n$ and $(b_n)_n$ be two sequence of non-negative numbers such that for all n , $a_n \leq b_n$. If the series $\sum b_n$ converges at a computable rate, then the series $\sum a_n$ also converges at computable rate.

Remark 8. Let $(a_n)_n$ be some sequence of real numbers. If the series $\sum a_n$ converges at computable rate, then $\sum_{n=0}^{+\infty} a_n$ is a computable number.

Lemma 48. There exists a sequence $(\kappa_k)_{k \geq 0}$ of non-negative real numbers such that the series $\sum_k \kappa_k$ converges at computable rate, and the entropy of the subshift $X_{s,N}$ is

$$h(X_{s,N}) = \frac{\lfloor 4h \rfloor}{4} + \sum_{k=0}^N \frac{3^k}{4^{k+2}} s_k + \frac{1}{2} \sum_{k=N+1}^{+\infty} \frac{3^k}{4^{k+2}} s_k + \sum_{k=N+1}^{+\infty} \kappa_k.$$

Proof. Let us prove that

$$\begin{aligned}
h(X_{s,N}) &= \sum_{k=N+1}^{+\infty} \left(\frac{1}{32 \cdot 16^k} + \frac{1}{32 \cdot 8^k} \log_2(|\mathcal{A}|) + \frac{3}{32 \cdot 8^k} \log_2(|\mathcal{Q}|) + \frac{1}{8 \cdot 4^k} + \frac{\log_2(\kappa_k^*)}{4 \cdot 16^{k+1}} \right) \\
&\quad + \frac{1}{2} \sum_{k=N+1}^{+\infty} \frac{3^k}{4^{k+2}} (1 + s_k) \\
&\quad + \sum_{k=0}^N \frac{3^k}{4^{k+2}} s_k \\
&\quad + \frac{\lfloor 4h \rfloor}{4},
\end{aligned}$$

where $(\kappa_k^*)_k$ is a computable sequence of integers.

Number of pattern on the proper blue corners positions in a cell:

For all $k > N$, the number of globally admissible patterns on the set of proper positions of an order k cell is equal to

$$4 \cdot |\mathcal{A}|^{2 \cdot 2^k} |\mathcal{Q}|^{6 \cdot 2^k} \cdot (2^{12^k} + 1)^2 \cdot 2^{2 \cdot 12^k s_k} \cdot 2^{2 \cdot 4 \cdot (4^k - 1)} \cdot \kappa'(k).$$

Indeed:

1. The factor 4 corresponds to the number of possibilities for the DNA symbol on the nucleus of this cell [See Section 7.4].
2. The factor $|\mathcal{A}|^{2 \cdot 2^k} |\mathcal{Q}|^{6 \cdot 2^k}$ corresponds to the number of possibilities for filling the initial tapes of the two simulation quarters and the set of states of the machine heads entering on the two sides. Let us recall that the number of columns (resp. lines) in of quarter, that do not intersect a smaller cell, is equal to 2^k [See Section 7.7].
3. The factor $(2^{12^k} + 1)^2$ corresponds to the possibilities for the random bits on blue corner positions in these two quarters. Let us recall that the number of such positions in a quarter is equal to 12^k . Thus 2^{12^k} is the number of possibilities for the random bits when the frequency bit is 1, and 1 is the number of possibilities when the frequency bit is 0. [See Section 7.2 and Section 7.7].
4. The factor $2^{2 \cdot 12^k s_k}$ corresponds to the possibilities for random bits in the computation quarters, since the frequency bit is determined to be s_k [See Section 7.2 and Section 7.7].
5. The last factor $2^{2 \cdot 4 \cdot (4^k - 1)}$ corresponds to the number of possibilities for the undetermined in, out symbols in the two simulation quarters. Let us recall that $4^k - 1$ is the number of lines (resp. columns) intersecting a quarter of an order k cell (since the number of non determined symbols correspond the the number of possible contacts a segment can have with the reticle or the walls of the cell). [See Section 7.6].
6. The factor 4 is the number of sides of a quarter and 2 is the number of simulation quarters.
7. κ_k^* denotes the number of possibilities for the set of symbols in the error signals sublayer. This number is not simple to express, since it depends on the states of machine heads on the sides of the area after computation. However, for this reason it can be computed. We have $\kappa_k^* \leq 4^{6 \cdot (4^{k+1} + 1)}$ for the reason that the possible sets of error symbols correspond to the choices of at most four symbols on every position of the walls and the reticle. [See Section 7.7].

When $k \leq N$, this number is

$$2^{4 \cdot 12^k s_k},$$

which corresponds to the number of possible sets of random bits.

Upper and lower bounds:

Let $m > N$. We shall give an upper bound and a lower bound on the number of $(2n+1)$ -blocks in the language of $X_{s,N}$, for all n . This depends on the integer m .

The **lower bound** is obtained as follows:

1. we give a lower bound on the number of blue corners in an order $k \leq m$ cells, included in some translate of $\llbracket -n, n \rrbracket^2$.
2. we give a lower bound on the number of non-blue corners in this set.
3. taking the product of the possible patterns over the union of these cells, we get a lower bound.

Consider some configuration x . The set $\llbracket -n, n \rrbracket^2$ contains at least $(\lfloor \frac{2n+1}{2.4^{m+1}} \rfloor - 1)^2$ translates of $\llbracket 1, 2.4^{m+1} \rrbracket^2$ centered on an order m cell. Moreover, there are at least a number $(\lfloor \frac{2n+1}{2} \rfloor - 1)^2$ of translates of $\llbracket 0, 1 \rrbracket^2$ such that the $(0,0)$ symbol is a blue corner. On each of these squares, the number of possible patterns on the set $\llbracket 0, 1 \rrbracket^2 \setminus (0,0)$ is $2^{\lfloor 4h \rfloor}$.

$$N_{2n+1}(X_{s,N}) \geq \prod_{k=N+1}^m \left(4 \cdot |\mathcal{A}|^{2.2^k} |\mathcal{Q}|^{6.2^k} \cdot (2^{12^k} + 1)^2 \cdot 2^{2.12^k s_k} \cdot 2^{2.4 \cdot (4^k - 1) \cdot \kappa_k^*} \right)^{\left(\lfloor \frac{2n+1}{2.4^{k+1}} \rfloor - 1 \right)^2} \cdot \prod_{k=1}^N \left(2^{\left(\lfloor \frac{2n+1}{2.4^{k+1}} \rfloor - 1 \right)^2 \cdot 4.12^k s_k} \right) \cdot 2^{\left(\lfloor \frac{2n+1}{2} \rfloor - 1 \right)^2 \lfloor 4h \rfloor}$$

As a consequence,

$$\frac{\log_2(N_{2n+1}(X_{s,N}))}{(2n+1)^2} \geq \frac{1}{(2n+1)^2} \sum_{k=N+1}^m \left(\lfloor \frac{2n+1}{2.4^{k+1}} \rfloor - 1 \right)^2 \left(2 + 2.2^k \cdot \log_2(|\mathcal{A}|) + 6.2^k \cdot \log_2(|\mathcal{Q}|) + 8 \cdot (4^k - 1) \right) + \log_2(\kappa_k^*) + \frac{1}{(2n+1)^2} \sum_{k=N+1}^m \left(\lfloor \frac{2n+1}{2.4^{k+1}} \rfloor - 1 \right)^2 \left(2.12^k (1 + s_k) \right) + \frac{1}{(2n+1)^2} \sum_{k=1}^N \left(\lfloor \frac{2n+1}{2.4^{k+1}} \rfloor - 1 \right)^2 \cdot 4.12^k s_k + \frac{1}{(2n+1)^2} \cdot \left(\lfloor \frac{2n+1}{2} \rfloor - 1 \right)^2 \lfloor 4h \rfloor$$

Taking n tending towards infinity, we obtain:

$$h(X_{s,N}) \geq \sum_{k=N+1}^m \left(\frac{1}{32 \cdot 16^k} + \frac{1}{32 \cdot 8^k} \log_2(|\mathcal{A}|) + \frac{3}{32 \cdot 8^k} \log_2(|\mathcal{Q}|) + \frac{1}{8 \cdot 4^k} + \frac{\log_2(\kappa_k^*)}{4.16^{k+1}} \right) + \frac{1}{2} \sum_{k=N+1}^m \frac{3^k}{4^{k+2}} (1 + s_k) + \sum_{k=0}^N \frac{3^k}{4^{k+2}} s_k + \frac{\lfloor 4h \rfloor}{4}$$

Indeed, from the upper bound on $\kappa'(k)$, $k > N$ the series corresponding to this sequence in the formula above converges.

As this is true for all $m > N$, taking $m \rightarrow +\infty$, we obtain

$$h(X_{s,N}) \geq \sum_{k=N+1}^{+\infty} \left(\frac{1}{32 \cdot 16^k} + \frac{1}{32 \cdot 8^k} \log_2(|\mathcal{A}|) + \frac{3}{32 \cdot 8^k} \log_2(|\mathcal{Q}|) + \frac{1}{8 \cdot 4^k} + \frac{\log_2(\kappa_k^*)}{4.16^{k+1}} \right) + \frac{1}{2} \sum_{k=N+1}^{+\infty} \frac{3^k}{4^{k+2}} (1 + s_k) + \sum_{k=0}^N \frac{3^k}{4^{k+2}} s_k + \frac{\lfloor 4h \rfloor}{4}$$

On the other hand, the **upper bound** is obtained as follows:

1. Since any n -block of $X_{\mathbb{R}}$ can be extended into an order $\lceil \log_2(n) \rceil + 4$ supertile, there exists some $K > 0$ such that for all n the number of n -blocks in the structure layer is smaller than $(2^{K(\lceil \log_2(n) \rceil + 4)})^2 \leq 2^{9K} n^{2K}$.
2. For all $m \leq n$ and x , the set $\llbracket -n, n \rrbracket^2$ is covered by at most $(\lceil \frac{2n+1}{2.4^{m+1}} \rceil + 1)^2$ translates of $\llbracket 1, 2.4^{m+1} \rrbracket^2$ centered on an order m cell.

3. The set $\llbracket -n, n \rrbracket^2$ is covered by at most a number $(\lceil \frac{2n+1}{2} \rceil + 1)^2$ of translates of $\llbracket 0, 1 \rrbracket^2$ such that the $(0, 0)$ symbol is a blue corner. On each of these squares, the number of possible patterns on the set $\llbracket 0, 1 \rrbracket^2 \setminus (0, 0)$ is $2^{\lfloor 4h \rfloor}$.
4. $\Lambda'_m(x)$ denotes the set of positions that are not in an order $\leq m$ cell in x . Then the number of possibilities for these positions in $\llbracket -n, n \rrbracket^2$ is smaller than $c^{|\Lambda'_m(x) \cap \llbracket -n, n \rrbracket^2|}$, where c is the cardinality of the alphabet of the subshift $X_{s,N}$.

Hence we have the following inequality:

$$N_{2n+1}(X_{s,N}) \leq 2^{9K} n^{2K} \cdot \prod_{k=N+1}^m \left(4 \cdot |\mathcal{A}|^{2 \cdot 2^k} |\mathcal{Q}|^{6 \cdot 2^k} \cdot (2^{12^k} + 1)^2 \cdot 2^{2 \cdot 12^k s_k} \cdot 2^{2 \cdot 4 \cdot (4^k - 1)} \cdot \kappa_k^* \right)^{\left(\lceil \frac{2n+1}{2 \cdot 4^{k+1}} \rceil + 1 \right)^2} \cdot \prod_{k=0}^N \left(2^{\left(\lceil \frac{2n+1}{2 \cdot 4^{k+1}} \rceil + 1 \right)^2 \cdot 4 \cdot 12^k s_k} \right) \cdot 2^{\left(\lceil \frac{2n+1}{2} \rceil + 1 \right)^2 \lfloor 4h \rfloor} \cdot c^{|\Lambda'_m(x) \cap \llbracket -n, n \rrbracket^2|}$$

This implies, as for the lower bound, and since $\log_2(2^{9K} n^{2K}) / (2n+1)^2 \rightarrow 0$ when n tends to infinity, and from the third point of Lemma 46, that

$$\begin{aligned} h(X_{s,N}) &\leq \sum_{k=N+1}^{+\infty} \left(\frac{1}{32 \cdot 16^k} + \frac{1}{32 \cdot 8^k} \log_2(|\mathcal{A}|) + \frac{3}{32 \cdot 8^k} \log_2(|\mathcal{Q}|) + \frac{1}{8 \cdot 4^k} + \frac{\log_2(\kappa_k^*)}{4 \cdot 16^{k+1}} \right) \\ &\quad + \frac{1}{2} \sum_{k=N+1}^{+\infty} \frac{3^k}{4^{k+2}} (1 + s_k) \\ &\quad + \sum_{k=0}^N \frac{3^k}{4^{k+2}} s_k \\ &\quad + \frac{\lfloor 4h \rfloor}{4} + \log_2(c) \frac{3^{m+1}}{4^{m+2}} \end{aligned}$$

Taking $m \rightarrow +\infty$, as $3^m / 4^m \rightarrow 0$, we have the upper bound:

$$\begin{aligned} h(X_{s,N}) &\leq \sum_{k=N+1}^{+\infty} \left(\frac{1}{32 \cdot 16^k} + \frac{1}{32 \cdot 8^k} \log_2(|\mathcal{A}|) + \frac{3}{32 \cdot 8^k} \log_2(|\mathcal{Q}|) + \frac{1}{8 \cdot 4^k} + \frac{\log_2(\kappa_k^*)}{4 \cdot 16^{k+1}} \right) \\ &\quad + \frac{1}{2} \sum_{k=N+1}^{+\infty} \frac{3^k}{4^{k+2}} (1 + s_k) \\ &\quad + \sum_{k=0}^N \frac{3^k}{4^{k+2}} s_k \\ &\quad + \frac{\lfloor 4h \rfloor}{4} \end{aligned}$$

□

8.3 Choosing the parameters values

In this section we explain how to choose s , N and M such that the entropy of $X_{s,N}$ is equal to h and there exists some M such that for all $k \geq 1$ integer, $s_{2^k M} = 1$ and $s_{(2^k+1)M} = 0$. This constraint on the sequence s will serve for the linear net gluing property. Here is the process that we follow for these choices:

1. we choose $N > 0$ and $M > 0$ such that

$$\begin{aligned} h &> \sum_{k=N+1}^{+\infty} \left(\frac{1}{32 \cdot 16^k} + \frac{1}{32 \cdot 8^k} \log_2(|\mathcal{A}|) + \frac{3}{32 \cdot 8^k} \log_2(|\mathcal{Q}|) + \frac{1}{8 \cdot 4^k} \right) + \frac{1}{2} \sum_{k=N+1}^{+\infty} \frac{3^k}{4^{k+2}} \\ &\quad + \sum_{k=1}^{+\infty} \frac{3^{2^k M}}{4^{2^k(M+1)}} + \frac{\lfloor 4h \rfloor}{4} \end{aligned}$$

This is possible since $\frac{\lfloor 4h \rfloor}{4} < h$. The other terms of the sum in the left member of this inequality tends to 0 when N, M tends to $+\infty$. For this value of M , we impose the constraint on s that for all $k \geq 1$ integer, $s_{2^k M} = 1$ and $s_{(2^k+1)M} = 0$.

2. Since

$$\sum_{k=0} \frac{3^k}{4^{k+2}} + \frac{\lfloor 4h \rfloor}{4} = \frac{1}{4} + \frac{\lfloor 4h \rfloor}{4} > h,$$

the maximal value for the entropy $h(X_{s,N})$ for s verifying the constraint is greater than h . Moreover, the minimal value is smaller than h . The number

$$z' = \sum_{k=N+1}^{+\infty} \left(\frac{1}{32 \cdot 16^k} + \frac{1}{32 \cdot 8^k} \log_2(|\mathcal{A}|) + \frac{3}{32 \cdot 8^k} \log_2(|\mathcal{Q}|) + \frac{1}{8 \cdot 4^k} \right) + \frac{1}{2} \sum_{k=N+1}^{+\infty} \frac{3^k}{4^{k+2}} + \sum_{k=1}^{+\infty} \frac{3^{2kM}}{4^{2(kM+1)}} + \frac{\lfloor 4h \rfloor}{4}$$

is computable, and as a consequence the number

$$z = h - z'$$

is a Π_1 -computable number. Hence we now have to choose s a Π_1 -computable sequence in $\{0,1\}^{\mathbb{N}}$ such that the number

$$\frac{1}{2} \sum_{k=N+1}^{+\infty} \frac{3^k}{4^{k+2}} s_k + \sum_{k=0}^N \frac{3^k}{4^{k+2}} s_k$$

is equal to z . This is possible since z is a Π_1 -computable number.

For these values of s and N and given the choice of M , the subshift $X_{s,N}$ is denoted X_h .

9 Linear net gluing of X_h

In this section we prove that the subshift X_h is linearly net gluing. This proof consists of two steps: first proving that any block can be extended into a cell, with control over the size of this cell. Then we prove the gluing property on cells having the same order. For reading this section, the reader should have some familiarity with the construction of the Robinson subshift [Rob71].

9.1 Completing blocks

The point of this section is to prove the following lemma:

Lemma 49. *Let $n \geq 0$ an integer, and P some $2^{n+1} - 1$ -block. This pattern can be completed into an admissible pattern in X_h over an order*

$$\left(2 \left(\left\lceil \frac{n+1}{2 \cdot 2M} \right\rceil + 1 \right) + 3 \right) M$$

cell.

Proof. Let $n \geq 0$ an integer and P some $2^{n+1} - 1$ -block which appears in some configuration x of the subshift X_h .

1. Intersecting four order $2n$ supertiles:

This part of the proof is similar to the beginning of the proof of Lemma 10. The pattern P can be extended in the configuration x into a pattern over some pattern over one of the structure layer patterns on Figure 43, Figure 44, and Figure 45, composed with four $2n$ order supertiles with a cross separating them.

2. Completing the structure, frequency bits and basis:

All these patterns intersect non-trivially at most two different cells in the configuration x , one included into the other. The intersection with the small one is included into the union of two quarters of the cell with the separating segment. The intersection with the great one is included into a quarter of this cell. Similarly as in the proof of Lemma 10, the new formed

pattern can be completed into an order $\left\lceil \frac{\lceil \log_2(2^{n+1}-1) \rceil}{2} \right\rceil + 2 + k$ cell, for any $k \geq 0$ in the

Robinson sub-layer. However, in the present proof, we have to take care about the frequency bits of these two cells. Indeed, the order of the cell into which the pattern is completed has to be coherent with the frequency bit.

That is why we slightly modify the way we complete the structure layer. In the cases when the pattern intersects non-trivially two cells (the schemata corresponding to the case of an intersecting with two cells are the numbers 1, 2, 3, the second 5', 6, 7, the third 8, and the first 9 on Figure 43, Figure 44, and Figure 45), we first complete the smallest cell into a cell

having minimal order greater than $\left\lceil \frac{\lceil \log_2(2^{n+1}-1) \rceil}{2} \right\rceil + 2$. This is done in such a way that the corresponding bit is imposed to be equal to the actual bit attached to the part of the cell intersecting the pattern at this point. This means that we extend this part into an order $k.M$ cell, with k equal to

$$2 \left(\left\lceil \frac{\lceil \log_2(2^{n+1}-1) \rceil}{2.2M} \right\rceil + 1 \right)$$

or

$$2 \left(\left\lceil \frac{\lceil \log_2(2^{n+1}-1) \rceil}{2.2M} \right\rceil + 1 \right) + 1$$

Then the part of the second cell is completed into an order $k'.M$ cell, with k' equal to

$$2 \left(\left\lceil \frac{\lceil \log_2(2^{n+1}-1) \rceil}{2.2M} \right\rceil + 1 \right) + 2$$

or

$$2 \left(\left\lceil \frac{\lceil \log_2(2^{n+1}-1) \rceil}{2.2M} \right\rceil + 1 \right) + 3.$$

Thus, in any case, the initial pattern can be completed into an order

$$\left(2 \left(\left\lceil \frac{n+1}{2.2M} \right\rceil + 1 \right) + 3 \right) M$$

cell.

The case when the pattern intersects non-trivially only one cell, this completion is done similarly.

After this, one can complete the frequency bits layer according to the values in the initial pattern. One can also complete the synchronization net sublayer and the synchronization layer, since these are determined by the Robinson sublayer and the frequency bits. Then the random bits are chosed according to the frequency bits.

3. Completing the computation areas, machines trajectories, and error signals:

In this paragraph, we describe how to complete the other layers (computation areas and machines layers) over this completed pattern.

For each of the two non-trivially intersected cells, the lines and columns that do not intersect the initial pattern and that are between this pattern and the nucleus are colored (**out, out**). This allows the extension of the pattern in the machine layer simply by transport information between the nucleus and this part of the area. Indeed, there is not computation position outside the initial pattern. This is illustrated on Figure 36. When completing the machine's trajectories in the direction of time, we simply apply the computation rules of the machine.

Error signals for the computation areas are triggered by these choices. We choose the propagation direction according to the presence or the absence of an error signal in the initial pattern. This is illustrated on Figure 35. The empty tape and sides signals and error signals of the machines are completed in a similar way.

If the nucleus was in the initial pattern, then all these layers can be completed according to the configuration x . If this was not the case, then we choose the DNA such that the quarters present in the initial pattern - there are at most two since the nucleus is not in the initial pattern - are not represented in the DNA.

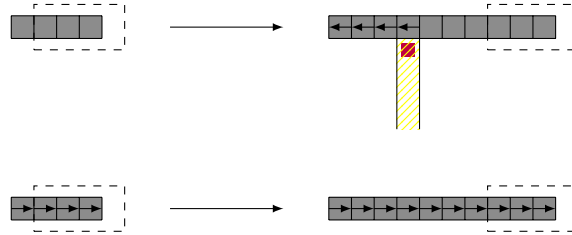


Figure 35: Illustration of the completion of the arrows according to the error signal in the known part of the area, designated by a dashed rectangle. The yellow color designates some (out, out) column.

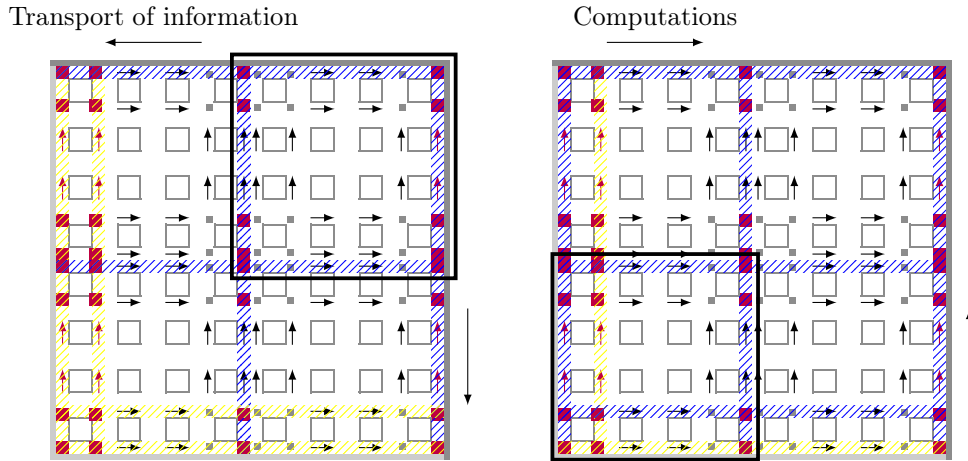


Figure 36: Illustration of the completion of the in, out signals and the space-time diagram of the machine. The known part of the cell is surrounded by a black square. The yellow lines and columns are colored with a symbol different from (in, in) in the computation areas layer, while the blue columns and lines are.

□

9.2 Linear net gluing of X_h

Theorem 50. *The subshift X_h is linearly net gluing.*

Proof. Let P and Q be two $(2^{n+1} - 1)$ -blocks in the language of X_h . These two patterns can be completed into admissible patterns over order

$$\left(2 \left(\left\lceil \frac{n+1}{2.2M} \right\rceil + 1 \right) + 3 \right) M$$

cells. The gluing set of these two cells is

$$4 \left(2 \left(\left\lceil \frac{n+1}{2 \cdot 2^M} \right\rceil + 1 \right) + 3 \right)^{M+2} \cdot \mathbb{Z}^2 \setminus (0, 0).$$

This means that there exists some vector \mathbf{u} such that the gluing set of the pattern P contains

$$\mathbf{u} + (2^{n+1} - 1 + f(2^{n+1} - 1)) \cdot \mathbb{Z}^2 \setminus (0, 0),$$

where

$$f(2^{n+1} - 1) = 4 \left(2 \left(\left\lceil \frac{n+1}{2 \cdot 2^M} \right\rceil + 1 \right) + 3 \right)^{M+2} - 2^{n+1} + 1 = O(2^{n+1} - 1).$$

As a consequence of Proposition 15, the subshift X_h is linearly net gluing. \square

10 Transformation of X_h into a linearly block gluing SFT

In this section, we prove that every Π_1 -computable non-negative real number is the entropy of some linearly block gluing \mathbb{Z}^2 -SFT.

In order to prove this assertion, we use modified versions of the operator $d_{\mathcal{A}}$, depending on an integer parameter $r \geq 1$, that we denote $d_{\mathcal{A}}^{(r)}$. The definition of the operators $d_{\mathcal{A}}^{(r)}$ consists in imposing that the curves appearing in the definition of $d_{\mathcal{A}}$ are composed by length r straight segments, as illustrated on Figure 37.

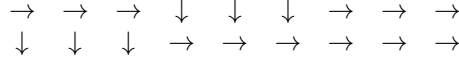


Figure 37: Making the curves more rigid. In this example, $r = 3$.

Each of these segments can be superimposed with random colors defined to be a length r word amongst the words $0^r, 10^{r-1}, \dots, 1^r$. This sequence is imposed to be 0^r when the segment is not surrounded with other segments, as illustrated on Figure 38.

The idea behind this definition is that with these random colors, the patterns crossed only by straight curves are the most numerous ones, and thus the entropy is easier to compute, with the cost of a parasitic entropy. The parameter r serves to control the parasitic entropy.

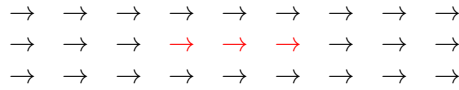


Figure 38: Segment (colored red) surrounded by other ones. In this example, $r = 3$.

$\tilde{\mathcal{A}}_r$ denotes the alphabet of $d_{\mathcal{A}}^{(r)}$. The operators $d_{\tilde{\mathcal{A}}_r}^{(r)} \circ \rho \circ d_{\mathcal{A}}^{(r)}$ still transform linearly net gluing subshifts into linearly block gluing ones, and the entropy of $d_{\mathcal{A}}^{(r)}(Z)$ for a subshift Z is a function of $h(Z)$:

Theorem 51. *For any Z on \mathbb{Z}^2 and on alphabet \mathcal{A} , the entropy of $d_{\mathcal{A}}^{(r)}(Z)$ is*

$$h(d_{\mathcal{A}}^{(r)}(Z)) = h(Z) + \frac{\log_2(1+r)}{r}.$$

Since any non-negative Π_1 -computable number is the entropy of a linearly net gluing SFT, for all $r \geq 1$, all the numbers in $\left[2 \frac{\log_2(1+r)}{r}, +\infty \right[$ (the factor 2 here comes from the fact that we apply

two operators) are entropy of a linearly block gluing SFT. As a consequence, since 0 is the entropy of the full shift on alphabet $\{0\}$, which is linearly block gluing, all the non-negative Π_1 -computable numbers are entropy of a linearly block gluing SFT.

Question 1. *In this proof, the entropy 0 is obtained in a different way than other Π_1 -computable numbers. Is there some non-trivial SFT which is linearly block and have entropy 0 ?*

10.1 Definition of the operators $d_{\mathcal{A}}^{(r)}(Z)$

Let Z be a \mathbb{Z}^2 -SFT on alphabet \mathcal{A} , and $r \geq 1$. The subshift $d_{\mathcal{A}}^{(r)}(Z)$ is defined as a product of four layers:

1. the first layer is Δ ,
2. the second one is Z , with similar rules with respect to Δ as in the definition of $d_{\mathcal{A}}$.
3. the counter layer [Section 10.1.1]: in this layer we impose, using a counter, the curves to be composed of length r segments.
4. the random colors layer [Section 10.1.2]: here we superimpose random colors to the length r segments of curves.

10.1.1 Counter layer

Symbols:

The elements of $\mathbb{Z}/r\mathbb{Z}$ and a blank symbol.

Local rules:

- **Localization:** the non blank-symbols are superimposed on and only on the positions having a \rightarrow symbol in the Δ layer.
- **Incrementing the counter:** over a pattern

$$\rightarrow \rightarrow$$

or

$$\begin{array}{cc} \rightarrow & \downarrow \\ \downarrow & \rightarrow \end{array}$$

in the Δ layer, if the value of the counter on the left position with \rightarrow is \bar{i} , then the value on the right position is $\bar{i} + \bar{1}$.

- **The curves can shift downwards only on position with maximal counter value:** on the pattern

$$\begin{array}{cc} \rightarrow & \downarrow \\ \downarrow & \rightarrow \end{array},$$

the left position with \rightarrow has counter value equal to $\overline{r-1}$.

Global behavior:

On each curve induced by the restriction to the Δ layer we superimpose independent counters that are incremented along the curves. A curve can shift downwards only when the counter has maximal value. This implies that the curves are composed of length r segments. A segment is defined to be a part of the curve between two consecutive positions where the counter has value $\bar{0}$ and $\overline{r-1}$.

10.1.2 Random colors layer

Symbols:

The symbols of this layer are 0, 1 and a blank symbol.

Local rules:

- **Localization:** the bits 0, 1 are superimposed on and only on positions with symbol \rightarrow .
- **Restriction of the possible colors:** Along a length r segment of curve, the symbol 1 propagates to the left. The symbol 0 propagates to the right.
- **Isolation rule:** if a segment is not surrounded by other segments, its color is 0^r .

Global behavior:

Each length r segment is attached with a word in $\{0^r, 10^{r-1}, \dots, 1^r\}$. Moreover, if the segment is not surrounded by other segments, its color is 0^r .

10.2 Transformation of linearly net gluing subshifts into linearly block gluing ones

We have a result similar to Theorem 37 for the operators $d_{\mathcal{A}}^{(r)}$:

Theorem 52. *For all $r \geq 0$, the operator $d_{\mathcal{A}_r}^{(r)} \circ \rho \circ d_{\mathcal{A}}^{(r)}$ transforms linear net-gluing subshifts of finite type into linear block gluing ones.*

Proof. The steps of the proof of this theorem are exactly the same ones as for the proof of Theorem 37. However, the gap function of the image subshift is r times the gap function of the image subshift obtained when applying $d_{\mathcal{A}} \circ \rho \circ d_{\mathcal{A}}$. The presence of the counters do not have any impact since when we proved that two patterns can be glued we don't connect the curves of the two patterns. \square

Δ'_r denotes the subshift that consists in the product of the Δ layer with the counter layer and random colors layer, with rules relating these layers. Moreover, Δ_r denotes the product of the Δ layer with the counter layer, with rules relating these layers.

The following sections are devoted to the proof of Theorem 51.

10.3 Lower bound

Lemma 53. *For any subshift Z on alphabet \mathcal{A} , we have the following lower bound on the entropy of $d_{\mathcal{A}}^{(r)}(Z)$:*

$$h(d_{\mathcal{A}}^{(r)}(Z)) \geq h(Z) + \frac{\log_2(1+r)}{r}.$$

Proof. The language of $d_{\mathcal{A}}^{(r)}(Z)$ contains all the kr -blocks whose symbols in the Δ layer are all equal to \rightarrow and such that in the first column, the value of the counter is $\bar{0}$ in each line.

The number of such patterns is $N_{kr}(Z) \cdot (r+1)^{rk^2}$ (the first factor is the number of choices in the Z layer and the other one is the number of choices in the random colors layer). Hence

$$N_{kr}(d_{\mathcal{A}}^{(r)}(Z)) \geq (r+1)^{rk^2} \cdot N_{kr}(Z).$$

Which implies

$$\frac{\log_2(N_{kr}(d_{\mathcal{A}}^{(r)}(Z)))}{kr \cdot kr} \geq \frac{\log_2(1+r)}{r} + \frac{\log_2(N_{kr}(Z))}{kr \cdot kr}.$$

We deduce, taking $k \rightarrow +\infty$, that

$$h(d_{\mathcal{A}}^{(r)}(Z)) \geq \frac{\log_2(1+r)}{r} + h(Z).$$

□

10.4 Upper bound

We prove an upper bound for $h(d_{\mathcal{A}}^{(r)}(Z))$ in two steps:

1. In Section 10.4.1, we prove a bound on the number of possible pseudo-projections of a kr -block onto the subshift Z . This is done using an upper bound on the number of curves crossing a n -block.
2. In Section 10.4.2, we give an upper bound on the number of kr -blocks in Δ'_r . We do this by analyzing the possible ways to extend a kr -block in the language of this subshift into a $(k+1)r$ -block which stays admissible.

10.4.1 Upper bound on the number of pseudo-projections

Lemma 54. *Let $n \geq 1$ and P be some n -block in the language of Δ_r . The number of curves crossing P is equal to $k_n + k'_n$, where k_n is the number of \rightarrow symbols on the south west - north east diagonal and k'_n is the number of patterns*

$$\begin{array}{c} \rightarrow \\ \downarrow \\ \rightarrow \end{array}$$

such that the \downarrow symbol is on the south west - north east diagonal.

Proof. Each curve crossing P crosses the diagonal. This is due to the fact that in each column, the curve goes straightly onto the right or is shifted downwards. When it crosses the diagonal, there are two possibilities: either it is shifted downwards, and it corresponds to the pattern

$$\begin{array}{c} \rightarrow \\ \downarrow \\ \rightarrow \end{array},$$

or it is not and this corresponds to the symbol \rightarrow on the diagonal. Hence counting this patterns gives the number of curves crossing P . On Figure 39, the pattern has three times the symbol \rightarrow on the diagonal and once the pattern

$$\begin{array}{c} \rightarrow \\ \downarrow \\ \rightarrow \end{array}.$$

One can see that the total is equal to the number of curves crossing this pattern.

$$\begin{array}{cccccc} \rightarrow & \rightarrow & \rightarrow & \rightarrow & \rightarrow & \rightarrow \\ \rightarrow & \rightarrow & \rightarrow & \rightarrow & \downarrow & \downarrow \\ \rightarrow & \downarrow & \downarrow & \downarrow & \rightarrow & \rightarrow \\ \downarrow & \rightarrow & \rightarrow & \rightarrow & \downarrow & \downarrow \\ \rightarrow & \rightarrow & \rightarrow & \downarrow & \rightarrow & \rightarrow \\ \downarrow & \downarrow & \downarrow & \rightarrow & \rightarrow & \rightarrow \end{array}$$

Figure 39: Example of pattern P in the Δ layer. The patterns on the diagonal allow the number of curves to be counted. In this example, $r = 3$.

□

Lemma 55. *The number of pseudo-projections of a kr -block pattern in the language of $d_A^{(r)}(Z)$ is smaller or equal to $N_{kr}(Z)$.*

Proof. A consequence of Lemma 54, a kr -block contains at most kr curves and the number of positions of a curve in a kr block is smaller than kr . Hence the number of pseudo-projections of a kr -block on Z is smaller than $N_{kr}(Z)$. \square

10.4.2 Upper bound on the number of colored curves patterns

In this section, we give an upper bound on the number of kr -block in the language of Δ'_r , for $k \geq 1$. It relies on an upper bound on the number of patterns in specific sets, defined as follows.

Consider some kr -block P in the language of Δ_r . Define \mathbb{U}_P to be the minimal set containing $\llbracket 0, kr - 1 \rrbracket^2$ such that there exists some pattern P' - which is unique - on support \mathbb{U}_P :

- whose restriction on $\llbracket 0, kr - 1 \rrbracket^2$ is P ,
- and such that the leftmost (resp. rightmost) position in any curve in P' crossing the left (resp. right) side of P has counter $\bar{0}$ (resp. $\overline{r-1}$).

On Figure 40, one can find some example of such completion of a block P into the pattern P' .

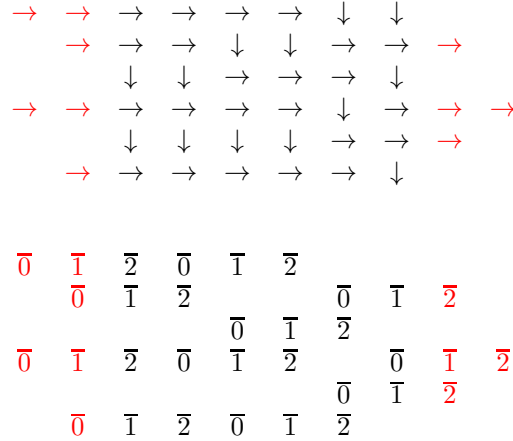


Figure 40: Illustration of the extension of a block by completing the segments, $r = 3$. The pattern P is represented by dark symbols, and is completed into the projection of P' by red ones.

Let us denote \mathcal{T}_{kr} the set of patterns in the language of Δ'_r whose projection on Δ_r is P' for some kr -block P in the language of Δ_r .

Lemma 56. *For all $k \geq 1$, we have the following upper bound on the number of kr -blocks in the language of Δ'_r :*

$$|N_{kr}(\Delta'_r)| \leq \alpha(r) \cdot 2^{\lambda(r) \cdot k} (r+1)^{rk^2},$$

where $\alpha(r), \lambda(r) > 0$ depend only on r .

Idea: *the idea of the proof is to get an upper bound on the cardinality of \mathcal{T}_{kr} for all $k \geq 1$ considering the possible extensions of a pattern in \mathcal{T}_{kr} into a pattern of $\mathcal{T}_{(k+1)r}$. We derive then an upper bound for the number of kr -blocks in the language of Δ'_r .*

Proof. 1. **Upper bound on the extensions of patterns in \mathcal{T}_{kr} into patterns of $\mathcal{T}_{(k+1)r}$:**

Consider some pattern Q in \mathcal{T}_{kr} . We will first consider the number of possibilities to extend this pattern on the right side and then on the top, as illustrated on Figure 41.

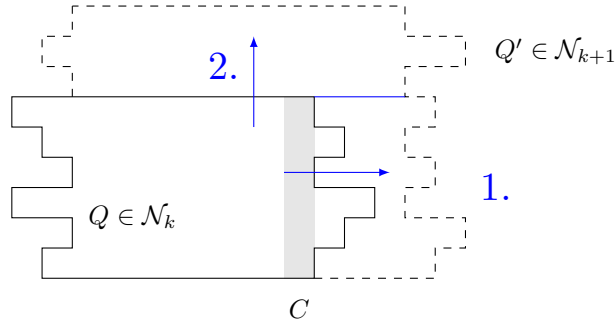


Figure 41: Illustration of the considered order for completion in order to give an upper bound on $|\mathcal{T}_{(k+1)r}|/|\mathcal{T}_{kr}|$.

(a) **Extensions on the right side:**

The restriction C of Q on the rightmost complete column $\{kr-1\} \times \llbracket 0, kr-1 \rrbracket$ (colored gray on Figure 41) is sub-pattern of a pattern C' over $\{kr-1\} \times \llbracket -1, kr \rrbracket$ or $\{kr-1\} \times \llbracket 0, kr \rrbracket$ such that this pattern is the (vertical) concatenation of patterns

$$\begin{array}{c} \rightarrow \\ \vdots \\ \rightarrow \\ \downarrow \end{array}$$

One can see this by adding a symbol \rightarrow on the top, and a symbol \downarrow on the bottom if the bottommost symbol in this column is \rightarrow (we do not complete C into C' , which is just an artifact allowing an upper bound on the number of ways to extend Q on its right side). Each of these patterns corresponds to a set of vertically consecutive curves going out of the pattern Q through its right side.

A completion of Q on the right side is determined by the following choices:

- for each of the outgoing curves, choose if this curve is shifted downwards in the set of additional positions or not.
- for each of the added segments of curve, choose a color to superimpose over it.

Moreover, for each set of consecutive curves, if one of these curves is shifted downwards, this forces the curves in this set to be shifted downwards as well in the set additional positions. This shift is realized in a column on the left of the column where the first curve is shifted. Since the additional shift positions lie in a set of r consecutive columns, this means that only the r bottommost curves in this set can be shifted downwards in the additional columns. The number of possible choices for these shifts is $\min(j, r)$ (since the position of the shift is determined by the counter), where j is the number of curves in this set.

For this set of curves the number of choices for the colors is $(r+1)^j$. As a consequence, for a set of consecutive curves represented by a pattern

$$\begin{array}{c} \rightarrow \\ \vdots \\ \rightarrow \\ \downarrow \end{array},$$

with j symbols \rightarrow , the number of possible extensions on the right of this pattern is

smaller than $(r + 1)^{j+1}$. Since in this formula, $j + 1$ is the height of the pattern

$$\begin{array}{c} \rightarrow \\ \vdots \\ \rightarrow \\ \downarrow \end{array},$$

the number of possible extensions of Q on the right side is smaller than the product of these numbers. This is equal to

$$(r + 1)^{kr+2},$$

kr being the height of the pattern C .

(b) **Extensions on the top:**

Let us consider a possible completion $Q^{(1)}$ of Q on the right side. We give an upper bound on the number of possible ways to complete this pattern on the row $\llbracket 0, (k + 1)r - 1 \rrbracket \times \{kr\}$ just above this pattern. This depends only on the restriction of $Q^{(1)}$ on $\llbracket 0, (k + 1)r - 1 \rrbracket \times \{kr - 1\}$. This way, taking the power r of this bound will provide a bound for the possible completions of $Q^{(1)}$ into a pattern $Q^{(2)}$ of $\mathcal{T}_{(k+1)r}$.

The restriction of $Q^{(1)}$ on its topmost row $\llbracket 0, (k + 1)r - 1 \rrbracket \times \{kr - 1\}$ can be decomposed into a (possibly empty) concatenation of patterns

$$\rightarrow \dots \rightarrow \downarrow \dots \downarrow,$$

possibly followed on the right by a pattern

$$\rightarrow \dots \rightarrow,$$

and possibly preceded on the left by a pattern

$$\downarrow \dots \downarrow.$$

For instance, on the following pattern, we represent the decomposition with parentheses:

$$(\downarrow\downarrow\downarrow)(\rightarrow\rightarrow\rightarrow\downarrow\downarrow\downarrow)(\rightarrow\rightarrow\rightarrow\downarrow\downarrow\downarrow)(\rightarrow\rightarrow\rightarrow).$$

According to this decomposition, the possibilities for completing Q' on the top are as follows:

- If the pattern on the top row of $Q^{(1)}$ is equal to

$$\rightarrow \dots \rightarrow,$$

then the pattern can be extended on top with some pattern which consists in the concatenation of

$$\downarrow \dots \downarrow,$$

with

$$\rightarrow \dots \rightarrow$$

on the right, one of which can be empty. For instance, if the pattern on the top row is

$$\rightarrow \rightarrow \rightarrow \rightarrow \rightarrow \rightarrow$$

and $r = 3$, one can extend the pattern in the following ways:

$$\begin{array}{cccccccc} \downarrow & \downarrow & \rightarrow & \rightarrow & \rightarrow & \rightarrow & \rightarrow & \rightarrow \\ \rightarrow & \rightarrow & \rightarrow & \rightarrow & \rightarrow & \rightarrow & & \end{array},$$

$$\begin{array}{cccccc} \rightarrow & \rightarrow & \rightarrow & \rightarrow & \rightarrow & \rightarrow \\ \rightarrow & \rightarrow & \rightarrow & \rightarrow & \rightarrow & \rightarrow \end{array},$$

or

$$\begin{array}{cccccc} \downarrow & \downarrow & \downarrow & \downarrow & \downarrow & \downarrow \\ \rightarrow & \rightarrow & \rightarrow & \rightarrow & \rightarrow & \rightarrow \end{array}.$$

– When we extend with the pattern

$$\rightarrow \dots \rightarrow,$$

there are r possibilities for the positions of the counter symbols, and at most $(r+1)^{k+2}$ possibilities for the random colors of the added segments (there are at most $(k+2)$ ones). As a consequence, in this case there are at most $r(r+1)^{k+2} \leq (r+1)^{k+3}$ possible extensions.

– When we extend with some pattern

$$\downarrow \dots \downarrow \rightarrow \dots \rightarrow,$$

there are r possibilities for the rightmost position of the row where the counter has value $\bar{0}$. For each j such that the added curve shifts downwards in a column between the j th and the $(j+1)r-1$ th one, the number of possible colorings of this curve is at most $(r+1)^{k-j+1}$ (since in this case, the number of added segments is at most $(k-j+1)$). As a consequence, the number of completions in this case is at most

$$r \sum_{j=1}^{k+1} (r+1)^j = r(r+1) \frac{(r+1)^{k+1} - 1}{r+1-1} \leq (r+1)^{k+2}.$$

- When the pattern on the top row of $Q^{(1)}$ is

$$\downarrow \dots \downarrow,$$

the only possibility for completion in the Δ layer is by

$$\rightarrow \dots \rightarrow .$$

The number of possibilities in the other layers is given by the choice of the counter position and the colors, and is smaller than $(r+1)^{k+3}$.

- **Mixed cases:** For the same reasons as in the two previous cases, the number of possible extensions on the top of the $\rightarrow \dots \rightarrow$ pattern in the decomposition of the top row pattern and the $\downarrow \dots \downarrow$ pattern, and the leftmost (resp. rightmost) pattern

$$\rightarrow \dots \rightarrow \downarrow \dots \downarrow$$

when there is no pattern $\downarrow \dots \downarrow$ (resp. $\rightarrow \dots \rightarrow$) in the decomposition, are at most

$$(r+1)^{\left\lceil \frac{l}{r} \right\rceil + 3},$$

where l is the length of this pattern.

The possible extensions over the other patterns

$$\rightarrow \dots \rightarrow \downarrow \dots \downarrow$$

in the decomposition are as follows:

- the $r \left\lceil \frac{m}{r} \right\rceil$ rightmost symbols in the extending row are equal to \rightarrow , where m is the length of the sub-pattern $\downarrow \dots \downarrow$: this is imposed by the presence on the right of \rightarrow symbols. This corresponds to a shifted curve, which has to go straight while there are symbols \downarrow below it during a number rj of columns, for some j . In this step, the colors of the added segments is 0^r , since they are not surrounded by other segments. At this point, the completion over this part of the top row looks as follows:

$$\begin{array}{cccccccc} & & & & & \rightarrow & \rightarrow & \rightarrow \\ \rightarrow & \rightarrow & \rightarrow & \rightarrow & \rightarrow & \rightarrow & \downarrow & \downarrow \end{array} .$$

- then we have to choose the position of the shift of this curve in the row that we are adding. Indeed, the top row pattern is preceded by \downarrow symbols on the left. This means that this is shifted downwards there. The added curve has thus to be shifted in a column on the right of this one. For these added segments, we have to choose a color.

For these patterns, the number of possible extensions is thus at most

$$\sum_{k=0}^{\left\lfloor \frac{l}{r} \right\rfloor - 1} (r+1)^k \leq (r+1)^{\left\lfloor \frac{l}{r} \right\rfloor},$$

where l is the length of this pattern. Indeed, there are at most $\left\lfloor \frac{l}{r} \right\rfloor$ added segment over this part of the top row, and that at least one of them has trivial color 0^r .

As a consequence, in these cases, the number of possible extensions over the top row is at most $(r+1)^{\frac{L}{r}+8}$, where L is the total length of the top row. As a consequence, since $L = rk$, this number is equal to

$$(r+1)^{k+9}.$$

In any of these cases the number of possible extensions is smaller than $(r+1)^{k+9}$. Hence the total number of possible extensions of a pattern in \mathcal{T}_{kr} into a pattern in $\mathcal{T}_{(k+1)r}$ is at most $3(r+1)^{k+9}$, since there are three cases.

2. Upper bound on the cardinality of \mathcal{T}_{kr} :

As a consequence, the number of possible extensions of a pattern in \mathcal{T}_{kr} into a pattern in $\mathcal{T}_{(k+1)r}$ is at most

$$(r+1)^{kr+2} (3(r+1)^{k+9})^r = 3^r (r+1)^{2kr+9r+2}.$$

It follows, using inductively this inequality, that the number of pattern in $\mathcal{T}_{(k+1)r}$ is smaller than

$$|\mathcal{T}_r| \cdot (r+1)^{k \cdot (2+9r)} \cdot 3^{k \cdot r} \cdot (r+1)^{2r \sum_{i=1}^k i} = |\mathcal{T}_r| \cdot (r+1)^{k \cdot (2+9r)} \cdot 3^{kr} \cdot (r+1)^{rk(k+1)}.$$

3. Upper bound on $N_{kr}(\Delta'_r)$:

As a consequence, the number of kr -blocks in the language of Δ'_r is smaller than

$$|\mathcal{T}_r| \cdot (r+1)^{k \cdot (2+10r)} \cdot 3^{kr} \cdot (r+1)^{rk^2} \cdot (r+1)^{2(k+1)r},$$

since any kr -block is sub-pattern of a pattern in $\mathcal{T}_{(k+1)r}$.

□

Proof. of Theorem 51: As a consequence of Lemma 55, and Lemma 56, we get that the number of kr -blocks in the language of $d_{\mathcal{A}}^{(r)}(Z)$ smaller than

$$N_{kr}(Z) \cdot \alpha(r) \cdot 2^{\lambda(r) \cdot k} \cdot (r+1)^{rk^2}.$$

Hence,

$$h(d_{\mathcal{A}}^{(r)}(Z)) \leq h(Z) + \frac{\log_2(1+r)}{r}$$

Using Lemma 53, we have the equality:

$$h(d_{\mathcal{A}}^{(r)}(Z)) = h(Z) + \frac{\log_2(1+r)}{r}.$$

□

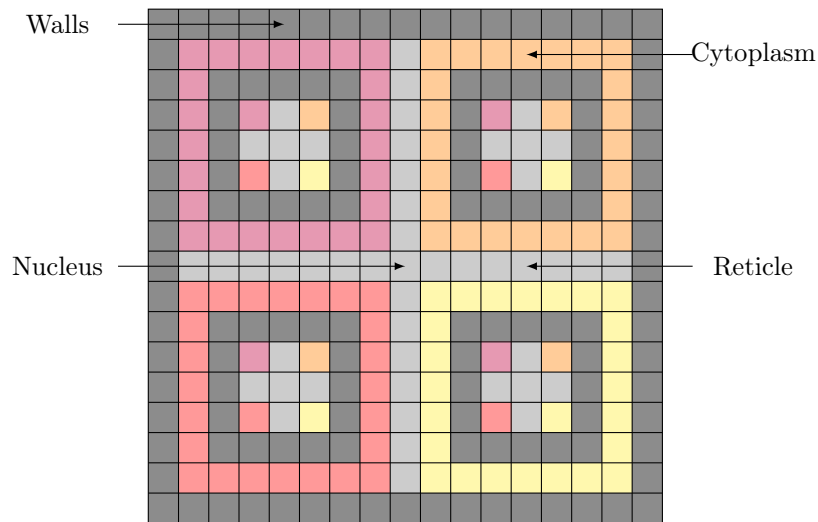
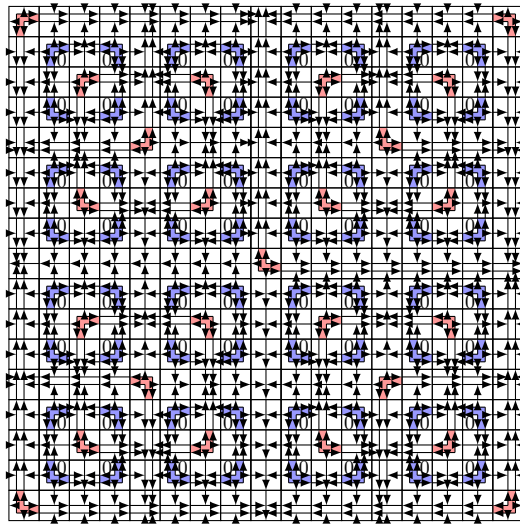


Figure 42: Example of the projection over the structure (first picture) and the synchronization (second one) layers of a pattern over an order 1 cell. This cell contains properly 4 order 0 cells, and 4.12 blue corners.

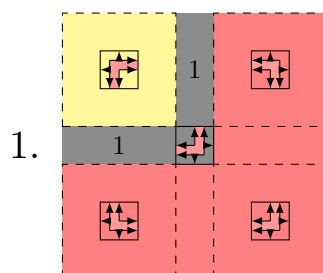


Figure 43: Possible orientations of four neighbor supertiles having the same order.

References

- [AS14] N. Aubrun and M. Sablik. Multidimensional effective s-adic subshift are sofic. *Uniform Distribution Theory*, 9, 2014.
- [Bal09] A. Ballier. *Propriétés structurelles, combinatoires et logiques des pavages*. PhD thesis, Aix-Marseille Université, 2009.
- [DR17] B. Durand and A. Romashchenko. On the expressive power of quasiperiodic sft. *Discrete Mathematics*, 2017.
- [AS10] N. Aubrun and M. Sablik. Simulation of effective subshifts by two-dimensional subshifts of finite type *Acta Appl. Math.*, 2013.
- [Sim14] S.G. Simpson. Medvedev Degrees of two-Dimensional Subshifts of Finite Type. *Ergodic Theory and Dynamical Systems*, 2014.
- [DRS] B. Durand, A. Romashchenko and A. Shen. Fixed-point tile sets and their applications. *Journal of Computer and System Sciences*, 2010.
- [GS17b] S. Gangloff and M. Sablik. A characterization of the entropy dimensions of minimal \mathbb{Z}^3 -sfts. *Dynamical systems*, 2017.
- [HM10] M. Hochman and T. Meyerovitch. A characterization of the entropies of multidimensional shifts of finite type. *Annals of Mathematics*, 171:2011–2038, 2010.
- [Hoc09] M. Hochman. On the dynamics and recursive properties of multidimensional symbolic systems. *Inventiones Mathematicae*, 176:131–167, 2009.
- [HV17] M. Hochman and P. Vanier. Turing spectra of minimal subshifts. In *Computer Science - Theory and Applications*, pages 154–161, 2017.
- [JLKP17] U. Jung, J. Lee, and K. Koh Park. Topological entropy dimension and directional entropy dimension for \mathbb{Z}^2 -subshifts. *Entropy*, 2017.
- [JV13] E. Jeandel and P. Vanier. Turing degrees of multidimensional SFT. *Theoretical Computer Science*, 2013.
- [JV15] E. Jeandel and P. Vanier. Characterizations of periods of multidimensional shifts. *Ergodic Theory and Dynamical Systems*, 35:431–460, 2015.
- [Mey11] T. Meyerovitch. Growth-type invariants for \mathbb{Z}^d subshifts of finite type and arithmetical classes of real numbers. *Inventiones mathematicae*, 184:567–589, 2011.
- [Moz89] S. Mozes. Tilings, substitution systems and dynamical systems generated by them. *Journal d'Analyse Mathématique*, 53:139–186, 1989.

- [PS15] R. Pavlov and M. Schraudner. Entropies realizable by block gluing shifts of finite type. *Journal d'Analyse Mathématique*, 126:113–174, 2015.
- [Rob71] R. Robinson. Undecidability and nonperiodicity for tilings of the plane. *Inventiones Mathematicae*, 12:177–209, 1971.

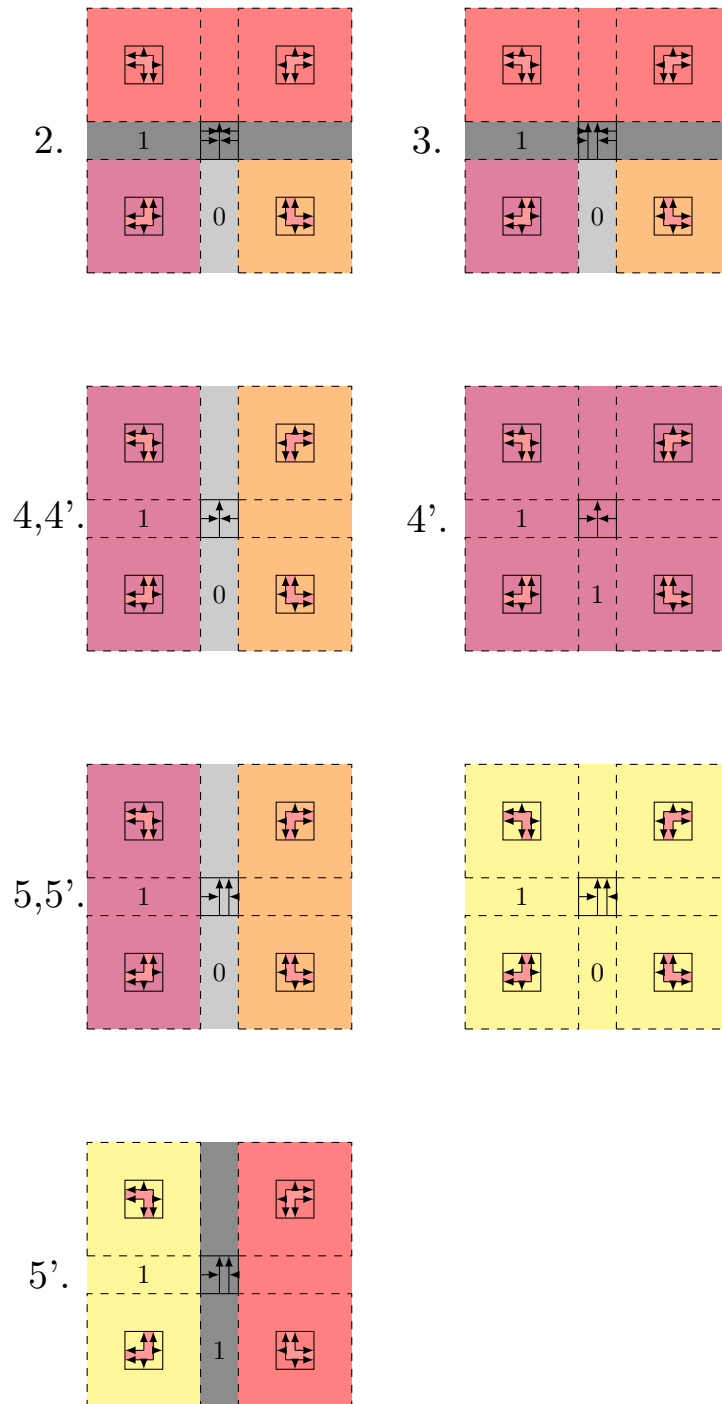


Figure 44: Possible orientations of four neighbor supertiles having the same order.

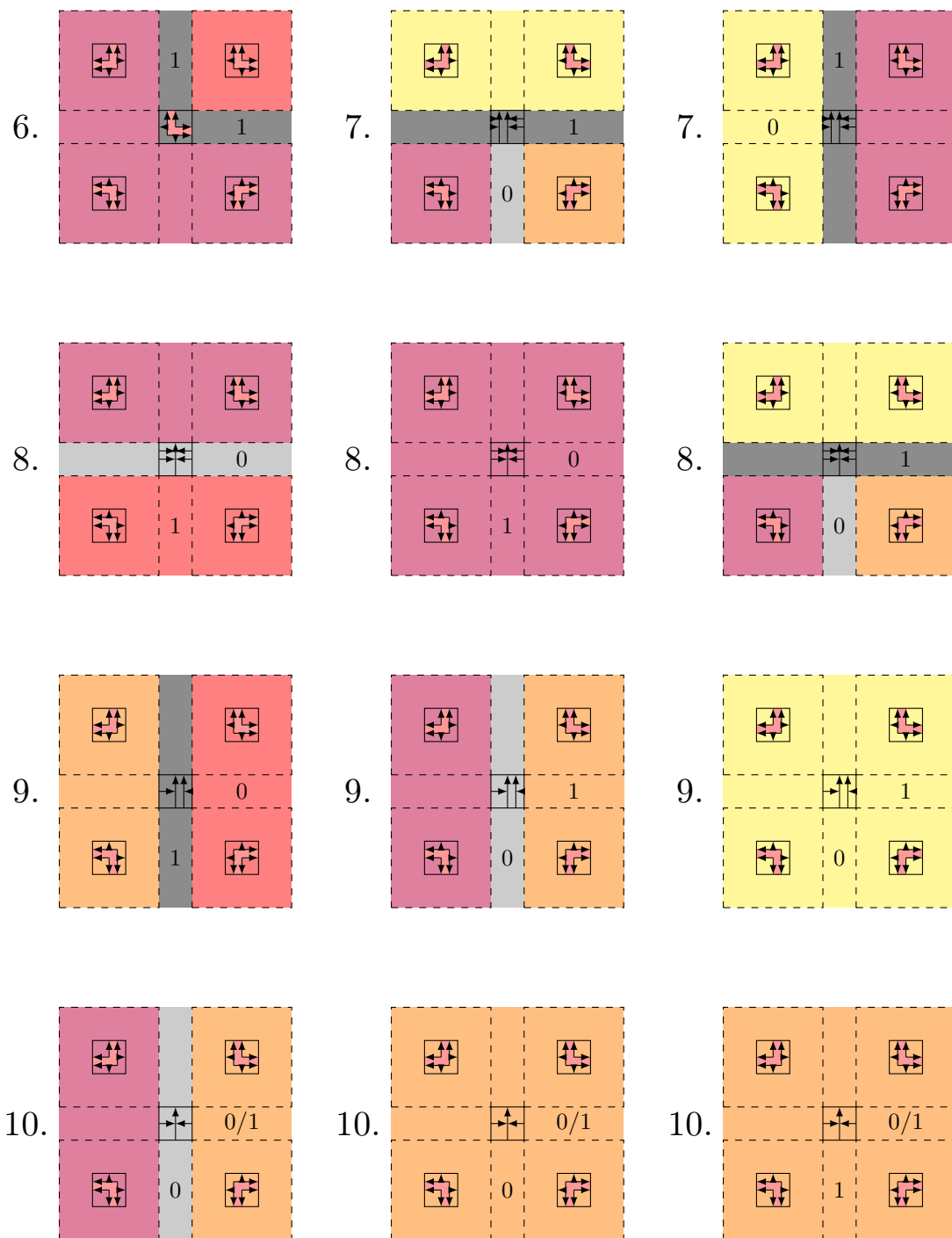


Figure 45: Possible orientations of four neighbor supertiles having the same order.

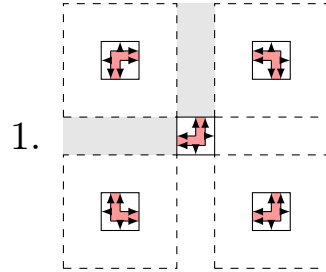


Figure 46: Possible orientations of four neighbor supertiles having the same order (1).

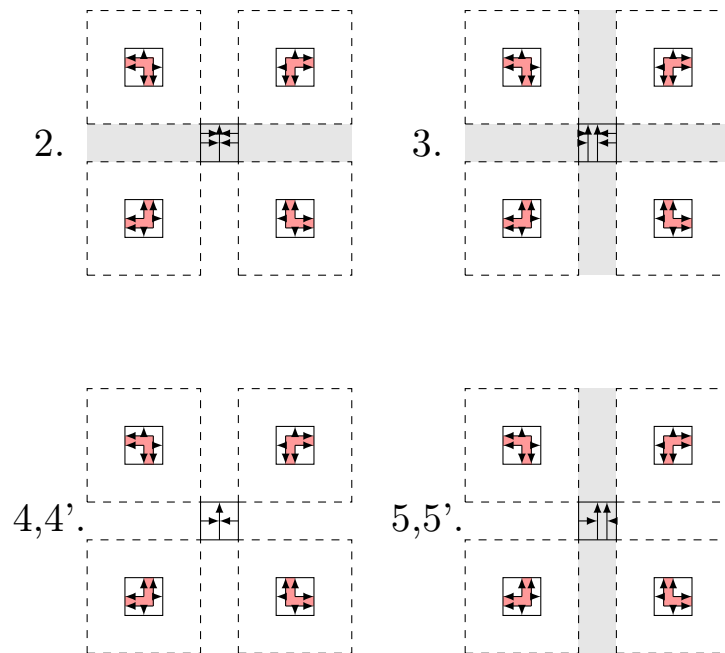


Figure 47: Possible orientations of four neighbor supertiles having the same order (2).

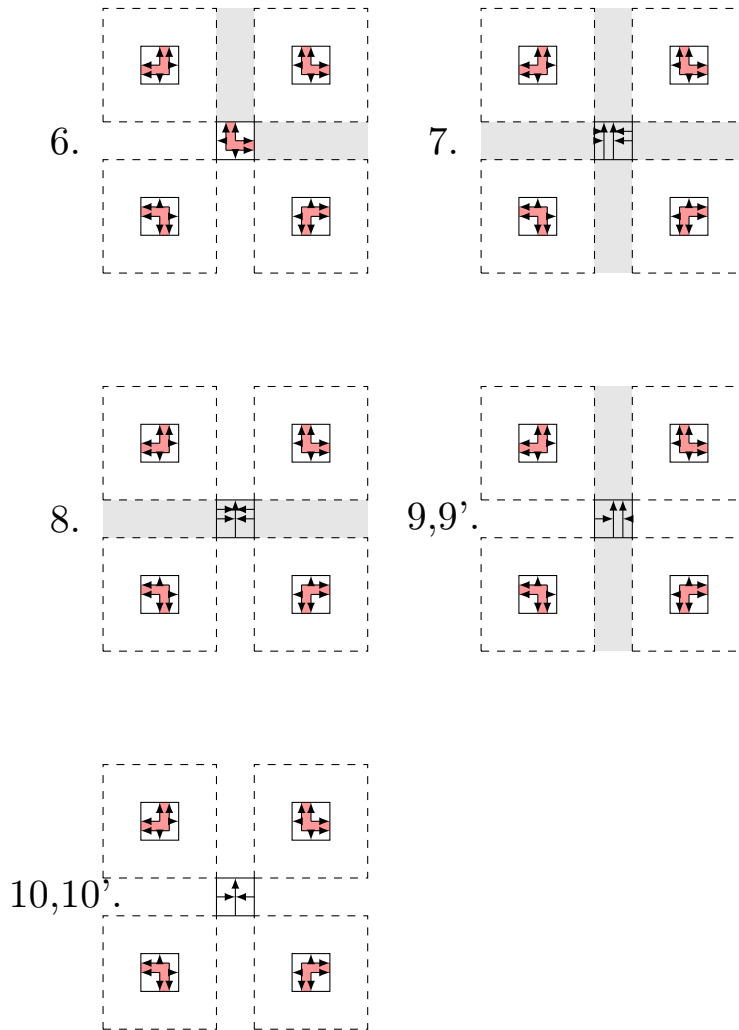


Figure 48: Possible orientations of four neighbor supertiles having the same order (3).

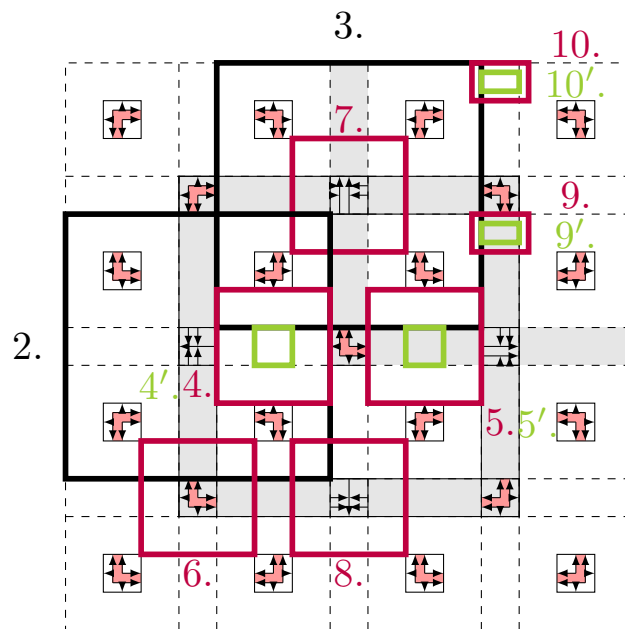


Figure 49: Illustration of the correspondance between patterns of Figure 47 and parts of a supertile.