

Thermodynamics of a model solid with magnetoelastic coupling

K. Szałowski^{a,*}, T. Balcerzak^a, M. Jaščur^b

^a*Department of Solid State Physics, Faculty of Physics and Applied Informatics,
University of Łódź, ulica Pomorska 149/153, 90-236 Łódź, Poland*

^b*Department of Theoretical Physics and Astrophysics, Faculty of Science,
P. J. Šáfárik University, Park Angelinum 9, 041 54 Košice, Slovak Republic*

Abstract

In the paper a study of a model magnetoelastic solid system is presented. The system of interest is a mean-field magnet with nearest-neighbour ferromagnetic interactions and the underlying s.c. crystalline lattice with the long-range Morse interatomic potential and the anharmonic Debye model for the lattice vibrations. The influence of the external magnetic field on the thermodynamics is investigated, with special emphasis put on the consequences of the magnetoelastic coupling, introduced by the power-law distance dependence of the magnetic exchange integral. Within the fully self-consistent, Gibbs energy-based formalism such thermodynamic quantities as the entropy, the specific heat as well as the lattice and magnetic response functions are calculated and discussed. To complete the picture, the magnetocaloric effect is characterized by analysis of the isothermal entropy change and the adiabatic temperature change in the presence of the external pressure.

Keywords: magnetoelastic coupling, ferromagnetism, thermodynamics of magnets, magnetocaloric effect, entropy, specific heat, thermodynamic response functions, magnetostriction

*Corresponding author

Email addresses: kszalowski@uni.lodz.pl (K. Szałowski), t_balcerzak@uni.lodz.pl (T. Balcerzak)

1. Introduction

The interplay between the magnetic properties and the elastic and structural characteristics of the underlying lattice in magnetic systems has attracted considerable attention, including both the theoretical and the experimental approach. The influence of external magnetic field on the lattice characteristics as well as the effect of the external pressure on the purely magnetic quantities are the manifestations of the magnetoelastic coupling. The phenomena emerging due to the mutual relations of magnetism and lattice properties were studied in numerous, general theoretical works [1–12]. Moreover, some special attention was paid to model ferromagnetic materials, such as gadolinium, which have shown further a high potential for applications in magnetocaloric refrigeration. For this substance, both anomalies in thermal expansion [13–19] and in compressibility [20–23] were measured carefully, together with the characterization of the phenomenon of magnetostriction [24–26]. In addition, the thorough studies of thermodynamic quantities such as entropy [27], specific heat [28–30] or magnetic susceptibility [31, 32] were conducted. This brief review of data proves the importance of searching for models describing the mentioned quantities in a fully consistent manner.

A separate, important field of study is the magnetocaloric effect [33–35] in systems with magnetoelastic coupling [36–48]. The description of the caloric effects for the case of many interacting subsystems constitutes an interesting problem in thermodynamics and is crucial for the correct modeling of real materials. What additionally boosts the interest in magnetoelastic systems is that the presence of the coupling paves the way to tuning the magnetocaloric properties with external pressure [49–52]. Therefore, microscopic models of systems with interacting lattice and magnetic components are highly desired also from magnetocaloric point of view.

In our work Ref. [9] we have established a formalism for the description of the solid including both the lattice and the magnetic subsystem. The formalism is based on total Gibbs energy, thus it allows the determination of all the thermodynamic quantities of interest. Moreover, all the thermodynamic relations based on the appropriate derivatives of the Gibbs free energy remain fulfilled. In our previous work we have illustrated the method on the example of a solid based on s.c. lattice with the long-range interatomic interactions parametrized by Morse potential. The lattice vibrations were included in Debye form with anharmonicity introduced by variable Grüneisen parameter. Moreover, the magnetic subsystem consisted of spins $S = 1/2$ with nearest-neighbour ferromagnetic interactions depending on the distance between the spins according to the power law $J \propto r^{-n}$, thus providing the magnetoelastic coupling. The thermodynamics of the magnetic part was characterized within the Mean Field Approximation. The analysis of the described model shown important influence of the magnetic subsystem on the lattice properties and, in turn, the effect of the lattice subsystem on the purely magnetic behaviour. However, we have not included the external magnetic field in our previous study, limiting our interest to the phenomena related to the spontaneous magnetization. The presence of the magnetic field constitutes the next intensive thermodynamic parameter (analogous to the presence of the pressure). Therefore, in order to make the picture complete, in the present paper we investigate the thermodynamics of our model paying the attention to the magnetic field.

2. Theoretical model

Our system of interest is a solid based on simple cubic (s.c.) crystalline lattice with spins $S = 1/2$ located at each site and interacting with nearest-neighbour ferromagnetic interaction. The thermodynamic state is described with five parameters: temperature T , volume V , pressure p , magnetization m and external magnetic field H . The system volume is related to the (isotropic) relative deformation ε by the formula $V = V_0(1 + \varepsilon)$, where V_0 is the volume taken for $p = 0$, $H = 0$ and at $T = 0$. Moreover, the convenient parameter introducing the external magnetic field is $h = -g\mu_B H$, where g is gyromagnetic factor for localized spins and μ_B is Bohr magneton. The parameter h has the dimension of energy.

The detailed description of the model can be found in our previous work Ref. [9]. Here, we present only a brief recapitulation for the clarity.

The description of static lattice energy is based on long-range Morse interatomic potential:

$$U(r) = D\left(1 - e^{-\alpha(r-r_0)/r_0}\right). \quad (1)$$

The lattice vibrations are included by means of anharmonic Debye model with variable Grüneisen ratio, as well as with a characteristic Debye temperature $T_D = T_D^0 \exp\left[\frac{3\alpha-2}{6} \frac{1-(1+\varepsilon)^q}{q}\right]$, where T_D^0 is a reference Debye temperature for $\varepsilon = 0$ and $h = 0$ at $T = 0$ and q parametrizes the Debye temperature changes with volume deformations due to anharmonicity, while α is a Morse potential parameter.

The description of the magnetic subsystem is performed within the Mean Field Approximation. The key assumption is the existence of distance-dependent magnetic interaction, in a form of the nearest-neighbour ferromagnetic coupling J_1 , depending on the lattice deformation like:

$$J_1 = J \left(\frac{1 + \varepsilon}{1 + \varepsilon_C} \right)^{-n/3}, \quad (2)$$

with n being a decay exponent and ε_C denoting the lattice deformation at critical temperature.

The distance (volume) dependence of the magnetic exchange integral is the source of the magnetoelastic coupling, interrelating the lattice and magnetic subsystems and causing the mutual influence of magnetic parameters on lattice ones and vice versa.

The critical (Curie) temperature is expressed within the Mean Field Approximation as $k_B T_C = \frac{S(S+1)}{3} z_1 J_1$, where $z_1 = 6$ is the number of nearest neighbours in s.c. crystalline lattice. Note that J_1 is temperature-dependent due to its dependence on the lattice deformation ε , which varies with temperature.

The thermodynamic description of the system, subdivided into two interacting parts - lattice one and magnetic one - is based on the following expression for the total Gibbs energy:

$$G = G_m + F_\varepsilon + F_D + pV. \quad (3)$$

In the formula above, F_ε is the static Helmholtz free energy for the lattice subsystem (based on the Morse potential), while F_D is the Helmholtz free energy of the lattice vibrations in the anharmonic Debye approximation. The Gibbs free energy of the magnetic subsystem is denoted by G_m . The expressions for all these quantities within our approach can be found in the previous work. Ref. [9].

The total Gibbs energy is a function of five thermodynamic parameters: $G = G(\varepsilon, m, T, p, h)$. The variational minimization of G with respect to volume deformation ε , where $V = V_0(1 + \varepsilon)$, and magnetization m leads to a pair of equations of state:

$$\frac{\partial G}{\partial V} = 0 \quad (4)$$

and

$$\frac{\partial G}{\partial m} = 0. \quad (5)$$

The first equation, after taking into account Eq. 5 takes the form of:

$$p = p_\varepsilon + p_D + p_m, \quad (6)$$

where $p_\varepsilon = -\left(\frac{\partial F_\varepsilon}{\partial V}\right)_{T,h,p}$ is the contribution to the pressure originating from the static lattice deformation, $p_D = -\left(\frac{\partial F_D}{\partial V}\right)_{T,h,p}$ is the pressure of lattice vibrations in anharmonic Debye approximation and $p_m = -\left(\frac{\partial G_m}{\partial V}\right)_{T,h,p}$ is the magnetic contribution to the pressure. All the explicit expressions for the components of the pressure have been derived in our work Ref. [9]. However, the entropy and the response functions have not been considered there.

The total entropy of the system can be defined as

$$S = -\left(\frac{\partial G}{\partial T}\right)_{p,h}. \quad (7)$$

Taking into consideration the individual terms in the expression for the Gibbs energy (Eq. 3), the appropriate derivatives of lattice-related quantities can be expressed as:

$$\left(\frac{\partial F_\varepsilon}{\partial T}\right)_{p,h} = -p_\varepsilon \left(\frac{\partial V}{\partial T}\right)_{p,h} \quad (8)$$

and

$$\left(\frac{\partial F_D}{\partial T}\right)_{p,h} = -p_D \left(\frac{\partial V}{\partial T}\right)_{p,h} + 3Nk_B \left[\frac{4}{y_D^3} \frac{\pi^4}{15} + 3 \ln(1 - e^{-y_D}) - \frac{12}{y_D} \text{Li}_2(e^{-y_D}) - \frac{24}{y_D^2} \text{Li}_3(e^{-y_D}) - \frac{24}{y_D^3} \text{Li}_4(e^{-y_D}) \right]. \quad (9)$$

In the formula above, $y_D = \frac{T_D}{T}$, whereas $\text{Li}_s(x)$ is the polylogarithm of order s [9].

The temperature derivative of the magnetic Gibbs energy ([9, 53]) is:

$$\left(\frac{\partial G_m}{\partial T}\right)_{p,h} = -Nk_B \ln \left\{ \frac{\sinh \left[\frac{2S+1}{2} \beta (m \sum_k z_k J_k + h) \right]}{\sinh \left[\frac{1}{2} \beta (m \sum_k z_k J_k + h) \right]} \right\} + \frac{N}{T} m \left(m \sum_k z_k J_k + h \right) - p_m \left(\frac{\partial V}{\partial T}\right)_{p,h}. \quad (10)$$

Taking into account the equation of state (Eq. 6), the total entropy of the system can be finally expressed as a sum of two terms:

$$S = 3Nk_B \left[\frac{4}{y_D^3} \frac{\pi^4}{15} + 3 \ln(1 - e^{-y_D}) - \frac{12}{y_D} \text{Li}_2(e^{-y_D}) - \frac{24}{y_D^2} \text{Li}_3(e^{-y_D}) - \frac{24}{y_D^3} \text{Li}_4(e^{-y_D}) \right] + Nk_B \ln \left\{ \frac{\sinh \left[\frac{2S+1}{2} \beta (m \sum_k z_k J_k + h) \right]}{\sinh \left[\frac{1}{2} \beta (m \sum_k z_k J_k + h) \right]} \right\} - \frac{N}{T} m \left(m \sum_k z_k J_k + h \right). \quad (11)$$

The first term in the above formula can be identified with the lattice subsystem, while the remaining part is related to the magnetic part. It should be strongly emphasized that, in spite of this subdivision, all the terms depend on all thermodynamic parameters. This is due to the fact that all thermodynamic parameters - T, p, V, h, m - are interrelated by a pair of equations of state (Eqs. 4 and 5). Therefore, for example the pressure has an impact on the magnetization, while the magnetic field influences the volume.

On the basis of the entropy and its components assigned to particular subsystem, further thermodynamic quantities can be defined. The important and directly measurable quantities are specific heats. For systems of purely lattice character the usual choices are: specific heat for constant pressure p or for constant volume V . However, when the system is described with the parameters p, V, h, m at given temperature, specific heats can be determined at two constant thermodynamic parameters. A natural selection is the fixed value of external magnetic field h . Therefore, two specific heats can be of special interest:

$$c_{V,h} = T \left(\frac{\partial S}{\partial T} \right)_{V,h} \quad (12)$$

and

$$c_{p,h} = T \left(\frac{\partial S}{\partial T} \right)_{p,h}. \quad (13)$$

In analogy to the entropy (Eq. 11), each of the specific heats can be additionally separated into a contribution of terms attributed to the lattice and the magnetic subsystem.

The knowledge of the entropy as a function of temperature, pressure and external magnetic field gives an opportunity to study the magnetocaloric effect in the system [33–35, 54]. Such effect consists in the change of system entropy under isothermal change of external magnetic field (what implies exchange of heat between the system and the environment) or system temperature change under adiabatic variation of the magnetic field. The first aspect can be quantitatively characterized by introducing isothermal entropy change $\Delta S_{T,p} = S(T, p, h = 0) - S(T, p, h)$ for the field variation between $h = 0$ and $h > 0$. The second aspect can be described by means of an adiabatic temperature change for field varying between $h = 0$ and $h > 0$, defined by the equation $S(T, p, h) = S(T - \Delta T_{S,p}, p, h = 0)$.

The presence of the magnetoelastic coupling in the system permits the analysis of the influence of external magnetic field on the lattice response functions. The most common response functions related to the lattice properties are: the thermal expansion coefficient

$$\alpha_{p,h} = \frac{1}{V} \left(\frac{\partial V}{\partial T} \right)_{p,h} \quad (14)$$

and the isothermal compressibility

$$\kappa_{T,h} = -\frac{1}{V} \left(\frac{\partial V}{\partial p} \right)_{T,h}. \quad (15)$$

In addition, the most pronounced expected consequence of the magnetoelastic coupling is the lattice deformation under the influence of the magnetic field. In order to quantify this effect, a

magnetostriction coefficient can be defined as

$$\lambda_{T,p} = \frac{1}{V} \left(\frac{\partial V}{\partial h} \right)_{T,p}. \quad (16)$$

It is also quite interesting to relate the magnetostriction coefficient with another quantity describing the consequences of the magnetoelastic coupling. Namely, exploiting the relation $\frac{\partial^2 G}{\partial p \partial h} = \frac{\partial^2 G}{\partial h \partial p}$, it can be shown that $\left(\frac{\partial V}{\partial h} \right)_{T,p} = - \left(\frac{\partial m}{\partial p} \right)_{T,h}$. The right hand side of the equality describes the piezomagnetic effect, i.e. the sensitivity of the magnetization to the external pressure. As it is seen, this quantity is directly related to the magnetostriction coefficient.

3. Numerical results and discussion

In order to illustrate the consequences of the magnetoelastic coupling, we have performed the numerical calculations of the above mentioned thermodynamic quantities, putting emphasis mainly on the influence of the magnetic field and of pressure.

3.1. Lattice and magnetic response functions

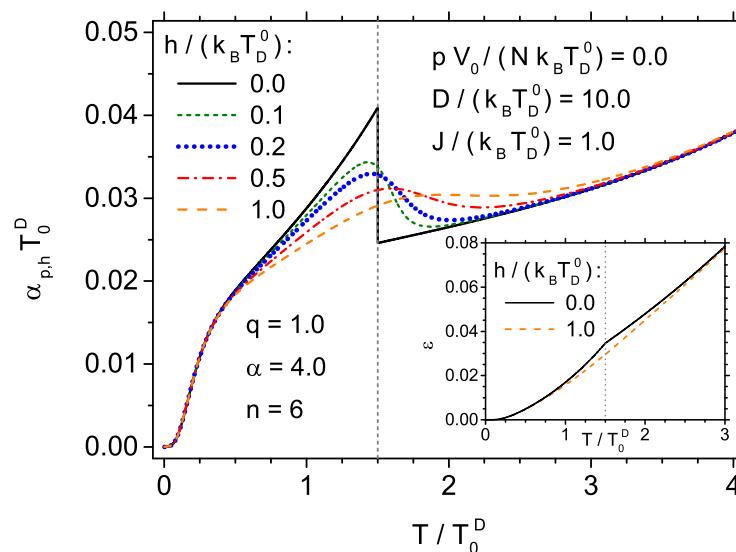


Figure 1: Reduced thermal expansion coefficient at constant pressure and magnetic field, as a function of reduced temperature for various values of the external magnetic field. The dashed vertical line indicates the critical temperature in the absence of the field. The inset shows the isotropic volume deformation as a function of the reduced temperature in the absence and in the presence of strong external magnetic field.

The coupling between lattice and magnetic subsystems manifests itself in the influence of the external magnetic field on purely lattice properties. Therefore, it is worthy of analysis how the

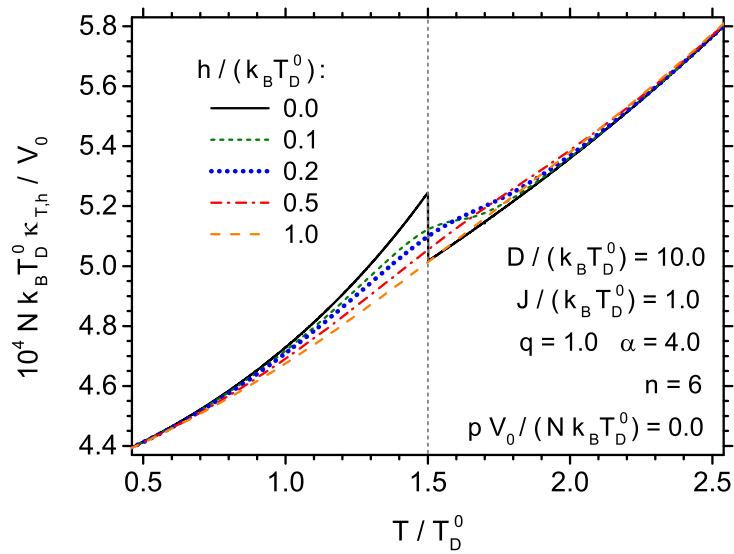


Figure 2: Reduced isothermal compressibility at constant temperature and magnetic field as a function of the reduced temperature. Various values of external magnetic field are assumed. The dashed vertical line indicates the critical temperature in the absence of the field.

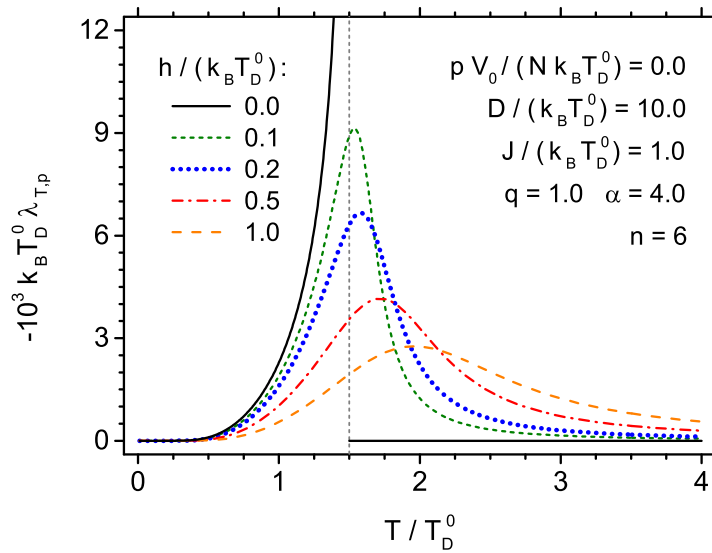


Figure 3: Reduced magnetostriction coefficient at constant temperature and pressure, as a function of reduced temperature, for various values of external magnetic field. The dashed vertical line indicates the critical temperature in the absence of the field.

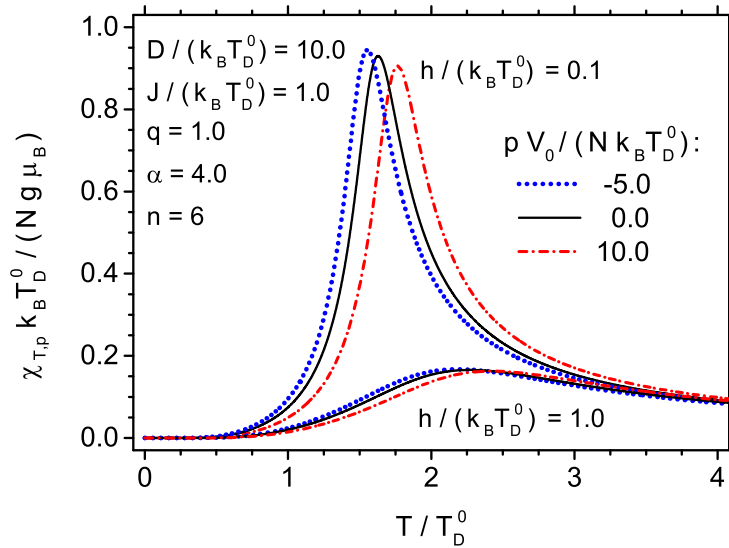


Figure 4: Reduced magnetic susceptibility at constant temperature and pressure, as a function of reduced temperature. The cases of zero pressure, a positive and a negative pressure are illustrated for weak and strong external magnetic field.

fundamental response functions of the system related to the non-magnetic properties are modified under the action of the magnetic field.

One of the examples can be volume expansion coefficient calculated for constant pressure and magnetic field. The temperature dependence of such response function, describing the lattice system response to temperature variations, can be followed in Fig. 1, which emphasizes the effect of the external magnetic field (up to $h / (k_B T_D^0) = 1.0$). As it was discussed in our work Ref. [9], the expansion coefficient exhibits a discontinuous behaviour at the critical temperature due to magnetic phase transition. However, in the presence of the external magnetic field no phase transition takes place in our system (as the magnetization does not vanish completely at any temperature). Therefore, a continuous behaviour of $\alpha_{p,h}$ can be expected for $h > 0$. Such a qualitative change of expansion coefficient thermal dependence can be seen in Fig. 1. For $h > 0$ the jump is replaced with a maximum which, for increasing h , flattens and becomes displaced towards higher temperatures. Therefore, for strong magnetic field, the thermal dependence of expansion coefficient resembles the one predicted for pure lattice system, without magnetic properties. The decrease of $\alpha_{p,h}$ in the external magnetic field is also visible directly in the thermal behaviour of relative volume deformation ε , as illustrated in the inset in Fig. 1, contrasting the case of $h / (k_B T_D^0) = 0.0$ and 1.0. Clearly, the relative deformation at given temperature is decreased by the external field.

Another lattice-related response function, indicating the discontinuous behaviour at the magnetic phase transition, is the isothermal compressibility. Fig. 2 allows the discussion of the influence of magnetic field on that quantity. In similar manner as in the case of $\alpha_{p,h}$, the presence of the magnetic field causes the discontinuity to vanish and the value of $\kappa_{T,h}$ is reduced for $T < T_C$ while

it increases for $T > T_C$. The jump is first transformed into a weakly pronounced maximum, which flattens and, for even stronger fields, the thermal dependence becomes strictly monotonous. Once more, the strong magnetic field restores the behaviour characteristic of pure lattice system.

Due to the presence of the magnetoelastic coupling, another response function can be introduced, which is specific for such composite system. Namely, the influence of the variation of magnetic field on the system volume can be characterized with the appropriate response function, being a magnetostriction coefficient. Let us illustrate this quantity in Fig. 3, as dependent on the temperature, for various external magnetic fields. Let us note here that this coefficient has negative sign, as the volume deformation decreases under the action of h (see inset in Fig. 1). At the field $h = 0$, the sensitivity of the system volume to the differential increase of the field rises when the temperature varies between 0 and T_C , showing a discontinuity at the critical temperature. On the contrary, for $T > T_C$ this quantity is equal to 0. In the finite magnetic field $\lambda_{p,T}$ shows a continuous behaviour with a maximum close to T_C . With the increase of h the magnitude of magnetostriction coefficient is reduced fast and the position of the maximum is shifted towards higher temperatures. The discussed quantity is only characteristic of systems with magnetoelastic coupling and has no correspondence in purely lattice system. It should be mentioned that the product $-V\lambda_{p,T}$ is equal to the derivative $(\partial m/\partial p)_{T,h}$, which quantifies the piezomagnetic effect.

It is evident that the external magnetic field influences the lattice-related response functions in a system with magnetoelastic coupling. In turn, the pressure should modify the response functions related to the magnetic subsystem. Such a response function is the magnetic susceptibility. Its temperature dependence is plotted in Fig. 4 for $p = 0$ as well as for selected positive and negative pressures. Moreover, the presence of a weak or a strong magnetic field is assumed. In a weak field, χ_T exhibits a pronounced maximum at the temperature slightly larger than the critical temperature (defined for $h = 0$). This maximum is sensitive to the pressure, as the positive pressure reduces the magnitude of susceptibility at the maximum. The position of the maximum follows the pressure dependence of the critical temperature (which increases with the increase in p). The negative pressure exerts an opposite effect. When the strong magnetic field is present, the maximum of susceptibility has greatly reduced magnitude, significant width and is more shifted towards higher temperatures with respect to T_C . However, also in this case the effect of the pressure can be noticed in analogy to the case of the weak field (but is less visible due to the overall reduced susceptibility values). It should be noted that Mean Field Approximation predicts the infinite susceptibility at $T = T_C$ in the absence of the magnetic field (not shown in Fig. 4) and also in this case the position of the discontinuity follows the pressure dependence of T_C .

3.2. Entropy and specific heat

The important quantity characterizing the thermodynamics of the system is its entropy, which in the present case is sensitive both to the pressure and magnetic field. The description of derivatives of the entropy enables the characterization of the system response to the temperature change (calculation of the specific heats). Moreover, the knowledge of entropy is vital for discussion of the magnetocaloric effect. The temperature dependence of entropy can be followed in Fig. 5, where the total entropy of the system in question is plotted for $p = 0$ as well as for selected positive and negative pressures, in the absence of the external magnetic field. The entropy is a continuous function of the temperature, exhibiting a kink at the temperature of the magnetic phase transition

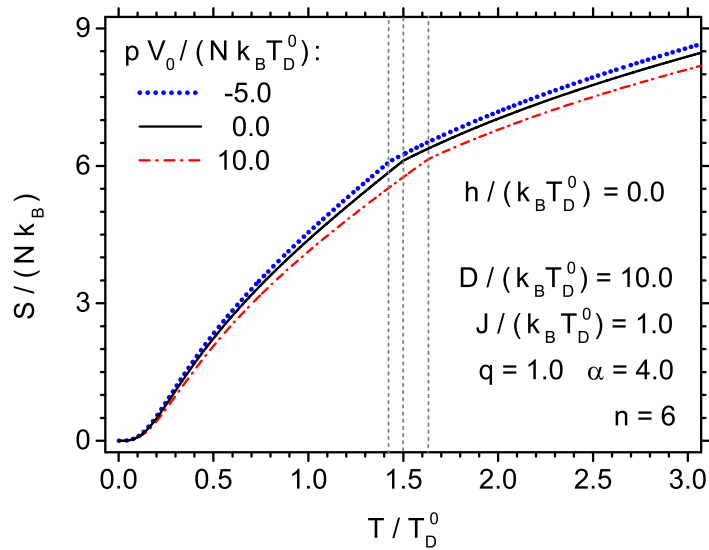


Figure 5: The total entropy of the system as a function of reduced temperature. The calculations are performed for zero pressure as well as for a negative and positive pressure. The dashed vertical lines indicate the critical temperatures in the absence of external magnetic field for each considered pressure value.

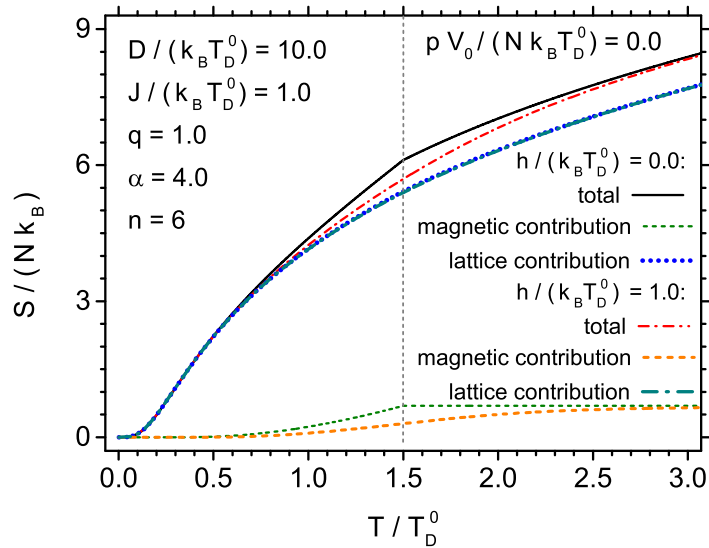


Figure 6: The total entropy as well as the contributions of the terms in Eq. 11 attributed to lattice and magnetic subsystems as a function of reduced temperature. The cases of zero magnetic field and strong magnetic field are shown. The dashed vertical line indicates the critical temperature in the absence of the field.

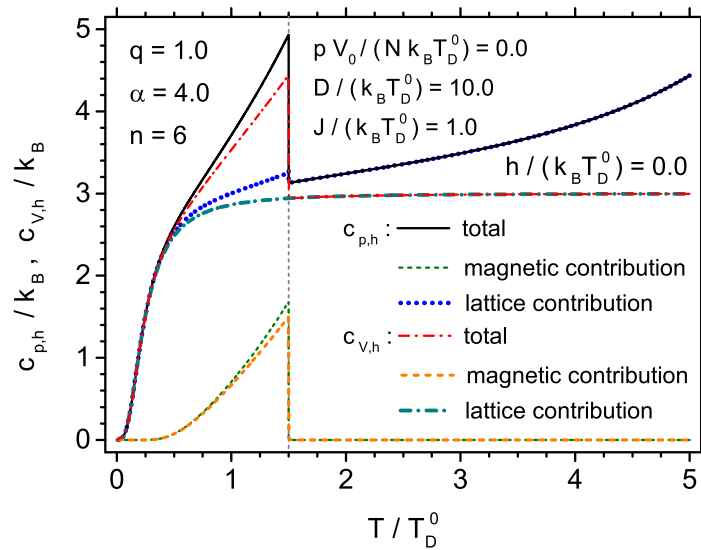


Figure 7: Specific heats at constant pressure and volume and constant magnetic field as a function of reduced temperature, calculated in the absence of the magnetic field. The total specific heat is decomposed into contributions of two terms attributed to the lattice and the magnetic subsystems. The dashed vertical line indicates the critical temperature in the absence of the field.

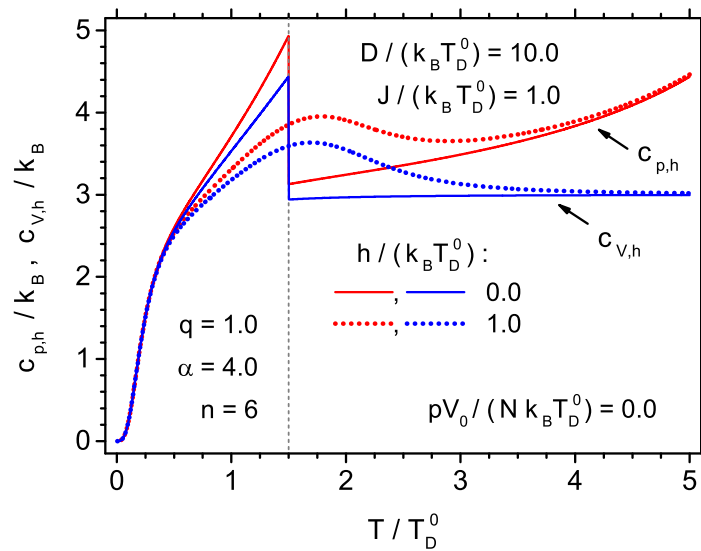


Figure 8: Specific heats at constant pressure and volume and constant magnetic field as a function of reduced temperature, compared in the absence and in the presence of strong magnetic field. The dashed vertical line indicates the critical temperature in the absence of the field.

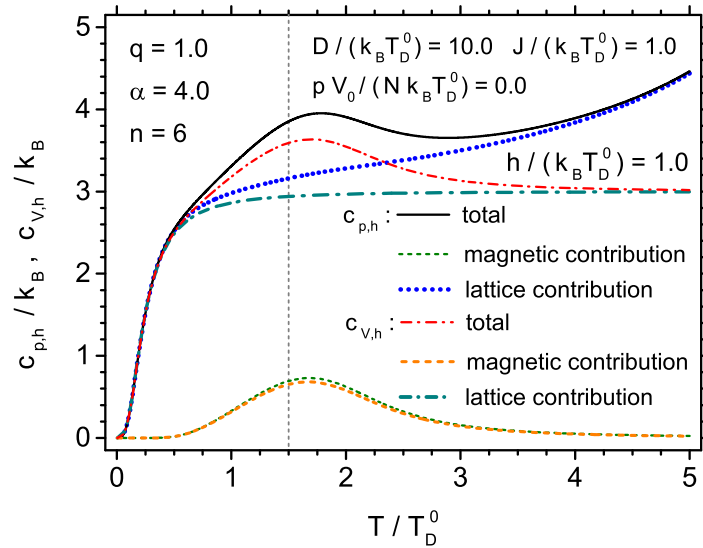


Figure 9: Specific heats at constant pressure and volume and constant magnetic field as a function of reduced temperature, calculated in the presence of a strong magnetic field. The total specific heat is decomposed into contributions of two terms attributed to the lattice and the magnetic subsystems. The dashed vertical line indicates the critical temperature in the absence of the field.

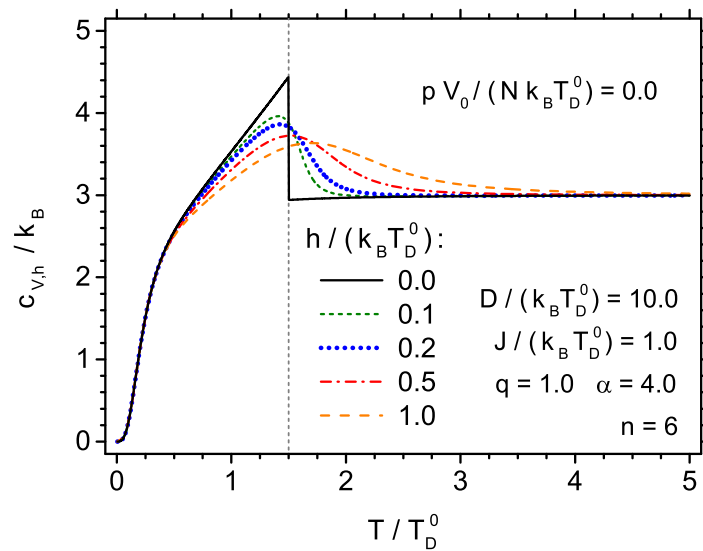


Figure 10: Specific heat at constant volume and magnetic field as a function of the reduced temperature, plotted for various values of external magnetic field. The dashed vertical line indicates the critical temperature in the absence of the field.

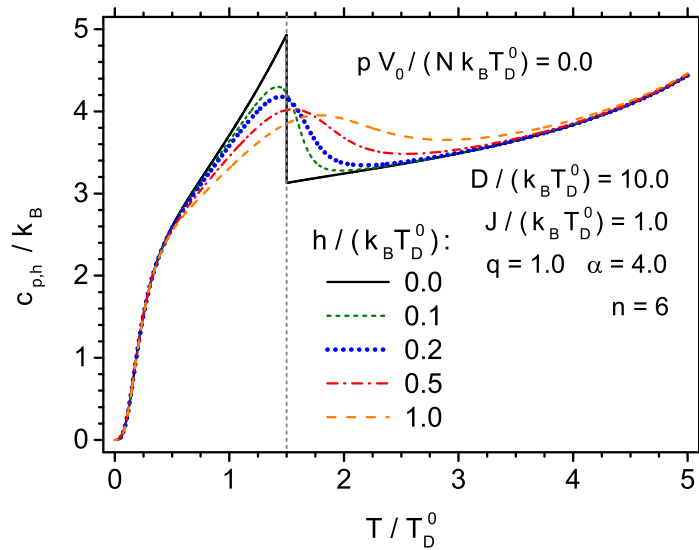


Figure 11: Specific heat at constant pressure and magnetic field as a function of the reduced temperature, plotted for various values of external magnetic field. The dashed vertical line indicates the critical temperature in the absence of the field.

(the critical temperatures for three considered pressures are indicated with vertical dashed lines). The positive pressure tends to decrease the total entropy and shifts the kink towards higher temperatures (as it shifts the critical temperature of the magnetic phase transition). As the entropy can be subdivided into lattice and magnetic subsystem contributions, it is instructive to analyse the thermal dependence of the two components, both in the presence and in the absence of the magnetic field, as it is shown in Fig. 6. First, it can be observed that the purely lattice entropy exhibits a weak dependence on the external magnetic field. The magnetic entropy for zero field increases for $T < T_C$ and saturates further (which is a result of the Mean Field Approximation, neglecting the magnetic correlations). The kink in magnetic entropy is reflected in the analogous behaviour of the total entropy. The influence of the external magnetic field on the magnetic entropy consists in decreasing its value, so that the magnetic entropy becomes a smoothly increasing function of the temperature in the whole range of temperatures. This reduction implies also the reduction of the total entropy.

It should be underlined that the importance of the magnetoelastic coupling and the mutual interrelations between lattice and magnetic subsystem are much more emphasized in the thermodynamic functions being the derivatives of the entropy than in the entropy itself. Therefore, we analyse in a detailed way the behaviour of the specific heat. The usually considered specific heats for lattice systems include specific heat for constant volume or pressure. Bearing in mind that our system in question is controlled additionally with external magnetic field, we can also set this quantity as a constant. It should be mentioned that the specific heat calculated under the assumption of constant magnetization would cause the contribution from the magnetic system to vanish

rigorously. Let us commence the analysis from the comparison of the specific heats $c_{p,h}$ and $c_{V,h}$ in the absence of the magnetic field, as shown in Fig. 7. In the plot the total specific heat is subdivided into the contributions of lattice and magnetic subsystem. Both $c_{p,h}$ and $c_{V,h}$ indicate a discontinuity at $T = T_C$ due to magnetic phase transition. However, let us observe, that the purely magnetic contributions differ for constant p and constant V (the latter one being slightly reduced in magnitude). Moreover, it should be noticed that also the lattice contribution itself shows a discontinuity for the case of $c_{p,h}$ (while it is continuous for $c_{V,h}$). Due to neglect of magnetic correlations for $T > T_C$ by the Mean Field Approximation, the magnetic contribution vanishes for that range of temperatures. Of course, always $c_{p,h} > c_{V,h}$ (which can be also followed in Fig. 8 both in the absence and in the presence of the magnetic field). Due to anharmonic character of lattice vibrations and the deformation dependence of the Debye temperature the specific heat $c_{p,h}$ increases further in the high temperature range (owing to the behaviour of the lattice contribution). On the other hand, the lattice contribution for constant V saturates at high temperatures at the value of $3k_B$, in accord with the Dulong-Petit rule. The analogous analysis can be preformed in the presence of the magnetic field (Fig. 9). In such case the magnetic contribution to the specific heat is continuous and shows a single maximum shifted towards temperatures higher than T_C , what implies a similar maximum in the total specific heat. A slight difference between the magnetic contribution values at constant p and V is conserved. The behaviour of the lattice contributions is also continuous in all the cases.

Let us comment that the presence of the magnetic field at high temperatures promotes the magnetization which enters the expression for the magnetic internal energy and for the magnetic specific heat. Therefore, shifting of the specific heat maximum towards higher temperatures is observed also in purely magnetic models. A similar shifting effect is transferred to the lattice-related quantities via the magnetoelastic coupling in the present model.

The detailed response of $c_{V,h}$ and $c_{p,h}$ to the external magnetic field can be traced in Figs. 10 and 11, respectively. The transformation of the discontinuity into a maximum with increasing width and decreasing height, moving away from the critical temperature, can be seen clearly. Of course the sensitivity of the specific heat to magnetic field is highest at temperatures close to the critical temperature. Let us observe that the temperature dependence of $c_{p,h}$ bears some qualitative resemblance to the analogous dependence of thermal expansion coefficient $\alpha_{p,h}$. This is caused by the fact that the specific heat $c_{p,h}$ contains the derivative of entropy with respect to temperature (calculated at constant p and h). As the entropy is a function of T and ε , its derivative depends on ε as well as on $(\partial\varepsilon/\partial T)_{p,h}$, while the latter quantity is proportional to $\alpha_{p,h}$. These facts explain the similarity noticed above.

3.3. Magnetocaloric effect

One of the important phenomena related to the influence of the external magnetic field on the magnetic system is the magnetocaloric effect. Its possible manifestation is the isothermal heat exchange when the field is varying between zero and non-zero value. The quantitative measure of this aspect is the isothermal entropy change for a specified amplitude of external magnetic field variation. Another manifestation is the adiabatic change in the system temperature when the external magnetic field varies between zero and a non-zero value.

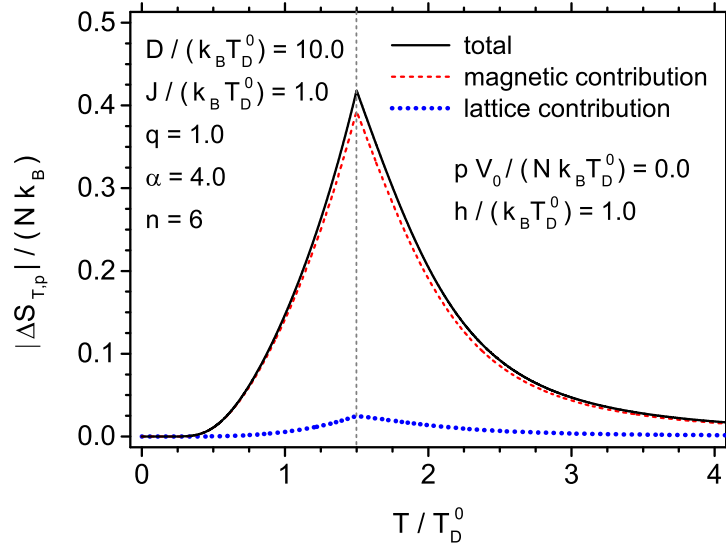


Figure 12: The absolute value of isothermal entropy change at constant pressure, for the change of the external magnetic field between 0 and given value h , as a function of reduced temperature. The contributions originating from the two terms in Eq. 11 attributed to the lattice and the magnetic subsystem are separated. The dashed vertical line indicates the critical temperature in the absence of the field.

It is interesting to follow the variability of $|\Delta S_{T,p}|$ as a function of temperature at which the magnetic field changes take place, for a fixed value of amplitude of magnetic field. A representative plot is presented in Fig. 12 for some large field amplitude $h / (k_B T_D^0) = 1.0$. In addition to the total entropy change, also the contributions of the magnetic entropy change and the lattice entropy change are separated. It is visible that the isothermal entropy change shows a single distinct maximum, rather symmetric in shape with respect to the critical temperature (indicated with dashed vertical line). Apart from the dominant contribution of the purely magnetic entropy change, also the lattice entropy change follows the same variability pattern with a maximum at T_C , however, its magnitude amounts to approximately a few per cent of the magnitude of the magnetic contribution.

An important factor shaping the isothermal entropy change is the amplitude of the magnetic field. Its influence can be followed in Fig. 13 for a wide range of normalized fields $h / (k_B T_D^0) = 0.1 \dots 1.0$. In all the cases a single maximum is present and its location is exactly at the critical temperature. For lower field amplitudes the maxima exhibit asymmetric shapes, as $|\Delta S_{T,p}|$ decreases faster for $T > T_C$. When h increases, a more symmetric behaviour is observed and $|\Delta S_{T,p}|$ even tends to decrease slower for $T > T_C$. Regarding the maximum magnitudes of isothermal entropy changes (at $T = T_C$), a non-linear variability as a function of h is clearly noticeable, as the increase is much faster for lower amplitudes of the magnetic field.

The presence of the magnetoelastic coupling between the magnetic and lattice subsystems allows us to predict the influence of the pressure on the quantities characterizing the magnetocaloric effect. Such influence is illustrated in Fig. 14. Let us recall that the critical (Curie) temperature

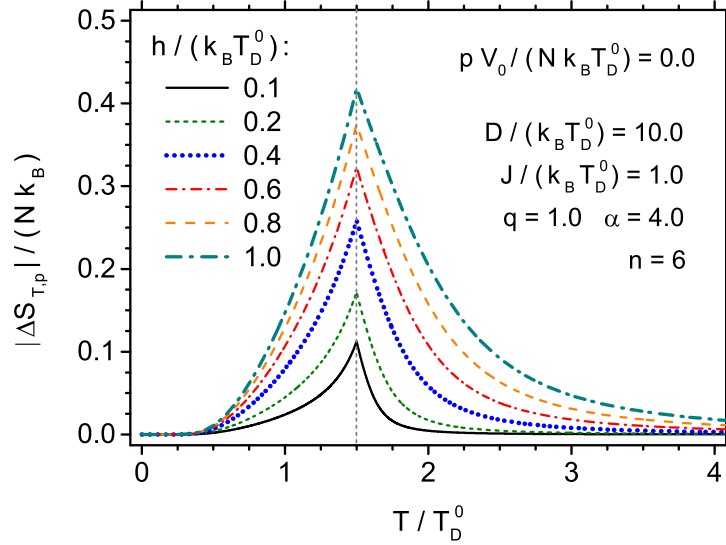


Figure 13: The absolute value of isothermal entropy change at constant pressure, for the change of the external magnetic field between 0 and given value h , as a function of reduced temperature. The results for various amplitudes of magnetic field h are shown. The dashed vertical line indicates the critical temperature in the absence of the field.

within our model is also pressure-dependent and is an increasing function of p (see for example Fig. 1 in our work Ref. [9]). The temperature dependences of $|\Delta S_{T,p}|$ for the weak ($h / (k_B T_D^0) = 0.1$) and strong ($h / (k_B T_D^0) = 1.0$) field amplitudes are plotted in Fig. 14 for three values of the pressure: $p < 0$, $p = 0$ and $p > 0$, i.e., the compressive pressure effect is compared with the stretching effect of a negative pressure. The critical temperatures corresponding to the three considered pressures are shown with dashed vertical lines. It is visible that also for $p \neq 0$ the maxima of $|\Delta S_{T,p}|$ occur at $T = T_C$. The general shape of the thermal dependence of entropy change is conserved, however, the magnitude of $|\Delta S_{T,p}|$ is pressure-dependent. Namely, $p > 0$ reduces the entropy change magnitude, while $p < 0$ acts in the opposite direction. Such an effect gives the opportunity to tune the magnetocaloric effect with the external pressure.

The characterization of magnetocaloric effect should be supplemented with the discussion of the second important quantity, namely the adiabatic temperature change. It is interesting to follow the temperature dependence of $|\Delta T_{S,p}|$ for various magnitudes of the magnetic field variation, presented in Fig. 15. The range of amplitudes is the same as in Fig. 13. In all the cases a single maximum can be observed. First it can be strongly emphasized that the consideration of only purely magnetic component of the entropy within the the Mean Field Approximation leads to the constant entropy for $T > T_C$. As a consequence, the adiabatic temperature change for such case would increase unlimitedly for this temperature range, instead of indicating a maximum (such effect was discussed in our work [?]). However, in the present work, the lattice entropy is included, which shows a non-vanishing temperature dependence in the whole range of temperatures, including $T > T_C$. Therefore, the behaviour with a single finite peak seen in Fig. 15 is owing to

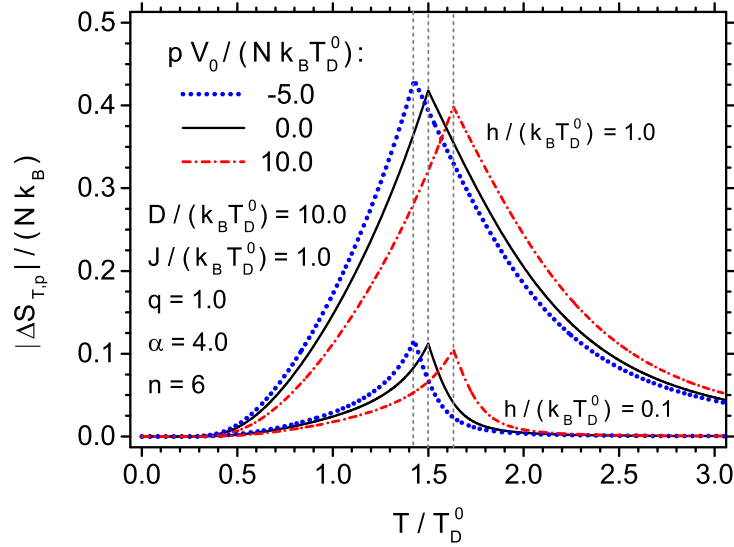


Figure 14: The absolute value of isothermal entropy change at constant pressure, for the change of the external magnetic field between 0 and given value h , as a function of reduced temperature. The cases of zero pressure, a positive and a negative pressure are illustrated for weak and strong external magnetic field. The dashed vertical lines indicate the critical temperatures in the absence of external magnetic field for each considered pressure value.

inclusion of the lattice entropy in the model (however, of course, the temperature change cannot be subdivided into lattice and magnetic subsystem contribution). The location of the maximum is close to T_C and when h increases this position tends to shift towards higher temperatures. This contrasts with the behaviour of $|\Delta S_{T,p}|$, which shows the maximum exactly at T_C independently on the magnetic field amplitude. On the other hand, the slightly asymmetric shape of the temperature dependence of $|\Delta T_{S,p}|$ follows the trends seen for $|\Delta S_{T,p}|$. The influence of the pressure on adiabatic temperature change can be observed in Fig. 16 both for the positive and negative pressure. Like in the case of isothermal entropy change, the maximum is shifted to higher temperatures by positive pressure. However, the magnitude of $|\Delta T_{S,p}|$ at maximum increases slightly with increasing p , which contrasts with the behaviour of $|\Delta S_{T,p}|$ (as its value at maximum was reduced by application of positive pressure).

4. Final remarks

In our work we have incorporated the static and vibrational lattice properties as well as magnetic subsystem into the thermodynamic description of the model solid, focusing our attention on the influence of the external magnetic field on the system properties. For illustration, we selected a solid with s.c. structure and ferromagnetic exchange interactions between spins $S = 1/2$ depending on the lattice deformation, what provided magnetoelastic coupling. In particular, we studied various thermodynamic response functions describing the lattice subsystem (thermal expansion coefficient, compressibility and magnetostriction coefficient) and the effect of the magnetic field

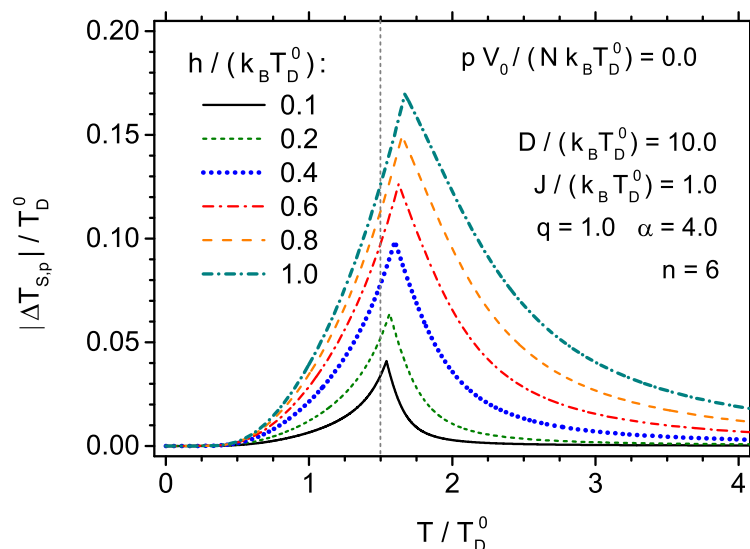


Figure 15: The absolute value of adiabatic temperature change at constant pressure, for the change of the external magnetic field between 0 and given value h , as a function of reduced temperature. The results for various amplitudes of magnetic field h are shown. The dashed vertical line indicates the critical temperature in the absence of the field.

on it. We also investigated the behaviour of the entropy and specific heat, discussing the importance of both subsystems. We characterized the magnetocaloric characteristics (isothermal entropy change and adiabatic temperature change) showing the possibility of tuning both quantities with the pressure. The presented results constitute a relatively complete picture of the thermodynamics of the coupled lattice and magnetic system. What is more, they are obtained within a fully self-consistent formalism, based on the construction of the Gibbs energy, with all the thermodynamic relationships fulfilled.

In particular, a new equation for the entropy (Eq. 11) has been derived, containing lattice and magnetic contributions, which are interrelated via two equations of state (Eqs. 4 and 5). It is worth noticing that the lattice entropy has been calculated exactly within Debye model for arbitrary temperature using polylogarithms representation [9]. On the other hand, the magnetic entropy has been obtained in the Mean Field Approximation, which is the simplest possible, yet useful approach. Further improvement of the magnetic subsystem description can be done using the Pair Approximation method, along the lines presented in Ref. [54].

Possible extensions of the presented approach can involve, for example, inclusion of the electronic degrees of freedom, being a crucial factor for correct description of metals. Also various anisotropies in the behaviour of both elastic properties and of the magnetic interactions can be included in the model. Moreover, the thermodynamics of inhomogeneous systems, like layered or diluted ones, can constitute an interesting field of study. In addition, the magnetics with more complex orderings may exhibit highly interesting behaviour when coupled to the lattice degrees of freedom. Another direction of development may involve multicaloric systems with more order

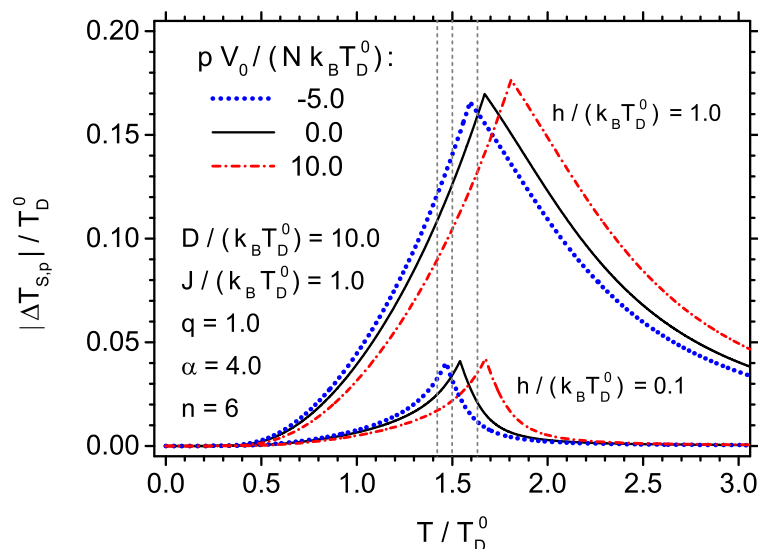


Figure 16: The absolute value of adiabatic temperature change at constant pressure, for the change of the external magnetic field between 0 and given value h , as a function of reduced temperature. The cases of zero pressure, a positive and a negative pressure are illustrated for weak and strong external magnetic field. The dashed vertical lines indicate the critical temperatures in the absence of external magnetic field for each considered pressure value.

parameters and conjugated fields.

Acknowledgments

This work has been supported under grant VEGA 1/0234/14.

References

References

- [1] C. P. Bean, D. S. Rodbell, Magnetic Disorder as a First-Order Phase Transformation, *Phys. Rev.* 126 (1) (1962) 104–115. doi:10.1103/PhysRev.126.104.
- [2] E. R. Callen, H. B. Callen, Static Magnetoelastic Coupling in Cubic Crystals, *Phys. Rev.* 129 (2) (1963) 578–593. doi:10.1103/PhysRev.129.578.
- [3] E. Callen, H. B. Callen, Magnetostriction, Forced Magnetostriction, and Anomalous Thermal Expansion in Ferromagnets, *Phys. Rev.* 139 (2A) (1965) A455–A471. doi:10.1103/PhysRev.139.A455.
- [4] W. F. Brown, Theory of Magnetoelastic Effects in Ferromagnetism, *Journal of Applied Physics* 36 (3) (1965) 994–1000. doi:10.1063/1.1714293.
- [5] R. Alben, E. Callen, Magnetoelastic Spin Hamiltonians: Applications to Garnets, *Phys. Rev.* 186 (2) (1969) 522–533. doi:10.1103/PhysRev.186.522.
- [6] E. H. Boubekeur, P. Massimino, H. T. Diep, Effects of magnetoelastic coupling: critical behavior and structure deformation, *Journal of Magnetism and Magnetic Materials* 223 (2) (2001) 163 – 168. doi:10.1016/S0304-8853(00)00752-6.

- [7] A. del Moral, Magnetostriction and Magnetoelasticity Theory: A Modern View, in: Handbook of Magnetism and Advanced Magnetic Materials, John Wiley & Sons, Ltd, 2007.
URL <http://onlinelibrary.wiley.com/doi/10.1002/9780470022184.hmm114/abstract>
- [8] X. Z. Lu, X. Wu, H. J. Xiang, General microscopic model of magnetoelastic coupling from first principles, *Phys. Rev. B* 91 (10) (2015) 100405. doi:10.1103/PhysRevB.91.100405.
- [9] T. Balcerzak, K. Szałowski, M. Jaščur, Self-consistent model of a solid for the description of lattice and magnetic properties, *Journal of Magnetism and Magnetic Materials* 426 (2017) 310–319. doi:10.1016/j.jmmm.2016.11.107.
- [10] V. D. Buchelnikov, A. T. Zayak, P. Entel, Magnetoelastic influence on structural phase transitions in cubic ferromagnets, *Journal of Magnetism and Magnetic Materials* 242245, Part 2 (2002) 1457–1459. doi:10.1016/S0304-8853(01)01102-7.
- [11] J. A. da Silva, E. J. R. Plaza, J. C. P. Campoy, Effects of the temperature dependence of the bulk modulus on magnetic exchange-entropy, *Journal of Alloys and Compounds* 632 (2015) 122–125. doi:10.1016/j.jallcom.2015.01.151.
- [12] E. J. R. Plaza, J. C. P. Campoy, Exchange constant variation effects in magnetocaloric and barocaloric isothermal potentials, *Phys. Rev. B* 75 (17) (2007) 174419. doi:10.1103/PhysRevB.75.174419.
- [13] R. R. Birss, The Thermal Expansion Anomaly of Gadolinium, *Proceedings of the Royal Society of London. Series A, Mathematical and Physical Sciences* 255 (1282) (1960) 398–406.
URL <http://www.jstor.org/stable/2413975>
- [14] T. Wakiyama, R. M. Bozorth, The Anomalous Thermal Expansion of Single Crystals of Gadolinium, *Journal of the Physical Society of Japan* 17 (10) (1962) 1670–1671. doi:10.1143/JPSJ.17.1670.
- [15] K. Robinson, P. C. Lanchester, The critical thermal expansion of gadolinium, *Physics Letters A* 64 (5) (1978) 467–469. doi:10.1016/0375-9601(78)90687-4.
- [16] W. Hädrich, Anomalies in the thermal expansion of ferromagnetic metals and alloys, *Thermochimica Acta* 83 (1) (1985) 17–21. doi:10.1016/0040-6031(85)85788-9.
- [17] V. Y. Bodriakov, S. A. Nikitin, A. M. Tishin, Magnetoelastic properties of gadolinium, *Journal of Applied Physics* 72 (9) (1992) 4247–4249. doi:10.1063/1.352237.
- [18] T. Wakiyama, R. M. Bozorth, The Anomalous Thermal Expansion of Single Crystals of Gadolinium, *Journal of the Physical Society of Japan* 17 (10) (1962) 1670–1671. doi:10.1143/JPSJ.17.1670.
- [19] Y. M. Kozlovskii, S. V. Stankus, Thermal expansion of gadolinium in the region of magnetic phase transitions, *High Temp* 53 (6) (2015) 823–828. doi:10.1134/S0018151X1505020X.
- [20] F. Freyne, Magnetoelastic Anomaly in Gadolinium, *Phys. Rev. B* 5 (4) (1972) 1327–1340. doi:10.1103/PhysRevB.5.1327.
- [21] H. Klimker, M. Rosen, Effect of Hydrostatic Pressure on the Elastic and Inelastic Behavior of Gadolinium in the Spin-Reorientation Region, *Phys. Rev. B* 7 (5) (1973) 2054–2061. doi:10.1103/PhysRevB.7.2054.
- [22] V. Y. Bodriakov, V. M. Zverev, S. A. Nikitin, Field dependence of Youngs modulus in a gadolinium single crystal, *J. Exp. Theor. Phys.* 87 (6) (1998) 1148–1153. doi:10.1134/1.558606.
- [23] Y. I. Spichkin, A. M. Tishin, K. A. Gschneidner Jr., Elastic properties of a high purity gadolinium single crystal, *Journal of Magnetism and Magnetic Materials* 204 (12) (1999) 5–10. doi:10.1016/S0304-8853(99)00435-7.
- [24] R. M. Bozorth, T. Wakiyama, Magnetostriction and Anomalous Thermal Expansion of Single Crystals of Gadolinium, *Journal of the Physical Society of Japan* 18 (1) (1963) 97–106. doi:10.1143/JPSJ.18.97.
- [25] W. E. Coleman, A. S. Pavlovic, The forced magnetostriction of single crystal gadolinium, *Journal of Physics and Chemistry of Solids* 26 (4) (1965) 691–696. doi:10.1016/0022-3697(65)90021-1.
- [26] A. Mishima, H. Fujii, T. Okamoto, Anomalous Saturation Magnetostriction of Gd Single Crystal, *Journal of the Physical Society of Japan* 40 (4) (1976) 962–967. doi:10.1143/JPSJ.40.962.
- [27] S. Y. Dan'kov, Y. I. Spichkin, A. M. Tishin, Magnetic entropy and phase transitions in Gd, Tb, Dy and Ho, *Journal of Magnetism and Magnetic Materials* 152 (1) (1996) 208–212. doi:10.1016/0304-8853(95)00427-0.
- [28] D. S. Simons, M. B. Salamon, Specific heat and resistivity of gadolinium near the Curie point in external magnetic fields, *Phys. Rev. B* 10 (11) (1974) 4680–4686. doi:10.1103/PhysRevB.10.4680.
- [29] M. B. Salamon, D. S. Simons, C. C. Huang, Scaling behavior of the specific heat of Gd near T_c , *Physica B+C*

- 86 (1977) 583–584. doi:10.1016/0378-4363(77)90605-2.
- [30] G. Bednarz, D. J. W. Geldart, M. A. White, Heat capacity of gadolinium near the Curie temperature, *Phys. Rev. B* 47 (21) (1993) 14247–14259. doi:10.1103/PhysRevB.47.14247.
- [31] D. J. W. Geldart, P. Hargraves, N. M. Fujiki, R. A. Dunlap, Anisotropy of the critical magnetic susceptibility of gadolinium, *Phys. Rev. Lett.* 62 (23) (1989) 2728–2731. doi:10.1103/PhysRevLett.62.2728.
- [32] R. A. Dunlap, N. M. Fujiki, P. Hargraves, D. J. W. Geldart, Critical magnetic susceptibility of gadolinium, *Journal of Applied Physics* 76 (10) (1994) 6338–6340. doi:10.1063/1.358259.
- [33] A. M. Tishin, Magnetocaloric effect: Current situation and future trends, *Journal of Magnetism and Magnetic Materials* 316 (2) (2007) 351–357. doi:10.1016/j.jmmm.2007.03.015.
- [34] V. K. Pecharsky, K. A. Gschneidner, A. O. Pecharsky, A. M. Tishin, Thermodynamics of the magnetocaloric effect, *Phys. Rev. B* 64 (14) (2001) 144406. doi:10.1103/PhysRevB.64.144406.
- [35] V. K. Pecharsky, K. A. Gschneidner Jr, Magnetocaloric effect and magnetic refrigeration, *Journal of Magnetism and Magnetic Materials* 200 (13) (1999) 44–56. doi:10.1016/S0304-8853(99)00397-2.
- [36] M. Piazzzi, V. Basso, Magnetocaloric effect at the exchange - inversion with magnetoelastic coupling, *Physica B: Condensed Matter* 473 (2015) 26–34. doi:10.1016/j.physb.2015.05.025.
- [37] P. O. Ribeiro, B. P. Alho, T. S. T. Alvarenga, E. P. Nbraga, V. S. R. de Sousa, A. M. G. Carvalho, A. Caldas, N. A. de Oliveira, P. J. von Ranke, Theoretical investigations on magnetocaloric effect in $\text{Er}_{1-y}\text{Tb}_y\text{Al}_2$ series, *Journal of Magnetism and Magnetic Materials* 379 (2015) 112–116. doi:10.1016/j.jmmm.2014.12.023.
- [38] N. Singh, R. Arrave, Magnetocaloric effects in Ni-Mn-Ga-Fe alloys using Monte Carlo simulations, *Journal of Applied Physics* 113 (18). doi:10.1063/1.4803544.
- [39] J. S. Amaral, S. Das, V. S. Amaral, The Mean-Field Theory in the Study of Ferromagnets and the Magnetocaloric Effect, in: *Thermodynamics - Systems in Equilibrium and Non-Equilibrium*, J. C. Moreno Piraján (Ed.), InTech. doi:10.5772/21595
- [40] V. Basso, The magnetocaloric effect at the first-order magneto-elastic phase transition, *J. Phys.: Condens. Matter* 23 (22) (2011) 226004. doi:10.1088/0953-8984/23/22/226004.
- [41] T. Mukherjee, S. Michalski, R. Skomski, D. J. Sellmyer, C. Binek, Overcoming the spin-multiplicity limit of entropy by means of lattice degrees of freedom: A minimal model, *Phys. Rev. B* 83 (21) (2011) 214413. doi:10.1103/PhysRevB.83.214413.
- [42] B. P. Alho, N. A. de Oliveira, V. S. R. de Sousa, E. J. R. Plaza, A. M. G. Carvalho, P. J. von Ranke, The influence of the magnetoelastic interaction on the magnetocaloric effect in ferrimagnetic systems: a theoretical investigation, *J. Phys.: Condens. Matter* 22 (48) (2010) 486008. doi:10.1088/0953-8984/22/48/486008.
- [43] N. A. de Oliveira, P. J. von Ranke, Theoretical aspects of the magnetocaloric effect, *Physics Reports* 489 (45) (2010) 89–159. doi:10.1016/j.physrep.2009.12.006.
- [44] É. Z. Valiev, Entropy and magnetocaloric effects in ferromagnets undergoing first- and second-order magnetic phase transitions, *J. Exp. Theor. Phys.* 108 (2) (2009) 279–285. doi:10.1134/S1063776109020101.
- [45] E. J. R. Plaza, J. C. P. Campoy, Magnetocaloric effect: Overcoming the magnetic limit, *Journal of Magnetism and Magnetic Materials* 321 (5) (2009) 446–449. doi:10.1016/j.jmmm.2008.10.001.
- [46] P. J. von Ranke, S. Gama, A. A. Coelho, A. de Campos, A. M. G. Carvalho, F. C. G. Gandra, N. A. de Oliveira, Theoretical description of the colossal entropic magnetocaloric effect: Application to MnAs, *Phys. Rev. B* 73 (1) (2006) 014415. doi:10.1103/PhysRevB.73.014415.
- [47] V. S. Amaral, J. S. Amaral, Magnetoelastic coupling influence on the magnetocaloric effect in ferromagnetic materials, *Journal of Magnetism and Magnetic Materials* 272-276 (2004) 2104 – 2105. doi:10.1016/j.jmmm.2003.12.870.
- [48] M. Reis, A. Gomes, J. Arajo, P. Tavares, J. Amaral, I. Oliveira, V. Amaral, Charge-Ordering and Magnetoelastic Coupling Effects on the Magnetocaloric Properties of Manganites, *Acta Physica Polonica A* 105 (1-2) (2004) 163–171. doi:10.12693/APhysPolA.105.163.
- [49] L. Li, G. Hu, Y. Qi, I. Umehara, Hydrostatic pressure effect on magnetic phase transition and magnetocaloric effect of metamagnetic TmZn compound, *Scientific Reports* 7 (2017) 42908. doi:10.1038/srep42908.
- [50] A. K. Nayak, K. G. Suresh, A. K. Nigam, A. A. Coelho, S. Gama, Pressure induced magnetic and magnetocaloric properties in NiCoMnSb Heusler alloy, *Journal of Applied Physics* 106 (5) (2009) 053901. doi:10.1063/1.3208064.

- [51] S. Gama, A. A. Coelho, A. de Campos, A. M. G. Carvalho, F. C. G. Gandra, P. J. von Ranke, N. A. de Oliveira, Pressure-Induced Colossal Magnetocaloric Effect in MnAs, *Phys. Rev. Lett.* 93 (23) (2004) 237202. doi:10.1103/PhysRevLett.93.237202.
- [52] S. A. Nikitin, A. M. Tishin, P. I. Leontiev, Magnetocaloric effect and pressure influence on dysprosium single crystal magnetization in the range of magnetic phase transition, *Journal of Magnetism and Magnetic Materials* 92 (3) (1991) 405–416. doi:10.1016/0304-8853(91)90855-5.
- [53] K. Szałowski, T. Balcerzak, Phase diagrams of a model diluted fcc magnet with arbitrary spin and modified RKKY interaction: Influence of external magnetic field and structural short-range order, *Phys. Rev. B* 77 (11) (2008) 115204. doi:10.1103/PhysRevB.77.115204.
- [54] K. Szałowski, T. Balcerzak, A. Bobák, Thermodynamic properties of a diluted Heisenberg ferromagnet with interaction anisotropy - Magnetocaloric point of view, *Journal of Magnetism and Magnetic Materials* 323 (15) (2011) 2095–2102. doi:10.1016/j.jmmm.2011.03.020.