

26 July 2017

A tin-loaded liquid scintillator approach for the 2 neutrino double-beta decay measurement of ^{124}Sn

O. Chkvorets^a, C. Kraus^a, J. Küttler^b, V. Lozza^c, B. von Krosigk^d and K. Zuber^b

^aLaurentian University, 935 Ramsey Lake Road, Sudbury, ON P3E 2C6, Canada

^bTechnische Universität Dresden, Institut für Kern- und Teilchenphysik, Zellescher Weg 19, 01069 Dresden, Germany

^cUniversidade de Lisboa, Departamento de Física, Faculdade de Ciências, Campo Grande, Edifício C8, 1749-016 Lisboa, Portugal

^dThe University of British Columbia, Department of Physics and Astronomy, Vancouver, BC, Canada

E-mail: zuber@physik.tu-dresden.de

Abstract. A new experiment based on tin-loaded scintillator is proposed to measure the $2\nu\beta\beta$ - decay half-life of ^{124}Sn for the first time. Measurements of long term stability and optical properties of the produced scintillator are presented. In addition a sophisticated estimation of the background due to cosmic ray spallation on tin has been performed. It is shown that such a measurement is feasible and can reach half-lives of 10^{22} years, thus covering all current theoretical predictions for this decay mode.

1. Introduction

The search for physics beyond the standard model (BSM) is a wide spread activity in accelerator and non-accelerator particle physics, because the Standard Model as successful as it is cannot be the final theory. As an example, the Standard Model does not provide a particle candidate for dark matter. Furthermore, conservation rules like baryon and lepton number are phenomenological and have no known theoretical background like charge conservation. Hence, various processes are explored like proton decay, neutron-antineutron oscillations, charged lepton flavour violation and more. In this context also the total lepton number L plays an important role. The golden channel to search for an actual total lepton number violation is the neutrino-less double-beta decay of a nucleus (A,Z)

$$(Z, A) \rightarrow (Z + 2, A) + 2e^- \quad (0\nu\beta\beta - \text{decay}). \quad (1)$$

This nuclear decay mode violates lepton number by 2 units and would also prove that neutrinos are Majorana particles. To observe this process, single beta decay has to be forbidden by energy conservation or at least strongly suppressed due to a large change of the involved spins. For this reason only 35 potential double-beta emitters exist. As the phase space for these decays scales strongly with the Q-value (in case of $0\nu\beta\beta$ - decay with Q^5 and in case of $2\nu\beta\beta$ - decay with Q^{11}), experimental searches are typically using only nuclides with a Q-value above 2 MeV, which is reducing the list of candidates to 11. Lower limits on half-lives well beyond 10^{25} years of the neutrino-less mode have been measured for the isotopes ^{76}Ge and ^{136}Xe [1, 2, 3].

In addition, the allowed process of nuclear double-beta decay

$$(Z, A) \rightarrow (Z + 2, A) + 2e^- + 2\bar{\nu}_e \quad (2\nu\beta\beta - \text{decay}) \quad (2)$$

will occur. It is the rarest decay measured in nature and has been observed in about ten isotopes. The following will focus on this mode. The $2\nu\beta\beta$ - decay measurements are interesting by itself in several ways: First of all, this process is free of any unknown particle physics quantities like effective Majorana neutrino masses and other Beyond Standard Model physics appearing in neutrino-less double-beta decay. Hence the decay rate is just linked to a phase space $G^{2\nu}$ and a nuclear matrix element $M_{GT}^{2\nu}$

$$\left(\Gamma_{1/2}^{2\nu}\right)^{-1} = G^{2\nu} \times |M_{GT}^{2\nu}|^2. \quad (3)$$

All double beta decay transitions to the ground state of the daughter are of type $0^+ \rightarrow 0^+$, where the intermediate states will be 1^+ . Hence, transitions from the

double-beta emitter to the intermediate 1^+ states are of Gamow-Teller type and their strength has been measured using $(^3\text{He},t)$ reactions for some of the double-beta candidates. From the nuclear structure point of view $2\nu\beta\beta$ - decay is interesting because various approaches to determine the matrix elements can be compared with measured half-lives. Also very appealing is a comparison of double-beta emitters from the same element (separated by a difference of two neutrons in the same shell). Nature offers a few elements with 2(3) emitters: $^{46,48}\text{Ca}$, $^{80,82}\text{Se}$, $^{94,96}\text{Zr}$, $^{98,100}\text{Mo}$, $^{114,116}\text{Cd}$, $^{122,124}\text{Sn}$, $^{134,136}\text{Xe}$ and $^{146,148,150}\text{Nd}$. However, experiments using one of these elements are always dominated by the nuclide with the highest Q-value, which will make a measurement of the remaining other nuclides almost impossible unless isotopical modifications (enrichment) are performed.

Relatively unexplored double-beta nuclides in this respect are the tin isotopes. The Q-values for ^{124}Sn and ^{122}Sn are 2292.64 ± 0.39 keV and 373.1 ± 2.7 keV respectively [4], indicating that the ^{124}Sn decay will be by far the dominant mode. Experimental lower half-life limits from searches into excited states of ^{124}Te exist [5, 6, 7]. A lower half-life limit for the neutrino-less decay has been given in [8, 9]. Activities to build a cryo-bolometer system using tin as absorber have been started [10].

On the proton rich side of tin isotopes there is ^{112}Sn , which allows for double electron capture (EC) and β^+ /EC-decay with a Q-value of 1922 keV. Again lower limits for excited state transitions exist [5, 6, 7].

Various calculations of $2\nu\beta\beta$ - decay half-lives for ^{124}Sn exist. Half-life values given (in units of $\times 10^{20}$ years) are 0.78 [11], 1.3/0.43 [12], 1.8 [13] and 2.9 [14], respectively. However, a recent shell model calculation [15] claims almost an order of magnitude longer half-life of 1.6×10^{21} years [15]. Furthermore, new studies taking into account the quenching of the axial-vector constant g_A are predicting half-lives in this region as well [16].

Here we focus on a potential measurement of the $2\nu\beta\beta$ - decay of ^{124}Sn based on tin-loaded scintillators. The natural abundance of ^{124}Sn is 5.79%, isotopical enrichment to more than 90% is feasible. With the given new theoretical estimates of the half-life we design an experiment which will have a sensitivity for $2\nu\beta\beta$ - decay beyond all current calculations.

2. Tin-loaded scintillator and purification

Tin-loaded liquid scintillators are known as high-Z liquid scintillators [17] and for double-beta decay searches [8, 9]. In a very first test tin was loaded in linear alkyl benzene (LAB) - a perfect scintillator for large scale detectors planned for example in the SNO+ and JUNO experiments. The absorption and emission spectra of tin-loaded LAB are shown in Fig. 1 and 2.

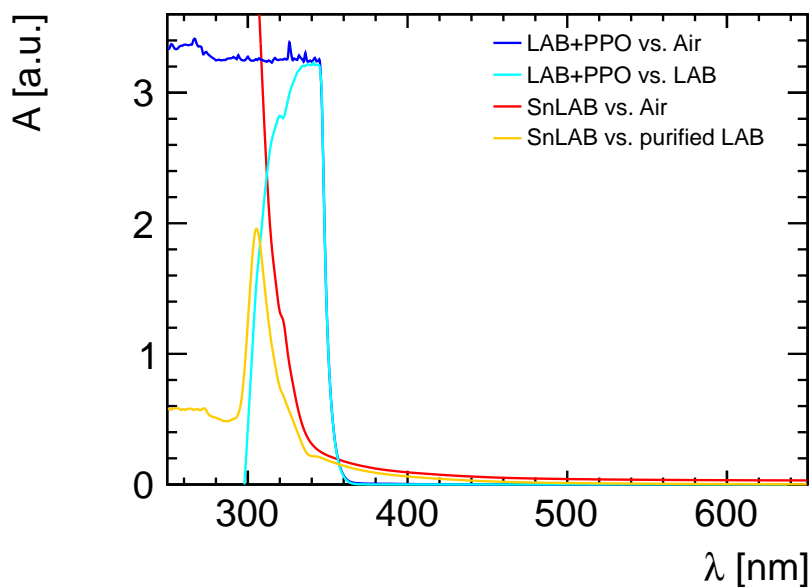


Figure 1. Absorption spectra of pure and Sn-loaded (SnLAB) scintillator as a function of wavelength. For one measurement air (dark blue) and for a second specially purified LAB (blue) was used as reference. There are no tin-induced absorption features in the region from about 360-600 nm, which shows the feasibility of the proposed experiment in terms of optics. The attempt to measure the Sn-contribution individually (yellow) created a fake feature at 310 nm in the measurement. The reason is that here purified LAB was measured relative to non-purified LAB, which creates different absorption spectra. The rise in absorption around 360 nm (blue) is due to the PPO component in the scintillator.

There are several organometallic chemicals containing tin which were tested with various liquid scintillators. One of them - tetrabutyltin (TBSn, Fig. 3) - is found to be soluble in LAB. This is the first test of TBSn loaded in LAB as for the authors knowledge. The major physical parameters for the tin-loaded liquid scintillator are light yield, optical transparency and stability over a period of several years. Another important technical parameter is the flash point temperature. TBSn has a high enough flash point for safety requirements, as the experiment has to be performed underground,

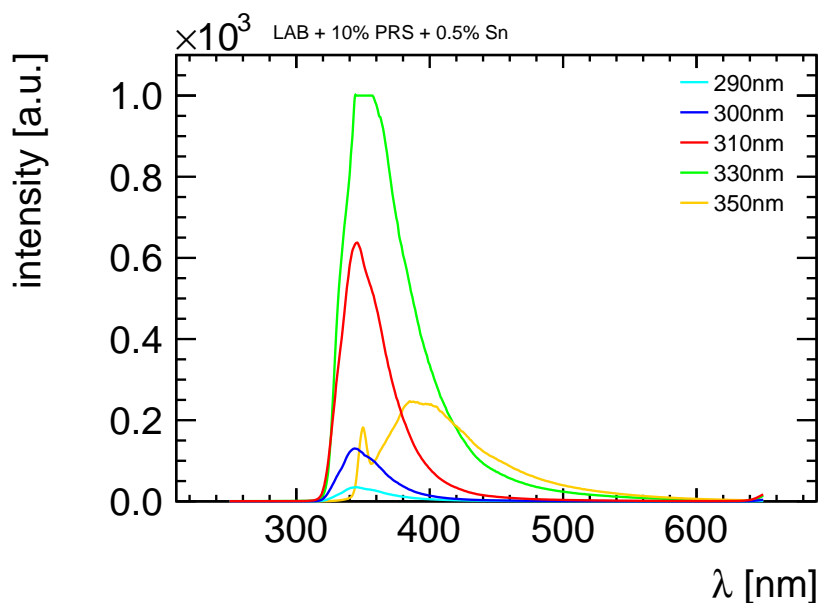


Figure 2. Intensity of the emission spectrum of 0.5% loaded SnLAB as a function of wavelength. The plateau at the 330 nm spectrum (green) is a saturation effect of the apparatus. PRS is a surfactant used to load the scintillator.

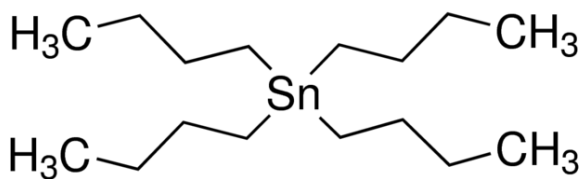


Figure 3. Left: Chemical structure of tetrabutyltin (TBSn). Right: TBSn sample.

which requires special care. The physical and chemical properties of the TBSn are listed in Table 1.

2.1. Relative light yield of tin-loaded LAB vs. concentration

Sigma Aldrich tetrabutyltin (93%, technical grade) was used for tests presented in this paper. Distilled LAB was mixed with 4g/l PPO used as fluor. TBSn was mixed with LAB-PPO in five 25 ml scintillation vials with 0.5% 1.5%, 3.0%, 5.0% and 10% mass content of tin, respectively. One vial with pure LAB-PPO was prepared for reference

Chemical Formula	$\text{C}_{16}\text{H}_{36}\text{Sn}$
Molecular Weight	347.17
Density g/ml	1.057
Boiling point, 10 mmHg, C	127-145
Flash point, C	107
tin content w/w, %	34.2

Table 1. Various properties of tetrabutyltin (TBSn).

and stored together with the tin-loaded vials. In order to improve the optical properties of the cocktails, dry nitrogen gas was purged in each vial for 20 minutes to remove the oxygen molecules. The vials were closed and stored in a dark place at room temperature during a period from November 2015 to May 2017. The relative light yield measurements were performed in the beginning of this period and in the end to verify stability of the TBSn-scintillator. The same vial with pure LAB-PPO was used as reference. The samples were placed on top of a PMT using vacuum grease for optical coupling. A ^{137}Cs source was then placed in close contact with the vial and the spectra were collected using a standard ORTEC MCA. The relative yield was calculated as the ratio of the Compton edge amplitudes extracted from the tin-loaded scintillator spectrum and the LAB-PPO one [18]. The measured spectra with the ^{137}Cs source of the LAB-PPO and Sn-loaded LAB are shown in Fig. 4. In Table 2 the relative light yields for different concentrations are presented.

2.2. TBSn Purification

The primary method of TBSn purification is via distillation. Distillation has a proven high removal efficiency of intrinsic U and Th contamination in TBSn. Additionally, it removes the majority of the nuclides produced by cosmogenic neutron and proton activation of the Sn itself (see Section 3) which are not chemically bonded to the butyl chains. Fast neutron and proton activation on Earth surface will likely break the butyl-tin bonds such that the produced nuclei are not part of the TBSn molecule anymore

	November 2015	May 2017
tin Concentration,%	Relative LY,%	Relative LY,%
LAB-PPO	100	100
0.5	96	95
1.5	85	82
3.0	77	75
5.0	67	68
10.0	56	55

Table 2. Light yield measurements using the Compton edge of a ^{137}Cs source with a time gap between the measurements of about 1.5 years. Shown are the values for various tin concentrations. No statistical significant change has been seen.

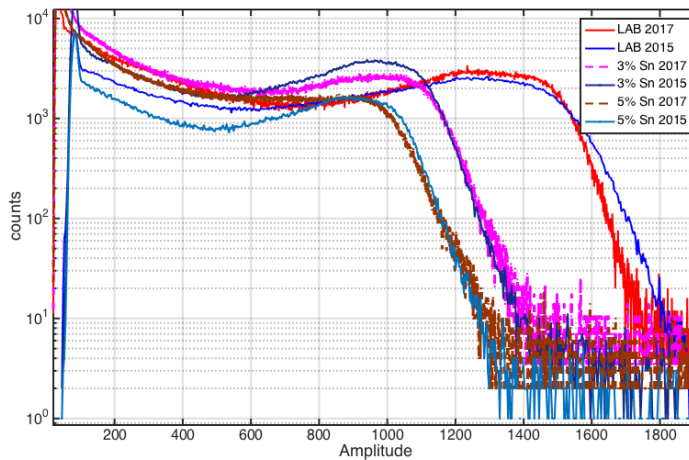


Figure 4. ^{137}Cs spectra are taken with LAB-PPO and TBSn+LAB (3% and 5% of tin) in November 2015 and May 2017. The TBSn liquid scintillator is stable over this period.

and can be removed by distillation. On the other hand, this is most likely not the case for nuclides produced by thermal neutron capture of tin isotopes. In this case the tin compound remains in the same chemical form. Differently from the fast neutron activation, thermal neutron capture can also occur deep underground (UG). Depending on the neutron flux measured at the experimental location a reduction of the thermal neutron flux might be necessary, such as placing the detector far from the rock wall or using neutron absorbers.

The purification via distillation has also the advantage to significantly improve the optical properties of the TBSn cocktail, as shown in Fig.5. Another purification method is based on liquid-liquid extraction. TBSn is, in fact, soluble in LAB while both of

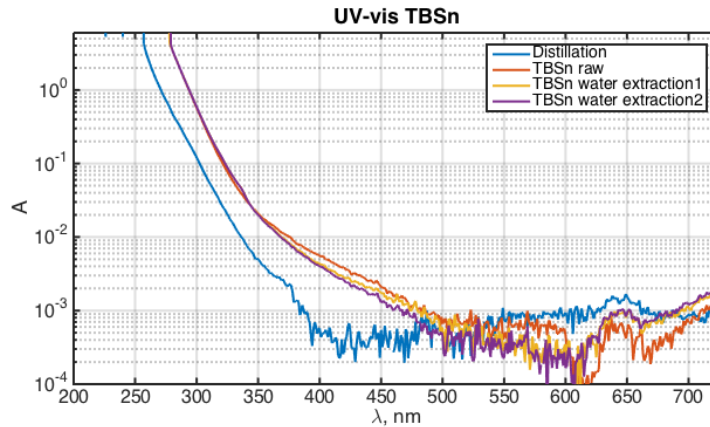


Figure 5. Effect of purification methods on TBSn absorbance. Distillation significantly improves the optical properties of TBSn. Measurements were performed with a 1 cm cell.

them are not soluble in water. The liquid-liquid extraction method is effective in removing ionic impurities, like the radon daughters – lead, bismuth, and polonium –, and cosmogenic metal impurities. A big advantage of the liquid-liquid-extraction method is the possibility of using it for online purification of the cocktail during the data taking period.

3. Cosmogenic background

A potential background for all double-beta decay experiments are the nuclides produced by the cosmic neutron and proton activation of the target material itself. The importance to mitigate this background source has been demonstrated by several experiments, like GERDA [19], CUORE [20], KamLAND-Zen [21], and SNO+ [22].

In this article we will focus on identifying the potential background nuclides for the measurement of the double-beta half-life of ^{124}Sn in a tin-loaded liquid-scintillator based experiment. A detailed description of the method used to select the candidate nuclides and to calculate the expected production rates is given in [23]. The neutron and proton flux parametrization at sea-level of Armstrong and Gehrels [24, 25] is used in the range from 10 MeV to 100 GeV, while the excitation functions are based on the semi-empirical formulae of Tsao and Silberberg [26, 27] for $E > 100$ MeV as implemented in the ACTIVIA code [28]. For energies in the range $10 \text{ MeV} < E < 200 \text{ MeV}$ the TENDL-2012 library for neutrons and protons [29] is used if available.

3.1. Nuclides

The main goal of the proposed tin experiment is the measurement of the 2 ν double-beta decay half-life of ^{124}Sn , which requires the identification of a good fraction of the double-beta decay spectrum, which is sufficient as the spectral shape of the spectrum is theoretically well known. For the purpose of this paper we will assume a minimum energy of 600 keV, and an energy resolution of $6\%/\sqrt{E}$ at 1 MeV. This value is aligned with what has been found by other loaded liquid-scintillator based experiments. It is expected that for energies smaller than 600 keV other backgrounds (isotopes from the U- and Th-chains) will dominate.

The criteria used for the selection of potential background nuclides in tin-loaded liquid-scintillator based experiments are the following:

- $Z < 38$:
 - $Q > 1500$ keV with $T_{1/2} > 20$ d, or
 - $Q > 1500$ keV with $T_{1/2} < 20$ d fed by a long lived parent.

These nuclides are produced by spallation reactions of high energy protons and neutrons and have generally a small production rate. Shorter-lived isotopes are usually removed by a cooling down time of about 6 months at an underground location (like the Gran Sasso National Laboratory (LNGS) in Italy or SNOLAB in Canada).

- $38 \leq Z \leq 51$:
 - $Q > 600$ keV with $T_{1/2} > 5$ d, or
 - $Q > 600$ keV with $T_{1/2} < 5$ d fed by a long lived parent.

These are the nuclides close in mass number to Sn and that can have a high production rate even for low energy neutrons and protons. Therefore, short-lived isotopes can still be present after a cooling-down time of 6 months. Depending on the duration of the trigger window of the experiment (time window in which events are collected) summing effects and pile-up due to high background rates could also be a potential background.

A list of potential background candidates is given in Table 3 along with the Q-value, the half-life, and the decay-mode. The expected dominant backgrounds for the measurement of the $T_{1/2}^{2\beta 2\nu}(^{124}\text{Sn})$ are isotopes of Sn, Sb, Cd, Rh, In, and Y.

3.2. Expected background rates

The production rates for the various nuclides have been calculated using the input parameters described at the beginning of this section and in [23], and are shown in column two of Table 4. A natural tin target has been assumed. The contribution from short-lived parents (fraction of seconds to seconds of half-life) to the various nuclides' production rates has been included. For the isotopes ^{113}Sn , ^{117m}Sn , ^{119m}Sn , ^{121m}Sn , ^{123}Sn , and ^{125}Sn the production mode via thermal neutron capture is also included. The thermal neutron cross sections are given in [31, 32, 33, 34], while the flux on surface is from [35]. Among the various isotopes produced the most dangerous one is ^{123}Sn which has both a long half-life of 129 days and a high Q-value of 1.41 MeV.

Starting from the production rates given in column two of Table 4, the expected activity and number of events in a year of data taking are calculated for two different scenarios and are also shown in Table 4 columns three to six. The activity and the numbers of events are calculated using the formula (1) in [23]. The assumed scenarios are:

Scenario 1 An exposure at sea-level of 1 year, followed by a 6 months of cooling down time deep underground (UG).

Scenario 2 An exposure at sea-level of 1 year, followed by a purification factor (for instance via distillation) of 10^3 , common to all the nuclides with the exception of the Sn isotopes. It is assumed that the purification will happen on surface, and therefore a re-activation period of 10 days before bringing the material underground is added. A final 6 or 12 months cooling-down period deep UG, before data taking, is added.

It is assumed that the activation due to the deep underground neutron flux induced by muons and (α, n) reactions from the rock is negligible.

From Table 4 it is clear that the major contribution to the background arises from ^{113}Sn , ^{123}Sn , ^{125}Sb , ^{102}Rh , ^{114}In , ^{102m}Rh , ^{88}Zr , and ^{105}Ag .

^{113}Sn :

^{113}Sn decays by electron capture (EC) emitting two main gammas of 0.65 MeV (BR = 2.21%) and 0.39 MeV (BR = 97.79%). For a liquid-scintillator based experiment with an energy resolution of $6\%/\sqrt{E}$ it will be challenging to measure this isotope in the low energy part of the spectrum. Since this isotope might not be reduced by purification, the

mitigation strategy consists of short exposure times on surface and long cooling-down times UG.

^{123}Sn :

^{123}Sn β^- -decays ($Q = 1.408$ MeV) to the ground state of ^{123}Sb (BR = 99.37%). This is the major background source for the measurement of the half-life of ^{124}Sn , since it might not be reduced by purification. One year of activation on surface followed by a year of cooling-down time results in about 200 events in the first year of data taking per kg of Sn. For comparison, for a theoretical $T_{1/2}^{2\beta 2\nu}$ of $1.5 \cdot 10^{21}$ yr for ^{124}Sn , the expected number of decays is 130 events/yr/kg of Sn. It is therefore important to minimize as much as possible the exposure on surface and to maximize the time spent UG. The region above about 1.5 MeV is not effected by this isotope.

^{125}Sb :

^{125}Sb β^- -decays with a Q -value of 0.77 MeV. The resulting $\beta + \gamma$ spectrum can hide the low energy part of the $\beta\beta$ spectrum of ^{124}Sn . The isotope is produced both directly and via the decay of ^{125}Sn . Thanks to the relative short half-life of ^{125}Sn (see Tab. 3), the activity of this parent isotope is highly reduced with a 6 months cooling-down period.

^{102}Rh :

^{102}Rh decays by EC (BR = 63.3%), β^- (BR = 22%), and β^+ (BR = 11.7%). The β^- decay has a Q -value of 1.150 MeV, while the β^+ channel decays in 10.5% of the cases directly to the ground state of ^{102}Ru with a Q -value of 2.32 MeV. One year of exposure at the sea-level followed by six months cooling-down time deep UG will result is 100 events/yr/kg of Sn, compared to the 130 events/yr/kg expected for ^{124}Sn . A mitigation strategy which includes a purification factor of at least 100 and long cooling down time UG will effectively reduce this background source.

^{102m}Rh :

^{102m}Rh decays by EC (BR = 99,767%) to the ground state of ^{102}Ru with a Q -value of 2.5 MeV. The main gamma line of 2.22 MeV (67%), and 1.87 MeV (35%), can be challenging for the measurement of the ^{124}Sn half-life. One year of exposure at the sea-level followed by six months cooling-down time deep UG will result is 100 events/yr/kg of Sn, compared to the 130 events/yr/kg expected for ^{124}Sn . Due to the long half-life of 3.74

yr, the mitigation strategy should include a purification factor of at least 100 followed by a short re-activation time, ideally of a maximum of 1 day.

^{114}In :

With a Q -value of 1.99 MeV the β^- -decay (BR = 99.5%) of ^{114}In is also covering a good part of the $\beta\beta$ spectrum of ^{124}Sn . However, due to the relative short half-life of about 50 days this isotope decays away relatively fast.

In summary under the second scenario with 6 months of cooling down, a total of 1950 cosmogenic-induced background events/yr/kg of Sn are expected. Of these events more than 97% are due to ^{113}Sn (69%), ^{123}Sn (28%), and ^{102m}Rh (0.1%). In order to effectively reduce these backgrounds a maximum re-activation time of 1 day after purification, together with cooling-down time larger than 2 years would be necessary.

3.3. Enriched tin target

The use of a 99.9% ^{124}Sn enriched target would reduce the contribution of non-Sn background nuclides by about a factor 2, while the number of expected signal events will increase by about a factor 20. This would allow a longer re-activation period at sea-level following the purification process. On the other hand the background due to Sn isotopes, in particular ^{123}Sn , will increase more or less by the same amount.

4. Sensitivity

The classic choice for such an experiment would be a copy of experiments like Borexino, SNO+, Daya Bay and other experiments in a way to fill the Sn-compound in a liquid scintillator sphere readout by photomultipliers. A fiducial volume of about 100 liters of tin-loaded scintillator surrounded by pure scintillator, separated by a balloon or acrylic sphere could be an option. The latter would reduce external background from the walls and phototubes significantly. If the loading of 20 kg of tin into LAB (which is minor compared to the SNO+ experiment planning to load more than a ton of Te into LAB) is performed, a rate of 2600 decays/yr would result for a half-life of 1.5×10^{21} yrs. Depending on the background and accumulation of sufficient statistics for a reasonably precise half-life determination, the experiment might have to run for some years.

5. Summary and conclusions

This paper discussed a potential measurement of the $2\nu\beta\beta$ - decay of ^{124}Sn , assuming that half-lives could be as long as 10^{22} years. The approach would be a tin-loaded scintillator readout by photomultipliers and stored in a deep underground experimental laboratory. Optical properties and the long term stability of the considered compound have been measured and in addition a detailed estimation of cosmogenic backgrounds have been performed. The most critical isotopes have been identified and require, together with a mitigation strategy based on a long cooling down period UG, a certain time before the experiment can be performed. This can only be shortened if the opportunity exists to get freshly produced tin with minimal surface time between factory and laboratory or if the purification can be performed UG.

6. Acknowledgement

We acknowledge the support of the Deutsche Akademischer Austauschdienst (DAAD-Contract number 56012129)

References

- [1] M. Agostini et al., *Nature* 2017 **544**, 47 .
- [2] J. B. Albert et al., *Nature* 2014 **510**, 229 .
- [3] A. Gando et al, *Phys. Rev. Lett.* 2016 **117**, 082503 .
- [4] M. Wang et al., *Chin. Phys. C* 2017 **41**, 030003 .
- [5] J. Dawson et al., *Nucl. Phys. A* 2008 **799**, 167 .
- [6] J. Dawson et al., *Phys. Rev. C* 2008 **78**, 035503 .
- [7] A. Barabash et al., *Nucl. Phys. A* 2008 **807**, 269 .
- [8] M.J. Hwang et al., *Nucl. Instrum. Methods A* 2007 **570**, 474 .
- [9] M.J. Hwang et al., *Ann. Phys., Paris* 2009 **31**, 412 .
- [10] V. Singh et al., *AIP Conf. Proc.* 2011 **1405**, 334.
- [11] J. Suhonen, O. Civitarese, *Phys. Rev.* 1998 **300**, 123 .
- [12] J. Suhonen, *Nucl. Phys. A* 2011 **864**, 63 .
- [13] F. Simkovic et al., *Phys. Rev. C* 2013 **87**, 045501 .
- [14] E. Caurier et al., *Nucl. Phys. A* 1999 **654**, 973 .
- [15] M. Horoi, A. Neacsu, *Phys. Rev. C* 2016 **93**, 024308 .
- [16] P. Pirinen, J. Suhonen, *Phys. Rev. C* 2015 **91**, 054309 .
- [17] G. F. Knoll, *Radiation Detection and measurements*, 3rd ed., Wiley 1998.
- [18] O. Chkvovets, *Liquid scintillator for double-beta decay search with tin*, TAUP-2017 (to be published).

A tin-loaded liquid scintillator approach for the 2 neutrino double-beta decay measurement of ^{124}Sn

- [19] I. Barabanov, S. Belogurov, L. Bezrukov, A. Denisov, V. Kornoukhov, and N. Sobolevsky, *Nucl. Instrum. Methods B* 2006 **251**, 115 .
- [20] CUORE Collaboration, CUORE Proposal, (2005) arXiv:hep-ex/0501010.
- [21] The KamLAND-Zen Collaboration, *Phys. Rev. C* 2012 **85**, 045504 .
- [22] The SNO+ Collaboration, S. Andringa, E. Arushanova, S. Asahi, et al., *Adv. in High Energy Physics* 2016 **2016**,6194250 .
- [23] V. Lozza and J. Petzoldt, *Ann. Phys., Paris* 2015 **61**, 62 .
- [24] T.W. Armstrong, K.C. Chandler, J. Barish, *J. Geophys. Res.* 1973 **78**, 2715.
- [25] N. Gehrels, *Nucl. Instrum. Methods A* 1984 **239**, 324 .
- [26] R. Silberberg, C.H. Tsao, *Astrophys. J. Suppl.* 220 (I) **25** (1973) 315; R. Silberberg, C.H. Tsao, *Astrophys. J. Suppl.* 220 (II) **25** (1973) 335.
- [27] R. Silberberg, C.H. Tsao, *Astrophys. J. Suppl.* 1977 **35**,129; R. Silberberg, C.H. Tsao, J.R. Letaw, *Astrophys. J. Suppl.* 1985 **58**, 873; R. Silberberg, C.H. Tsao, J.R. Letaw, in: *Proceedings of the 20th International Cosmic Ray Conference, Moscow*, **2** (1987) 133; R. Silberberg, C.H. Tsao, *Phys. Rep.* 1990 **191**, 351 .
- [28] J. J. Back, Y. A. Ramachers, *Nucl. Instrum. Methods A* 2008 **586**, 286 .
- [29] A.J. Koning and D. Rochman, TALYS-based Evaluated Data Library, <http://www.talys.eu>.
- [30] Nudat website, <http://www.nndc.bnl.gov/nudat2/>.
- [31] S. Mughabghab, National Nuclear Data Center, <http://www.nndc.bnl.gov/atlas/atlasvalues.htm>.
- [32] K. Krane and J. Sylvester, *Phys. Rev. C* 2006 **73**, 054312 .
- [33] S. Mirzadeh, F. Knapp(Jr), C. Alexander, and L.F.Mausner, *App. Radiat. Isotopes* 1997 **48**,441.
- [34] C. Nelson, B. Ketelle, and G. Boyd "Studies on the nuclear chemistry of tin" Oak Ridge National Laboratory (1950).
- [35] J. D. Dirk et al., *IEEE T. Nucl. Sci.* 2003 **50**, 2060.

A tin-loaded liquid scintillator approach for the 2 neutrino double-beta decay measurement of ^{124}Sn

Isotope	$T_{1/2}$	Q-value [MeV]	Decay mode (BR [%])
^{125}Sb (^{125}Sn and direct)	2.76 yr (9.64 d)	0.767	β^-
^{124}Sb	60.2 d	2.90	β^-
^{120m}Sb	5.76 d	2.68	EC
^{125}Sn	9.64 d	2.36	β^-
^{123}Sn	129 d	1.41	β^-
^{113}Sn	115 d	1.04	EC
^{114}In (^{114m}In)	71.9 s (49.5 d)	1.45	EC, β^+ (0.5)
^{114}In (^{114m}In)	71.9 s (49.5 d)	2.0	β^- (99.5)
^{115m}Cd	44.6 d	1.63	β^-
^{110}Ag (^{110m}Ag)	24.6 s (250 d)	2.89	β^- (99.7)
^{110}Ag (^{110m}Ag)	24.6 s (250 d)	0.889	EC (0.3)
^{110m}Ag	250 d	3.0	β^- (98.6)
^{108}Ag (^{108m}Ag)	2.38 min (438 yr)	1.65	β^- (97.15)
^{108}Ag (^{108m}Ag)	2.38 min (438 yr)	1.92	EC, β^+ (2.85)
^{108m}Ag	438 yr	2.03	EC (91.3)
^{106m}Ag	8.28 d	3.05	EC
^{105}Ag	41.3 d	1.35	EC
^{106}Rh (^{106}Ru)	30.1 s (372 d)	3.54	β^-
^{102}Rh	207 d	2.32	EC, β^+ (78)
^{102}Rh (^{102m}Rh and direct)	207 d (3.74 y)	1.15	β^- (22)
^{102m}Rh	3.74 yr	2.46	EC (99.767)
^{103}Ru	39.2 d	0.764	β^-
^{98}Tc	$4.20 \cdot 10^6$ yr	1.79	β^-
^{95}Tc (^{95m}Tc)	20.0 h (61.0 d)	1.69	EC
^{95m}Tc	61.0 d	1.73	EC, β^+ (96.12)
^{95}Nb (^{95}Zr)	35.0 d (64.0 d)	0.926	β^-
^{94}Nb	20300 yr	2.04	β^-
^{92}Nb	$3.47 \cdot 10^7$ yr	2.01	EC
^{91}Nb (^{91m}Nb and direct)	680 yr (60.7 d)	1.26	EC, β^+
^{91m}Nb	60.9 d	1.36	EC, β^+ (3.4)
^{95}Zr	64.0 d	1.12	β^-
^{88}Zr	83.4 d	0.67	EC
^{91}Y	58.5 d	1.54	β^-
^{90}Y (^{90}Sr)	3.19 h (28.9 yr)	2.28	β^-
^{89}Sr	50.5 d	1.50	β^-
^{85}Sr	64.9 d	1.06	EC
^{82}Rb (^{82}Sr)	1.26 min (25.3 d)	4.40	EC, β^+
^{84}Rb	32.8 d	2.68	EC, β^+ (96.1)
^{68}Ga (^{68}Ge)	1.13 h (271 d)	2.92	EC, β^+
^{60}Co (^{60}Fe and direct)	1930 d ($2.62 \cdot 10^6$ yr)	2.82	β^-
^{58}Co	70.9 d	2.31	EC, β^+
^{56}Co	77.2 d	4.57	EC, β^+
^{59}Fe	44.5 d	1.56	β^-
^{46}Sc	83.8 d	2.37	β^-
^{44}Sc (^{44}Ti)	3.97 h (60.0 yr)	3.65	EC, β^+
^{42}K (^{42}Ar)	12.3 h (32.9 yr)	3.53	β^-
^{40}K	$1.25 \cdot 10^9$ yr	1.50	EC, β^+ (10.72)
^{32}P (^{32}Si)	14.3 d (153 yr)	1.71	β^-
^{26}Al	$7.17 \cdot 10^5$ yr	4.00	EC, β^+
^{22}Na	2.60 yr	2.84	EC, β^+

Table 3. Potential cosmogenic-induced background candidates for the measurement of $T_{1/2}^{2\beta 2\nu}$ of ^{124}Sn . Shown is the $T_{1/2}$, the Q-value, and the decay-mode with the respective branching ratio (BR). Values are from [30]. When a short-lived nuclide is fed by a long-lived one its $T_{1/2}$ is given in brackets.

A tin-loaded liquid scintillator approach for the 2 neutrino double-beta decay measurement of ^{124}Sn

Isotope	R (ϕ from [24][25]) [$\mu\text{Bq/kg}$]	Scenario 1		Scenario 2	
		A [Bq/kg]	Events/yr/kg	A [Bq/kg]	Events/yr/kg
^{125}Sb (^{125}Sn and direct)	0.03	8.15E-6	227.31	6.07E-7	16.94
^{124}Sb	0.58	6.98E-8	0.52	7.77E-9	0.06
^{120m}Sb	5.46	1.56E-15	1.12E-9	1.09E-15	7.84E-10
^{125}Sn	41.15	8.16E-11	9.80E-5	8.16E-11	9.80E-5
^{123}Sn	122.44	3.95E-5	546.29	3.98E-5	550.97
^{113}Sn	351.53	1.04E-4	1327.4	1.05E-4	1337.0
^{114}In (^{114m}In) beta-	(256.33)	1.91E-5	116.68	2.53E-6	15.44
^{114}In (^{114m}In) EC	(256.33)	1.91E-5	0.59	2.53E-6	0.08
^{115m}Cd	27.86	1.62E-6	8.97	2.36E-7	1.30
^{110}Ag (^{110m}Ag) beta-	(6.51)	3.40E-8	0.67	1.49E-9	0.03
^{110}Ag (^{110m}Ag) EC	(6.51)	3.40E-8	2.02E-3	1.49E-9	8.88E-5
^{110m}Ag	6.51	2.50E-6	48.88	1.10E-7	2.15
^{108}Ag (^{108m}Ag) beta-	(22.57)	3.10E-9	0.10	8.81E-11	2.70E-3
^{108}Ag (^{108m}Ag) EC/beta+	(22.57)	3.10E-9	2.84E-3	8.81E-11	8.06E-5
^{108m}Ag	22.57	3.57E-8	1.03	1.01E-9	0.03
^{106m}Ag	60.43	1.39E-11	1.31E-5	7.86E-12	7.41E-6
^{105}Ag	118.65	5.52E-6	28.34	8.59E-7	4.41
^{106}Rh (^{106}Ru)	(0.08)	2.85E-8	0.65	1.10E-9	0.03
^{102}Rh (^{102m}Rh and direct) EC	18.49 (19.28)	7.08E-6	100.60	3.37E-7	4.79
^{102}Rh (^{102m}Rh and direct) beta-	18.49 (19.28)	7.08E-6	28.41	3.37E-7	1.35
^{102m}Rh	19.28	2.97E-6	85.44	9.19E-8	2.64
^{103}Ru	1.24	4.90E-8	2.40E-1	7.99E-9	0.04
^{98}Tc	5.47	9.03E-13	2.85E-5	2.56E-14	8.09E-7
^{95}Tc (^{95m}Tc)	(21.53)	1.05E-7	0.78	1.15E-8	0.09
^{95m}Tc	21.53	2.66E-6	19.13	2.93E-7	2.10
^{95}Nb (^{95}Zr)	0.96	6.79E-8	0.46	8.71E-9	0.06
^{94}Nb	1.90	6.48E-11	2.05E-3	1.84E-12	5.81E-5
^{92}Nb	8.27	1.65E-13	5.21E-6	4.69E-15	1.48E-7
^{91}Nb (^{91m}Nb and direct)	29.98	4.54E-8	1.44	1.25E-9	0.04
^{91m}Nb	15.53	1.91E-6	0.48	2.11E-7	0.05
^{95}Zr	0.16	2.17E-8	0.17	2.29E-9	0.02
^{88}Zr	21.08	4.40E-6	43.53	3.73E-7	3.69
^{91}Y	0.33	3.70E-8	0.27	4.22E-9	0.03
^{90}Y (^{90}Sr)	(0.08)	1.89E-9	0.06	5.42E-11	1.69E-3
^{89}Sr	0.17	1.34E-8	0.08	1.74E-9	1.09E-2
^{85}Sr	17.82	2.48E-6	19.64	2.59E-7	2.05
^{82}Rb (^{82}Sr)	(8.11)	5.49E-8	0.17	1.32E-8	0.04
^{84}Rb	1.44	3.05E-8	0.12	5.83E-9	0.02
^{68}Ga (^{68}Ge)	(2.28)	8.66E-7	17.76	3.69E-8	0.76
^{60}Co (^{60}Fe and direct)	1.31 (0.24)	1.51E-7	4.47	4.56E-9	0.13
^{58}Co	3.34	5.44E-7	4.67	5.27E-8	0.45
^{56}Co	0.43	7.97E-8	0.74	7.18E-9	0.07
^{59}Fe	0.47	2.72E-8	0.15	3.96E-9	0.02
^{46}Sc	1.75	3.68E-7	3.65	3.10E-8	0.31
^{44}Sc (^{44}Ti)	(0.093)	1.06E-9	0.03	3.03E-11	9.51E-4
^{42}K (^{42}Ar)	(0.16)	1.96E-8	0.54	6.32E-10	0.02
^{40}K	2.21	1.23E-15	4.15E-9	3.49E-17	1.18E-10
^{32}P (^{32}Si)	2.71 (0.66)	3.36E-9	9.46E-2	2.31E-10	2.93E-3
^{26}Al	0.87	8.41E-13	2.65E-5	2.39E-14	7.53E-7
^{22}Na	1.25	2.56E-7	7.10	8.21E-9	0.23

Table 4. Expected production rate (R) for the isotopes listed in Table 3. The values are obtained using the ACTIVIA code [28] for $E > 100$ MeV with an energy step of 10 MeV. If available the cross sections for $10 \text{ MeV} < E < 200$ MeV are obtained from the TENDL-2012 library [29] with an energy step of 1 keV. The flux parametrization is the one from Armstrong and Gehrels [24][25]. The decay branching ratios are taken into account. The two different scenarios are outlined in the text. The production rates of the parent nuclides are shown in brackets.