

# Color superfluidity of neutral ultra-cold fermions in the presence of color-flip and color-orbit fields

Doga Murat Kurkcuoglu<sup>1,2</sup> and C. A. R. Sá de Melo<sup>2</sup>

<sup>1</sup> *Department of Physics, Georgia Southern University, Statesboro, Georgia 30460, USA*

<sup>2</sup> *School of Physics, Georgia Institute of Technology, Atlanta, Georgia 30332, USA*

(Dated: June 21, 2019)

We describe how color superfluidity is modified in the presence of color-flip and color-orbit fields in the context of ultra-cold atoms, and discuss connections between this problem and that of color superconductivity in quantum chromodynamics. We study the case of s-wave contact interactions between different colors, and we identify several superfluid phases, with five being nodal and one being fully gapped. When our system is described in a mixed color basis, the superfluid order parameter tensor is characterized by six independent components with explicit momentum dependence induced by color-orbit coupling. The nodal superfluid phases are topological in nature, and the low temperature phase diagram of color-flip field versus interaction parameter exhibits a pentacritical point, where all five nodal color superfluid phases converge. These results are in sharp contrast to the case of zero color-flip and color-orbit fields, where the system has perfect  $U(3)$  symmetry and possess a superfluid phase that is characterized by fully gapped quasiparticle excitations with a single complex order parameter with no momentum dependence and by inert unpaired fermions representing a non-superfluid component. In the latter case, just a crossover between a Bardeen-Cooper-Schrieffer and a Bose-Einstein-Condensation superfluid occurs. Furthermore, we analyse the order parameter tensor in a total pseudo-spin basis, investigate its momentum dependence in the singlet, triplet and quintet sectors, and compare the results with the simpler case of spin-1/2 fermions in the presence of spin-flip and spin-orbit fields, where only singlet and triplet channels arise. Finally, we analyse in detail spectroscopic properties of color superfluids in the presence of color-flip and color-orbit fields, such as the quasiparticle excitation spectrum, momentum distribution, and density of states to help characterize all the encountered topological quantum phases, which can be realized in fermionic isotopes of Lithium, Potassium and Ytterbium atoms with three internal states trapped.

PACS numbers: 03.75.Ss, 67.85.Lm, 67.85.-d

Ultra-cold atoms have become preferred systems to study experimentally, because they can be used as quantum simulators of various phenomena across different areas of physics. Today it is possible to engineer Hamiltonians in the laboratory that describe models that have been investigated in the context of condensed matter physics. For instance, two very successful examples of these experimental quantum simulations are studies of the superfluid-insulator transition [1] and the evolution from Bardeen-Cooper-Schrieffer (BCS) to Bose-Einstein condensation (BEC) superfluidity [2–8], which were performed in recent years.

The success of cold atoms as quantum simulators is largely due to the flexibility that these systems have. It is now routinely possible to change atomic species, dimensionality, density and interactions in clouds of ultra-cold atoms, while in the case of optical lattices, it is possible, in addition, to change the lattice structure. For instance, recent experimental advances lead to the trapping of three hyperfine states in Fermi gases, such as in  $^6\text{Li}$  which have tunable interactions via an external magnetic field, which become  $SU(3)$  symmetric in the limit of high magnetic fields [9, 10]. Even larger component systems have now been produced in the laboratory, such as in the case of fermion isotope of Ytterbium,  $^{173}\text{Yb}$ , where six internal states exist with essentially  $SU(6)$  symmetry, that can be reduced to  $SU(3)$  by selectively trap-

ping only three internal states [11]. Current temperatures that can be achieved in these systems are approximately  $T = 0.3T_F$ , where  $T_F$  is the Fermi temperature set by the total density of fermions. Additional experiments with the goal of reducing further the temperature are underway [12]. Thus, links to quantum chromodynamics (QCD) are possible [13], where dense cold matter with  $SU(3)$  color symmetry is created by the forces that confine quarks inside baryons and mesons through the exchange of  $SU(3)$  gauge bosons known as gluons. In particular, connections to color superconductivity in the absence of color-flip and color-orbit fields were made by several authors for continuum [14–16] and lattice [17] systems.

The relation between three-component ultra-cold fermions and color superconductivity in QCD is not only of academic interest, but also of experimental interest, as the gap between theoretical proposals and experimental realization closes due to technical advances. The type of color superfluidity in neutral ultra-cold fermions is expected to be related, but somewhat different from the possibilities encountered in QCD, as quarks are electrically charged, have different masses, colors and flavors, and thus color superconductivity of quarks is generically different [18–21]. For instance, it is quite difficult to realize in neutral ultra-cold fermions analogous phases to color flavor locking (CFL) superconductivity [21–25],

where three flavors are degenerate, because the number of internal degrees of freedom is very large. Even analogous phases to two-flavor superconductivity (2SC) [18–21], where a preferred color pairing channel is selected are difficult to realize in the context of ultra-cold fermions. However, analogous phases to one-flavor superconductivity with three colors [26–28] are easier to realize in cold-atom systems, because one has to deal with only three internal states of the constitutive fermions.

Moreover, it has been suggested that color superconductivity of quark matter may occur naturally in compact neutron stars [29–31]. Since the higher temperature regions of the QCD phase diagram are now being studied in heavy ion collisions, it is important to use our knowledge of neutron star phenomena to understand if color superconductivity indeed appears in the high density region of the QCD phase diagram. There have been even further suggestions that inhomogeneous color superconductivity phases emerge in neutron stars and are responsible for the glitches in rotational period of these compact stars [32]. Therefore, there has been observational interest in determining astrophysical consequences of color superconductivity.

Experiments involving color superconductivity in quark matter are not easy to come along, but table-top experimental set-ups involving ultra-cold fermions with three internal states can serve as simulators of color superfluidity similar to color superconductivity in QCD. In addition, experiments with ultra-cold fermions with three internal states can also stand alone to serve as pointers for new directions and new phases of color superfluids that have no counterpart in QCD. A recent experimental development with a fermionic isotope of Ytterbium ( $^{173}\text{Yb}$ ) demonstrated that three internal states of the atom can be coupled to artificially created spin-orbit fields [33] via a Raman scheme with two counter-propagating lasers used earlier by the NIST group in the context of a bosonic isotope of Rubidium ( $^{87}\text{Rb}$ ) with two internal states [34]. The interactions of  $^{87}\text{Rb}$  cannot be adjusted, but it was possible to study the low temperature phase diagram of  $^{87}\text{Rb}$  in the presence of spin-orbit coupling and Zeeman fields both experimentally [34] and theoretically [35–37] for fixed interactions. Similar Raman schemes were used successfully in fermionic isotope of Potassium ( $^{40}\text{K}$ ), where Fano-Feshbach resonances exist and interactions can be tuned in the presence of spin-orbit coupling for two internal states [38, 39]. These experimental efforts on  $^{40}\text{K}$  were developed concomitantly with various theoretical proposals [40–47] of spin-orbit coupled fermions with two internal states, where interactions can be changed. Although experiments involving fermions in the Raman scheme are still performed at high temperatures ( $T \approx 0.3E_F$ ), new methods of reducing the temperature and of creating artificial spin-orbit or color-orbit fields in the laboratory are underway [48] using radio-frequency chip technology [49].

Thus, in this paper, we describe theoretically the possibility of color superfluidity in the presence of color-

orbit and color-flip fields for trapped fermionic isotopes of Lithium ( $^6\text{Li}$ ), Potassium ( $^{40}\text{K}$ ) or Ytterbium ( $^{173}\text{Yb}$ ) with three internal states, to which we assign the color indices Red ( $R$ ), Green ( $G$ ) and Blue ( $B$ ). The remainder of the paper is organized as follows. In section I, we discuss in detail the independent particle Hamiltonian and its spectrum, as well as the interaction terms between fermions of different colors. We also introduce the mixed-color representation that diagonalizes the independent particle Hamiltonian, which is used later in section III to clarify the origin of various color superfluid phases. In section II, we discuss the emergence of color superfluidity in the presence of color-orbit and color-flip fields, within the saddle point approximation at low temperatures. We solve the self-consistent equations for the order parameter tensor and particle number, and obtain the low temperature phase diagram in the space of color-flip versus interaction parameter, for fixed color-orbit coupling. Due to the presence of color-orbit coupling and color-flip fields, a set of five color superfluid phases emerge, with characteristic nodal structures in their excitation spectrum. These phases have a topological structure similar to Lifshitz transitions in metals under high pressure [50], but arise only due to the simultaneous presence of color-orbit coupling, color-flip fields and interactions. Where five nodal color superfluid phases merge, we identify a quintuple point that is also pentacritical, given that the transition between superfluid phases is continuous. We also show that the low temperature transitions between normal and color superfluid phases are continuous when color-orbit coupling is present and are discontinuous, when color-orbit coupling is absent. In section III, we describe the Hamiltonian in the mixed-color basis to make evident the emergence of the momentum dependence of the order parameter tensor and to shine light on the physical origin of the nodal structure of the quasiparticle and quasihole excitation spectrum. Furthermore, we also write the order parameter tensor in a total pseudo-spin basis to show that pairing can occur in singlet, triplet and quintet sectors and to make comparison with the case of spin-1/2 fermions, where only the singlet and triplet channels exist. In section IV, we analyse the quasiparticle and quasihole excitation spectra in the mixed-color basis and show how the nodal structure and gaps emerge in the elementary excitation spectrum. Furthermore, we compute the momentum distributions for different colored fermions in various quantum phases to show how this easily measurable quantity can be used to identify different normal and superfluid phases. We also compute the density of states of colored fermions and show how they change as different normal and superfluid phases are visited in the phase diagram. Lastly, in section V, we summarize our conclusions.

## I. HAMILTONIAN

In order to describe interacting three-component fermions labeled by color states Red ( $R$ ), Green ( $G$ ) and Blue ( $B$ ), under the influence of color-orbit and color-flip fields, we begin with the most general independent-particle Hamiltonian resulting from suitably designed radio-frequency chip or Raman beams in the rotating frame

$$\mathbf{H}_0(\mathbf{k}) = \begin{pmatrix} \varepsilon_R(\mathbf{k}) & \Omega_{RG} & \Omega_{RB} \\ \Omega_{RG}^* & \varepsilon_G(\mathbf{k}) & \Omega_{GB} \\ \Omega_{GB}^* & \Omega_{GB}^* & \varepsilon_B(\mathbf{k}) \end{pmatrix}, \quad (1)$$

where  $\varepsilon_c(\mathbf{k}) = (\mathbf{k} - \mathbf{k}_c)^2/(2m) + \eta_c$  represents the energy of internal state with color  $c = \{R, G, B\}$  after a color dependent net momentum transfer  $\mathbf{k}_c$  provided by the Raman beams or by the radio-frequency chip. Here,  $\eta_c$  is a color-dependent reference energy of the atom in color state  $c$ . The matrix elements  $\Omega_{cc'}$  represent a color-flip tensor (Rabi frequencies) that couple different atomic color states  $c$  and  $c'$ . We note in passing the use of units where  $\hbar = 1$ .

Instead of analysing the most general theoretical case shown in Eq. (1), we explore the simplest non-trivial experimental configuration, where the component  $\Omega_{RB}$  of the color-flip tensor is zero, indicating that there is no coupling between states  $R$  and  $B$ , that is,  $\Omega_{RB} = 0$ . In addition, we consider that the matrix elements that couple states  $R$  to  $G$  or  $G$  to  $B$  are real and equal, that is,  $\Omega_{RG} = \Omega_{RG}^* = \Omega_{GB} = \Omega_{GB}^* = \Omega$ . Furthermore, we choose a symmetric situation, where momentum transfers occur only to color states  $R$  and  $B$ , such that  $\mathbf{k}_R = k_T \hat{\mathbf{x}}$ ,  $\mathbf{k}_G = 0$ , and  $\mathbf{k}_B = -k_T \hat{\mathbf{x}}$ , where  $k_T$  is the magnitude of the momentum transferred to the atom by photons. Lastly, we can define an overall energy reference via the sum  $\sum_c \eta_c = \eta$ , leading to internal energies  $\eta_R = -\delta$ ,  $\eta_B = \eta$  and  $\eta_G = +\delta$ , where  $\delta$  represents the detuning of the photon frequencies for transitions between color states. Thus, next, we discuss the simplest experimentally relevant independent particle Hamiltonian for color states with color-dependent momentum transfer and color-flip terms.

### A. Independent particle Hamiltonian

For the simplest experimental realization discussed above, the independent-particle Hamiltonian for three color states described in Eq. (1) becomes

$$\mathbf{H}_{\text{IP}}(\mathbf{k}) = \varepsilon(\mathbf{k})\mathbf{1} - h_x(\mathbf{k})\mathbf{J}_x - h_z(\mathbf{k})\mathbf{J}_z + b_z\mathbf{J}_z^2 \quad (2)$$

where  $\mathbf{J}_\ell$ , with  $\ell = \{x, y, z\}$ , are spin-one angular momentum matrices,  $\varepsilon(\mathbf{k}) = \mathbf{k}^2/(2m) + \eta$  is a reference kinetic energy which is identical for all color states,  $h_x(\mathbf{k}) = -\sqrt{2}\Omega$  plays the role of a color-flip field (like a spin-flip Zeeman field for spins), and  $h_z(\mathbf{k}) = 2k_T k_x/(2m) + \delta$  plays the role momentum dependent Zeeman field along

$z$ -axis. Notice that  $h_z(\mathbf{k}) = 2k_T k_x/(2m) + \delta$  has two components. The first one  $2k_T k_x/(2m)$  represents color-orbit coupling controlled by the momentum transfer magnitude  $k_T$ , and the second one represent a color-shift field controlled by the detuning  $\delta$  (like a Zeeman shift for spins). Notice that  $h_z(\mathbf{k})$  is transverse to the momentum transfer direction ( $x$ -axis). Lastly, the term  $b_z = k_T^2/(2m) - \eta$  is a quadratic color-shift (quadratic Zeeman shift) associated with the momentum transfer along the  $x$  direction.

To make further connections to QCD, we note that the independent particle Hamiltonian described in Eq. (2) in general does not commute with the Gell-Mann matrices  $\boldsymbol{\lambda}_j$ , which are the eight generators of  $\text{SU}(3)$ . To see this explicitly, it sufficient to recall that the angular momentum matrices  $\mathbf{J}_\ell$  can be written in terms of  $\boldsymbol{\lambda}_j$  as  $\mathbf{J}_x = (\boldsymbol{\lambda}_1 + \boldsymbol{\lambda}_6)/\sqrt{2}$  along the  $x$ -direction;  $\mathbf{J}_y = (\boldsymbol{\lambda}_2 + \boldsymbol{\lambda}_7)/\sqrt{2}$  along the  $y$ -direction; and  $\mathbf{J}_z = (\boldsymbol{\lambda}_3 + \sqrt{3}\boldsymbol{\lambda}_8)/2$  along the  $z$ -direction and to show that the commutator  $[\mathbf{H}_{\text{IP}}, \boldsymbol{\lambda}_j] \neq 0$ . The Hamiltonian above becomes  $\text{SU}(3)$  invariant only when the coefficients  $h_x(\mathbf{k}) = h_z(\mathbf{k}) = b_z = 0$ , rendering  $\mathbf{H}_{\text{IP}}(\mathbf{k})$  diagonal and proportional to the unit matrix  $\mathbf{1}$ , that is, all color states become degenerate.

A very similar independent particle Hamiltonian was created in the laboratory for spin-one bosonic  $^{87}\text{Rb}$  atoms [51], where magnetic phases were investigated. Here, however, the independent particle Hamiltonian corresponds to colored fermions, with potential candidates being  $^6\text{Li}$ ,  $^{40}\text{K}$  and  $^{173}\text{Yb}$ . Thus, the independent particle Hamiltonian matrix of Eq. (2) takes the explicit matrix form

$$\mathbf{H}_{\text{IP}}(\mathbf{k}) = \begin{pmatrix} \varepsilon_R(\mathbf{k}) & -h_x(\mathbf{k})/\sqrt{2} & 0 \\ -h_x(\mathbf{k})/\sqrt{2} & \varepsilon_G(\mathbf{k}) & -h_x(\mathbf{k})/\sqrt{2} \\ 0 & -h_x(\mathbf{k})/\sqrt{2} & \varepsilon_B(\mathbf{k}) \end{pmatrix}, \quad (3)$$

where the function  $\varepsilon_R(\mathbf{k}) = \varepsilon(\mathbf{k}) - h_z(\mathbf{k}) + b_z$  represents the diagonal matrix element for the Red ( $R$ ) fermion, the function  $\varepsilon_G(\mathbf{k}) = \varepsilon(\mathbf{k})$  represents the diagonal matrix element for the Green ( $G$ ) fermion, and the function  $\varepsilon_B(\mathbf{k}) = \varepsilon(\mathbf{k}) + h_z(\mathbf{k}) + b_z$  represents the diagonal matrix element for the Blue ( $B$ ) fermion,

In second-quantized notation, the independent particle Hamiltonian is

$$\hat{H}_{\text{IP}} = \sum_{\mathbf{k}} \mathbf{F}^\dagger(\mathbf{k})\mathbf{H}_{\text{IP}}(\mathbf{k})\mathbf{F}(\mathbf{k}) \quad (4)$$

where the spinor operator is  $\mathbf{F}^\dagger(\mathbf{k}) = [f_R^\dagger(\mathbf{k}), f_G^\dagger(\mathbf{k}), f_B^\dagger(\mathbf{k})]$ , with  $f_c^\dagger(\mathbf{k})$  creating a fermion with momentum  $\mathbf{k} - \mathbf{k}_c$  in internal color state  $c = \{R, G, B\}$ . In order to bring the independent particle Hamiltonian matrix into a diagonal form, we introduce next a mixed-color representation.

## B. Mixed color representation

The Hamiltonian matrix  $\mathbf{H}_{\text{IP}}(\mathbf{k})$  is diagonalized via the rotation  $\Phi(\mathbf{k}) = \mathbf{R}(\mathbf{k})\mathbf{F}(\mathbf{k})$ , where the rotation matrix  $\mathbf{R}(\mathbf{k})$  satisfies the unitarity condition  $\mathbf{R}^\dagger(\mathbf{k})\mathbf{R}(\mathbf{k}) = \mathbf{1}$ . The spinor  $\Phi(\mathbf{k})$  represents the basis of independent particle eigenstates, whose elements are expressed as linear combinations of the elements of spinor  $\mathbf{F}(\mathbf{k})$  in the original color basis via the rotation matrix

$$\mathbf{R}(\mathbf{k}) = \begin{pmatrix} R_{\uparrow R}(\mathbf{k}) & R_{\uparrow G}(\mathbf{k}) & R_{\uparrow B}(\mathbf{k}) \\ R_{0R}(\mathbf{k}) & R_{0G}(\mathbf{k}) & R_{0B}(\mathbf{k}) \\ R_{\downarrow R}(\mathbf{k}) & R_{\downarrow G}(\mathbf{k}) & R_{\downarrow B}(\mathbf{k}) \end{pmatrix}, \quad (5)$$

where the normalization condition  $\sum_c |R_{\alpha c}(\mathbf{k})|^2 = 1$  for each row guarantees the unitarity of  $\mathbf{R}(\mathbf{k})$ .

In this case, the independent particle Hamiltonian becomes

$$\hat{H}_{\text{IP}} = \sum_{\mathbf{k}} \Phi^\dagger(\mathbf{k}) \mathbf{H}_{\text{M}}(\mathbf{k}) \Phi(\mathbf{k}), \quad (6)$$

where the spinor representing the diagonal basis is  $\Phi^\dagger(\mathbf{k}) = [\phi_{\uparrow}^\dagger(\mathbf{k}), \phi_0^\dagger(\mathbf{k}), \phi_{\downarrow}^\dagger(\mathbf{k})]$ , with  $\phi_\alpha^\dagger(\mathbf{k})$  being the creation operator of a fermion with eigenenergy  $\mathcal{E}_\alpha(\mathbf{k})$  and mixed-color label  $\alpha = \{\uparrow, 0, \downarrow\}$ . The Hamiltonian matrix in diagonal form is

$$\mathbf{H}_{\text{M}}(\mathbf{k}) = \mathbf{R}(\mathbf{k}) \mathbf{H}_{\text{IP}}(\mathbf{k}) \mathbf{R}^\dagger(\mathbf{k}) \quad (7)$$

with matrix elements  $[\mathbf{H}_{\text{M}}]_{\alpha\beta}(\mathbf{k}) = \mathcal{E}_\alpha(\mathbf{k})\delta_{\alpha\beta}$ , where  $\mathcal{E}_\alpha(\mathbf{k})$  are the eigenvalues of the matrix  $\mathbf{H}_{\text{IP}}(\mathbf{k})$  shown in Eqs. (2) and (3). Finally, the independent particle Hamiltonian in the mixed-color basis is simply written as

$$\hat{H}_{\text{IP}} = \sum_{\mathbf{k}} \mathcal{E}_\alpha(\mathbf{k}) \phi_\alpha^\dagger(\mathbf{k}) \phi_\alpha(\mathbf{k}), \quad (8)$$

where the mixed-color operator  $\phi_\alpha(\mathbf{k})$  is written as a linear combination of the color operators  $f_c(\mathbf{k})$  via the matrix elements  $R_{\alpha c}(\mathbf{k})$ , that is,  $\phi_\alpha(\mathbf{k}) = \sum_c R_{\alpha c}(\mathbf{k}) f_c(\mathbf{k})$ . This is the general structure of eigenenergies and eigenstates of a system of independent colored particles in the presence of color-flip and color-orbit fields. Next, we discuss a couple of simple limits and a specific example of this eigensystem.

## C. Independent particle spectrum

We discuss first the independent particle eigenenergies in the limit where the quadratic color-shift term is zero, that is,  $b_z = 0$  or  $\eta = k_T^2/(2m)$ , the eigenvalues of  $\hat{H}_{\text{IP}}$  have the simple form

$$\mathcal{E}_\alpha(\mathbf{k}) = \varepsilon(\mathbf{k}) - m_\alpha |h_{\text{eff}}(\mathbf{k})|, \quad (9)$$

where the effective *magnetic* field magnitude is  $|h_{\text{eff}}(\mathbf{k})| = \sqrt{h_x^2(\mathbf{k}) + h_z^2(\mathbf{k})}$ , and  $m_\uparrow = +1$ ,  $m_0 = 0$ , and  $m_\downarrow = -1$ .

In this case, the independent particle Hamiltonian  $\hat{H}_{\text{IP}}$  describes simply a pseudo-spin 1 system in the presence of the effective external field  $\mathbf{h}_{\text{eff}}(\mathbf{k}) = [h_x(\mathbf{k}), 0, h_z(\mathbf{k})]$ .

The connection between the more general color problem discussed so far (with  $b_z \neq 0$ ,  $\eta \neq 0$  and  $\delta \neq 0$ ) and that of quantum chromodynamics is better made in the limiting case where  $b_z = k_T^2/(2m)$ ,  $\eta = 0$  and  $\delta = 0$ . In this situation the kinetic energies of the Red, Green and Blue states are respectively  $\varepsilon_R(\mathbf{k}) = \varepsilon(\mathbf{k} - \mathbf{k}_T)$ ,  $\varepsilon_G(\mathbf{k}) = \varepsilon(\mathbf{k})$ ,  $\varepsilon_B(\mathbf{k}) = \varepsilon(\mathbf{k} + \mathbf{k}_T)$ , indicating that the Blue states are shifted towards negative momenta along the x direction, while the Red states are shifted towards positive momenta along the x direction, since  $\mathbf{k}_T = k_T \hat{\mathbf{x}}$ . In the limit where there is no color-orbit coupling, that is  $k_T = 0$ , it is clear that the three kinetic energies are identical  $\varepsilon_R(\mathbf{k}) = \varepsilon_G(\mathbf{k}) = \varepsilon_B(\mathbf{k}) = \varepsilon(\mathbf{k})$ . These two situations are illustrated in Fig. 1.

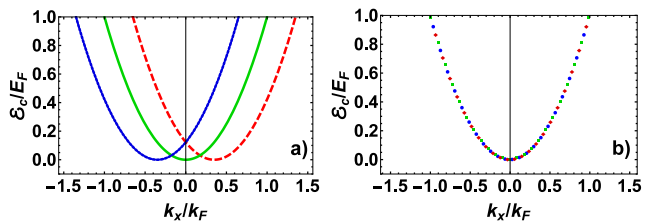


FIG. 1: (color online) Energy dispersions  $\varepsilon_c(\mathbf{k})$  for Red ( $R$ ), Green ( $G$ ) and Blue ( $B$ ) states versus momentum along the  $k_x$  direction, for parameters  $b_z = k_T^2/(2m)$  ( $\eta = 0$ ) and  $\delta = 0$ . The momentum transfer in a) is  $k_T = 0.35k_F$  and in b) is  $k_T = 0$ . The dashed red curve describes the  $R$  states, solid green curve describes the  $G$  states, and the dotted blue curve describes the  $B$  states. Notice that the Red dispersion is shifted to the right, the Green dispersion has no shift, and the Blue dispersion is shifted to the left when  $k_T \neq 0$ , but that all dispersions are identical when  $k_T = 0$ .

From now on, in addition to setting  $\eta = 0$  with  $b_z = k_T^2/(2m)$ , we will also set the detuning  $\delta$  to zero, leading to  $h_z(\mathbf{k}) = 2k_T k_x/(2m)$ . This case is chosen to simplify the number of parameters involved, given that the problem of color superfluidity in the presence of color-orbit coupling and color-flip fields is sufficiently novel, and thus there is no need to make matters more complex than they need to be. In passing, we mention that the case of finite detuning ( $\delta \neq 0$ ) is also very rich given that parity is not conserved, thus affecting the normal state and superfluid phases that emerge, as well as their topological properties.

Throughout the text, the energy scale that we use is the Fermi energy  $E_F = k_F^2/(2m)$ , where  $k_F = (2\pi^2 n)^{1/3}$ , is the Fermi momentum defined from total density of fermions  $n = 3k_F^3/(6\pi^2)$ , where the factor of 3 reflects the three colors  $\{R, G, B\}$ . The same kinetic energies  $\varepsilon(\mathbf{k}) = \mathbf{k}^2/(2m)$  are used here for all internal color states, since our momentum ( $k_F$ ) and energy ( $E_F$ ) units are fixed by setting the parameters  $\eta, k_T, \Omega$  and  $\delta$  to zero.

In Fig. 2, we show plots of eigenvalues  $\mathcal{E}_\alpha(\mathbf{k})$  versus momentum  $(k_x, k_y)$  with  $k_z = 0$ , for fixed momentum

transfer  $k_T = 0.35k_F$ , zero detuning  $\delta = 0$ , and quadratic color-shift  $b_z = k_T^2/(2m)$  ( $\eta = 0$ ). In Fig. 2a, we show the case where the color flip term is small ( $\Omega = 0.01E_F$ ) where single, double and triple minima are shown in the upper, middle and lower eigenenergies, respectively. In Fig. 2b, we show the case where the Rabi frequency (color-flip term) is sufficiently large  $\Omega = 0.2E_F$ , such that the upper, middle and lower eigenenergies have only a single minimum. The presence of color-orbit ( $k_T \neq 0$ ) and color-flip ( $\Omega \neq 0$ ) fields lift the degeneracy of the color states  $\{R, G, B\}$ , which are assumed to have the same dispersion  $\varepsilon(\mathbf{k}) = \mathbf{k}^2/(2m)$  when  $k_T = 0$ ,  $\Omega = 0$ , and  $\eta = 0$ . For a fixed color-orbit coupling  $k_T = \gamma k_F$ , we can estimate when the three minima in the lower mixed-color band disappear by comparing the energy of the crossing point between the Red and Green or Green and Blue energy dispersions. The crossing points occur at momenta  $k_x = \pm k_T/2 = \pm(\gamma/2)k_F$ , so when  $\Omega \sim (k_T/2)^2/(2m) = (\gamma^2/4)E_F$ , the three minima of the lowest mixed-color band coalesce into one. The two minima in the middle mixed-color band become a single one, when the color-flip field  $\Omega$  is of the order of the energy difference between the crossing points between Red-Blue bands and Red-Green or Green-Blue bands, that is, when  $\Omega \sim [k_T^2/(2m) - (k_T/2)^2/(2m)] = (3\gamma^2/4)E_F$ . For the specific case of  $k_T = 0.35k_F$ , the three minima of the lowest mixed-color band disappear when  $\Omega \sim 0.03E_F$  and the two minima of the middle mixed-color band disappear when  $\Omega \sim 0.09E_F$ , therefore in Fig. 2b, where  $\Omega = 0.2E_F$ , each one of the three mixed-color bands have a single minimum.

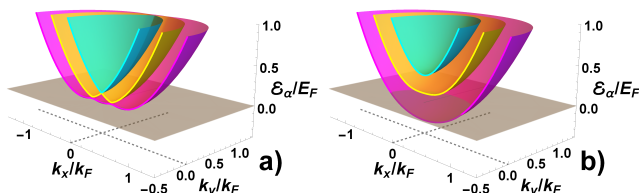


FIG. 2: (color online) Three dimensional plots of the mixed-color eigenvalues  $\mathcal{E}_\alpha(\mathbf{k})$  versus  $(k_x, k_y)$  with  $k_z = 0$ , when the quadratic color-shift is  $b_z = k_T^2/(2m)$  ( $\eta = 0$ ) and the color-orbit coupling momentum transfer is  $k_T = 0.35k_F$ . In a) the color-flip field is  $\Omega = 0.01E_F$ , where the lower band (magenta) has three minima, the middle band (yellow) has two minima, and the upper band (cyan) has one minimum. In b) the color-flip field is  $\Omega = 0.2E_F$ , where all three bands (lower, middle, upper) have a single minimum.

Now that we analysed the independent particle Hamiltonian for three-color fermions in the presence of color-orbit and color-flip fields, we are ready to discuss next the effects of interactions.

#### D. Interaction Hamiltonian

We begin our discussion of the effects of interactions between different color states in cold atoms by recall-

ing that gluons are the mediators of quark-quark interactions in the color superconductivity problem encountered in quantum chromodynamics (QCD). Therefore, due to their dynamical nature, the interactions between quarks have a finite range contribution, and cannot be assumed to be zero-ranged. However, the situation encountered in cold atoms is simpler than in QCD, because the atomic fermions interact essentially via zero-ranged forces.

The interactions between different color states of cold fermions are essentially zero-ranged and attractive  $-g_{cc'}\delta(\mathbf{r}-\mathbf{r}')$  of strength  $g_{cc'} > 0$ , between internal states with different colors only, that is,  $c \neq c'$ . The use of contact (zero-ranged) interactions really means that the interaction range  $R_{cc'}$  is much smaller than the interparticle distance  $k_F^{-1}$ , which is indeed the situation encountered experimentally in ultra-cold fermions, since these atoms are neutral.

Experimentally, interactions between atoms in different color (internal) states occur predominantly in the s-wave channel at low temperatures. Thus, we consider only interactions between the Red-Green ( $g_{RG}$ ), Red-Blue ( $g_{RB}$ ) and Green-Blue ( $g_{GB}$ ) states to be non-zero, while all the Red-Red, Green-Green and Blue-Blue interactions are negligible, that is,  $g_{RR} = g_{GG} = g_{BB} = 0$ . However, within the set of s-wave interactions, we could still have different interaction parameters, that is,  $g_{RG} \neq g_{RB} \neq g_{GB}$ . The zero-ranged nature of the interactions between colored fermions allows us to describe our system in terms of s-wave scattering lengths  $a_{s,cc'}$  between different colors, as we shall see later.

In momentum coordinates, the interaction part of the Hamiltonian has the structure

$$\hat{H}_{\text{INT}} = -\frac{1}{V} \sum_{\mathbf{Q}, \{c \neq c'\}} g_{cc'} a_{cc'}^\dagger(\mathbf{Q}) a_{cc'}(\mathbf{Q}), \quad (10)$$

where the volume of space is  $V$ , the paired-colors creation operators are  $a_{cc'}^\dagger(\mathbf{Q}) = \sum_{\mathbf{k}} f_c^\dagger(\mathbf{k} + \mathbf{Q}/2) f_{c'}^\dagger(-\mathbf{k} - \mathbf{Q}/2)$ , with their center of mass momentum being  $\mathbf{Q}$ . Here, the operators  $f_c^\dagger(\mathbf{K})$  represent the creation of a fermion with color  $c = \{R, G, B\}$  and momentum  $\mathbf{K}$ . As we shall see soon, the expectation values of the operator  $a_{cc'}^\dagger(\mathbf{Q})$  in a superfluid state describe the emergence of Cooper pairs in the BCS regime, and of tightly-bound pairs in BEC limit at low temperatures. We note in passing that  $g_{cc'}$  has dimensions of energy times volume.

Having analysed the interactions between different colored fermions, we will discuss next the full Hamiltonian, including the addition of the chemical potential to describe thermodynamic states with fixed average number of particles.

#### E. Full Hamiltonian

The full Hamiltonian for a color superfluid with color-orbit coupling, color-flip fields and contact interactions

is

$$\hat{H} = \hat{H}_{\text{IP}} + \hat{H}_{\text{INT}} - \mu \hat{N}, \quad (11)$$

with  $\hat{N} = \sum_{\mathbf{c}, \mathbf{k}} f_c^\dagger(\mathbf{k}) f_c(\mathbf{k})$  representing the total number of colored fermions.

Having written the full Hamiltonian for the colored fermion problem with attractive interactions, we will discuss next the emergence of various color superfluid ground states, the nodal structure of their quasiparticle excitations and the low temperature phase diagram in the color-flip versus interaction parameter space for fixed color-orbit coupling.

## II. SADDLE-POINT APPROXIMATION

In order to study the emergence of color superfluidity in the presence of color-flip and color-orbit fields, we focus here on superfluid phases of paired states with zero center of mass momentum, that is,  $\mathbf{Q} = \mathbf{0}$ . Thus, the only relevant pairing operator is  $a_{cc'}^\dagger(\mathbf{0}) = \sum_{\mathbf{k}} f_c^\dagger(\mathbf{k}) f_{c'}^\dagger(-\mathbf{k})$ . This implies that the emerging superfluid states are uniform throughout the sample volume, as it is discussed next, when we introduce the saddle-point approximation. This approximation is known to give excellent results at low temperatures as it captures both the emergence of large Cooper pairs in the BCS region and the emergence of tightly bound pairs (two-body bound states) in the BEC regime [52].

### A. Order Parameter and reduced Hamiltonian

Considering only pairing with zero center-of-mass momentum ( $\mathbf{Q} = \mathbf{0}$ ), the order parameter for color superfluidity is defined by the tensor  $\Delta_{cc'} = -g_{cc'} \langle a_{cc'}(\mathbf{0}) \rangle / V$ , with color indices  $c \neq c'$  describing paired states  $RG$ ,  $RB$  and  $GB$ . Using a mean-field (saddle-point) approximation for the interaction term in Eq. (10) leads to the reduced Hamiltonian

$$\hat{H}_0 = \frac{1}{2} \sum_{\mathbf{k}} \mathbf{f}_N^\dagger(\mathbf{k}) \mathbf{H}_0(\mathbf{k}) \mathbf{f}_N(\mathbf{k}) + V \sum_{c \neq c'} \frac{|\Delta_{cc'}|^2}{g_{cc'}} + \mathcal{C}(\mu), \quad (12)$$

where the six-dimensional field operator  $\mathbf{f}_N^\dagger(\mathbf{k}) = [f_R^\dagger(\mathbf{k}), f_G^\dagger(\mathbf{k}), f_B^\dagger(\mathbf{k}), f_R(-\mathbf{k}), f_G(-\mathbf{k}), f_B(-\mathbf{k})]$ , represents a colored-Nambu spinor, while the term  $\mathcal{C}(\mu) = \frac{1}{2} \sum_{\mathbf{k}c} \xi_c(-\mathbf{k})$  contains the kinetic energy of colored fermions  $\xi_c(\mathbf{k}) = \varepsilon_c(\mathbf{k}) - \mu$ , which contributes to the ground state energy.

The saddle-point Hamiltonian matrix is

$$\mathbf{H}_0(\mathbf{k}) = \begin{pmatrix} \bar{\mathbf{H}}_{\text{IP}}(\mathbf{k}) & \Delta \\ \Delta^\dagger & -\bar{\mathbf{H}}_{\text{IP}}^*(-\mathbf{k}) \end{pmatrix}, \quad (13)$$

where the  $3 \times 3$  diagonal block matrix  $\bar{\mathbf{H}}_{\text{IP}}(\mathbf{k}) = \mathbf{H}_{\text{IP}}(\mathbf{k}) - \mu \mathbf{1}$  represents the independent particle Hamiltonian with

respect to the chemical potential  $\mu$  and the  $3 \times 3$  off-diagonal block matrix

$$\Delta = \begin{pmatrix} 0 & \Delta_{RG} & \Delta_{RB} \\ -\Delta_{RG} & 0 & \Delta_{GB} \\ -\Delta_{RB} & -\Delta_{GB} & 0 \end{pmatrix} \quad (14)$$

represents the order parameter tensor  $\Delta_{cc'}$ , which is clearly anti-symmetric since its transpose is equal to its negative  $\Delta^T = -\Delta$ , and thus traceless:  $\text{Tr}[\Delta] = 0$ .

The quasiparticle and quasihole excitation spectrum can be found by diagonalizing the matrix shown in Eq. (13) or via the determinant  $P(\omega) = \det[\omega \mathbf{1} - \mathbf{H}_0(\mathbf{k})]$ . The characteristic polynomial  $P(\omega) = \prod_j [\omega - E_j(\mathbf{k})]$  is of sixth degree, however, in the limit of zero detuning, where the color-shift field  $\delta = 0$ , we can use both quasiparticle-quasihole and parity symmetries to reduce  $P(\omega)$  to the bicubic polynomial  $P(\omega) = [\omega^2 - E_1^2(\mathbf{k})] [\omega^2 - E_2^2(\mathbf{k})] [\omega^2 - E_3^2(\mathbf{k})]$ , that can be solved analytically using Cardano's method [53]. We show explicit solutions for  $E_j(\mathbf{k})$  in section IV, but we warn the reader that the analytic solutions are not particularly illuminating.

In general, the six energy eigenvalues can be ordered as  $E_1(\mathbf{k}) > E_2(\mathbf{k}) > E_3(\mathbf{k}) > E_4(\mathbf{k}) > E_5(\mathbf{k}) > E_6(\mathbf{k})$ , and exhibit quasiparticle/quasihole symmetry in momentum space for any chosen value of the color-flip field (Rabi frequency)  $\Omega$  or color-shift field (detuning)  $\delta$ . In this case, we can choose quasiparticle/quasihole partners as follows:  $E_6(\mathbf{k}) = -E_1(-\mathbf{k})$ ,  $E_5(\mathbf{k}) = -E_2(-\mathbf{k})$  and  $E_4(\mathbf{k}) = -E_3(-\mathbf{k})$ . However, each eigenenergy  $E_j(\mathbf{k})$  has well defined parity only when the color-shift field (detuning) is zero, that is  $\delta = 0$ , in which case  $E_j(\mathbf{k}) = E_j(-\mathbf{k})$  is an even function of momentum  $\mathbf{k}$ .

Since the excitation spectrum  $E_j(\mathbf{k})$  depends explicitly on the order parameter tensor  $\Delta_{cc'}$  and the chemical potential  $\mu$ , we establish next self-consistency relations for both quantities at fixed total density of colored fermions.

### B. Self-consistency equations

The excitation spectrum  $E_j(\mathbf{k})$  is determined by solving for the values of the order parameter amplitudes  $\Delta_{RG}, \Delta_{RB}, \Delta_{GB}$  and the chemical potential  $\mu$  self-consistently. Starting from the thermodynamic potential  $\mathcal{Q}_0 = -T \ln \mathcal{Z}$ , where  $\mathcal{Z} = \int \Pi_c D [f_c^\dagger(\mathbf{k}), f_c(\mathbf{k})] \exp[-S]$  is the grand-canonical partition function and  $S$  is the action, we obtain the saddle point action to be

$$TS_0 = -\frac{1}{2} \sum_{n, \mathbf{k}} \mathbf{f}_N^\dagger(\mathbf{k}) \mathbf{G}^{-1} \mathbf{f}_N(\mathbf{k}) + V \sum_{c \neq c'} \frac{|\Delta_{cc'}|^2}{g_{cc'}} + \mathcal{C}(\mu),$$

where  $\mathbf{G}^{-1}(i\omega_n, \mathbf{k}) = [i\omega_n \mathbf{1} - \mathbf{H}_0(\mathbf{k})]$  is the inverse of the resolvent (Green) matrix  $\mathbf{G}(i\omega_n, \mathbf{k})$ . Here,  $\omega_n = (2n + 1)\pi T$  is the fermionic Matsubara frequency, and  $T$  is the temperature. Integration over the fermionic fields gives the saddle-point thermodynamic potential  $\mathcal{Q}_0 = \mathcal{A}_0 +$

$\mathcal{C}(\mu)$ , with

$$\mathcal{A}_0 = -\frac{T}{2} \sum_{\mathbf{k}} \sum_{j=1}^3 \ln \left\{ 2 + 2 \cosh \left[ \frac{E_j(\mathbf{k})}{T} \right] \right\} + V \sum_{c \neq c'} \frac{|\Delta_{cc'}|^2}{g_{cc'}} \quad (15)$$

where the sum over the index  $j$  is over quasiparticles only, that is ( $j = \{1, 2, 3\}$ ), given that we used the quasiparticle/quasihole symmetry described above.

Minimizing  $\mathcal{Q}_0$  with respect to  $\Delta_{cc'}^*$  via the condition  $\delta \mathcal{Q}_0 / \delta \Delta_{cc'}^* = 0$  leads to three order parameter equations

$$\frac{V}{g_{cc'}} \Delta_{cc'} = \frac{1}{2} \sum_{\mathbf{k}} \sum_{j=1}^3 \tanh \left( \frac{\beta E_j(\mathbf{k})}{2} \right) \frac{\partial E_j(\mathbf{k})}{\partial \Delta_{cc'}^*}, \quad (16)$$

for the available choices of  $\Delta_{cc'} = \{\Delta_{RG}, \Delta_{RB}, \Delta_{GB}\}$ , since  $c \neq c'$ . The total number of particles is fixed via the thermodynamic relation  $N = -\partial \mathcal{Q}_0 / \partial \mu|_{T,V}$  leading to the number equation

$$N = \frac{1}{2} \sum_{\mathbf{k}} \left[ \sum_{j=1}^3 \tanh \left( \frac{\beta E_j(\mathbf{k})}{2} \right) \frac{\partial E_j(\mathbf{k})}{\partial \mu} + 3 \right]. \quad (17)$$

In the current problem, we can only fix the total number of colored fermions, because for arbitrarily small color-flip field  $\Omega$  the number operator  $\hat{N}_c = \sum_{\mathbf{k}} f_c^\dagger(\mathbf{k}) f_c(\mathbf{k})$  for a given color  $c$  does not commute with the full Hamiltonian  $\hat{H}$  described in Eq. (11). For instance, the commutator of the independent particle Hamiltonian  $\hat{H}_{\text{IP}}$  and the color number operator  $\hat{N}_m$  for color  $m$  is  $[\hat{H}_{\text{IP}}, \hat{N}_m] = \sum_{\mathbf{k}, c} \{ [\mathbf{H}_{\text{IP}}]_{mc} f_c^\dagger(\mathbf{k}) f_m(\mathbf{k}) - [\mathbf{H}_{\text{IP}}]_{cm} f_m^\dagger(\mathbf{k}) f_c(\mathbf{k}) \}$ , which only vanishes if the matrix  $\mathbf{H}_{\text{IP}}$  is diagonal, that is, when the color-flip field that causes transitions between different color states is zero:  $h_x(\mathbf{k}) = 0$  (or  $\Omega = 0$ ).

Before solving the self-consistency equations derived above, we use the generalized Lippman-Schwinger relation  $V/g_{cc'} = -mV/(4\pi a_{s,cc'}) + \sum_{\mathbf{k}} (\varepsilon_c(\mathbf{k}) + \varepsilon_{c'}(\mathbf{k}))^{-1}$ , to express the bare coupling constant  $g_{cc'}$  in terms of the scattering length  $a_{s,cc'}$  in the absence of the color-orbit and color-flip fields, where we assume that the masses and the energy dispersions of all colored fermions are the same, that is, in this expression we take explicitly  $\varepsilon_c(\mathbf{k}) = \varepsilon_{c'}(\mathbf{k}) = \mathbf{k}^2/(2m)$ .

A more general case in the context of ultra-cold atoms corresponds to the situation where the interactions between different colors are not the same, that is,  $g_{RG} \neq g_{RB} \neq g_{GB}$ , which leads to different scattering lengths  $a_{RG} \neq a_{RB} \neq a_{GB}$ . This is indeed a more general situation, however, in fermionic isotopes of Ytterbium [11, 33], it is possible to select three internal atomic states such that the interactions are the same, that is,  $g_{RG} = g_{RB} = g_{GB} = g$ , which leads to  $a_{RG} = a_{RB} = a_{GB} = a_s$ , and to tune the scattering lengths via optical Feshbach resonances [54, 55]. Such techniques allow the explorations of deep connections to  $SU(3)$  symmetric interactions in context of color-superconductivity of quark-matter. Even the simpler case where  $g_{RG} = g_{GB} = 0$  and  $g_{RB} \neq 0$ ,

that is,  $a_{RG} = a_{GB} = 0$  and  $a_{RB} \neq 0$  has a connection to QCD, and it can be realized with three internal states of fermionic isotopes of Lithium, Potassium or Ytterbium [56].

In this work, we consider the case where s-wave interactions between different colors are exactly the same, that is,  $g_{RG} = g_{GB} = g_{RB} = g$ , but with  $g_{RR} = g_{GG} = g_{BB} = 0$ . This implies that the pairing amplitudes between fermions of different colors are also identical, that is,  $\Delta_{RG} = \Delta_{GB} = \Delta_{RB} = \Delta$ , while  $\Delta_{RR} = \Delta_{GG} = \Delta_{BB} = 0$ , such that the order parameter tensor  $\Delta_{cc'}$  is fully anti-symmetric and characterized by a single complex scalar  $\Delta$ , which is independent of momentum  $\mathbf{k}$ .

Before we present the phase diagram of colored fermions in the presence of color-orbit and color-flip fields, it is important to look first at the limit where both terms are zero, that is,  $h_z(\mathbf{k}) = 0$  ( $k_T = 0$  and  $\delta = 0$ ) as well as  $h_x(\mathbf{k}) = 0$  ( $\Omega = 0$ ). This limit serves as a reference and is discussed next.

### C. Zero color-flip and color-orbit coupling

In the limit where color-orbit and color-flip fields vanish the evolution of a color superfluid from the BCS to the BEC regime is relatively simple. The independent particle Hamiltonian matrix  $\mathbf{H}_{\text{IP}}(\mathbf{k})$  defined in Eq. (3) simplifies dramatically, since  $h_z(\mathbf{k}) = 0$  ( $k_T = 0$  and  $\delta = 0$ ) and  $h_x(\mathbf{k}) = 0$  ( $\Omega = 0$ ), making  $\mathbf{H}_{\text{IP}}(\mathbf{k})$  diagonal and proportional to the unit matrix  $\mathbf{1}$ , that is,  $\mathbf{H}_{\text{IP}}(\mathbf{k}) = \varepsilon(\mathbf{k})\mathbf{1}$ , with  $\varepsilon(\mathbf{k}) = \mathbf{k}^2/(2m)$ . This simplification makes the full Hamiltonian  $\hat{H}$  defined in Eq. (11) invariant under global  $U(3)$  rotations of the color states. This means that  $\hat{H}$  commutes with the nine generators of  $U(3)$ . Furthermore, it is possible to perform simultaneous global  $U(3)$  rotations in the independent particle  $\bar{\mathbf{H}}_{\text{IP}}(\mathbf{k}) = \mathbf{H}_{\text{IP}}(\mathbf{k}) - \mu\mathbf{1}$  and pairing  $\Delta$  sectors of the saddle point Hamiltonian matrix (13), such that the  $U(3)$ -rotated order parameter matrix  $\Delta_{U(3)}$  can be represented by a single complex scalar  $\Delta_{U(3)} = \Delta\sqrt{3}$ , with only two non-vanishing matrix entries, namely  $[\Delta_{U(3)}]_{13} = \Delta\sqrt{3}$ , and  $[\Delta_{U(3)}]_{31} = -\Delta\sqrt{3}$ .

In this limiting case, the quasiparticle spectrum is  $E_1(\mathbf{k}) = E_2(\mathbf{k}) = \sqrt{\xi^2(\mathbf{k}) + 3|\Delta|^2}$  and  $E_3(\mathbf{k}) = \xi(\mathbf{k})$ , where  $\xi(\mathbf{k}) = \mathbf{k}^2/(2m) - \mu$ , corresponding to a fully gapped superfluid with two degenerate quasiparticle states and a third quasiparticle state which is passive, that is, it represents free non-interacting fermions. This occurs, because of the underlying global  $U(3)$  symmetry, which allows rotations into a mixed color state, where only two mixed-colors are active in pairing, while the third one is passive. In this case, a standard BCS-to-BEC crossover occurs [16] similar to the standard case of two internal states [57], but with the added feature that the third passive band provides a Fermi surface when the chemical potential lies above its minimum, and no

Fermi surface when the chemical potential is below its minimum. This reference case is illustrated in the phase diagram shown in Fig. 3b when  $\Omega/E_F = 0$ .

However, when color-orbit and color-flip fields are present the explicit global  $U(3)$  symmetry of the full Hamiltonian  $\hat{H}$  in Eq. (11) is broken and all colors are involved in pairing, producing a complex excitation spectrum that allows also for exotic gapless quantum phases and phase transitions between them, instead of a smooth crossover. These aspects are discussed next.

#### D. Low temperature phase diagrams

When color-orbit and color-flip fields are present, the global  $U(3)$  symmetry is explicitly broken, and there is no longer an inert mixed-color band. This means that all mixed-color bands participate in pairing, and that the order parameter tensor in the mixed-color representation has no longer a single entry above the diagonal and a single entry below the diagonal. A detail analysis of the order parameter tensor in the mixed-color representation is performed in section III.

In order to obtain the phase diagram and classify the emergent superfluid and normal phases it is sufficient to analyse the quasiparticle/quasihole excitation spectrum  $E_j(\mathbf{k})$ , since all phases seen from  $\{R, G, B\}$  color basis have the same order parameter tensor  $\Delta_{c,c'}$  and share the same color-symmetry controlled by a single complex component  $\Delta$ . However, as the amplitude of  $\Delta$  and chemical potential  $\mu$  vary as a function of the color-flip field  $\Omega/E_F$  and interactions  $1/(k_F a_s)$  for fixed color-orbit fields, the nodal structure of the spectrum  $E_j(\mathbf{k})$  suffers dramatic changes in momentum space and Lifshitz-like transitions occur in the superfluid states.

In Fig. 3, we show the phase diagrams of color superfluids in the color-flip field  $\Omega/E_F$  versus interaction parameter  $1/(k_F a_s)$  plane. We consider only s-wave interactions between different colors and set the color-shift field to zero, that is, the detuning is set to zero  $\delta = 0$ , such that parity is preserved in the excitation spectrum. For Fig. 3a, the parameters are  $k_T = 0.35k_F$ ,  $b_z = k_T^2/(2m)$  ( $\eta = 0$ ) and for Fig. 3b, the parameters are  $k_T = 0$ ,  $b_z = 0$  ( $\eta = 0$ ). The contrast between the two figures is remarkable, indicating that the presence of color-orbit and color-flip couplings induce novel superfluids states as interactions are changed. The phases  $N1$ ,  $N2$  and  $N3$  correspond to the normal phases with one, two and three Fermi surfaces associated with the eigenvalues of  $\mathbf{H}_{IP}(\mathbf{k})$  and characterize the regime where the colored Fermi gas is degenerate. The lines separating these normal phases correspond to simple Lifshitz transitions [50].

The superfluid phases in Fig. 3a are labeled according to their nodal structure, which in the present case, correspond to rings of zero-energy quasiparticles representing the residual Fermi surface of the starting degenerate colored Fermi gas. In the presence of color-orbit and color-flip fields, the quasiparticle excitation energies

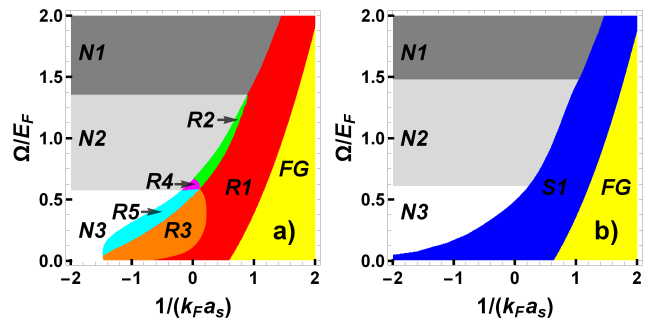


FIG. 3: Phase diagrams of color-flip field  $\Omega/E_F$  versus scattering parameter  $1/(k_F a_s)$  for non-zero quadratic color-shift  $b_z = k_T^2/2m$  ( $\eta = 0$ ) and two values color-orbit coupling controlled by momentum transfer  $k_T$ . The temperature is  $T/E_F = 0.01$ . In a)  $k_T = 0.35k_F$  and the superfluid phases are labelled according to the nodal structure of the quasiparticle excitation spectrum that the color-orbit coupling induces when the Rabi field  $\Omega/E_F$  is non-zero. The normal phases  $N1$ ,  $N2$ , and  $N3$  are labelled according to the number of Fermi surfaces they possess. The superfluid phases are labeled according to the number of nodal rings they possess ( $R1$ ,  $R2$ ,  $R3$ ,  $R4$ , and  $R5$ ). Phase transitions between various superfluid phases and between superfluid phases and normal states are continuous. In b)  $k_T = 0$  and the superfluid phases have either a fully nodal surface ( $S1$ ) or a fully gapped ( $FG$ ) phase. The fully nodal phase is reminiscent of the passive band when  $\Omega = 0$ , where only a crossover exist. The phase transition from the  $S1$  phase to the normal phases is discontinuous.

$E_1(\mathbf{k})$ ,  $E_2(\mathbf{k})$ , and  $E_3(\mathbf{k})$ , have more complex momentum dependence, but only  $E_3(\mathbf{k})$  can have zeros. The zeros of  $E_3(\mathbf{k})$  define the *loci* (points, lines or surfaces) in momentum space, where there is no energy cost to create quasiparticle excitations. The connectivity of these *loci* of zero energy can be used to classify the topologically distinct superfluid phases of colored fermions.

To analyse the phase diagram, we make use of the mixed color bands  $\mathcal{E}_\alpha(\mathbf{k})$  with  $\alpha = \{\uparrow, 0, \downarrow\}$ , as discussed in section IB. For definiteness, we fix first the color-flip coupling to  $\Omega/E_F = 0.29$ , in which case there are three mixed colored bands participating in pairing. As the scattering parameter  $1/(k_F a_s)$  increases a nodal phase  $R5$  with five rings, three in the outer  $\uparrow$ , one the middle  $0$ , and one in the inner  $\downarrow$  band, gives way to a nodal phase  $R3$  with three rings in the outer  $\uparrow$  band, where the two internal rings *annihilate* at finite momenta in the  $(0, k_y, k_z)$  plane. This leads to the opening of a gap at the  $R5/R3$  boundary, but residual node lines persist. An additional increase of the scattering parameter leads to the one ring  $R1$  phase in the outer  $\uparrow$  band, where the two other rings shrink to points at finite momenta along the  $(k_x, 0, 0)$  direction when the phase boundary  $R3/R1$  is reached. Finally, further increase in the scattering parameter transform the  $R1$  phase into a fully gapped  $FG$  phase with no nodal regions. A similar analysis can be done for different fixed values of  $\Omega/E_F$  and varying scattering parameter. An important observation is the



existence of a quintuple point, where the five superfluid phases  $R1$ ,  $R2$ ,  $R3$ ,  $R4$  and  $R5$  merge. The transitions between these topologically distinct superfluid phases are all continuous, therefore this quintuple point is also pentacritical. In Fig. 4, we plot the nodal structure of the  $N3$ ,  $R5$ ,  $R3$  and  $R1$  phases illustrated in the phase diagram of Fig. 3(a), for fixed value of  $\Omega/E_F = 0.29$  and varying scattering parameter  $1/(k_F a_s)$ .

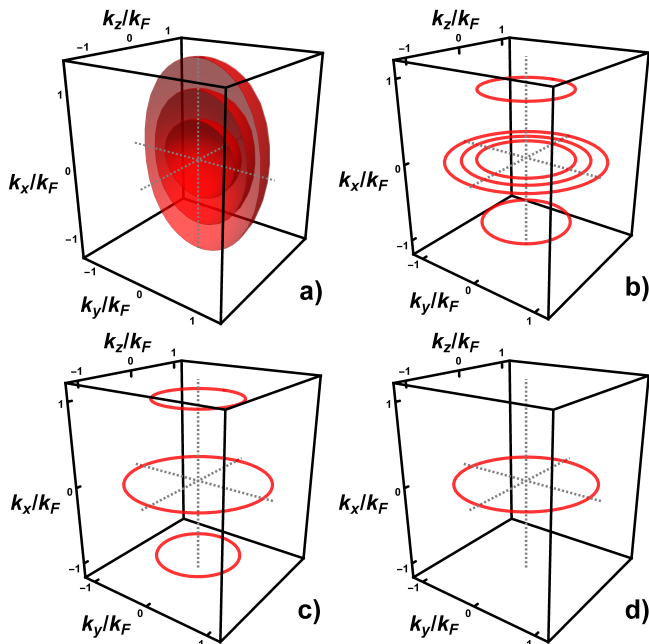


FIG. 4: (Color online) Nodal structure of the quasiparticle excitation spectrum for phases  $N3$ ,  $R5$ ,  $R3$  and  $R1$  with parameters  $\Omega = 0.29E_F$ ,  $k_T = 0.35k_F$ , and  $b_z = k_T^2/2m$  ( $\eta = 0$ ). a) Normal phase  $N3$  with three Fermi surfaces, where  $1/(k_F a_s) = -1.31$ ,  $\mu/E_F = 0.97$  and  $|\Delta| = 0$ ; b) Five-ringed superfluid phase  $R5$ , where  $1/(k_F a_s) = -1.03$ ,  $\mu/E_F = 0.97$ ,  $|\Delta|/E_F = 0.0056$ ; c) Three-ringed superfluid phase  $R3$ , where  $1/(k_F a_s) = -0.069$ ;  $\mu/E_F = 0.81$ ,  $|\Delta|/E_F = 0.31$ ; d) One-ringed superfluid phase  $R1$ , where  $1/(k_F a_s) = 0.62$ ,  $\mu/E_F = 0.19$ ,  $|\Delta|/E_F = 0.73$ .

The richness of the phase diagram in Fig. 3a should be contrasted with simplicity of that in Fig. 3b, where the color-orbit coupling parameter is set to zero, that is,  $k_T = 0$ . Indeed, in case of Fig. 3b the phase diagram is much simpler. When the color-orbit and color-flip couplings are zero, that is,  $k_T = 0$  and  $\Omega = 0$ , pairing occurs only between two mixed colors which produce a fully gapped superfluid, but the third mixed color is completely inert [16] and thus possesses the original Fermi surface for non-interacting fermions when the chemical potential lies above the minimum of the band. This situation corresponds to the line of  $\Omega/E_F = 0$  in Fig. 3b and describes standard BCS-BEC crossover physics, where the superfluid is always gapped as a function the interaction parameter  $1/(k_F a_s)$ .

However, when  $k_T$  is still zero, but the color-flip field  $\Omega$  is non-zero, extra mixing of colors occur and the inert

band becomes active. Nevertheless a single nodal surface continues to exist, as illustrated in the blue ( $S1$ ) region. For  $\Omega/E_F \neq 0$ , the quasi-particle dispersion  $E_3(\mathbf{k})$  is no longer identical to the independent particle energy  $\xi(\mathbf{k})$ , and the nodal structure of  $E_3(\mathbf{k})$  is completely isotropic in momentum space. Thus, for finite  $\Omega/E_F$ , there is a phase transition between a gapless superfluid with surface nodes ( $S1$ ) to a fully gapped ( $FG$ ) superfluid phase. For fixed  $\Omega/E_F$ , the line separating the  $S1$  and  $FG$  phases appears when the degeneracy between the lowest energy mixed color band  $\xi_{\uparrow}(\mathbf{k}) = \mathcal{E}_{\uparrow}(\mathbf{k}) - \mu$  and its counterpart  $-\xi_{\uparrow}(\mathbf{k})$  at  $\xi_{\uparrow}(\mathbf{k}) = 0$  is lifted by non-zero color-flip fields ( $\Omega \neq 0$ ). This occurs when the chemical potential  $\mu$  falls below the minimum value  $\min_{\mathbf{k}}\{\mathcal{E}_{\uparrow}(\mathbf{k})\}$ , when a full gap in the excitation spectrum  $E_3(\mathbf{k})$  emerges leading to the yellow ( $FG$ ) region in Fig. 3b. The quasi-particle bands  $E_1(\mathbf{k})$  and  $E_2(\mathbf{k})$  are always gapped in the present case.

In addition, when color-orbit coupling is zero ( $k_T = 0$ ), the transition from superfluid to normal phases is discontinuous (first order) at the low temperatures indicated in Fig. 3b and the phase boundary corresponds to the balancing of the color-flip (*magnetic*) energy  $h_x \chi_{xx} h_x / 2$ , where  $\chi_{xx}$  is the color-flip (*magnetic*) susceptibility, and the condensation energy of the superfluid  $\gamma |\Delta|^2$ . This leads to  $\Omega = |\Delta| \gamma / \chi_{xx}$  at the phase boundary, where the order parameter amplitude  $|\Delta|$  jumps discontinuously to zero. Such relation for color superfluids is a generalization of Clogston's result for Fermi superfluids paired with zero center of mass momentum in the singlet s-wave state of two spin-1/2 fermions [58].

Another important difference between phase diagrams illustrated in Figs. 3a and 3b concerns the limit when the color-flip field vanishes, that is, when  $\Omega \rightarrow 0$ . In Fig. 3a the color-orbit coupling is non-zero, that is,  $k_T \neq 0$ , meaning that the Red-color (R) band is shifted to the left, the Green-color (G) band remains in the same place, and the Blue-color (B) band is shifted to the right, as seen in Fig. 1. Given that s-wave interactions only lead to  $RG$ ,  $RB$  and  $GB$  pairs, this implies that pairing with zero center-of-mass momentum for  $RB$  pairs can occur without energy cost, but pairing with zero center-of-mass momentum for  $RG$  and  $GB$  pairs cost energy of an amount  $k_T^2/(2m) \pm k_x k_T / m$ . Therefore, even for zero color-flip fields ( $\Omega = 0$ ), a uniform zero center-of-mass superfluid phase is not favored until a critical value of the interaction parameter  $1/(k_F a_s)$  is reached. This is in sharp contrast with the case of two internal states, where the spin-orbit coupling shifts one band to the right and the other to the left and does not affect zero center-of-mass momentum pairing. This occurs because of the existence of a spin-gauge symmetry, which can be used to gauge away the momentum transfer  $k_T$  from the problem when  $\Omega = 0$ . The corresponding color-gauge symmetry for the color superfluid problem is broken, and thus a color-gauge symmetry does not exist even when  $\Omega = 0$ . This means that the cases of  $\Omega = 0$  with  $k_T = 0$  and with  $k_T \neq 0$  are not equivalent. Furthermore, while in the

two-state case uniform superfluidity is always present at zero temperature for any values of  $\Omega \neq 0$  and  $k_T \neq 0$  [46], in the color problem at hand this is not the case, because of the energy cost associated with pairing in the *RG* and *GB* channels, and thus normal states phases may be present at zero temperature.

Having discussed some general aspects of the phase diagram of color superfluids in the presence of color-orbit coupling and color-flip fields, we discuss next a few thermodynamic consequences involving the thermodynamic potential and the equation of state for the chemical potential.

### E. Thermodynamic potential

In the vicinity of the phase transition between the normal and superfluid phases, the thermodynamic potential in the superfluid phase  $\mathcal{Q}_0[\Delta, \Delta^*]$  can be expanded about the normal state value  $\mathcal{Q}_N$  as

$$\mathcal{Q}_0 = \mathcal{Q}_N + a|\Delta|^2 + \frac{b}{2}|\Delta|^4 + \frac{c}{3}|\Delta|^6. \quad (18)$$

The coefficients  $a, b, c$  and  $\mathcal{Q}_N$  depend on the microscopic parameters of the theory such as the color-flip field  $\Omega$ , the color-orbit momentum transfer  $k_T$ , and the scattering length  $a_s$ , as well as on thermodynamic parameters such as chemical potential  $\mu$  and temperature  $T$ . The coefficient  $c$  is found to be always positive in the range of parameters investigated, and that guarantees the stability of the Ginzburg-Landau expansion shown in Eq. (18).

In Fig. 5, all plots correspond to fixed temperature  $T/E_F = 0.01$  and color-flip field  $\Omega/E_F = 0.29$ . In Figs. 5a and 5b, we show the thermodynamic potential difference  $\delta\mathcal{Q} = \mathcal{Q}_0 - \mathcal{Q}_N$  for two values of scattering parameter  $1/(k_F a_s)$  slightly before and after the transition from the normal to the superfluid state. The difference  $\delta\mathcal{Q}$  is shown in units of  $NE_F$ , where  $N$  is the total particle number. In Fig. 5a (Fig. 5b), the color-orbit coupling momentum transfer is  $k_T/k_F = 0.35$  ( $k_T/k_F = 0$ ) and the transition from the normal phase to the superfluid phase is continuous (discontinuous), according to Landau's classification, as can be seen from the plot of  $\delta\mathcal{Q}$  versus  $|\Delta|/E_F$ . For the range of parameters investigated at temperature  $T/E_F = 0.01$  the phase transition between the normal and superfluid phase is always discontinuous for the case of  $k_T = 0$  and is always continuous for the case of  $k_T/k_F = 0.35$ . The order parameter amplitude  $|\Delta|/E_F$  versus scattering parameter  $1/(k_F a_s)$  are shown in Fig. 5c for  $k_T = 0$  and  $k_T/k_F = 0.35$ , and a clear discontinuity in  $|\Delta|/E_F$  occurs at the normal/superfluid phase boundary when  $k_T = 0$ , while  $|\Delta|/E_F$  reaches zero continuously when  $k_T/k_F = 0.35$ . In Fig. 5d, we show the chemical potential  $\mu/E_F$  for  $k_T/k_F = 0$ , and for  $k_T/k_F = 0.35$ . While for  $k_T/k_F = 0.35$ , the chemical potential  $\mu/E_F$  evolves smoothly with scattering parameter  $1/(k_F a_s)$ , by contrast, there is a discontinuous jump in  $\mu/E_F$  in the case

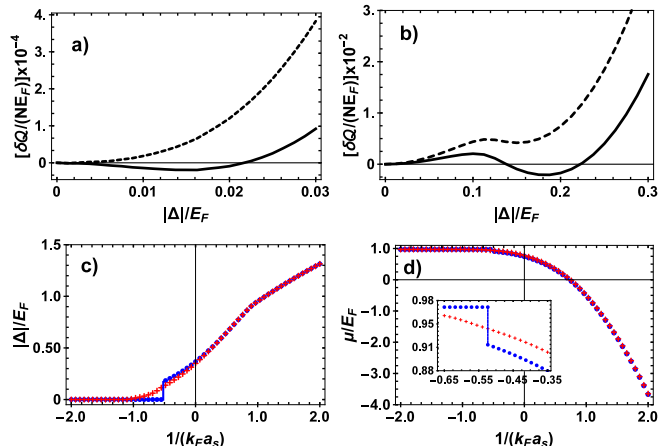


FIG. 5: (Color online) Difference  $\delta\mathcal{Q}$  between thermodynamic potentials of superfluid  $\mathcal{Q}_0$  and normal state  $\mathcal{Q}_N$  are shown in a) and b) at  $T/E_F = 0.01$  and  $\Omega/E_F = 0.29$ . In a)  $\delta\mathcal{Q}$  is shown for  $k_T/k_F = 0.35$ , the dashed line exhibits a global minimum at  $|\Delta| = 0$ , and describes the normal phase for parameter values  $1/(k_F a_s) = -1.17$  and  $\mu/E_F = 0.97$ . The solid line shows a global minimum at  $|\Delta|/E_F = 0.015$ , and describes a superfluid phase for parameter values  $1/(k_F a_s) = -0.97$  and  $\mu/E_F = 0.97$ . The transition from the superfluid to the normal state is continuous (second-order). In b)  $\delta\mathcal{Q}$  is shown for  $k_T/k_F = 0$ , the dashed line shows a global minimum at  $|\Delta| = 0$ , and describes the normal phase for parameter values  $1/(k_F a_s) = -0.62$  and  $\mu/E_F = 0.97$ . The solid line shows a global minimum at  $|\Delta|/E_F = 0.18$ , and describes a superfluid phase for parameter values  $1/(k_F a_s) = -0.48$  and  $\mu/E_F = 0.91$ . In c) and d) the curves with blue circles describe the case of zero color-orbit coupling ( $k_T = 0$ ) and the curves with red crosses describe the case with  $k_T \neq 0$ . In c) we show the order parameter amplitude  $|\Delta|/E_F$  versus scattering parameter  $1/(k_F a_s)$  for  $T/E_F = 0.01$  and  $\Omega/E_F = 0.29$ . In d) we show the chemical potential  $\mu/E_F$  versus scattering parameter  $1/(k_F a_s)$  for  $T/E_F = 0.01$  and  $\Omega/E_F = 0.29$ . Notice the discontinuous jumps in  $|\Delta|/E_F$  and  $\mu/E_F$  for the curves with blue circles at the transition from the superfluid to normal state.

of  $k_T/k_F = 0$ , as the phase boundary between the normal and superfluid states is crossed.

In order to investigate the existence of the Clogston limit, we analyse our system at the unitarity limit where the scattering parameter  $1/(k_F a_s) = 0$  and describe changes in the thermodynamic potential, order parameter amplitude  $|\Delta|/E_F$  and chemical potential  $\mu/E_F$  versus the color-flip parameter  $\Omega/E_F$ . In Fig. 6 we show the difference  $\delta\mathcal{Q}$  between thermodynamic potentials of superfluid  $\mathcal{Q}_0$  and normal state  $\mathcal{Q}_N$ .

The plots shown in Fig. 6 refer to the unitarity limit  $1/(k_F a_s) = 0$  at temperatures  $T/E_F = 0.01$ . In Fig. 6a, the thermodynamic potential difference  $\delta\mathcal{Q}$  is plotted for color-orbit coupling  $k_T = 0.35k_F$ : the solid line corresponds to parameters  $\Omega/E_F = 0.64$  and  $\mu/E_F = 0.81$ , while the dashed line corresponds to  $\Omega/E_F = 0.67$  and  $\mu/E_F = 0.79$ . In Fig. 6b,  $\delta\mathcal{Q}$  is plotted for color-orbit

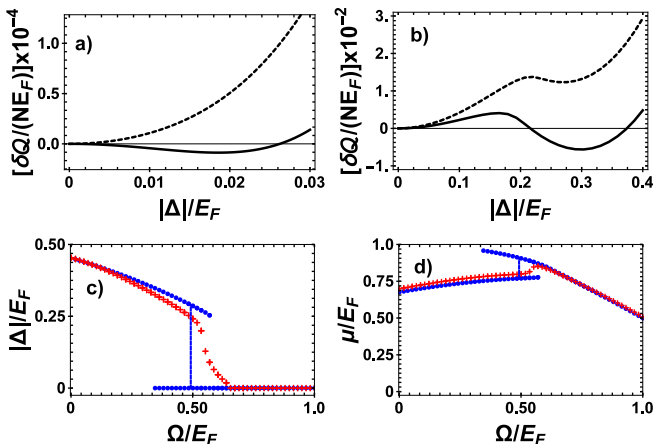


FIG. 6: (Color online) This figure refers to the unitarity limit  $1/(k_F a_s) = 0$  at temperatures  $T/E_F = 0.01$ . The difference  $\delta Q$  between thermodynamic potentials of superfluid  $Q_0$  and normal state  $Q_N$  is shown in a) and b). In a) the color-orbit coupling is  $k_T = 0.35k_F$ , the solid line corresponds to parameters  $\Omega/E_F = 0.64$  and  $\mu/E_F = 0.81$ , while the dashed line corresponds to  $\Omega/E_F = 0.67$  and  $\mu/E_F = 0.79$ . In b) the color-orbit coupling is  $k_T = 0$ , the solid line corresponds to parameters  $\Omega/E_F = 0.47$  and  $\mu/E_F = 0.77$ , while the dashed line corresponds to  $\Omega/E_F = 0.53$  and  $\mu/E_F = 0.77$ . In c) and d) the blue circles (red crosses) correspond to  $k_T/k_F = 0$  ( $k_T/k_F = 0.35$ ). In c) the order parameter amplitude  $|\Delta|/E_F$  versus  $\Omega/E_F$  is shown. In d) the chemical potential  $\mu/E_F$  versus  $\Omega/E_F$  is plotted. The vertical blue-solid lines indicate the location of the discontinuous transitions, and the end points of the lines of blue-circles show the hysteretic behavior in  $|\Delta|/E_F$  and  $\mu/E_F$  due to the existence of a metastable minimum in the thermodynamic potential shown in b).

coupling  $k_T = 0$ : the solid line corresponds to parameters  $\Omega/E_F = 0.47$  and  $\mu/E_F = 0.77$ , while the dashed line corresponds to  $\Omega/E_F = 0.53$  and  $\mu/E_F = 0.77$ . In Figs. 6c and d, the blue circles (red crosses) correspond to  $k_T/k_F = 0$  ( $k_T/k_F = 0.35$ ). In Fig. 6c, the order parameter amplitude  $|\Delta|/E_F$  versus  $\Omega/E_F$  is shown, and in Fig. 6d the chemical potential  $\mu/E_F$  versus  $\Omega/E_F$  is shown. Notice the hysteretic behaviour characteristic of discontinuous (first order) phase transitions when the color-orbit coupling is  $k_T/k_F = 0$ .

Two important effects are illustrated in the panels of Fig. 6. First, there is a well defined Clogston limit when the color-orbit coupling  $k_T/k_F = 0$  leading to a discontinuous (first order) transition from superfluid to normal phases. Second, when the color-orbit parameter  $k_T/k_F \neq 0$ , the standard Clogston limit is exceeded and the transition to the normal state becomes continuous (second-order). The discontinuous phase transition from superfluid to normal phases for zero color-orbit coupling ( $k_T/k_F = 0$ ) and finite color-flip field  $\Omega \neq 0$  becomes continuous for arbitrarily small  $k_T/k_F \ll 1$  and  $\Omega \neq 0$ , provided that a uniform superfluid is the stable ground state. The discontinuity in the order parameter  $|\Delta|/E_F$  at the phase boundary ceases to exist for arbi-

trarily small color-orbit coupling, suggesting that  $k_T/k_F$  is a microscopic parameter that controls the non-uniform convergence of  $|\Delta|/E_F$  versus the scattering parameter  $1/(k_F a_s)$  or versus the color-flip parameter  $\Omega/E_F$ .

The non-uniform convergence of  $|\Delta|/E_F$  is similar mathematically to the non-uniform convergence of the Fermi function, where only at zero temperature it develops a discontinuity as a function of momentum. In the present case, the physical origin of the non-uniform convergence is quite different. In our current problem, attractive interactions are assumed to occur only between different colors, such that pairing can only exist in the s-wave channel. Thus, in the strict case where color-orbit coupling is zero ( $k_T/k_F = 0$ ) there is a cost in color-flip energy associated with pairing and thus there is a Clogston limit even in the color problem at low temperatures. However, when a uniform superfluid solution is the ground state for  $k_T/k_F \neq 0$ , then higher-order angular momentum pairing is induced by the color-orbit coupling as suggested by the nodal structures shown in Fig. 4. Thus, pairing in the mixed-color states may occur not only in the singlet channel, but also in the triplet or quintet channels. This allows the color superfluid to respond to a color-flip field by simply rotating the triplet or quintet mixed-color state without breaking pairs, and thus beating the standard Clogston limit. An analysis of the order parameter in the mixed color basis is therefore important for a deeper understanding of the phase diagram obtained in Fig. 3.

Now that we have analysed a few thermodynamic properties of color superfluids, and characterized the transitions between the normal and superfluid states, we are ready to investigate in detail the structure of the order parameter in each one of the superfluid phases found.

### III. HAMILTONIAN IN MIXED COLOR BASIS

In order to understand in more detail the different superfluid phases that emerge, it is important to analyse the microscopic Hamiltonian in a mixed color basis that diagonalizes the independent particle Hamiltonian discussed in section I A.

The excitation spectrum and the momentum space topology of colored quasiparticles and quasiholes can be understood by writing the saddle-point Hamiltonian  $\mathbf{H}_0(\mathbf{k})$  defined Eq. (13) as

$$\tilde{\mathbf{H}}_0(\mathbf{k}) = \begin{pmatrix} \mathbf{H}_M(\mathbf{k}) & \Delta_M \\ \Delta_M^\dagger & -\mathbf{H}_M^*(-\mathbf{k}) \end{pmatrix} \quad (19)$$

in the mixed color basis. The matrix elements of  $\mathbf{H}_M(\mathbf{k})$  represent the mixed color energy bands, and are given by  $\mathbf{H}_{M,\alpha\beta}(\mathbf{k}) = \xi_\alpha(\mathbf{k})\delta_{\alpha\beta}$  with energies  $\xi_\alpha(\mathbf{k}) = \mathcal{E}_\alpha(\mathbf{k}) - \mu$  measured with respect to the chemical potential  $\mu$ . While the matrix elements of  $\Delta_M$  are  $\Delta_{M,\alpha\beta}(\mathbf{k}) = \Delta_{\alpha\beta}(\mathbf{k})$ , representing the order parameter tensor in the mixed color basis labeled by indices  $\{\alpha, \beta\} = \{\uparrow, 0, \downarrow\}$ . The elements

$\Delta_{\alpha\beta}(\mathbf{k})$  are strongly momentum *dependent* in sharp contrast to the elements  $\Delta_{cc'}(\mathbf{k})$  of the original matrix  $\Delta$ , defined in Eq. (14), which are *independent* of momentum. In order to elucidate the symmetry properties of fermion pairs, we analyse next the order parameter tensor in the mixed color basis.

### A. Order parameter in mixed color basis

The order parameter tensor in the mixed color basis can be written as

$$\Delta_{\alpha\beta}(\mathbf{k}) = R_{\alpha c}(\mathbf{k})\Delta_{cc'}R_{c'\beta}(-\mathbf{k}), \quad (20)$$

where Einstein's summation convention of repeated indices is understood and  $R_{\alpha c}(\mathbf{k})$  are matrix elements of the color mixing matrix  $\mathbf{R}(\mathbf{k})$  in Eq. (5), where the  $\alpha$  row elements  $\mathbf{R}_\alpha(\mathbf{k}) = [R_{\alpha R}(\mathbf{k}), R_{\alpha G}(\mathbf{k}), R_{\alpha B}(\mathbf{k})]$  are the eigenvectors of the independent particle Hamiltonian matrix  $\mathbf{H}_{\text{IP}}(\mathbf{k})$ . The order parameter matrix in the mixed color basis has the property  $\Delta_{\alpha\beta}(\mathbf{k}) = -\Delta_{\beta\alpha}(-\mathbf{k})$  due to Fermi statistics. Such condition ensures that the diagonal elements  $\Delta_{\alpha\alpha}(\mathbf{k})$  have odd parity, as required by the Pauli exclusion principle. However, in general, this is not sufficient to force the off-diagonal elements to have well defined parity.

In Fig. 7, we describe in detail the momentum dependence of the order parameter tensor along  $(k_x, 0, 0)$  in the mixed color basis (Figs. 7a and b), and in the total pseudo-spin basis (Figs. 7c and d) for parameters  $\Omega/E_F = 0.29$ ,  $k_T/k_F = 0.35$ ,  $b_z = k_T^2/(2m)$  ( $\eta = 0$ ). The order parameter tensor on either basis depends on momentum only along the  $k_x$  direction and is independent of momentum along  $k_y$  and  $k_z$ , due to the one dimensional nature of the color-orbit coupling. In Figs. 7a, b, c and d, we show only two cases. The first one corresponds to the  $R3$  phase with scattering parameter  $1/(k_F a_s) = -0.07$  ( $\mu/E_F = 0.81$  and  $|\Delta|/E_F = 0.31$ ) and the plots correspond to the vertical scale on the left. The second case corresponds to the  $R1$  phase with scattering parameter  $1/(k_F a_s) = 0.62$  ( $\mu/E_F = 0.19$  and  $|\Delta|/E_F = 0.73$ ) and the plots correspond to the vertical scale on the right.

In Fig. 7a, we show the momentum dependence of the diagonal components  $\Delta_{\alpha\alpha}(\mathbf{k})$  of the order parameter tensor in two cases. From these plots it is evident that the nodal structure of the order parameter tensor components  $\Delta_{\alpha\alpha}(\mathbf{k})$  is exactly the same for the  $R3$  and  $R1$  phases. The only difference between the two cases is the overall magnitude of the amplitude  $|\Delta|$  reflected in the two different scales. This implies that the nodal structure of the lowest quasiparticle band  $E_3(\mathbf{k})$  does not coincide with the nodal structure of the order parameter matrix elements  $\Delta_{\alpha\alpha}(\mathbf{k})$ . The solid blue curve describes  $\Delta_{\uparrow\uparrow}(\mathbf{k})$ , which has an f-wave character (three nodes); the dashed red curve describes  $\Delta_{00}(\mathbf{k})$ , which has a p-wave character (one node); the dot-dashed green curve describes  $\Delta_{\downarrow\downarrow}(\mathbf{k})$ , which also has a p-wave character (one node).

In Fig. 7b, we show the momentum dependence of the off-diagonal components  $\Delta_{\alpha\beta}(\mathbf{k})$  of the order parameter tensor, with  $\alpha \neq \beta$ , in two cases. From these plots it is also evident that the nodal structure of the order parameter tensor components  $\Delta_{\alpha\beta}(\mathbf{k})$  is exactly the same for the  $R3$  and  $R1$  phases. Again, the only difference between the two cases is the overall magnitude of the amplitude  $|\Delta|$ . As in the case of diagonal components, this implies that the nodal structure of the lowest quasiparticle band  $E_3(\mathbf{k})$  does not coincide with the nodal structure of the off-diagonal matrix elements  $\Delta_{\alpha\beta}(\mathbf{k})$ . The solid brown curve describes  $\Delta_{\uparrow 0}(\mathbf{k})$ , which has an f-wave character (two nodes and a discontinuous sign change); the dashed magenta curve describes  $\Delta_{\downarrow 0}(\mathbf{k})$ , which has a f-wave character (two nodes and a discontinuous sign change); the dot-dashed orange curve describes  $\Delta_{\uparrow\downarrow}(\mathbf{k})$ , which has a p-wave character (one node).

A very important property that emerges from Figs. 7a and b is that the order parameter tensor  $\Delta_{\alpha\beta}(\mathbf{k})$  for color superfluids (with three colors) is always an odd function of momentum  $\mathbf{k}$  when the one-dimensional color-orbit coupling  $h_z(\mathbf{k}) = 2k_T k_x/(2m)$  is present with zero color shift (detuning  $\delta = 0$ ), meaning that the condition  $\Delta_{\alpha\beta}(\mathbf{k}) = -\Delta_{\alpha\beta}(-\mathbf{k})$  is satisfied. The odd parity condition combined with the Fermi statistics property  $\Delta_{\alpha\beta}(\mathbf{k}) = -\Delta_{\beta\alpha}(-\mathbf{k})$  leads to a symmetric order parameter tensor  $\Delta_{\alpha\beta}(\mathbf{k}) = \Delta_{\beta\alpha}(\mathbf{k})$  under mixed color exchange  $\alpha \leftrightarrow \beta$ , when  $k_T \neq 0$ . Furthermore, the order parameter tensor is odd under reflection along the  $k_x$  direction, but even under reflections along the  $k_y$  and  $k_z$  directions.

As seen in Fig. 4c, the nodal structure of quasiparticle excitations in the  $R3$  phase is similar to that of the excitation spectrum of a fully spin-polarized triplet f-wave superfluid of spin-1/2 fermions with energy band  $\xi_{\mathbf{k}} = \mathbf{k}^2/(2m) - \mu$  and order parameter amplitude  $|\Delta_{\mathbf{k}}| = |a_f k_x^3 - a_p k_x|$ , with  $a_f$  and  $a_p$  being positive. In this case, the quasiparticle excitation spectrum is simply  $E(\mathbf{k}) = \sqrt{\xi_{\mathbf{k}}^2 + |\Delta_{\mathbf{k}}|^2}$ , and the nodes  $E_{\mathbf{k}}$  occur at the intersection of the surfaces  $\xi_{\mathbf{k}} = 0$  and  $|\Delta_{\mathbf{k}}| = 0$ . Since the zeros of the order parameter are located at  $k_x = 0$ , and  $k_x = \pm\sqrt{(a_p/a_f)}$ , and the zeros of  $\xi_{\mathbf{k}}$  are located at  $(k_y^2 + k_z^2)/(2m) = \mu - k_x^2/(2m)$ , the *loci* of zero quasiparticle energy has a three ring structure. Additionally, the nodal structure of quasiparticle excitations in the superfluid state  $R1$ , shown in Fig. 4d, is similar to that of a triplet p-wave superfluid of fully spin-polarized spin-1/2 fermions with order parameter amplitude  $|\Delta_{\mathbf{k}}| = |a_p k_x|$ . In this case, the nodes in  $E(\mathbf{k})$  occur at the intersection of the surfaces  $k_x = 0$  and  $(k_y^2 + k_z^2)/(2m) = \mu - k_x^2/(2m)$ , thus leading to a single ring nodal structure for the *loci* of zero quasiparticle energy. It is important to emphasize, though, that in the color problem the location of zeros of the quasiparticle band  $E_3(\mathbf{k})$  does not coincide with the simultaneous zeros of the order parameter tensor components  $\Delta_{\alpha\beta}(\mathbf{k}) = 0$  and band dispersions  $\xi_{\alpha}(\mathbf{k}) - \mu$ .

It is also important to compare the momentum dependence of the order parameter tensor  $\Delta_{\alpha\beta}(\mathbf{k})$  for the

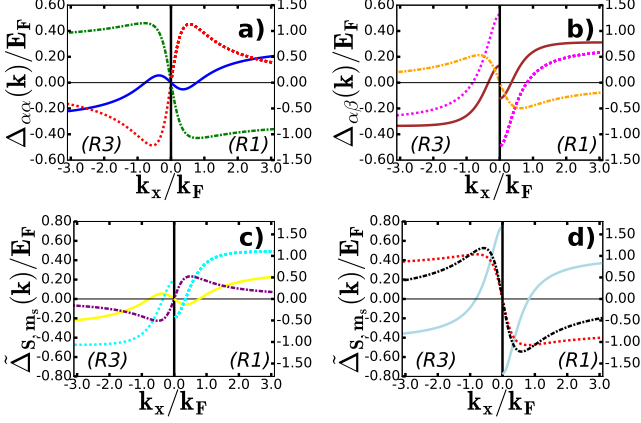


FIG. 7: (Color online) Plots of the components of the order parameter tensor  $\Delta_{\alpha\beta}(\mathbf{k})$  and  $\tilde{\Delta}_{Sm_s}(\mathbf{k})$  versus momentum  $(k_x, 0, 0)$  are shown in a,b and c,d respectively. We show plots for the R3 phase with scattering parameter  $1/(k_F a_s) = -0.07$  ( $\mu/E_F = 0.81$  and  $|\Delta|/E_F = 0.31$ ) corresponding to the vertical scale on the left. We also show plots for the R1 phase with scattering parameter  $1/(k_F a_s) = 0.62$  ( $\mu/E_F = 0.19$  and  $|\Delta|/E_F = 0.73$ ) corresponding to the vertical scale on the right. In a) the solid blue curve describes  $\Delta_{\uparrow\uparrow}(\mathbf{k})$ , the dashed red curve describes  $\Delta_{00}(\mathbf{k})$ , and the dot-dashed green curve describes  $\Delta_{\uparrow\downarrow}(\mathbf{k})$ . In b) the solid brown line represents  $\Delta_{\uparrow 0}(\mathbf{k})$ , the dashed magenta line represents  $\Delta_{\downarrow 0}(\mathbf{k})$ , the dot-dashed orange line represents  $\Delta_{\uparrow\downarrow}(\mathbf{k})$ . In c) the solid yellow curve corresponds to  $\tilde{\Delta}_{22}(\mathbf{k})$ , the dashed cyan curve corresponds to  $\tilde{\Delta}_{21}(\mathbf{k})$ , the dot-dashed purple curve corresponds to  $\tilde{\Delta}_{20}(\mathbf{k})$ . In d) the solid light-blue line indicates  $\tilde{\Delta}_{21}(\mathbf{k})$ , the dashed red line indicates  $\tilde{\Delta}_{22}(\mathbf{k})$ , the dot-dashed black line indicates  $\tilde{\Delta}_{00}(\mathbf{k})$ .

color problem with color-orbit and color-flip fields, and the corresponding spin-1/2 problem with spin-orbit and Zeeman fields [46]. As shown in Figs. 7a and b the momentum dependence of  $\Delta_{\alpha\beta}(\mathbf{k})$  shows higher angular momentum pairing in the color indices. It does so in a similar, but more complicated fashion in comparison to the spin-1/2 case [46], where the  $2 \times 2$  order parameter tensor  $\Delta_{\alpha\beta}(\mathbf{k})$  in the generalized helicity basis  $\{\uparrow, \downarrow\}$  acquires also a triplet component with dominant p-wave character. A particularly notable difference between the color case and the spin-1/2 case is that the order parameter tensor  $\Delta_{\alpha\beta}(\mathbf{k})$  is a symmetric tensor when both color-orbit and color-flip fields are non-zero, that is  $\Delta_{\alpha\beta}(\mathbf{k}) = \Delta_{\beta\alpha}(\mathbf{k})$ , while in the spin-1/2 the corresponding order parameter tensor  $\Delta_{\alpha\beta}(\mathbf{k})$  is neither anti-symmetric or symmetric, that is, the off-diagonal elements  $\Delta_{\uparrow\downarrow}(\mathbf{k})$  and  $\Delta_{\downarrow\uparrow}(\mathbf{k})$  are neither equal or opposite in sign. Therefore the order parameter tensor has symmetric components  $\Delta_{\uparrow\uparrow}(\mathbf{k})$ ,  $[\Delta_{\uparrow\downarrow}(\mathbf{k}) + \Delta_{\downarrow\uparrow}(\mathbf{k})]/2$ , and  $\Delta_{\downarrow\downarrow}(\mathbf{k})$ , corresponding to the triplet sector and an anti-symmetric component  $[\Delta_{\uparrow\downarrow}(\mathbf{k}) - \Delta_{\downarrow\uparrow}(\mathbf{k})]/2$ , corresponding to the singlet sector.

In the color problem discussed here, the tensor  $\Delta_{\alpha\beta}(\mathbf{k})$  is only antisymmetric when the color-orbit field  $h_z(\mathbf{k}) =$

$2k_T k_x / (2m)$  is zero, that is, the color-dependent momentum transfer  $k_T = 0$ . This jump from an antisymmetric tensor for zero color-orbit fields to a symmetric tensor for non-zero color-orbit fields, arises due to the absence of color-gauge symmetry associated with the three-color states even when the color-flip field is zero. This singular perturbation caused by the color-orbit field  $h_z(\mathbf{k})$  introduces only parity odd momentum dependences in the mixed color representation of the order parameter tensor, provided that the color shift field  $\delta = 0$ , as it is the case throughout this manuscript.

To highlight further the structure of the order parameter tensor in the color problem with color-flip and color-orbit fields, we discuss next its structure in the total pseudo-spin basis, where singlet, triplet and quintet sectors emerge in a similar fashion to the singlet and triplet sectors that arise for the order parameter tensor of spin-1/2 Fermi superfluids with spin-orbit coupling and Zeeman fields.

## B. Order parameter in the total pseudo-spin basis

In order to understand further the order parameter structure in the color problem, we also analyse it in the total pseudo-spin basis  $|S, m_s\rangle$  built from the colored mixed states  $\{|\uparrow\rangle, |0\rangle, |\downarrow\rangle\} \otimes \{|\uparrow\rangle, |0\rangle, |\downarrow\rangle\}$ . The order parameter tensor in the total pseudo-spin basis  $\tilde{\Delta}_{Sm_s}(\mathbf{k})$  can be separated into singlet, triplet and quintet sectors, and can be written as  $\tilde{\Delta}_{Sm_s}(\mathbf{k}) = M_{\alpha\beta}^{Sm_s} \Delta_{\alpha\beta}(\mathbf{k})$ , where  $M_{\alpha\beta}^{Sm_s}$  is a tensor whose elements represent generalized Clebsch-Gordan coefficients. The singlet sector is described by fermion pairs in the state  $|Sm_s\rangle = |00\rangle$  with order parameter element

$$\tilde{\Delta}_{00}(\mathbf{k}) = \frac{1}{\sqrt{3}}\Delta_{\uparrow\downarrow}(\mathbf{k}) - \frac{1}{\sqrt{3}}\Delta_{00}(\mathbf{k}) + \frac{1}{\sqrt{3}}\Delta_{\downarrow\uparrow}(\mathbf{k}),$$

while the triplet sector is characterized by fermions pairs in the states  $\{|Sm_s\rangle\} = \{|11\rangle, |10\rangle, |1\bar{1}\rangle\}$ , with order parameter elements

$$\begin{aligned} \tilde{\Delta}_{11}(\mathbf{k}) &= \frac{1}{\sqrt{2}}\Delta_{\uparrow 0}(\mathbf{k}) - \frac{1}{\sqrt{2}}\Delta_{0\uparrow}(\mathbf{k}), \\ \tilde{\Delta}_{10}(\mathbf{k}) &= \frac{1}{\sqrt{2}}\Delta_{\uparrow\downarrow}(\mathbf{k}) - \frac{1}{\sqrt{2}}\Delta_{\downarrow\uparrow}(\mathbf{k}), \\ \tilde{\Delta}_{1\bar{1}}(\mathbf{k}) &= \frac{1}{\sqrt{2}}\Delta_{0\downarrow}(\mathbf{k}) - \frac{1}{\sqrt{2}}\Delta_{\downarrow 0}(\mathbf{k}), \end{aligned}$$

where we used the notation  $\bar{1} = -1$ . Finally, the quintet sector is described by fermion pairs in states  $\{|Sm_s\rangle\} = \{|22\rangle, |21\rangle, |20\rangle, |2\bar{1}\rangle, |2\bar{2}\rangle\}$ , with order param-

eter elements

$$\begin{aligned}
\tilde{\Delta}_{22}(\mathbf{k}) &= \Delta_{\uparrow\uparrow}(\mathbf{k}), \\
\tilde{\Delta}_{21}(\mathbf{k}) &= \frac{1}{\sqrt{2}}\Delta_{\uparrow 0}(\mathbf{k}) + \frac{1}{\sqrt{2}}\Delta_{0\uparrow}(\mathbf{k}), \\
\tilde{\Delta}_{20}(\mathbf{k}) &= \frac{1}{\sqrt{6}}\Delta_{\uparrow\downarrow}(\mathbf{k}) + \sqrt{\frac{2}{3}}\Delta_{00}(\mathbf{k}) + \frac{1}{\sqrt{6}}\Delta_{\downarrow\uparrow}(\mathbf{k}), \\
\tilde{\Delta}_{2\bar{1}}(\mathbf{k}) &= \frac{1}{\sqrt{2}}\Delta_{0\downarrow}(\mathbf{k}) + \frac{1}{\sqrt{2}}\Delta_{\downarrow 0}(\mathbf{k}), \\
\tilde{\Delta}_{2\bar{2}}(\mathbf{k}) &= \Delta_{\downarrow\downarrow}(\mathbf{k}),
\end{aligned}$$

where we used the notation  $\tilde{m}_s = -m_s$ .

From the linear combinations given above, we can see that the order parameter components in the singlet and quintet sectors are symmetric with respect to mixed-color exchange, while those in the triplet sector are anti-symmetric with respect to mixed-color exchange. However, for non-zero color-orbit coupling and color-flip field, but zero color-shift ( $\delta = 0$ ), the tensor  $\Delta_{\alpha\beta}(\mathbf{k})$  is symmetric in mixed-color indices, and thus the only non-vanishing components of  $\tilde{\Delta}_{Sm_s}(\mathbf{k})$  occur in the singlet or quintet sectors, while all the components in the triplet sector vanish identically. In Figs. 7c and d, we show the non-vanishing components of  $\tilde{\Delta}_{Sm_s}(\mathbf{k})$ .

In Figs. 7c and d, the momentum dependences of the order parameter tensor  $\tilde{\Delta}_{Sm_s}(\mathbf{k})$  are the same for the R3 and R1 superfluid phases for fixed  $\Omega/E_F$  and different  $1/(k_F a_s)$ , but the overall magnitude is different. Again, this shows that the nodes in the quasiparticle band  $E_3(\mathbf{k})$  are not trivially related to the nodes of the order parameter tensor  $\tilde{\Delta}_{Sm_s}(\mathbf{k})$ . In Fig. 7c the solid yellow curve corresponds to  $\tilde{\Delta}_{22}(\mathbf{k})$ , the dashed cyan curve corresponds to  $\tilde{\Delta}_{21}(\mathbf{k})$ , the dot-dashed purple curve corresponds to  $\tilde{\Delta}_{20}(\mathbf{k})$ . Notice that  $\tilde{\Delta}_{22}(\mathbf{k})$  has an f-wave character (three nodes),  $\tilde{\Delta}_{21}(\mathbf{k})$  has also an f-wave character (two nodes and one discontinuous sign change), and  $\tilde{\Delta}_{20}(\mathbf{k})$  has a p-wave character (one node). In Fig. 7d the solid light-blue line indicates  $\tilde{\Delta}_{2\bar{1}}(\mathbf{k})$ , the dashed red line indicates  $\tilde{\Delta}_{2\bar{2}}(\mathbf{k})$ , the dot-dashed black line indicates  $\tilde{\Delta}_{00}(\mathbf{k})$ . Notice that  $\tilde{\Delta}_{2\bar{1}}(\mathbf{k})$  has an f-wave character (two nodes and a discontinuous sign change),  $\tilde{\Delta}_{2\bar{2}}(\mathbf{k})$  has a p-wave character (one node), and  $\tilde{\Delta}_{00}(\mathbf{k})$  has also a p-wave character (one node). Lastly, since the mixed-color order parameter tensor  $\Delta_{\alpha\beta}(\mathbf{k})$  is symmetric in  $\alpha \leftrightarrow \beta$ , the triplet sector tensor components  $\tilde{\Delta}_{1,1}(\mathbf{k})$ ,  $\tilde{\Delta}_{1,0}(\mathbf{k})$  and  $\tilde{\Delta}_{1,\bar{1}}(\mathbf{k})$  all vanish identically, and thus these components are not shown in Fig. 7.

In order to understand better color pairing phenomena and color superfluid phases, we discuss next spectroscopic properties, such as quasiparticle excitation spectrum obtained via pairing in the mixed-color basis, as well as momentum distributions and density of states of fermions in their original colors  $\{R, G, B\}$ .

## IV. SPECTROSCOPIC PROPERTIES

In this section, we discuss several spectroscopic properties of color superfluids in the presence of color-orbit coupling and color-flip fields. These spectroscopic properties can help characterize the different topological phases that emerge for fixed color-orbit coupling, but changing color-flip fields  $\Omega/E_F$  and interactions  $1/(k_F a_s)$ . We begin our discussion by analysing the quasiparticle and quasihole excitation spectrum.

### A. Quasiparticle energy spectrum

To investigate in detail the quasiparticle and quasihole excitation spectrum, it is easier to start from the Hamiltonian written in the mixed color basis  $\{\uparrow, 0, \downarrow\}$  as described in Eq. (19). In this case, the matrix  $\mathbf{H}_M(\mathbf{k})$  has only diagonal elements  $\{\xi_{\uparrow}(\mathbf{k}), \xi_0(\mathbf{k}), \xi_{\downarrow}(\mathbf{k})\}$  corresponding to mixed-color particle energies. Furthermore, the matrix  $-\mathbf{H}_M^*(-\mathbf{k})$  has also only diagonal elements  $\{-\xi_{\uparrow}(-\mathbf{k}), -\xi_0(-\mathbf{k}), -\xi_{\downarrow}(-\mathbf{k})\}$  corresponding to mixed-color hole energies. The matrices  $\Delta_M$  and  $\Delta_M^\dagger$  are characterized by the elements  $[\Delta_M]_{\alpha\beta} = \Delta_{\alpha\beta}(\mathbf{k})$  and  $[\Delta_M^\dagger]_{\alpha\beta} = \Delta_{\beta\alpha}^*(\mathbf{k})$ , which couple mixed-color bands with indices  $\{\alpha, \beta\} = \{\uparrow, 0, \downarrow\}$ , and thus tend to lift degeneracies between particle  $\xi_\alpha(\mathbf{k})$  and hole  $-\xi_\beta(-\mathbf{k})$  mixed-color bands.

The quasiparticle and quasihole excitation spectrum can be found analytically from the secular equation  $\det[\omega\mathbf{1} - \tilde{H}_0(\mathbf{k})] = 0$ . Notice that  $P(\omega) = \det[\omega\mathbf{1} - \tilde{H}_0(\mathbf{k})] = \prod_j [\omega - E_j(\mathbf{k})]$  is in general a polynomial of order six, and admits six eigenvalues  $E_j(\mathbf{k})$ , three of them with positive energy corresponding to quasiparticles, and three with negative energy corresponding to quasiholes. Since the eigenvalues of the Hamiltonian matrix are independent of the basis representation that is used, we recover the same eigenvalues as those from the direct diagonalization of the Hamiltonian matrix in the original color basis  $\{c, c'\} = \{R, G, B\}$ .

Recall that the Hamiltonian  $\tilde{H}_0(\mathbf{k})$  is particle-hole symmetric, implying that its eigenvalues  $E_j(\mathbf{k})$  satisfy the quasiparticle-quasihole symmetry  $E_j(\mathbf{k}) = -E_{7-j}(-\mathbf{k})$ , and in the case of zero color-shift field  $\delta = 0$ , where parity is a good quantum number, the eigenvalues are parity even satisfying the relation  $E_j(\mathbf{k}) = E_j(-\mathbf{k})$ . In this case, the characteristic polynomial becomes  $P(\omega) = a_0(\mathbf{k}) + a_2(\mathbf{k})\omega^2 + a_4(\mathbf{k})\omega^4 + \omega^6$ . The nodal structure can be found by setting  $\omega = 0$ , and coincides with the results for the original Hamiltonian matrix, that is  $a_0(\mathbf{k}) = 0$  leads to the same nodal structure previously obtained. At this point it is illustrative to compare the present situation in color Fermi superfluids with that of spin-1/2 Fermi superfluids, where the nodal structure in the quasiparticle energies is directly related to the nodal

structure of the  $2 \times 2$  order parameter tensor  $\Delta_{\alpha\beta}(\mathbf{k})$  or more precisely related to the nodal structure of  $\Delta_{Sm_s}(\mathbf{k})$  in the singlet and triplet sectors [46]. The situation for color Fermi superfluids is very different, given that the coefficient  $a_0(\mathbf{k})$  depends in a non-trivial way not only on the components of the  $\Delta_{\alpha\beta}(\mathbf{k})$ , but also on the eigenenergies  $\xi_\alpha(\mathbf{k})$  of the mixed color states  $\{\uparrow, 0, \downarrow\}$ .

Given that the Hamiltonian matrix  $\tilde{H}_0(\mathbf{k})$  is Hermitian, its eigenvalues are guaranteed to be real, so the discriminant  $\mathcal{D}$  of the cubic equation obtained with the substitution  $z = \omega^2$  is always non-positive, that is,  $\mathcal{D} \leq 0$ . The cubic equation obtained can be written as  $P_3(z) = c + bz + az^2 + z^3$ , where  $c = a_0(\mathbf{k})$ ,  $b = a_2(\mathbf{k})$  and  $a = a_4(\mathbf{k})$ , and can be solved exactly using the Cardano method [53]. The discriminant can be obtained from the auxiliary functions  $Q = (3b - a^2)/9$  and  $R = (9ab - 27c - 2a^3)/54$  as  $\mathcal{D} = Q^3 + R^2$ . If  $\mathcal{D} \leq 0$ , it is clear that  $Q^3 = \mathcal{D} - R^2$  is also negative, and thus both  $-Q^3$  and  $-Q$  are positive. If we let  $\cos(\theta) = R/\sqrt{-Q^3}$ , then the three real roots of  $P_3(z)$  are  $z_1 = 2\sqrt{-Q} \cos(\theta/3) - a/3$ ,  $z_2 = 2\sqrt{-Q} \cos[(\theta + 2\pi)/3] - a/3$ , and  $z_3 = 2\sqrt{-Q} \cos[(\theta + 4\pi)/3] - a/3$ . The three roots of the cubic polynomial  $P_3(z)$  correspond to the squares of the excitation energies  $E_j^2(\mathbf{k})$ , and thus lead to the six solutions  $E_j(\mathbf{k})$  that we are seeking. The positive energy solutions  $E_1(\mathbf{k}), E_2(\mathbf{k}), E_3(\mathbf{k})$  correspond to quasiparticle excitations and the negative energy solutions  $E_4(\mathbf{k}), E_5(\mathbf{k}), E_6(\mathbf{k})$  correspond to quasihole excitations. The analytic solutions for  $E_j(\mathbf{k})$  agree with the direct numerical diagonalization of either  $\mathbf{H}_0(\mathbf{k})$  in the color basis  $\{R, G, B\}$  defined in Eq. (13) or  $\tilde{\mathbf{H}}_0(\mathbf{k})$  in the mixed color basis  $\{\uparrow, 0, \downarrow\}$  defined in Eq. (19). However, the reader must agree that these analytic solutions are not particularly illuminating.

In order to understand the excitation spectrum obtained on physical grounds, it is more convenient to work in the mixed-color basis  $\{\uparrow, 0, \downarrow\}$ . The excitation spectra shown in Fig. 8 can be generically understood as resulting from the coupling of mixed-color particle states with energies  $\mathcal{E}_\alpha(\mathbf{k})$  and mixed-color hole states with energies  $-\mathcal{E}_\beta(-\mathbf{k})$  via the order parameter  $\Delta_{\alpha\beta}(\mathbf{k})$ . Thus, wherever the energies  $\mathcal{E}_\alpha(\mathbf{k})$  and  $-\mathcal{E}_\beta(-\mathbf{k})$  cross in momentum space, the order parameter matrix elements  $\Delta_{\alpha\beta}(\mathbf{k})$  can lift the degeneracies between the bands labeled by  $\alpha$  and  $\beta$  at the crossing *loci* (points, lines, surfaces) and impound additional momentum dependence.

In Fig. 8, we show representative quasiparticle and quasihole energies  $E_j(\mathbf{k})$  versus momentum  $\mathbf{k}$  in superfluid phases R3 and R1 for fixed parameters  $\Omega/E_F = 0.29$ ,  $k_T = 0.35k_F$ ,  $T/E_F = 0.01$ , and  $b_z = k_T^2/(2m)$ . The spectrum is sorted out such that  $E_1(\mathbf{k})$  is the highest energy and  $E_6(\mathbf{k})$  is the lowest energy for fixed  $\mathbf{k}$ . The blue curves correspond to  $E_1(\mathbf{k})$ , the red plots describe  $E_2(\mathbf{k})$ , the green lines show  $E_3(\mathbf{k})$ , the cyan curves correspond to  $E_4(\mathbf{k})$ , the brown plots describe  $E_5(\mathbf{k})$ , and the magenta lines show  $E_6(\mathbf{k})$ . The excitation spectrum  $E_j(\mathbf{k})$  has cylindrical symmetry around the  $k_x$  axis, and thus its momentum dependence  $(k_x, k_y, k_z)$  is

characterized only by the coordinates  $(k_x, k_\perp)$ , where  $k_\perp = \sqrt{k_y^2 + k_z^2}$  is the magnitude of momentum in the  $k_y k_z$  plane.

In Figs. 8a and b, we show  $E_j(\mathbf{k})$  versus  $(k_x, 0, 0)$  and  $(0, 0, k_z)$ , respectively, for the R3 phase with parameters  $1/(k_F a_s) = -0.069$  ( $\mu/E_F = 0.81$ ,  $|\Delta|/E_F = 0.31$ ). Notice, that only one ring of nodes is illustrated in Fig. 8b where  $k_x = 0$ , since the nodal points in  $k_z$  correspond to a ring of nodes in the  $(k_y, k_z)$  plane due to cylindrical symmetry. The other two rings of nodes for the R3 phase occur at characteristic values  $k_x = \pm k_x^* \neq 0$  and  $k_\perp = k_\perp^* \neq 0$  as found in Fig. 4c. The additional rings of the R3 phase are not seen in the spectrum shown in Fig. 8, because in Fig. 8a the magnitude of the momentum in the  $(k_y, k_z)$  plane is  $k_\perp = 0$  and in Fig. 8b the momentum along the  $k_x$  direction is  $k_x = 0$ .

In Figs. 8c and d, we show  $E_j(\mathbf{k})$  versus  $(k_x, 0, 0)$  and  $(0, 0, k_z)$ , respectively, for the R1 phase with parameters  $1/(k_F a_s) = 0.62$  ( $\mu/E_F = 0.19$ ,  $|\Delta|/E_F = 0.73$ ). The R1 phase has only one ring of nodes (see Fig. 4d), and this ring is illustrated in the spectrum shown in Fig. 8d, where  $k_x = 0$  and the nodal points in  $k_z$  also correspond to a ring of nodes in the  $(k_y, k_z)$  plane.

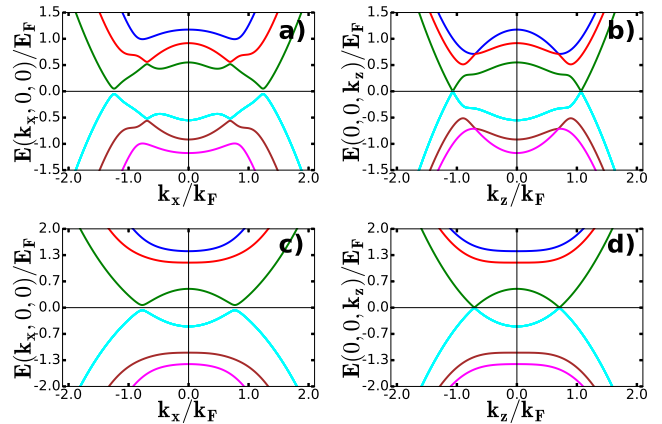


FIG. 8: (Color online) Quasiparticle and quasihole excitation spectra  $E_j(\mathbf{k})$  in superfluid phases R3 and R1 for fixed parameters  $\Omega/E_F = 0.29$ ,  $k_T = 0.35k_F$ ,  $T/E_F = 0.01$ , and  $b_z = k_T^2/(2m)$ . The color code for energies  $E_j(\mathbf{k})$  is:  $E_1(\mathbf{k})$  is blue,  $E_2(\mathbf{k})$  is red,  $E_3(\mathbf{k})$  is green,  $E_4(\mathbf{k})$  is cyan,  $E_5(\mathbf{k})$  is brown, and  $E_6(\mathbf{k})$  is magenta. In a) and b), we show  $E_j(\mathbf{k})$  versus  $(k_x, 0, 0)$  and  $(0, 0, k_z)$ , respectively, for the R3 phase with parameters  $1/(k_F a_s) = -0.069$  ( $\mu/E_F = 0.81$ ,  $|\Delta|/E_F = 0.31$ ). In c) and d), we show  $E_j(\mathbf{k})$  versus  $(k_x, 0, 0)$  and  $(0, 0, k_z)$ , respectively, for the R1 phase with parameters  $1/(k_F a_s) = 0.62$  ( $\mu/E_F = 0.19$ ,  $|\Delta|/E_F = 0.73$ ).

We would like to point out that photoemission spectroscopy has been already used to probe directly the elementary excitations and energy dispersion in a strongly interacting Fermi gas of  $^{40}\text{K}$  atoms with two internal states throughout the evolution from the BCS to the BEC limits [59], but without spin-orbit coupling or Zeeman fields. The use of the same technique for the color prob-

lem with  ${}^6\text{Li}$ ,  ${}^{40}\text{K}$  or  ${}^{173}\text{Yb}$  should reveal the rich nodal structure of the excitation spectrum when color-orbit and color-flip fields are present, and thus provide direct evidence of the various topological superfluid phases shown in the phase diagram of Fig. 3a.

In addition to measuring the quasiparticle dispersions, there are other auxiliary experiments than can help characterize the quantum phases found in the color problem. Therefore, we analyse next the momentum distribution  $n_c(\mathbf{k})$  for color states  $c = \{R, G, B\}$  as color-flip fields and interactions are changed for fixed color-orbit coupling.

## B. Momentum Distribution

The measurement of momentum distributions is an easy experiment to do in systems of cold-atoms, and it is routinely realized in atomic fermions and bosons. More recently these types of measurements have also been performed in ultracold fermions such as  ${}^{40}\text{K}$  with two internal states and spin-orbit coupling [38], as well as  ${}^{173}\text{Yb}$  with three or more internal states and spin-orbit orbit coupling [33].

Therefore, in this section, we describe how the momentum distribution  $n_c(\mathbf{k})$  for different color states  $c = \{R, G, B\}$  can be obtained directly from the resolvent operator

$$\hat{\mathbf{G}}(z) = [z\hat{\mathbf{I}} - \hat{\mathbf{H}}]^{-1}, \quad (21)$$

where  $z$  is a complex energy,  $\hat{\mathbf{I}}$  is the identity operator and  $\hat{\mathbf{H}}$  is the full Hamiltonian of the system. In the present case, the resolvent operator can be written in energy and momentum space as the  $6 \times 6$  matrix

$$\mathbf{G}_{\nu\nu'}(z, \mathbf{k}) = [z\mathbf{I} - \mathbf{H}_0(\mathbf{k})]_{\nu\nu'}^{-1}, \quad (22)$$

where  $\mathbf{H}_0(\mathbf{k})$  is the Hamiltonian matrix defined in Eq. (13) describing the color superfluid phases at low temperatures, and  $\{\nu, \nu'\}$  are Nambu color indices representing the states created by the six-dimensional colored-Nambu spinor  $\mathbf{f}_N^\dagger(\mathbf{k}) = [f_R^\dagger(\mathbf{k}), f_G^\dagger(\mathbf{k}), f_B^\dagger(\mathbf{k}), f_R(-\mathbf{k}), f_G(-\mathbf{k}), f_B(-\mathbf{k})]$ , which was defined in section II A.

Writing the eigenstates of the Hamiltonian matrix  $\mathbf{H}_0(\mathbf{k})$  as  $|j, \mathbf{k}\rangle = \mathbf{M}_{j\nu}(\mathbf{k})|\nu, \mathbf{k}\rangle$  in terms of the Nambu color states  $|\nu, \mathbf{k}\rangle$  and using the corresponding eigenvalues  $E_j(\mathbf{k})$ , leads to the Green's function matrix

$$\mathbf{G}_{\nu\nu'}(z, \mathbf{k}) = \sum_j \frac{M_{j\nu}(\mathbf{k})M_{\nu'j}^*(\mathbf{k})}{z - E_j(\mathbf{k})}. \quad (23)$$

The momentum distribution for color state  $c$  can be written as  $n_c(\mathbf{k}) = -T \sum_{i\omega_n} \mathbf{G}_{cc}(i\omega_n, \mathbf{k})$ , where  $\mathbf{G}_{cc}(i\omega_n, \mathbf{k})$  are the first three diagonal elements of  $\mathbf{G}_{\nu\nu'}(z = i\omega_n, \mathbf{k})$ , with  $T$  is the temperature and  $\omega_n = (2n + 1)\pi/T$  being the fermionic Matsubara frequencies. Performing the

Matsubara sums leads to the momentum distribution

$$n_c(\mathbf{k}) = \sum_j |M_{jc}(\mathbf{k})|^2 F[E_j(\mathbf{k})], \quad (24)$$

when the Matsubara sum is performed. The matrix element  $M_{jc}(\mathbf{k})$  represents the probability amplitude of finding the color state  $|c, \mathbf{k}\rangle$  as part of the eigenstate  $|j, \mathbf{k}\rangle$  and  $|M_{jc}(\mathbf{k})|^2 = \mathbf{M}_{jc}(\mathbf{k})\mathbf{M}_{cj}^*(\mathbf{k})$ . Here,  $F[E_j(\mathbf{k})]$  is the Fermi function associated with eigenenergy  $E_j(\mathbf{k})$ , and the summation over  $j$  includes both quasiparticle and quasi-hole states, and thus  $j$  runs from 1 to 6.

In Figs. 9a-d, we show momentum distributions  $n_c(\mathbf{k})$  for  $\Omega = 0.29E_F$ ,  $k_T = 0.35k_F$ ,  $b_z = k_T^2/(2m)$  and  $T = 0.01E_F$  that describe the normal phase  $N3$  in a) with scattering parameter  $1/(k_F a_s) = -1.8$  ( $\mu/E_F = 0.97$  and  $|\Delta|/E_F = 0.0$ ); the three-rings superfluid phase  $R3$  in b) with scattering parameter  $1/(k_F a_s) = -0.069$  ( $\mu/E_F = 0.81$  and  $|\Delta|/E_F = 0.31$ ); the one-ring superfluid phase  $R1$  in c) with scattering parameter  $1/(k_F a_s) = 0.62$  ( $\mu/E_F = 0.19$  and  $|\Delta|/E_F = 0.73$ ); the fully gapped superfluid phase  $FG$  in d) with scattering parameter  $1/(k_F a_s) = 1.8$  ( $\mu/E_F = -2.88$  and  $|\Delta|/E_F = 1.25$ ).

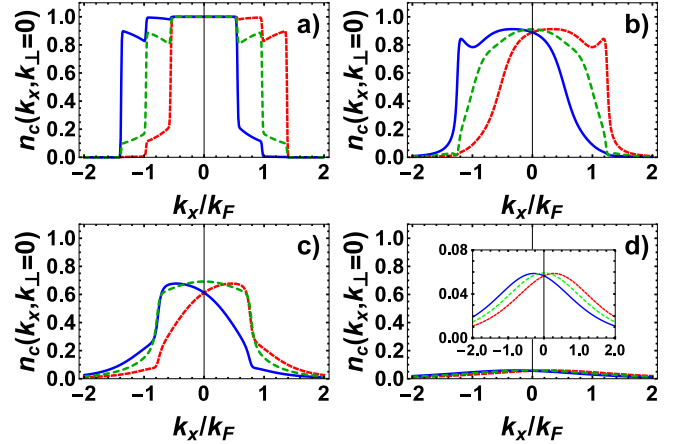


FIG. 9: (Color online) Momentum distributions  $n_c(\mathbf{k})$  for  $\Omega = 0.29E_F$ ,  $k_T = 0.35k_F$ ,  $b_z = k_T^2/(2m)$  and  $T = 0.01E_F$  along direction  $(k_x, 0, 0)$  for different color indices  $c = \{R, G, B\}$ . The solid blue lines correspond to Blue states, the long-dashed green lines to Green states, and the short-dashed red lines to Red states. In a) we show plots for the normal phase  $N3$  with scattering parameter  $1/(k_F a_s) = -1.8$  ( $\mu/E_F = 0.97$  and  $|\Delta|/E_F = 0.0$ ). In b) we show plots for the three-rings superfluid phase  $R3$  with scattering parameter  $1/(k_F a_s) = -0.069$  ( $\mu/E_F = 0.81$  and  $|\Delta|/E_F = 0.31$ ). In c) we show plots for the one-ring superfluid phase  $R1$  with scattering parameter  $1/(k_F a_s) = 0.62$  ( $\mu/E_F = 0.19$  and  $|\Delta|/E_F = 0.73$ ). In d) we show plots for the fully gapped superfluid phase  $FG$  with scattering parameter  $1/(k_F a_s) = 1.8$  ( $\mu/E_F = -2.88$  and  $|\Delta|/E_F = 1.25$ ).

A general key feature of the momentum distributions shown in Fig. 9 is that the distributions of Red fermions are shifted to the right (towards positive  $k_x$ ), and that of the Blue fermions are shifted to the left (towards negative  $k_x$ ), while the distribution of Green fermions re-



main centered at zero momentum. A second general feature revealed by the panels of Fig. 9 is that the momentum distributions get smeared and broadened along  $k_x$  by the emergence of order parameter of the superfluid state and by increasing scattering parameter. This leads to an overall reduction of the maximum values of the momentum distributions, making the fermionic system less degenerate, similarly to the case of two internal states, that is, the spin-1/2 case. Another important observation about Fig. 9 is that the momentum distributions  $n_R(\mathbf{k})$  of the Red ( $R$ ) states and  $n_B(\mathbf{k})$  of the Blue ( $B$ ) states satisfy the relation  $n_R(\mathbf{k}) = n_B(-\mathbf{k})$ , because the quasiparticle and quasihole energies are even functions of momentum  $E_j(-\mathbf{k}) = E_j(\mathbf{k})$  and the matrix elements  $M_{jR}(\mathbf{k}) = M_{jB}(-\mathbf{k})$ . The latter symmetry relation follows from the fact that the R and B states experience momentum shifts  $k_T$  in opposite directions.

In Fig. 10, we show the momentum distributions  $n_c(\mathbf{k})$  for zero color-orbit coupling  $k_T = 0$ , zero quadratic color-shift  $b_z = k_T^2/(2m) = 0$ , but for finite color-flip field  $\Omega/E_F = 0.29$  at  $T = 0.01E_F$ . The distributions are shown along direction  $(k_x, 0, 0)$  for different color indices  $c = \{R, G, B\}$  and can be contrasted with those of Fig. 9, where the color-orbit coupling is  $k_T = 0.35k_F$ . To facilitate comparison between Figs. 9 and 10, we use the same scattering parameters for corresponding panels. In a) we show plots for the normal phase  $N3$  with scattering parameter  $1/(k_F a_s) = -1.8$  ( $\mu/E_F = 0.97$  and  $|\Delta|/E_F = 0.0$ ). In b) we show plots for the superfluid phase  $S1$  with scattering parameter  $1/(k_F a_s) = -0.069$  ( $\mu/E_F = 0.78$  and  $|\Delta|/E_F = 0.33$ ). In c) we show plots for the superfluid phase  $S1$  with scattering parameter  $1/(k_F a_s) = 0.62$  ( $\mu/E_F = 0.17$  and  $|\Delta|/E_F = 0.73$ ). In d) we show plots for the fully gapped superfluid phase  $FG$  with scattering parameter  $1/(k_F a_s) = 1.8$  ( $\mu/E_F = -2.88$  and  $|\Delta|/E_F = 1.25$ ). Notice that the interaction parameters and color-flip fields are exactly the same as those of the corresponding panels in Fig. 9 and were chosen as such in order to illustrate the effect of the color-orbit coupling  $k_T$ .

Momentum distributions are relatively easy to measure experimentally in the case of two internal states, and there should be no additional difficulties in measuring them for the case of color states. However, it is important to emphasize that only measurements of the quasiparticle and quasihole excitation spectrum can identify fully each of the topological superfluid phases and their nodal structure, as discussed in section IV A.

A general feature of the momentum distributions shown in Fig. 10 is that the distributions of Red and Blue fermions are not shifted with respect to that of the Green fermions, because there is no color-orbit coupling ( $k_T = 0$ ), and thus no color-dependent momentum transfer. A second general feature revealed by the panels of Fig. 10 is that the momentum distributions get smeared and broadened along  $k_x$  by the emergence of the order parameter of the superfluid and by the increasing scattering parameter. This leads to an overall reduction of the

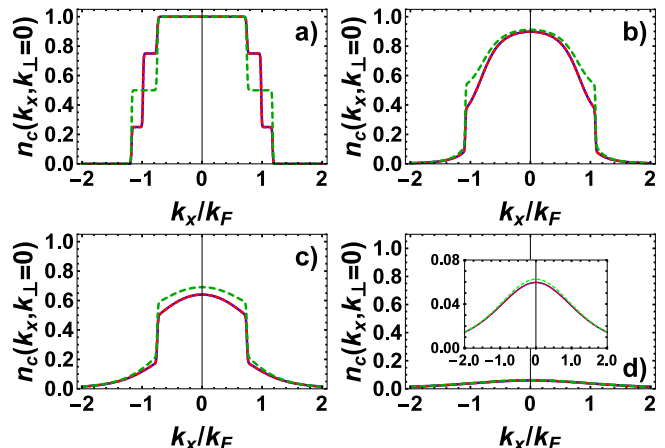


FIG. 10: (Color online) Momentum distributions  $n_c(\mathbf{k})$  for  $k_T = 0$  and  $b_z = k_T^2/(2m) = 0$  at  $T = 0.01E_F$  along direction  $(k_x, 0, 0)$  for different color indices  $c = \{R, G, B\}$ . The solid blue lines corresponds to the Blue states, the long-dashed green lines to the Green states, and the short-dashed red lines to the Red states. In a) we show plots for the normal phase  $N3$  with scattering parameter  $1/(k_F a_s) = -1.8$  ( $\mu/E_F = 0.97$  and  $|\Delta|/E_F = 0.0$ ). In b) we show plots for the superfluid phase  $S1$  with scattering parameter  $1/(k_F a_s) = -0.069$  ( $\mu/E_F = 0.78$  and  $|\Delta|/E_F = 0.33$ ). In c) we show plots for the superfluid phase  $S1$  with scattering parameter  $1/(k_F a_s) = 0.62$  ( $\mu/E_F = 0.17$  and  $|\Delta|/E_F = 0.73$ ). In d) we show plots for the fully gapped superfluid phase  $FG$  with scattering parameter  $1/(k_F a_s) = 1.8$  ( $\mu/E_F = -2.88$  and  $|\Delta|/E_F = 1.25$ ).

maximum values of the momentum distributions, making the fermionic system less degenerate, similarly to the case of Fig. 9, where the color-orbit coupling is non-zero ( $k_T \neq 0$ ). Another important observation about Fig. 10 is that the momentum distributions  $n_R(\mathbf{k})$  of the Red ( $R$ ) states and  $n_B(\mathbf{k})$  of the Blue ( $B$ ) states are identical, satisfying the relation  $n_R(\mathbf{k}) = n_B(\mathbf{k})$ , because the matrix elements  $M_{jR}(\mathbf{k})$  and  $M_{jB}(\mathbf{k})$  in Eq. (24) satisfy the relation  $|M_{jR}(\mathbf{k})|^2 = |M_{jB}(\mathbf{k})|^2$ . This implies that the R and B states can no longer be distinguished by measurements of their momentum distribution since they do not experience momentum shifts in opposite directions, that is,  $k_T = 0$ .

In order to sharpen our understanding of spectroscopic properties of color superfluids in the presence of color-orbit coupling and color-flip fields, we will discuss next the density of states for each color.

### C. Color Density of States

The density of states  $\rho_c(\omega)$  for each color  $c = \{R, G, B\}$  can be obtained from the Green's function defined in Eq. (23) as

$$\rho_c(\omega) = -\frac{1}{\pi} \sum_{\mathbf{k}} \lim_{\delta \rightarrow 0} \mathcal{I} [G_{cc}(z = \omega + i\delta, \mathbf{k})], \quad (25)$$

where  $\mathcal{I}$  denotes the imaginary part. Taking the limit of  $\delta \rightarrow 0$  leads to the simplified expression

$$\rho_c(\omega) = \sum_{\mathbf{k}, j} |\mathbf{M}_{j,c}(\mathbf{k})|^2 \delta[\omega - E_j(\mathbf{k})], \quad (26)$$

where the sum over  $j = \{1, \dots, 6\}$  spans over all quasiparticle and quasihole states.

In Fig. 11, we show plots of frequency  $\omega/E_F$  versus density of the states  $\rho_c(\omega/E_F)$  and the corresponding excitation spectrum  $E_j(\mathbf{k})$  along the  $k_x$  direction, for parameters  $\Omega = 0.29E_F$ ,  $k_T = 0.35k_F$ ,  $b_z = k_T^2/(2m)$  at temperature  $T = 0.01E_F$ . The panels a) and b) correspond to the normal phase *N3* with parameters  $1/(k_F a_s) = -1.8$  ( $\mu/E_F = 0.97, |\Delta|/E_F = 0$ ). The panels c) and d) correspond to the superfluid phase *R3* with parameters  $1/(k_F a_s) = -0.069$  ( $\mu/E_F = 0.81, |\Delta|/E_F = 0.31$ ). The panels e) and f) correspond to the superfluid phase *R1* with parameters  $1/(k_F a_s) = 0.62$  ( $\mu/E_F = 0.19, |\Delta|/E_F = 0.73$ ). The panels g) and h) correspond to the superfluid phase *FG* with parameters  $1/(k_F a_s) = 1.1$  ( $\mu/E_F = -0.73, |\Delta|/E_F = 0.99$ ). A general feature of all the panels in Fig. 11 is that the density of states of the Blue and Red colors is identical, that is,  $\rho_B(\omega/E_F) = \rho_R(\omega/E_F)$ . This symmetry is ultimately connected to the shifts in the color dispersions  $\varepsilon_R(\mathbf{k}) = \varepsilon(\mathbf{k} - \mathbf{k}_T)$  to positive momenta, and  $\varepsilon_B(\mathbf{k}) = \varepsilon(\mathbf{k} + \mathbf{k}_T)$  to negative momenta, which together with the evenness of  $\varepsilon(\mathbf{k})$  leads to the relationship  $\varepsilon_R(\mp\mathbf{k}) = \varepsilon_B(\pm\mathbf{k})$ . This color-parity symmetry leads to identical density of states for the Red and Blue colored fermions, since it is no longer possible to distinguish between Red and Blue fermions after integration over momentum states. This last observation is an explicit consequence of the symmetry relations for the matrix element  $M_{j,R}(\pm\mathbf{k}) = M_{j,B}(\mp\mathbf{k})$  and for the quasiparticle and quasihole energies  $E_j(\mathbf{k}) = E_j(-\mathbf{k})$ , which follow from the fact that the Red (R) and Blue (B) states get momentum kicks  $k_T$  in opposite directions. Another overall feature of the plots is that peaks and cusps in the density of states  $\rho_c(\omega/E_F)$  are associated with maxima, minima and flat regions in the energy dispersions  $E_j(\mathbf{k})$ .

In Fig. 11a, the color density of states  $\rho_c(\omega/E_F)$  of the normal phase *N3* with non-zero  $\Omega/E_F$  and  $k_T/k_F$  has similar features to those of the normal state when  $\Omega/E_F$  and  $k_T/k_F$  are zero and the Red, Green and Blue color states are degenerate. However, non-zero  $\Omega/E_F$  and  $k_T/k_F$  mix the original *R, G, B* states and lift degeneracies making the density of states of the Green fermions different from that of the Red and Blue fermions, however the density of states of Red and Blue fermions remain the same because of the color-parity symmetry  $\varepsilon_R(\mp\mathbf{k}) = \varepsilon_B(\pm\mathbf{k})$ . The corresponding quasiparticle/quasihole spectrum is shown in Fig. 11b.

In Fig. 11c, the color density of states for the *R3* superfluid phase is illustrated. At low frequencies  $|\omega|/E_F \ll |\Delta|/E_F$  the density of states grows linearly with frequency  $\omega$ , that is  $\rho_c(\omega/E_F) = \gamma_c \omega/E_F$ , because of the three nodal lines (rings) in the excitation spectrum. The

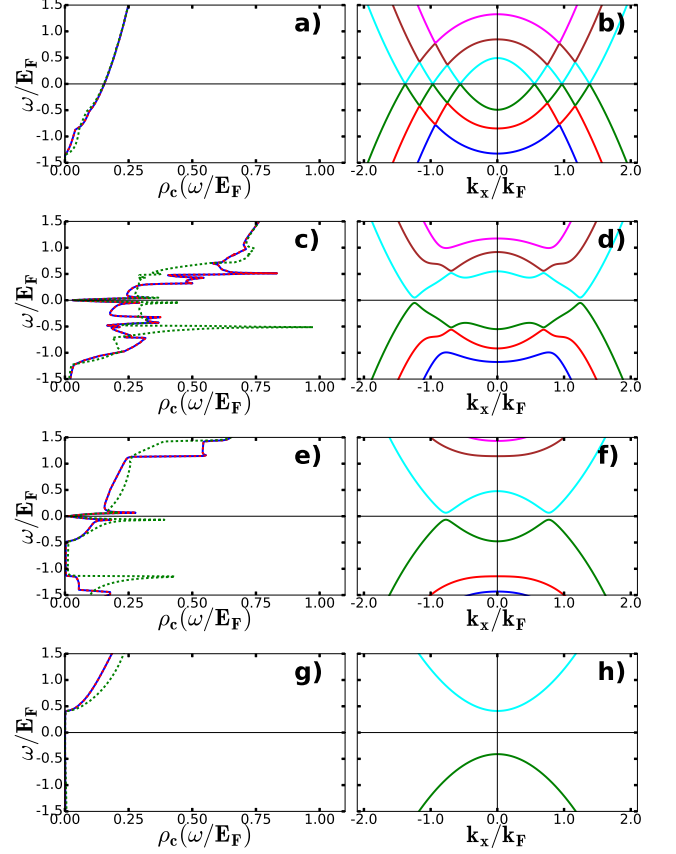


FIG. 11: (Color online) Frequency  $\omega/E_F$  versus color density of states  $\rho_c(\omega/E_F)$  in the original  $c = \{R, G, B\}$  basis, and the corresponding excitation spectrum  $E_j(\mathbf{k})$  along the  $k_x$  direction. The parameters used are  $\Omega = 0.29E_F$ ,  $k_T = 0.35k_F$ ,  $b_z = k_T^2/(2m)$  at temperature  $T = 0.01E_F$ , and various interactions. In the left panels, the red dotted line represents the Red fermions, the dashed green line represents the Green fermions, and the blue solid line represents the Blue fermions. On the right panels, the magenta, brown and cyan lines represent quasiparticle energies  $E_1(\mathbf{k})$ ,  $E_2(\mathbf{k})$ , and  $E_3(\mathbf{k})$ , respectively; while the green, red and blue lines represent quasihole energies,  $E_4(\mathbf{k})$ ,  $E_5(\mathbf{k})$ , and  $E_6(\mathbf{k})$ , respectively. The panels a) and b) correspond to the normal phase *N3* with  $1/(k_F a_s) = -1.8$  ( $\mu/E_F = 0.97, |\Delta|/E_F = 0$ ). The panels c) and d) correspond to the superfluid phase *R3* with  $1/(k_F a_s) = -0.069$  ( $\mu/E_F = 0.81, |\Delta|/E_F = 0.31$ ). The panels e) and f) correspond to the superfluid phase *R1* with  $1/(k_F a_s) = 0.62$  ( $\mu/E_F = 0.19, |\Delta|/E_F = 0.73$ ). The panels g) and h) correspond to the superfluid phase *FG* with  $1/(k_F a_s) = 1.1$  ( $\mu/E_F = -0.73, |\Delta|/E_F = 0.99$ ).

coefficient  $\gamma_c$  depends on color. In the present case  $\gamma_R = \gamma_B \neq \gamma_G$ . Peaks in the color density of states appear at maxima and minima of the quasiparticle/quasihole excitation spectrum, as can be seen from the plots in Fig. 11c and d.

In Fig. 11e, the color density of states for the *R1* superfluid phase is shown. Again, the color density of states is  $\rho_c(\omega/E_F) = \gamma_c \omega/E_F$  for low frequencies, because there is a nodal line (ring) in the excitation energies  $E_j(\mathbf{k})$ . In

the  $R1$  phase, the coefficient  $\gamma_c$  is color-dependent with  $\gamma_R = \gamma_B \neq \gamma_G$  similarly to the  $R3$  phase. Again, peaks in  $\rho_c(\omega/E_F)$  appear at maxima and minima of the quasiparticle/quasihole excitation spectrum as seen in Fig. 11e and f.

In Fig. 11g, the color density of states for the  $FG$  superfluid phase is shown. There is now a clear gap  $E_g$  in the color density of states  $\rho_c(\omega/E_F)$  as seen in the excitation spectrum  $E_j(\mathbf{k})$  shown in Fig. 11h. Deep in this phase, where the scattering parameter  $1/(k_F a_s)$  is large, the quasihole energies carry essentially no spectral weight. The physical reason for the vanishing quasihole spectral weight is that interactions are sufficiently strong  $1/(k_F a_s) \sim \mathcal{O}(1)$ , and colored fermions are sufficiently non-degenerate ( $\mu/E_F \ll -1$ ) that two-body bound states ( $RG$ ,  $RB$  or  $GB$  pairs) are well established. Therefore, the creation of elementary (single fermion) excitations requires the breaking of two-body bound states, and thus only positive energy states are accessible.

It is important to mention that the color density of states can also be measured using the photoemission spectroscopy technique developed for cold atoms, which was used to probe the density of states of strongly interacting Fermi gas of  $^{40}\text{K}$  atoms with two internal states throughout the evolution from the BCS to the BEC limits [59]. Now that we have finalized our discussion of spectroscopic quantities, we are ready to state our conclusions.

## V. CONCLUSIONS

We studied the quantum phases of interacting colored fermions in the presence of color-orbit coupling and color-flip fields. Experimental candidates for the observation of such phases include  $^6\text{Li}$ ,  $^{40}\text{K}$ , and  $^{173}\text{Yb}$ , which possess at least three internal states, which can be labeled Red ( $R$ ), Green ( $G$ ) and Blue ( $B$ ), and therefore can be used to simulate exotic phases related to quantum chromodynamic (QCD) systems in table top experiments.

Among many possibilities of analogous exotic QCD phases, we focused on the emergence of color superfluidity, where the presence of spin-color coupling and color-flip fields induce Lifshitz-type topological phase transitions. In such transitions, the symmetry of the order parameter tensor does not change, but the structures of the ground state wavefunctions and of the energy spectrum of elementary excitations (quasiparticles and quasiholes) do.

We constructed the low temperature phase diagram of color-flip field versus scattering parameter (interactions) and classified the emerging color superfluid phases in terms of the *loci* of zeros of the quasiparticle excitation spectrum in momentum space. For fixed color-orbit

coupling and quadratic color-shift field, we identified five gapless phases with one, two, three, four or five rings of nodes in the excitation spectrum, and one fully gapped phase. In addition, we found that a very rare quintuple point exists where five gapless superfluid phases with line nodes converge. Given that the phase transitions from one nodal superfluid to another is continuous (second order) the quintuple point is also pentacritical. Furthermore, in the limit of zero color-flip fields, but finite color-orbit coupling, phase transitions from the normal state to a nodal superfluid, and from a nodal to fully gapped superfluids occur.

We contrasted the phase diagram of non-zero color-orbit coupling with the simpler case of zero color-orbit coupling, where the color-flip field versus scattering parameter phase diagram has only one gapless and one fully gapped superfluid phase. In the limit of zero color-flip field, the gapless phase is described by an inert degenerate mixed-color fermion band and two fully gapped bands of quasiparticle excitations, while the fully gapped phase is described by an inert non-degenerate mixed-color fermion band and two fully gapped bands of quasiparticle excitations. In this case, only a crossover between BCS and BEC superfluids occurs.

We used the connectivity of the nodal regions in momentum space to classify the topology of the superfluid phases, and analysed the order parameter tensor structure in a mixed color representation, as well as, in a pseudo-spin representation exploring the singlet, triplet and quintet sectors. We found that the nodal structure of the order parameter tensor does not coincide with the nodes in the quasiparticle/quasihole excitation spectrum, which is the case for the more familiar example of spin-1/2 fermions.

In addition to topological aspects, we investigated in detail spectroscopic properties of colored fermions in their normal and superfluid phases. We analysed the quasiparticle/quasihole excitation spectrum, as well as the momentum distribution and density of states of colored fermions and concluded that these properties can be used to help distinguish between different topological nodal phases of color superfluids, and can be measured using current experimental techniques.

## Acknowledgments

One of us (C. A. R. SdM) acknowledges the support of a) the Joint Quantum Institute at the University of Maryland and the National Institute of Standards and Technology, where part of this work was completed during a Sabbatical visit, b) the Galileo Galilei Institute for Theoretical Physics via a Simons Fellowship and c) the Aspen Center for Physics via NSF grant PHY1607611.

[1] I. Bloch, “*Ultracold quantum gases in optical lattices*”, Nature Phys. **1**, 23 (2005).

[2] M. Greiner, C. A. Regal, and D. S. Jin, “*Emergence of a*

- molecular Bose-Einstein condensate from a Fermi gas*, Nature London **426**, 537 (2003).
- [3] K. E. Strecker, G. B. Partridge, and R. G. Hulet, “*Conversion of an Atomic Fermi Gas to a Long-Lived Molecular Bose Gas*”, Phys. Rev. Lett. **91**, 080406 (2003).
- [4] M. W. Zwierlein, C. A. Stan, C. H. Schunck, S. M. F. Raupach, S. Gupta, Z. Hadzibabic, and W. Ketterle, “*Observation of Bose-Einstein Condensation of Molecules*”, Phys. Rev. Lett. **91**, 250401 (2003).
- [5] C. A. Regal, M. Greiner, and D. S. Jin, “*Observation of Resonance Condensation of Fermionic Atom Pairs*”, Phys. Rev. Lett. **92**, 040403 (2004).
- [6] T. Bourdel, L. Khaykovich, J. Cubizolles, J. Zhang, F. Chevy, M. Teichmann, L. Tarruell, S. J. J. M. F. Kokkelmans, and C. Salomon, “*Experimental Study of the BEC-BCS Crossover Region in Lithium 6*”, Phys. Rev. Lett. **93**, 050401 (2004).
- [7] M. Bartenstein, A. Altmeyer, S. Riedl, S. Jochim, C. Chin, J. H. Denschlag, and R. Grimm, “*Crossover from a Molecular Bose-Einstein Condensate to a Degenerate Fermi Gas*”, Phys. Rev. Lett. **92**, 120401 (2004).
- [8] J. Kinast, S. L. Hemmer, M. E. Gehm, A. Turlapov, and J. E. Thomas, “*Evidence for Superfluidity in a Resonantly Interacting Fermi Gas*”, Phys. Rev. Lett. **92**, 150402 (2004).
- [9] T. B. Ottenstein, T. Lompe, M. Kohnen, A. N. Wenz, and S. Jochim, “*Collisional Stability of a Three-Component Degenerate Fermi Gas*”, Phys. Rev. Lett. **101**, 203202 (2008).
- [10] J. H. Huckans, J. R. Williams, E. L. Hazlett, R. W. Stites, and K. M. O’Hara, “*Three-Body Recombination in a Three-State Fermi Gas with Widely Tunable Interactions*”, Phys. Rev. Lett. **102**, 165302 (2009).
- [11] S. Taie, Y. Takasu, S. Sugawa, R. Yamazaki, T. Tsujimoto, R. Murakami, and Y. Takahashi, “*Realization of a  $SU(2) \times SU(6)$  System of Fermions in a Cold Atomic Gas*”, Phys. Rev. Lett. **105**, 190401 (2010).
- [12] L. Fallani, Private Communication (2017).
- [13] C. A. R. Sá de Melo, “*When fermions become bosons: Pairing in ultracold gases*”, Physics Today, 45, October (2008).
- [14] L. He, M. Jin, and P. Zhuang, “*Superfluidity in a three-flavor Fermi gas with  $SU(3)$  symmetry*”, Phys. Rev. A **74**, 033604 (2006).
- [15] R. W. Cherng, G. Refael, and E. Demler, “*Superfluidity and Magnetism in Multicomponent Ultracold Fermions*”, Phys. Rev. Lett. **99**, 130406 (2007).
- [16] T. Ozawa and G. Baym, “*Population imbalance and pairing in the BCS-BEC crossover of three-component ultracold fermions*”, Phys. Rev. A **82**, 063615 (2010).
- [17] A. Rapp, G. Zarand, C. Honerkamp, and W. Hofstetter, “*Color Superfluidity and “Baryon” Formation in Ultracold Fermions*”, Phys. Rev. Lett. **98**, 160405 (2007).
- [18] B. Barrois, “*Superconducting quark matter*”, Nucl. Phys. B **129**, 390 (1977).
- [19] D. Bailin and A. Love, “*Superfluidity and superconductivity in relativistic fermion systems*”, Phys. Rept. **107**, 325 (1984).
- [20] R. Rapp, T. Schäfer, E. V. Shuryak and M. Velkovsky, “*Diquark Bose Condensates in High Density Matter and Instantons*”, Phys. Rev. Lett. **81**, 53 (1998)
- [21] M. Alford, K. Rajagopal, and F. Wilczek, “*QCD at finite baryon density: nucleon droplets and color superconductivity*”, Phys. Lett. B **422**, 247 (1998).
- [22] I. A. Shovkovy and L. C. Wijewardhana, “*On gap equations and color-flavor locking in cold dense QCD with three massless flavors*”, Phys. Lett. B **470**, 189 (1999).
- [23] R. Rapp, T. Schäfer, E. V. Shuryak, and M. Velkovsky, “*High-Density QCD and Instantons*”, Annals Phys. **280**, 35 (2000).
- [24] T. Schäfer, “*Patterns of symmetry breaking in QCD at high baryon density*”, Nucl. Phys. B **575**, 269 (2000).
- [25] N. Evans, J. Hormuzdiar, S. D. Hsu, and M. Schwetz, “*On the QCD ground state at high density*”, Nucl. Phys. B **581**, 391 (2000).
- [26] J. Hosek, “*Macroscopic quantum phases of a deconfined QCD matter at finite density*”, hep-ph/9812516 (1998).
- [27] T. Schäfer, “*Quark hadron continuity in QCD with one flavor*”, Phys. Rev. D **62**, 094007 (2000).
- [28] J. Hosek, “*Anisotropic color superconductor*”, hep-ph/0011034 (2000).
- [29] C. Schaab et al, “*Differences in the Cooling Behavior of Strange Quark Matter Stars and Neutron Stars*”, Astrophys. J. Lett **480**, L111, (1997).
- [30] D. Blaschke, T. Klahn, and D. N. Voskresensky, “*Diquark Condensates and Compact Star Cooling*”, Astrophys. J. **533**, 406 (2000).
- [31] D. Page, M. Prakash, J. M. Lattimer, and A.W. Steiner, “*Prospects of Detecting Baryon and Quark Superfluidity from Cooling Neutron Stars*”, Phys. Rev. Lett. **85**, 2048 (2000).
- [32] M. Alford, J. Bowers, and K. Rajagopal, “*Crystalline Color Superconductivity*”, hep-ph/0008208 (2000).
- [33] L. F. Livi, G. Cappellini, M. Diem, L. Franchi, C. Clivati, M. Frittelli, F. Levi, D. Calonico, J. Catani, M. Inguscio, and L. Fallani, “*Synthetic Dimensions and Spin-Orbit Coupling with an Optical Clock Transition*”, Phys. Rev. Lett. **117**, 220401 (2016).
- [34] Y. J. Lin, K. Jimenez-Garcia, and I. B. Spielman, “*Spin-orbit-coupled Bose-Einstein condensates*”, Nature (London) **471**, 83 (2011).
- [35] C. J. Wu, I. M. Shem, X. F. Zhou, “*Unconventional Bose-Einstein Condensations from Spin-Orbit Coupling*”, Chin. Phys. Lett. **28**, 097102 (2011).
- [36] T. L. Ho and S. Zhang, “*Bose-Einstein Condensates with Spin-Orbit Interaction*”, Phys. Rev. Lett. **107**, 150403 (2011).
- [37] Y. Li, L. P. Pitaevskii, and S. Stringari, “*Quantum Tricriticality and Phase Transitions in Spin-Orbit Coupled Bose-Einstein Condensates*”, Phys. Rev. Lett. **108**, 225301 (2012).
- [38] R. A. Williams, M. C. Beeler, L. J. LeBlanc, K. Jimenez-Garcia, and I. B. Spielman, “*Raman-Induced Interactions in a Single-Component Fermi Gas Near an s-Wave Feshbach Resonance*”, Phys. Rev. Lett. **111**, 095301 (2013).
- [39] Z. Fu, L. Huang, Z. Meng, P. Wang, L. Zhang, S. Zhang, H. Zhai, P. Zhang, and J. Zhang, “*Production of Feshbach molecules induced by spin-orbit coupling in Fermi gases*”, Nat. Phys. **10**, 110 (2014).
- [40] M. Chapman and C. Sá de Melo, “*Atomic physics: Atoms playing dress-up*”, Nature (London) **471**, 41 (2011).
- [41] J. P. Vyasanakere, S. Zhang, and V. B. Shenoy, “*BCS-BEC crossover induced by a synthetic non-Abelian gauge field*”, Phys. Rev. B **84**, 014512 (2011).
- [42] M. Gong, S. Tewari, and C. Zhang, “*BCS-BEC Crossover and Topological Phase Transition in 3D Spin-Orbit Coupled Degenerate Fermi Gases*”, Phys. Rev. Lett. **107**, 195303 (2011).

- [43] Z.-Q. Yu and H. Zhai, “*Spin-Orbit Coupled Fermi Gases across a Feshbach Resonance*”, Phys. Rev. Lett. **107**, 195305 (2011).
- [44] H. Hu, L. Jiang, X.-J. Liu, and H. Pu, “*Probing Anisotropic Superfluidity in Atomic Fermi Gases with Rashba Spin-Orbit Coupling*”, Phys. Rev. Lett. **107**, 195304 (2011).
- [45] L. Han and C. A. R. Sá de Melo, “*Evolution from BCS to BEC superfluidity in the presence of spin-orbit coupling*”, Phys. Rev. A **85**, 011606(R) (2012).
- [46] K. Seo, L. Han, and C. A. R. Sá de Melo, “*Emergence of Majorana and Dirac Particles in Ultracold Fermions via Tunable Interactions, Spin-Orbit Effects, and Zeeman Fields*”, Phys. Rev. Lett. **109**, 105303 (2012).
- [47] J. P. A. Devreese, J. Tempere, and C. A. R. Sá de Melo, “*Effects of Spin-Orbit Coupling on the Berezinskii-Kosterlitz-Thouless Transition and the Vortex-Antivortex Structure in Two-Dimensional Fermi Gases*”, Phys. Rev. Lett. **113**, 165304 (2014).
- [48] I. B. Spielman, Private Communication (2017).
- [49] N. Goldman, I. Satija, P. Nikolic, A. Bermudez, M.A. Martin-Delgado, M. Lewenstein, and I. B. Spielman, “*Realistic Time-Reversal Invariant Topological Insulators with Neutral Atoms*”, Phys. Rev. Lett. **105**, 255302 (2010).
- [50] I.M. Lifshitz, “*Anomalies of electron characteristics of a metal in the high pressure region*”, Zh. Eksp. Teor. Fiz. **38**, 1569 (1960) [Sov. Phys. JETP **11**, 1130 (1960)].
- [51] D. L. Campbell, R.M. Price, A. Putra, A. Valdés-Curiel, D. Trypogeorgos and I.B. Spielman, “*Magnetic phases of spin-1 spin-orbit-coupled Bose gases*”, Nat. Commun. **7**, 10897 (2016).
- [52] J. R. Engelbrecht, M. Randeria and C. A. R. Sá de Melo, “*BCS to Bose crossover: Broken-symmetry state*”, Phys. Rev. B **55**, 15153 (1997).
- [53] G. Cardano, The Rules of Algebra (Ars Magna) Dover, (2007).
- [54] K. Enomoto, K. Kasa, M. Kitagawa and Y. Takahashi, “*Optical Feshbach Resonance Using the Intercombination Transition*”, Phys. Rev. Lett. **101** 203201 (2008).
- [55] R. Yamazaki, S. Taie, S. Sugawa, and Y. Takahashi, “*Submicron Spatial Modulation of an Interatomic Interaction in a Bose-Einstein Condensate*”, Phys. Rev. Lett. **105**, 050405 (2010).
- [56] D. M. Kurkcuoglu and C. A. R. Sá de Melo, “*Creating spin-one fermions in the presence of artificial spin-orbit fields: Emergent spinor physics and spectroscopic properties*”, arXiv:1609.06607v1 (2016).
- [57] C. A. R. Sá de Melo, M. Randeria, and J. R. Engelbrecht, “*Crossover from BCS to Bose Superconductivity: Transition Temperature and Time Dependent Ginzburg-Landau Theory*”, Phys. Rev. Lett. **71**, 3202 (1993).
- [58] A. M. Clogston, “*Upper Limit for the Critical Field in Hard Superconductors*”, Phys. Rev. Lett. **9**, 266 (1962).
- [59] J. T. Stewart, J. P. Gaebler, and D. S. Jin, “*Using photoemission spectroscopy to probe a strongly interacting Fermi gas*”, Nature **454**, 744 (2008).