

# CLASSIFICATION OF LEAVITT PATH ALGEBRAS WITH TWO VERTICES

MÜGE KANUNI, DOLORES MARTÍN BARQUERO, CÁNDIDO MARTÍN GONZÁLEZ,  
AND MERCEDES SILES MOLINA

**ABSTRACT.** We classify row-finite Leavitt path algebras associated to graphs with no more than two vertices. For the discussion we use the following invariants: decomposability, the  $K_0$  group,  $\det(N'_E)$  (included in the Franks invariants), the type, as well as the socle, the ideal generated by the vertices in cycles with no exits and the ideal generated by vertices in extreme cycles. The starting point is a simple linear algebraic result that determines when a Leavitt path algebra is IBN.

An interesting result that we have found is that the ideal generated by extreme cycles is invariant under any isomorphism (for Leavitt path algebras whose associated graph is finite).

We also give a more specific proof of the fact that the shift move produces an isomorphism when applied to any row-finite graph, independently of the field we are considering.

## 1. INTRODUCTION AND PRELIMINARY RESULTS

In 1960's Leavitt algebras arose from the work of Leavitt on his search for non-IBN algebras [16]. The name Leavitt path algebras was associated to this structure, in particular, because the Leavitt path algebra on a graph with one vertex and  $n$ -loops, where  $n > 1$ , is exactly the Leavitt algebra of type  $(1, n)$ . However, there are a lot of Leavitt path algebras having IBN. For the definition of the type of a ring see, for example, [3, Definition 1.1.1].

The classification problem of Leavitt path algebras (up to isomorphisms) has been present in the literature since the pioneering works [1] and [2]. The study of the classification of Leavitt path algebras associated to small graphs was started in [6], where the authors considered graphs with at most 3 vertices satisfying Condition (Sing), i.e, there is at most one edge between two vertices. This work can be also of interest, not only for people studying Leavitt path algebras, but also for a broader audience; concretely, for those working on graph  $C^*$ -algebras (as these are the analytic cousins of Leavitt path algebras). Moreover, one can view Leavitt path algebras as precisely those algebras constructed to produce specified  $K$ -theoretic data in a universal way, data arising naturally from directed graphs (sic [3]), which could make these algebras and results a source of inspiration.

---

2010 *Mathematics Subject Classification.* Primary 16D70; Secondary 16D25, 16E20, 16D30.

*Key words and phrases.* Leavitt path algebra, IBN property, type, socle, extreme cycle,  $K_0$ .

The first author is supported by Düzce University Bilimsel Araştırma Projesi titled “Leavitt, Cohn-Leavitt yol cebirlerinin ve  $C^*$ -çizge cebirlerinin  $K$ -teorisi” with grant no: DUBAP-2016.05.04.462. The last three authors are supported by the Junta de Andalucía and Fondos FEDER, jointly, through projects FQM-336 and FQM-7156. They are also supported by the Spanish Ministerio de Economía y Competitividad and Fondos FEDER, jointly, through project MTM2016-76327-C3-1-P.

This research took place while the first author was visiting the Universidad de Málaga. She thanks her coauthors for their hospitality.

Throughout this paper we mean algebra isomorphism whenever we mention isomorphism. When referring to a ring isomorphism we will specify. In general, when there is a ring isomorphism between two algebras, these are not necessarily isomorphic as algebras. However, we will prove in Proposition 1.2 that when the center of the Leavitt path algebra is the ground field, then any ring isomorphism gives rise to an algebra isomorphism.

The goal of this article is the classification of Leavitt path algebras with at most two vertices and finitely many edges. This study will be initiated by fixing our attention in the IBN property, concretely, our starting point is [15, Theorem 3.4], which gives the necessary and sufficient condition that determines when a Leavitt path algebra has the IBN property in terms of a simple linear span of vertices. The outlay of the paper is as follows. Section 1 gives the necessary preliminaries. Moreover, we give a detailed proof of the fact that shift move produces isomorphisms for row-finite graphs (see Theorem 1.1). We also prove in Proposition 1.2 that a ring isomorphism between two Leavitt path algebras whose center is the ground field produces an algebra isomorphism between them. In Section 2 we compute the type of Leavitt path algebras not having the IBN property via the criteria given in [15] and we give a first classification in Figure 3. Section 3 contains the computation of the  $K_0$ -groups, which is stated in Figure 4. The main section of the paper, Section 4, follows the procedure of the decision tree given in Figure 1 and discusses some algebraic invariants which are listed in Figures 5, 6 and 7. The core result, Theorem 4.6, classifies Leavitt path algebras not having the IBN-property. As a result of our research we prove in Theorem 4.1 that for a finite graph the ideal generated by the vertices in extreme cycles is invariant under ring isomorphisms.

Finally, in Section 5 we classify the Leavitt path algebras having the IBN property and conclude the sequel by addressing an open problem on the isomorphism of Leavitt path algebras over a particular pair of non-isomorphic graphs. In Theorem 5.1 we classify Leavitt path algebras having the IBN-property; the invariants we use are listed in Figures 8 and 9.

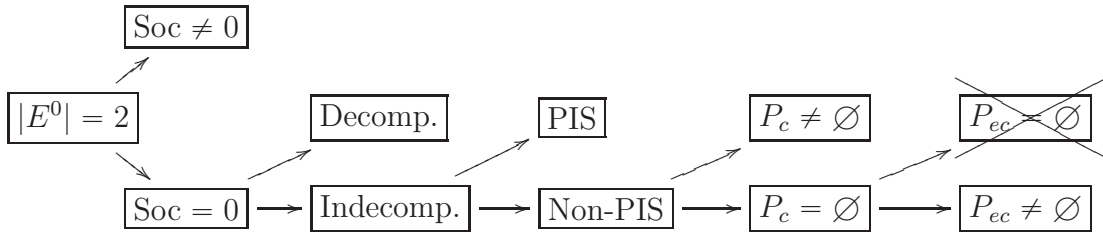


FIGURE 1. Decision tree

Throughout the paper,  $E = (E^0, E^1, s, r)$  will denote a directed graph with set of vertices  $E^0$ , set of edges  $E^1$ , source function  $s$ , and range function  $r$ . In particular, the source vertex of an edge  $e$  is denoted by  $s(e)$ , and the range vertex by  $r(e)$ . We call  $E$  *finite*, if both  $E^0$  and  $E^1$  are finite sets and *row-finite* if  $s^{-1}(v)$  is a finite set for all  $v \in E^0$ . A *sink* is a vertex  $v$  for which  $s^{-1}(v) = \{e \in E^1 \mid s(e) = v\}$  is empty. For each  $e \in E^1$ , we call  $e^*$  a *ghost edge*. We let  $r(e^*)$  denote  $s(e)$ , and we let  $s(e^*)$  denote  $r(e)$ . A *path*  $\mu$  of length  $|\mu| = n > 0$  is a finite sequence of edges  $\mu = e_1 e_2 \dots e_n$  with  $r(e_i) = s(e_{i+1})$  for all  $i = 1, \dots, n-1$ . In this case  $\mu^* = e_n^* \dots e_2^* e_1^*$  is the corresponding ghost path. A vertex is considered a path of length

0. The set of all vertices on the path  $\mu$  is denoted by  $\mu^0$ . The set of all paths of a graph  $E$  is denoted by  $\text{Path}(E)$ .

A path  $\mu = e_1 \dots e_n$  in  $E$  is *closed* if  $r(e_n) = s(e_1)$ , in which case  $\mu$  is said to be *based at the vertex*  $s(e_1)$ . A closed path  $\mu$  is called *simple* provided that it does not pass through its base more than once, i.e.,  $s(e_i) \neq s(e_1)$  for all  $i = 2, \dots, n$ . The closed path  $\mu$  is called a *cycle* if it does not pass through any of its vertices twice, that is, if  $s(e_i) \neq s(e_j)$  for every  $i \neq j$ .

An *exit* for a path  $\mu = e_1 \dots e_n$  is an edge  $e$  such that  $s(e) = s(e_i)$  for some  $i$  and  $e \neq e_i$ . We say the graph  $E$  satisfies *Condition (L)* if every cycle in  $E$  has an exit. We denote by  $P_c^E$  ( $P_c$  if there is no confusion about the graph) the set of vertices of a graph  $E$  lying in cycles without exits.

A cycle  $c$  in a graph  $E$  is called an *extreme cycle* if  $c$  has exits and for every path  $\lambda$  starting at a vertex in  $c$ , there exists  $\mu \in \text{Path}(E)$ , such that  $0 \neq \lambda\mu$  and  $r(\lambda\mu) \in c^0$ . A *line point* is a vertex  $v$  whose tree  $T(v)$  does not contain any bifurcations or cycles. We will denote by  $P_l^E$  the set of all line points, by  $P_{ec}^E$  the set of vertices which belong to extreme cycles, while  $P_{lec}^E := P_l^E \sqcup P_c^E \sqcup P_{ec}^E$ . We will eliminate the superscript  $E$  in these sets if there is no ambiguity about the graph. We refer the reader to the book [3] for other definitions and results on Leavitt path algebras.

If there is a path from a vertex  $u$  to a vertex  $v$ , we write  $u \geq v$ . A subset  $H$  of  $E^0$  is called *hereditary* if, whenever  $v \in H$  and  $w \in E^0$  satisfy  $v \geq w$ , then  $w \in H$ . A set  $X$  is *saturated* if, for any vertex  $v$  which is not a sink,  $r(s^{-1}(v)) \subseteq X$  implies  $v \in X$ . The set of all hereditary saturated subsets of  $E^0$  is denoted by  $\mathcal{H}_E$ , which is also a partially ordered set by inclusion.

Let  $K$  be a field, and let  $E$  be a row-finite graph. The *Leavitt path  $K$ -algebra*  $L_K(E)$  of  $E$  with coefficients in  $K$  is the  $K$ -algebra generated by the set  $\{v \mid v \in E^0\}$ , together with  $\{e, e^* \mid e \in E^1\}$ , which satisfy the following relations:

- (V)  $vw = \delta_{v,w}v$  for all  $v, w \in E^0$ ,
- (E1)  $s(e)e = er(e) = e$  for all  $e \in E^1$ ,
- (E2)  $r(e)e^* = e^*s(e) = e^*$  for all  $e \in E^1$ , and
- (CK1)  $e^*e' = \delta_{e,e'}r(e)$  for all  $e, e' \in E^1$ .
- (CK2)  $v = \sum_{\{e \in E^1 \mid s(e)=v\}} ee^*$  for every  $v \in E^0$  which is not a sink.

It was studied in [15] the necessary and sufficient conditions for a separated Cohn-Leavitt path algebra to have the Invariant Basis Number (IBN) property. In particular, when a Leavitt path algebra has IBN. We refer the reader to [3] for the definitions of separated graph, separated Cohn-Leavitt path algebra, etc.

The monoid of isomorphism classes of finitely-generated projective modules over a ring  $A$  is denoted by  $\mathcal{V}(A)$ . Recall also that  $\mathcal{U}(A)$  is the cyclic submonoid of  $\mathcal{V}(A)$  generated by the isomorphism class of  $A$ . The Grothendieck group of  $\mathcal{V}(A)$  is the  $K_0$ -group of  $A$  denoted  $K_0(A)$ , and by [15, Proposition 2.5], there is a monomorphism from the Grothendieck group of  $\mathcal{U}(A)$  into  $K_0(A)$ .

By [8, Theorem 3.5] the abelian monoid  $M_E$  associated with a row-finite graph  $E$  is isomorphic to  $\mathcal{V}(L_K(E))$ . Concretely, when  $E$  is finite, the isomorphism class of  $L_K(E)$  is mapped to  $[\sum_{v \in E^0} v] \in M_E$ . Denote it by  $[1]_E$ .

Note that a Leavitt path algebra  $L_K(E)$  which does not have IBN, necessarily has type  $(1, m)$  for some natural number  $m > 1$ . The reason is the following: If  $(n, m)$  were the type of  $L_K(E)$  for  $1 < m \leq n$ , then  $n[R] = m[R]$  and, by the separativity of the monoid  $\mathcal{V}(L_K(E))$

(see [8, Theorem 3.5 and Theorem 6.3]),  $(n-1)[R] = (m-1)[R]$ , a contradiction to the type of the Leavitt path algebra.

For any finite graph  $E$ , we denote by  $A_E$  the incidence matrix of  $E$ . Formally, if  $E^0 = \{v_i \mid 1 \leq i \leq n\}$ , then  $A_E = (a_{i,j})$  is the  $n \times n$  matrix for which  $a_{i,j}$  is the number of edges  $e$  having  $s(e) = v_i$  and  $r(e) = v_j$ . In particular, if  $v_i \in E^0$  is a sink, then  $a_{i,j} = 0$  for all  $1 \leq j \leq n$ , i.e., the  $i^{\text{th}}$  row of  $A_E$  consists of all zeros. Following [7] we write  $N_E$  and  $1$  for the matrices in  $\mathbb{Z}^{(E^0 \times E^0 \setminus \text{Sink}(E))}$  obtained from  $A_E^t$  and from the identity matrix after removing the columns corresponding to sinks. Then there is a long exact sequence ( $n \in \mathbb{Z}$ )

$$\dots \rightarrow \mathbf{K}_n(K)^{(E^0 \setminus \text{Sink}(E))} \xrightarrow{1-N_E} \mathbf{K}_n(K)^{(E^0)} \longrightarrow \mathbf{K}_n(L_K(E)) \longrightarrow \mathbf{K}_{n-1}(K)^{(E^0 \setminus \text{Sink}(E))}.$$

In particular  $\mathbf{K}_0(L_K(E)) \cong \text{coker}(1-N_E : \mathbb{Z}^{(E^0 \setminus \text{Sink}(E))} \rightarrow \mathbb{Z}^{(E^0)})$ . The effective computation of the  $K_0$  group of a given  $L_K(E)$  is explained in [1, Section 3].

Note that the  $K_0(L_K(E))$  can be computed by obtaining the Smith normal form of the matrix  $N'_E := A_E - 1'$ , where  $1'$  denotes the matrix built from the identity matrix changing the columns corresponding to sinks by columns of zeros. The element  $[1]_E$ , seen inside  $K_0(L_K(E))$ , will be called the *order unit*.

We will use intensively the Smith normal form of a matrix with entries in  $\mathbb{Z}$ . Denote by  $M_n(\mathbb{Z})$  the ring of  $n \times n$  matrices with integer coefficients. Following [17], for any matrix  $A \in M_n(\mathbb{Z})$  there are invertible matrices  $P, Q$  in  $M_n(\mathbb{Z})$  such that  $PAQ$  is a diagonal matrix  $PAQ = \text{diag}(d_1, \dots, d_n) \in M_n(\mathbb{Z})$ , where  $d_i \mid d_{i+1}$  and the diagonal entries are unique up to their signs. The diagonal matrix  $PAQ$  is called the *Smith normal form of  $A$* .

For the definition of the shift move we refer the reader to [1, Definition 2.1]. It was shown in [1, Theorem 2.3] that every shift of a graph  $E$  produces an epimorphism between the corresponding Leavitt path algebras over a field  $K$ , which is an isomorphism provided the graph  $E$  satisfies Condition (L) or the field  $K$  is infinite. This result can be extended to arbitrary fields, and the condition can be eliminated, as the second, third and fourth author mentioned in [6] (see page 583) and proved in a condensed way. Here we include a more detailed proof.

**Theorem 1.1.** *Let  $K$  be an arbitrary field and let  $E$  be a row-finite graph. Assume that  $F$  is a graph obtained from  $E$  by shift moves. Then  $L_K(E)$  and  $L_K(F)$  are isomorphic.*

*Proof.* Let  $\varphi : L_K(E) \rightarrow L_K(F)$  be the  $K$ -algebra epimorphism defined in [1, Theorem 2.3]. Take  $\overline{K}$ , the algebraic closure of  $K$ , and consider the  $K$ -algebra homomorphism  $\varphi \otimes 1_{\overline{K}} : L_K(E) \otimes \overline{K} \rightarrow L_K(F) \otimes \overline{K}$ , where  $1_{\overline{K}}$  is the identity from  $\overline{K}$  into  $\overline{K}$ . Since  $\varphi$  and  $1_{\overline{K}}$  are epimorphisms, then by [18, Theorem 7.7] the map  $\varphi \otimes 1_{\overline{K}}$  is an epimorphism. The same result states that the kernel of  $\varphi \otimes 1_{\overline{K}}$  is generated by  $L_K(E) \otimes \text{Ker}(1_{\overline{K}}) \cup \text{Ker}(\varphi) \otimes \overline{K}$ ; in fact, by  $\text{Ker}(\varphi) \otimes \overline{K}$ , since  $\text{Ker}(1_{\overline{K}}) = 0$ .

By [3, Corollary 1.5.14] we have that  $L_{\overline{K}}(E)$  and  $L_{\overline{K}}(F)$  are isomorphic to  $L_K(E) \otimes \overline{K}$  and to  $L_K(F) \otimes \overline{K}$ , respectively, via isomorphisms that we will denote by  $\alpha$  and  $\beta$ , respectively. Therefore, there exists a unique  $K$ -algebra homomorphism  $\overline{\varphi}$  that makes the following

diagram commute.

$$\begin{array}{ccc}
 L_K(E) \otimes \overline{K} & \xrightarrow{\varphi \otimes 1_{\overline{K}}} & L_K(F) \otimes \overline{K} \\
 \downarrow \alpha & & \downarrow \beta \\
 L_{\overline{K}}(E) & \xrightarrow{\overline{\varphi}} & L_{\overline{K}}(F)
 \end{array}$$

Note that  $\overline{\varphi}$  is just the  $\overline{K}$ -algebra homomorphism given in [1, Theorem 2.3]. Since  $\overline{K}$  is an infinite field, this result states that  $\overline{\varphi}$  is an isomorphism. By the commutativity of the diagram, the map  $\varphi \otimes 1_{\overline{K}}$  is an isomorphism, therefore  $\text{Ker}(\varphi) \otimes \overline{K} = 0$ . This implies  $\text{Ker}(\varphi) = 0$ , as required.  $\square$

We finish this section by including two results on isomorphisms which will be used in the sequel.

**Proposition 1.2.** *Let  $E$  be a graph such that the center of  $L_K(E)$  is isomorphic to  $K$  (which implies that  $E$  is a finite graph), and let  $F$  be another graph. Then there is a ring isomorphism  $L_K(E) \rightarrow L_K(F)$  if and only if there is an algebra isomorphism  $L_K(E) \rightarrow L_K(F)$ .*

*Proof.* Assume that  $f: L_K(E) \rightarrow L_K(F)$  is a ring isomorphism. We can restrict the map  $f$  to  $f|_{Z(L_K(E))}: Z(L_K(E)) \rightarrow Z(L_K(F))$ , where  $Z(\cdot)$  denotes the center of the algebra, to get an automorphism  $\sigma: K \rightarrow K$  such that  $f(k1) = \sigma(k)1$  for any  $k \in K$ . We can say that  $f$  is  $\sigma$ -linear in the sense that  $f(kx) = \sigma(k)f(x)$  for any  $k \in K$  and  $x \in L_K(E)$ .

Now, by [3, Corollary 1.5.12], we may fix a basis  $\{w_i\}_{i \in \Lambda}$  of  $L_K(F)$  whose structure constants are 0, 1, -1. Assume  $w_i w_j = \sum_l c_{ij}^l w_l$  where  $c_{ij}^l \in \{0, \pm 1\}$ . Define  $\psi: L_K(F) \rightarrow L_K(F)$  by  $\psi(\sum_i k_i w_i) := \sum_i \sigma^{-1}(k_i) w_i$ , where  $k_i \in K$ . This map is a  $\sigma^{-1}$ -linear bijective map and  $\psi(w_i w_j) = \psi(\sum_l c_{ij}^l w_l) = \sum_l c_{ij}^l w_l = w_i w_j = \psi(w_i) \psi(w_j)$ . From this, we deduce that  $\psi(xy) = \psi(x) \psi(y)$  for any  $x, y \in L_K(F)$ . Thus the composition  $\psi f$  is a  $K$ -linear isomorphism from  $L_K(E)$  to  $L_K(F)$ .  $\square$

**Remark 1.3.** Although we have stated Proposition 1.2 for Leavitt path algebras, because we are in this setting, the result is more general: it is true for arbitrary  $K$ -algebras having center isomorphic to  $K$  and a basis with structure constants in the prime field of  $K$ .

**Proposition 1.4.** *Let  $m$  and  $n$  be natural numbers. Then,  $M_\infty(L_K(1, m))$  is isomorphic to  $M_\infty(L_K(1, n))$  if and only if  $m = n$ .*

*Proof.* Assume that there is an isomorphism  $\varphi: M_\infty(L_K(1, m)) \rightarrow M_\infty(L_K(1, n))$ . Let  $e \in M_\infty(L_K(1, m))$  be the matrix having 1 in place 1,1 and zero everywhere else and let  $e' := \varphi(e)$ . Then  $L_K(1, m) \cong e M_\infty(L_K(1, m)) e \cong e' M_\infty(L_K(1, n)) e'$ , which is Morita equivalent to  $L_K(1, n)$ . This implies that  $L_K(1, m)$  is Morita equivalent to  $L_K(1, n)$  and, consequently, their  $K_0$  groups are isomorphic. Since the first one is isomorphic to  $\mathbb{Z}_{m-1}$  and the second one is isomorphic to  $\mathbb{Z}_{n-1}$ , necessarily  $m = n$ .  $\square$

## 2. COMPUTATION OF THE TYPE OF LEAVITT PATH ALGEBRAS NOT HAVING IBN

In this section we will determine all Leavitt path algebras not having the IBN property and compute their types in terms of the number of edges of the associated graphs.

We start by quoting [15, Theorem 3.4], which gives a necessary and sufficient condition for the algebra to have the IBN property in the more general setting of separated Cohn-Leavitt path algebras.

**Theorem 2.1.** *For a given triple  $(E, \Pi, \Lambda)$ , with  $E$  finite, let  $L$  denote the separated Cohn-Leavitt path algebra  $CL_K(E, \Pi, \Lambda)$  over the triple. Then  $L$  is IBN if and only if  $\sum_{v \in E^0} v$  is not in the  $\mathbb{Q}$ -span of the relations  $\{sX - \sum_{e \in X} r(e)\}_{X \in \Lambda}$  in  $\mathbb{Q}E^0$ .*

If the Leavitt path algebra has type  $(1, m)$ , for some natural  $m > 1$ , then

$$(1) \quad [1] = m[1],$$

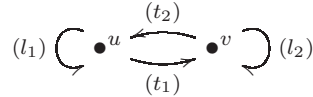
where  $m$  is the minimum natural number satisfying this property.

Before we move on to the two-vertex graphs, for completeness of the argument, we state the easy case of one-vertex graphs. The Leavitt path algebras associated to one-vertex graphs are isomorphic either to the ground field  $K$  or to the Laurent polynomial algebra  $K[x, x^{-1}]$ , which have the IBN property, or to the Leavitt algebras  $L(1, n)$ , with  $n > 1$ , which do not have the IBN property and are of type  $(1, n)$ .

Graph	$L_K(E)$	IBN	Type
$\bullet^u$	$K$	YES	-
$\bullet^u \curvearrowright_{(1)}$	$K[x, x^{-1}]$	YES	-
$\bullet^u \curvearrowright_{(n)} \quad n \geq 2$	$L(1, n)$	NO	$(1, n)$

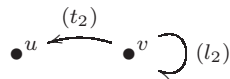
FIGURE 2. All possible one-vertex Leavitt path algebras

Let us consider a finite graph  $E$  with two vertices and assume  $l_1, l_2, t_1, t_2 \in \mathbb{N} = \{0, 1, 2, \dots\}$  are the number of arrows appearing in the graph, that is,



Now, consider the set  $\mathbb{N} \times \mathbb{N}$  and identify  $u$  with  $(1, 0)$  and  $v$  with  $(0, 1)$ . According to the number of sinks in  $E$ , we have several different relations in the monoid  $M_E$ . If all the vertices are sinks, the graph consists of two isolated vertices and its Leavitt path algebra is  $K \times K$  which has clearly the IBN property. So we only consider the two cases below.

**2.1. One sink case.** Without loss of generality, let  $u$  be the sink so that the graph looks like:





Since there is only one vertex which is not a sink, we have:

$$(2) \quad v = t_2 u + l_2 v.$$

Then  $M_E$  is identified with

$$\mathbb{N} \times \mathbb{N} / \langle (0, 1) = (t_2, l_2) \rangle$$

and we get the equivalence relation generated by the pair

$$(3) \quad (t_2, l_2 - 1).$$

A consequence of Theorem 2.1 is that the algebra  $L_K(E)$  has not the IBN property and is of type  $(1, m)$ ,  $m > 1$ , if and only if  $(m - 1, m - 1)$  is in the integer span of the pair in (3). In other words, if and only if there is a nonzero natural number  $k$  such that

$$(4) \quad \begin{cases} m - 1 = k (l_2 - 1) \\ m - 1 = k t_2. \end{cases}$$

We will split the discussion of the solution of this system into two cases:

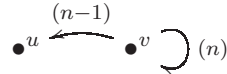
Case 1. If  $t_2 = 0$  or  $l_2 = 1$  then the system is inconsistent (it has no solution) and  $L_K(E)$  has IBN. More precisely: when  $t_2 = 0$ , then  $L_K(E)$  is isomorphic to  $K \times K[x, x^{-1}]$  when  $l_2 = 1$  or to  $K \times L(1, l_2)$  when  $l_2 \neq 1$  and in every case it is an IBN algebra.

Case 2. If  $t_2 \neq 0$  and  $l_2 \neq 1$  then:

- (a) If  $t_2 \neq l_2 - 1$ , then the system is again inconsistent and  $L_K(E)$  is IBN.
- (b) If  $t_2 = l_2 - 1$ , then  $m - 1 = k t_2$  and the minimum solution is  $m = 1 + t_2 = l_2$ , so  $L_K(E)$  has not IBN and type  $(1, l_2)$ .

Summarizing the results of the one sink case, we get the following lemma.

**Lemma 2.2.** *Let  $K$  be a field and  $E$  be a graph with two vertices having exactly one sink. Then  $L_K(E)$  has not IBN if and only if  $E$  is of the form*



where  $n \geq 2$ . Furthermore,  $L_K(E)$  has not IBN and has type  $(1, n)$ .

**2.2. No sink case.** If both  $u$  and  $v$  are not sinks, then we have the following relations

$$(5) \quad \begin{aligned} u &= l_1 u + t_1 v, \\ v &= t_2 u + l_2 v. \end{aligned}$$

Then  $M_E$  can be identified with

$$\mathbb{N} \times \mathbb{N} / \langle (1, 0) = (l_1, t_1), (0, 1) = (t_2, l_2) \rangle$$

and the equivalence relation is the one generated by the pairs

$$(6) \quad (l_1 - 1, t_1), \quad (t_2, l_2 - 1).$$

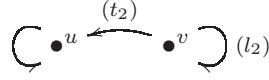
Using Theorem 2.1 we can affirm that if there exists  $m \in \mathbb{N}$ ,  $m > 1$  such that (1) is satisfied, then  $(m, m) - (1, 1)$  is in the  $\mathbb{Z}$ -span of the relations given in (6), that is, there exist  $k_1, k_2 \in \mathbb{Z}$  such that

$$(7) \quad \begin{cases} m - 1 &= k_1(l_1 - 1) + k_2t_2 \\ m - 1 &= k_1t_1 + k_2(l_2 - 1). \end{cases}$$

Our aim is to find the minimum value of  $m \in \mathbb{N}$  satisfying the system above, if it exists.

We may assume that  $(l_i, t_i) \neq (0, 0)$  for any  $i = 1, 2$  (otherwise the graph has a sink and this case has been considered already). There are also some particular cases to consider:

- Case 1.**  $(l_i, t_i) = (1, 0)$  for any  $i = 1, 2$ . The associated Leavitt path algebra is isomorphic to  $K[x, x^{-1}] \times K[x, x^{-1}]$  which has IBN.
- Case 2.** Without loss of generality we may assume  $(l_1, t_1) = (1, 0)$  but  $(l_2, t_2) \neq (1, 0)$ . The graph is



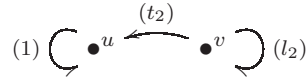
and the system transforms to

$$\begin{cases} m - 1 &= k_2t_2 \\ m - 1 &= k_2(l_2 - 1), \end{cases}$$

which is the same system as (4). Consequently, the algebra does not have IBN and has type  $(1, l_2)$  if and only if  $t_2 = l_2 - 1$ .

Here, we get another class of Leavitt path algebras not having IBN and we note the result as the following lemma.

**Lemma 2.3.** *Let  $K$  be a field and  $E$  be a graph of the form*



where  $l_2 \geq 2$ . Then  $L_K(E)$  does not have IBN if and only if  $t_2 = l_2 - 1$ . In this case,  $L_K(E)$  has type  $(1, l_2)$ .

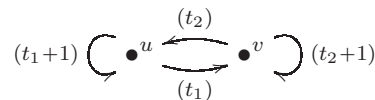
**Case 3.**  $(l_i, t_i) \neq (1, 0)$  for any  $i = 1, 2$ .

**Case 3a.** If  $l_i - 1 = t_i$  for some  $i$ . Without loss of generality, assume  $l_1 - 1 = t_1$ . From (7) we get  $0 = k_2(t_2 - l_2 + 1)$ .

**Case 3a (i).** If  $t_2 = l_2 - 1$ , then we have  $m - 1 = k_1t_1 + k_2t_2$ , therefore  $m - 1 = k \gcd(t_1, t_2)$  and the minimum solution (in  $\mathbb{N}$ ) is  $m = 1 + \gcd(t_1, t_2)$ . We get a Leavitt path algebra not having IBN and of type  $(1, 1 + \gcd(t_1, t_2))$ .

We state this result in the following lemma.

**Lemma 2.4.** *Let  $K$  be a field and  $E$  be a graph of the form*



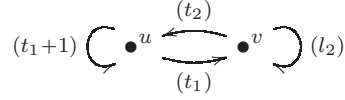
where  $t_1, t_2 \geq 1$ . Then  $L_K(E)$  does not have IBN and has type  $(1, 1 + \gcd(t_1, t_2))$ .



**Case 3a (ii).** If  $t_2 \neq l_2 - 1$  we have  $k_2 = 0$  and the minimum solution for  $m$  is  $m = 1 + t_1 = l_1$ , which gives a Leavitt path algebra not having IBN and of type  $(1, l_1)$ .

This case is summarized below.

**Lemma 2.5.** *Let  $K$  be a field and  $E$  be a graph of the form*



where  $(l_2, t_2) \neq (0, 0)$ ,  $l_2 - t_2 \neq 1$  and  $t_1 \geq 1$ . Then  $L_K(E)$  does not have IBN and has type  $(1, 1 + t_1)$ .

**Case 3b.** We analyze now the case  $l_i - 1 \neq t_i$  for any  $i$ .

In what follows we will recall how to solve the following system of equations on  $\mathbb{Z}$ . Let  $a, b, a', b', c, c' \in \mathbb{Z}$  be such that at least one of the following elements:  $a, a', b, b'$  is non zero, and consider:

$$(8) \quad \begin{cases} c &= ak_1 + bk_2 \\ c' &= a'k_1 + b'k_2. \end{cases}$$

Without loss in generality we may assume  $a$  or  $a'$  is different from zero.

Since  $a$  or  $a'$  is nonzero, we may define  $d := \gcd(a, a')$ , which is nonzero. We know that there exist  $s, t \in \mathbb{Z}$  such that  $d = as + a't$ .

Now (8) can be rewritten as the matrix equation

$$(9) \quad \begin{pmatrix} a & b \\ a' & b' \end{pmatrix} \begin{pmatrix} k_1 \\ k_2 \end{pmatrix} = \begin{pmatrix} c \\ c' \end{pmatrix}.$$

A simple computation shows that the matrix  $A = \begin{pmatrix} s & t \\ -\frac{a'}{d} & \frac{a}{d} \end{pmatrix}$  is invertible with inverse  $\begin{pmatrix} \frac{a}{d} & -t \\ \frac{a'}{d} & s \end{pmatrix}$ . Multiplying (9) by  $A$  on the left hand side we get

$$(10) \quad \begin{pmatrix} d & * \\ 0 & \Delta \end{pmatrix} \begin{pmatrix} k_1 \\ k_2 \end{pmatrix} = A \begin{pmatrix} c \\ c' \end{pmatrix} = \begin{pmatrix} sc + tc' \\ -\frac{a'c}{d} + \frac{ac'}{d} \end{pmatrix},$$

where  $\Delta = ab' - a'b$ .

Consequently  $\frac{\Delta}{d}k_2 = \frac{ac' - a'c}{d}$ , implying  $\Delta k_2 = ac' - a'c$ . By performing the following substitutions  $a = l_1 - 1$ ,  $a' = t_1$ ,  $b = t_2$ ,  $b' = l_2 - 1$ ,  $c = c' = m - 1 > 0$ , the last equation becomes

$$(11) \quad \Delta k_2 = (l_1 - 1 - t_1)(m - 1),$$

where  $\Delta = (l_1 - 1)(l_2 - 1) - t_1 t_2$ . By swapping the roles of the vertices and following a similar argument, we get

$$(12) \quad \Delta k_1 = (l_2 - 1 - t_2)(m - 1).$$

Now we consider the cases that follow, taking into account if  $\Delta$  is zero or not.

**Case 3b (i).** If  $\Delta = 0$  there is no solution neither for (11) nor (12). Hence the Leavitt path algebra has IBN and it will be studied later.

**Case 3b (ii).** If  $\Delta \neq 0$ , using (11) and (12) we get

$$\frac{\Delta k_2}{l_1 - 1 - t_1} = m - 1 = \frac{\Delta k_1}{l_2 - 1 - t_2}.$$

Consequently we get the equation  $k_1(l_1 - 1 - t_1) = k_2(l_2 - 1 - t_2)$ , which has solutions. The minimum values for  $k_1$  and  $k_2$  are

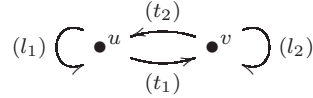
$$\frac{l_2 - 1 - t_2}{\gcd(l_1 - 1 - t_1, l_2 - 1 - t_2)} \text{ and } \frac{l_1 - 1 - t_1}{\gcd(l_1 - 1 - t_1, l_2 - 1 - t_2)}, \text{ respectively.}$$

At this point, to make reference to the graph we are considering, we change the notation and take  $\Delta_E = \Delta = (l_1 - 1)(l_2 - 1) - t_1 t_2$  for simplicity, we have

$$m = 1 + \frac{|\Delta_E|}{\gcd(l_1 - 1 - t_1, l_2 - 1 - t_2)}.$$

These computations are summarized in the result that follows.

**Lemma 2.6.** *Let  $K$  be a field and  $E$  be a graph of the form*



where  $(l_i, t_i) \neq (0, 0)$  and  $l_i - t_i \neq 1$ , for  $i = 1, 2$ . Then  $L_K(E)$  does not have IBN if and only if  $\Delta_E \neq 0$ . Moreover,  $L_K(E)$  has type  $\left(1, 1 + \frac{|\Delta_E|}{\gcd(l_1 - 1 - t_1, l_2 - 1 - t_2)}\right)$ .

We collect all the information of Lemmas 2.2, 2.3, 2.4, 2.5 and 2.6 in Figure 3. To simplify, we associate the set

$$S = \{(l_1, t_1), (l_2, t_2)\}$$

to any two-vertex Leavitt path algebra. All possible Leavitt path algebras not having IBN are the ones whose associated sets  $S$  are listed below:

	$S$	Type $(1, k)$
I	$\{(0, 0), (t_2 + 1, t_2) \mid t_2 \geq 1\}$	$k = 1 + t_2$
II	$\{(1, 0), (t_2 + 1, t_2) \mid t_2 \geq 1\}$	$k = 1 + t_2$
III	$\{(t_1 + 1, t_1), (t_2 + 1, t_2) \mid t_1, t_2 \geq 1\}$	$k = 1 + \gcd(t_1, t_2)$
IV	$\{(t_1 + 1, t_1), (l_2, t_2) \mid (l_2, t_2) \neq (0, 0), l_2 - t_2 \neq 1, t_1 \geq 1\}$	$k = 1 + t_1$
V	$\{(l_1, t_1), (l_2, t_2) \mid l_i - t_i \neq 1, \Delta_E \neq 0, \text{ for } i = 1, 2\}$	$k = 1 + \frac{ \Delta_E }{\gcd(l_1 - 1 - t_1, l_2 - 1 - t_2)}$

FIGURE 3. Invariants (Part I) for two-vertex Leavitt path algebras not having IBN

3. COMPUTATION OF  $K_0(L_K(E))$ 

In the previous section we have computed the type of the two-vertex Leavitt path algebras which do not have IBN. The type is not the only invariant that we must use in order to classify those algebras. This is why we compute here  $K_0(L_K(E))$  in the cases that appear in Figure 3. We will remark that the order of the order unit is related to the type.

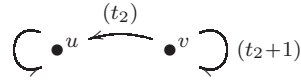
Recall that  $N'_E := A_E - 1'$ , where  $1'$  denotes the matrix built from the identity matrix changing the columns corresponding to sinks by columns of zeros.

**Case I.** We have  $S = \{(0, 0), (t_2 + 1, t_2) \mid t_2 \geq 1\}$ , whose associated graph  $E$  is



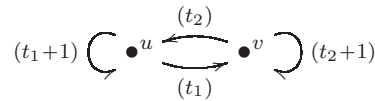
Then  $A_E = \begin{pmatrix} 0 & 0 \\ t_2 & t_2 + 1 \end{pmatrix}$  and  $N'_E = \begin{pmatrix} 0 & 0 \\ t_2 & t_2 \end{pmatrix}$ . By [14], the Smith normal form of  $N'_E$  is  $\begin{pmatrix} 0 & 0 \\ 0 & t_2 \end{pmatrix}$ . This implies (as follows by [7, Theorem 4.2]) that  $K_0(L_K(E))$  is isomorphic to  $\mathbb{Z} \times \mathbb{Z}_{t_2}$ .

**Case II.** Now  $S = \{(1, 0), (t_2 + 1, t_2) \mid t_2 \geq 1\}$  and its associated graph  $E$  is



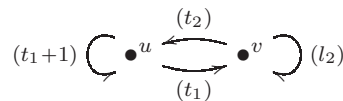
We have  $A_E = \begin{pmatrix} 1 & 0 \\ t_2 & t_2 + 1 \end{pmatrix}$  and  $N'_E = \begin{pmatrix} 0 & 0 \\ t_2 & t_2 \end{pmatrix}$ . Again, the Smith normal form of  $N'_E$  is  $\begin{pmatrix} 0 & 0 \\ 0 & t_2 \end{pmatrix}$  and  $K_0(L_K(E))$  is isomorphic to  $\mathbb{Z} \times \mathbb{Z}_{t_2}$ .

**Case III.** We have  $S = \{(t_1 + 1, t_1), (t_2 + 1, t_2) \mid t_1, t_2 \geq 1\}$ , whose associated graph  $E$  is



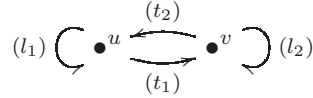
Then,  $A_E = \begin{pmatrix} t_1 + 1 & t_1 \\ t_2 & t_2 + 1 \end{pmatrix}$  and  $N'_E = \begin{pmatrix} t_1 & t_1 \\ t_2 & t_2 \end{pmatrix}$ . The Smith normal form of  $N'_E$  is  $\begin{pmatrix} d & 0 \\ 0 & 0 \end{pmatrix}$ , where  $d = \gcd(t_1, t_2)$ . Therefore  $K_0(L_K(E))$  is isomorphic to  $\mathbb{Z} \times \mathbb{Z}_d$ .

**Case IV.** Here  $S = \{(t_1 + 1, t_1), (l_2, t_2) \mid (l_2, t_2) \neq (0, 0), l_2 - t_2 \neq 1, t_1 \geq 1\}$  and its associated graph  $E$  is



Then,  $A_E = \begin{pmatrix} t_1 + 1 & t_1 \\ t_2 & l_2 \end{pmatrix}$  and  $N'_E = \begin{pmatrix} t_1 & t_1 \\ t_2 & l_2 - 1 \end{pmatrix}$ . In this case, the Smith normal form of  $N'_E$  is  $\begin{pmatrix} d & 0 \\ 0 & \frac{|t_1(l_2 - t_2 - 1)|}{d} \end{pmatrix}$ , where  $d = \gcd(t_1, t_2, l_2 - 1)$ . Therefore  $K_0(L_K(E))$  is isomorphic to  $\mathbb{Z}_d \times \mathbb{Z}_{\frac{|t_1(l_2 - t_2 - 1)|}{d}}$ .

**Case V.** For the final case,  $S = \{(l_1, t_1), (l_2, t_2) \mid \Delta_E \neq 0, l_i - t_i \neq 1, \text{ for } i = 1, 2\}$  and the associated graph  $E$  is as follows



In this case,  $A_E = \begin{pmatrix} l_1 & t_1 \\ t_2 & l_2 \end{pmatrix}$  and  $N'_E = \begin{pmatrix} l_1 - 1 & t_1 \\ t_2 & l_2 - 1 \end{pmatrix}$ . The Smith normal form of  $N'_E$  is  $\begin{pmatrix} d & 0 \\ 0 & \frac{|\Delta_E|}{d} \end{pmatrix}$ , where  $d = \gcd(l_1 - 1, t_1, l_2 - 1, t_2)$ . Therefore  $K_0(L_K(E))$  is isomorphic to  $\mathbb{Z}_d \times \mathbb{Z}_{\frac{|\Delta_E|}{d}}$ .

We will write  $d_E$  and  $\Delta_E$  to refer to the greatest common divisor of the entries and to the determinant of  $N'_E$ , respectively.

To end this section we remark that the order of  $[1]_E$  in  $K_0(L_K(E))$  is  $n$ , where  $(1, 1+n)$  is the type of  $L_K(E)$ . To prove this, take into account the monomorphism from the Grothendieck group of  $\mathcal{U}(L_K(E))$  into  $K_0(L_K(E))$  given in [15, Proposition 2.5], together with the fact that  $L_K(E)^{n+1} \cong L_K(E)$  (as  $L_K(E)$ -modules). Observe that in Case IV,  $t_1$  divides  $\frac{\Delta_E}{d_E}$  and in Case V, we have that  $\frac{|\Delta_E|}{\gcd(l_1 - 1 - t_1, l_2 - 1 - t_2)}$  divides  $\frac{|\Delta_E|}{d_E}$ , as expected from [15, Proposition 2.5].

In Figure 4, that summarizes the computation of the  $K_0$  groups, we note that  $K_0(L_K(E))$  is of the form  $\mathbb{Z}_{\frac{|\Delta_E|}{d_E}} \times \mathbb{Z}_{d_E}$  in each of the cases.

	$S$	Type $(1, k)$	$\Delta_E$	$K_0(L_K(E))$
I	$\{(0, 0), (t_2 + 1, t_2) \mid t_2 \geq 1\}$	$k = 1 + d_E$	0	$\mathbb{Z}_{d_E} \times \mathbb{Z}$
II	$\{(1, 0), (t_2 + 1, t_2) \mid t_2 \geq 1\}$	$k = 1 + d_E$	0	$\mathbb{Z}_{d_E} \times \mathbb{Z}$
III	$\{(t_1 + 1, t_1), (t_2 + 1, t_2) \mid t_1, t_2 \geq 1\}$	$k = 1 + d_E$	0	$\mathbb{Z}_{d_E} \times \mathbb{Z}$
IV	$\{(t_1 + 1, t_1), (l_2, t_2) \mid (l_2, t_2) \neq (0, 0), l_2 - t_2 \neq 1, t_1 \geq 1\}$	$k = 1 + t_1$	$\neq 0$	$\mathbb{Z}_{d_E} \times \mathbb{Z}_{\frac{ \Delta_E }{d_E}}$
V	$\{(l_1, t_1), (l_2, t_2) \mid l_i - t_i \neq 1, \Delta_E \neq 0, \text{ for } i = 1, 2\}$	$k = 1 + \frac{ \Delta_E }{\gcd(l_1 - 1 - t_1, l_2 - 1 - t_2)}$	$\neq 0$	$\mathbb{Z}_{d_E} \times \mathbb{Z}_{\frac{ \Delta_E }{d_E}}$

FIGURE 4. Invariants (Part II) for two-vertex Leavitt path algebras not having IBN

**Remark 3.1.** Any Leavitt path algebra associated to a graph in Cases I, II, III is not isomorphic to any Leavitt path algebra in Cases IV or V. Indeed, notice that in Cases I, II

and III in Figure 4,  $\Delta_E = 0$ , hence the  $K_0$  groups are isomorphic to  $\mathbb{Z}_{d_E} \times \mathbb{Z}$ . So, in these cases the  $K_0$  group has a torsion-free part while in Cases IV and V the  $K_0$  is a torsion group.

#### 4. CLASSIFICATION OF LEAVITT PATH ALGEBRAS NOT HAVING IBN

In this section we study the isomorphisms between the algebras in the different cases in Figure 4 following the decision tree. Recall that  $P_l$ ,  $P_c$  and  $P_{ec}$  denote the set of all line points, vertices in cycles with no exits and vertices in extreme cycles of  $E$ , respectively. We will compute the ideals generated by the above sets, namely,  $I(P_c)$ ,  $I(P_l) = \text{Soc}(L_K(E))$  and  $I(P_{ec})$ . Clearly, the socle is invariant under isomorphisms and the ideal  $I(P_c)$  is proved to be also invariant under isomorphisms in [9].

We start by proving that  $I(P_{ec})$  remains invariant under ring isomorphisms when  $E$  is a finite graph.

**Theorem 4.1.** *Let  $E$  be a finite graph. Then the ideal  $I(P_{ec})$  is invariant under any ring isomorphism.*

*Proof.* Assume that  $E$  and  $F$  are finite graphs and that  $\varphi : L_K(E) \rightarrow L_K(F)$  is a ring isomorphism.

Denote by  $P_{ec}^E$  and  $P_{ec}^F$  the hereditary subsets of  $E^0$  and  $F^0$ , respectively, consisting of vertices in extreme cycles in  $E$  and  $F$ , respectively.

As any isomorphism sends idempotents to idempotents and by [3, Corollary 2.9.11],  $\varphi(I(P_{ec}^E))$  is a graded ideal (at a first glance it is a graded ring ideal but, taking into account [3, Remark 1.2.11] it is actually a graded algebra ideal). Hence,  $\varphi(I(P_{ec}^E)) = I(H)$  for some hereditary saturated set  $H$  in  $F$ . Moreover,  $H = F^0 \cap \varphi(I(P_{ec}^E))$  by [3, Theorem 2.4.8].

Take  $v \in H$ . Since the graph is finite,  $v$  has to connect to a line point, to a cycle without exits, or to an extreme cycle (by [13, Theorem 2.9 (ii)] the ideal of  $L_K(F)$  generated by the hereditary set  $P_{lec}^F$  consisting of line points, vertices in cycles without exits and vertices in extreme cycles is dense and by [13, Propostion 1.10] we have that  $I(P_{lec}^F)$  is dense if and only if every vertex of the graph connects to a vertex in  $P_{lec}^F$ ). We are going to prove that the only option for  $v$  is to connect to an extreme cycle. Assume that  $v$  connects to a line point, say  $w$ , or to a cycle without exits, say  $c$ . Since  $H$  is hereditary,  $w \in H$  or  $c^0 \subseteq H$ . This implies that  $I(H)$  contains a primitive idempotent (see [9, Proposition 5.3]). Since primitive idempotents are preserved by isomorphisms, this means that  $I(P_{ec}^E)$  contains a primitive idempotent. But this is a contradiction because of [9, Corollary 4.10], since  $I(P_{ec}^E)$  is purely infinite simple (by [13, Proposition 2.6]). Applying the (CK2) relation,  $v$  is in the ideal  $I(P_{ec}^F)$ ; therefore,  $\varphi(I(P_{ec}^E)) \subseteq I(P_{ec}^F)$ . Reasoning in the same way with  $\varphi^{-1}$  we get  $\varphi^{-1}(I(P_{ec}^F)) \subseteq I(P_{ec}^E)$ , implying  $\varphi(I(P_{ec}^E)) = I(P_{ec}^F)$ .  $\square$

In the proceeding study we will follow the steps indicated in Figure 1. Note that the three sets  $P_l$ ,  $P_c$ ,  $P_{ec}$  will play an important role in the classification of two-vertex Leavitt path algebras not having IBN. We start by considering the different possibilities for the socle (non-zero or zero).

##### 4.1. $\text{Soc}(L_K(E)) \neq 0$ .

From now on we will denote by  $\mathcal{C}$  the class of Leavitt path algebras with nonzero socle, not having IBN which are associated to two-vertex graphs.

Summarizing the information contained in the one-sink case (Subsection 2.1) we get the lemma that follows, where  $\text{Type}(X)$  denotes the type of  $X$  (in the sense of [3, Definition 1.1.1]).

**Lemma 4.2.** *For every  $A \in \mathcal{C}$  the associated two-vertex graph, say  $E_{l_2}$ , is*

$$\bullet^u \xrightarrow{(l_2-1)} \bullet^v \curvearrowright_{(l_2)}$$

with  $l_2 > 1$ . Then,  $\text{Soc}(A) \cong M_\infty(K)$ ,  $\bar{A} = A/\text{Soc}(A) \cong L(1, l_2)$  and the type of  $A$  is  $(1, l_2)$ . A complete system of invariants for  $\mathcal{C}$  is the type. Also the quotient algebra is an invariant for  $\mathcal{C}$ . More precisely, for two algebras  $A$  and  $B$  in  $\mathcal{C}$  the following assertions are equivalent:

- (i)  $A \cong B$ .
- (ii)  $\bar{A} \cong \bar{B}$ .
- (iii)  $\text{Type}(A) = \text{Type}(B)$ .

*Proof.* Since  $\text{Soc}(A) \neq 0$  there must be line-points in  $E_{l_2}$ , so this graph contains sinks. The unique graphs of this type which produce a Leavitt path algebra not having IBN are given in Lemma 2.2. Assume  $A, B \in \mathcal{C}$ . If  $A \cong B$  then  $\bar{A} \cong \bar{B}$  since every isomorphism preserves the socle. Now, if  $\bar{A} \cong \bar{B}$ ,  $A = L_K(E_{l_2})$  and  $B = L_K(E_{m_2})$ , then we have  $\bar{A} \cong L(1, l_2)$  and  $\bar{B} \cong L(1, m_2)$ , hence  $(1, l_2) = \text{Type}(L(1, l_2)) = \text{Type}(L(1, m_2)) = (1, m_2)$  giving  $l_2 = m_2$  hence the underlying graphs are the same and so  $A = B$ . Finally, if  $\text{Type}(A) = \text{Type}(B)$ , then, by Lemma 2.2,  $l_2 = m_2$  so that  $A \cong B$ .  $\square$

#### 4.2. $\text{Soc}(A) = 0$ .

We focus our attention on algebras  $A = L_K(E)$  with  $|E^0| = 2$  and  $\text{Soc}(A) = 0$ . We also rule out the purely infinite simple case because for this class a system of invariants is well known: the Franks triple  $(K_0, [1]_E, |N'_E|)$  (see [2, Corollary 2.7]).

4.2.1. *Case 1. Decomposable algebras.* Denote by  $\mathcal{D}$  the class of decomposable Leavitt path algebras with zero socle, not having IBN and such that their associated graphs have two vertices.

**Lemma 4.3.** *For every  $A \in \mathcal{D}$  the associated two-vertex graph, say  $E_{l_1, l_2}$ , is of the form*

$$(l_1) \curvearrowleft \bullet^u \quad \bullet^v \curvearrowright (l_2)$$

with  $l_1, l_2 > 1$ . Given two graphs  $E_{l_1, l_2}$  and  $E_{n_1, n_2}$ , we have  $L_K(E_{l_1, l_2}) \cong L_K(E_{n_1, n_2})$  if and only if  $(l_1, l_2) = (n_1, n_2)$  or  $(n_2, n_1)$ . Thus, a complete system of invariants for the algebras  $A$  in  $\mathcal{D}$  is the pair  $(l_1, l_2)$ , where  $l_1, l_2$  are the types of the unique two graded ideals of  $A$ , considered as algebras.

*Proof.* Take  $A \in \mathcal{D}$  and let  $E$  be the two-vertex graph associated to  $A$ . By [11, Theorem 6.5] there must be hereditary saturated nonempty subsets  $H_1, H_2$  whose union is  $E^0 = \{u, v\}$ . Then, necessarily  $H_1 = \{u\}$  and  $H_2 = \{v\}$ , so there is no edge connecting  $u$  to  $v$  and vice versa. Thus,  $E$  consists of  $l_1$  loops based at  $u$  and  $l_2$  loops based at  $v$ . Taking into account Case 3.b in Subsection 2.2, the necessary and sufficient conditions for  $A$  not to have IBN are  $l_1, l_2 > 1$ . Suppose  $A = L_K(E_{l_1, l_2}) \cong L(1, l_1) \oplus L(1, l_2)$  and  $B = L_K(E_{n_1, n_2}) \cong L(1, n_1) \oplus L(1, n_2)$  are



in  $\mathcal{D}$ . The unique proper non-zero graded ideals in  $A$  are isomorphic to  $L(1, l_1)$  and  $L(1, l_2)$ , while for  $B$  they are isomorphic to  $L(1, n_1)$  and  $L(1, n_2)$ . By [8, Proof of Theorem 5.3] an ideal is graded if and only if it is generated by idempotents, therefore graded ideals are preserved by isomorphism. Thus, if  $A$  and  $B$  are isomorphic, then  $(l_1, l_2) = (n_1, n_2)$  or  $(n_2, n_1)$ .  $\square$

4.2.2. *Case 2. Indecomposable algebras.* Let  $A = L_K(E)$  be an indecomposable Leavitt path algebra, where  $E$  is a two-vertex graph. Then  $A$  can be either purely infinite simple or not.

*Case 2.1. Purely infinite simple algebras.* For these algebras we can use [2, Corollary 2.7] which provides an invariant, the Franks triple, for determining the isomorphism classes.

**Remark 4.4.** Assume  $E$  is a finite graph. Then  $A := L_K(E)$  is purely infinite simple if and only if  $A$  is simple and  $\text{Soc}(A) = 0$  (see [12, Corolario 3.4.3]).

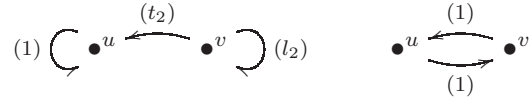
By [13, Lemma 2.7] the sum of the ideals  $I(P_l)$ ,  $I(P_c)$  and  $I(P_{ec})$  is direct. In fact, since  $E$  is finite, then this sum is a dense ideal in  $A$  by [13, Theorem 2.9]. Since  $A$  is simple then  $A$  must coincide with  $I(P_l)$ , with  $I(P_c)$  or with  $I(P_{ec})$ .

Using Remark 4.4 we get that  $I(P_l) = 0$ ; also  $I(P_c) = 0$  because the algebra is purely infinite simple; therefore, necessarily  $A = I(P_{ec})$ .

*Case 2.2. Non-purely infinite simple algebras.*

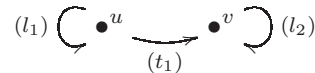
By Remark 4.4, the non-purely infinite simple Leavitt path algebras in this case are non-simple.

*Case 2.2.1.  $I(P_c) \neq 0$ .* Notice that there are no sinks and there is a cycle with no exits. The possibilities are:



The Leavitt path algebra associated to the first graph does not have IBN only if  $t_2 = l_2 - 1$  (see Lemma 2.3), the type of the corresponding Leavitt path algebra is  $(1, l_2)$ . The Leavitt path algebra associated to the second graph has IBN, concretely it is isomorphic to  $M_2(K[x, x^{-1}])$  by [5, Theorem 3.3]. So the type is again a sufficient invariant to determine the isomorphism classes in this case.

*Case 2.2.2.  $I(P_c) = 0$ .* By [13, Proposition 1.10 and Theorem 2.9 (ii)] we have that in a finite graph any vertex connects either to a sink or to a cycle without exits or to an extreme cycle. Since there are no sinks and no cycles without exits, any vertex connects to an extreme cycle. Hence  $I(P_{ec}) \neq 0$ . Moreover, as  $I(P_{ec})$  is purely infinite simple (see [13, Proposition 2.6]), it has to be a proper ideal of  $L_K(E)$ . We see that the only possible graph is of the form:



with  $l_2 > 1$ , as any cycle should have an exit. Also  $t_1 \geq 1$ , otherwise the algebra would be decomposable. Moreover,  $l_1 \geq 1$  because if  $l_1 = 0$  then the Leavitt path algebra would be simple (by [4, 3.11 Theorem]), a contradiction as we are assuming that the algebra is non-simple. Furthermore, if  $l_1 = 1$  the algebra would have IBN by Lemma 2.6 because  $\Delta_E = 0$  in this case, so we have to assume  $l_1 \geq 2$ .

To convince the reader that we have completed the decision tree we just point out that  $P_{ec} \neq \emptyset$  because every vertex connects to one vertex in  $P_l \sqcup P_c \sqcup P_{ec}$  and, in our case, only  $P_{ec}$  survives.

We summarize all the data of this section in Figure 5. The order in which the graphs appear in the table below corresponds to the order in which the cases have been studied in the decision tree.

	Decomposable	PIS	Graph		$I(P_l)$	$I(P_c)$	$I(P_{ec})$	$L_K(E)/I(P_{ec})$
I	NO	NO	$\bullet^u \xrightarrow{(t_2)} \bullet^v \curvearrowright_{(t_2+1)}$	with $t_2 \geq 1$	$\mathcal{M}_\infty(K)$	0	0	$L(1, t_2 + 1)$
V(a)	YES	NO	$(t_1) \curvearrowleft \bullet^u \xrightarrow{(t_2)} \bullet^v \curvearrowright_{(t_2)}$	$l_1, l_2 \geq 2$	0	0	$\bigoplus_{i=1}^2 L(1, l_i)$	0
III	NO	YES	$(t_1+1) \curvearrowleft \bullet^u \xrightarrow{(t_2)} \bullet^v \curvearrowright_{(t_2+1)}$	$t_1, t_2 \geq 1$	0	0	$L_K(E)$	0
IV(a)	NO	YES	$(t_1+1) \curvearrowleft \bullet^u \xrightarrow{(t_2)} \bullet^v \curvearrowright_{(t_2)}$	$l_2 - t_2 \neq 1; t_1, t_2 \geq 1$	0	0	$L_K(E)$	0
V(c)	NO	YES	$\bullet^u \xrightarrow{(t_2)} \bullet^v \curvearrowright_{(t_1)}$	$t_1, t_2 \neq 0; t_1 \geq 2$ or $t_2 \geq 2$	0	0	$L_K(E)$	0
V(d)	NO	YES	$(t_1) \curvearrowleft \bullet^u \xrightarrow{(t_2)} \bullet^v \curvearrowright_{(t_1)}$	$l_1, t_1, t_2 \geq 1; l_1 - t_1 \neq 1$	0	0	$L_K(E)$	0
V(e)	NO	YES	$\bullet^u \xrightarrow{(t_1)} \bullet^v \curvearrowright_{(t_2)}$	$t_1 \geq 1; l_2 \geq 2$	0	0	$\mathcal{M}_{t_1+1}(L_K(1, l_2))$	0
V(f)	NO	YES	$(t_1) \curvearrowleft \bullet^u \xrightarrow{(t_2)} \bullet^v \curvearrowright_{(t_1)}$	$\Delta_E \neq 0; l_i, t_i \geq 1; l_i - t_i \neq 1, \text{ for } i = 1, 2$	0	0	$L_K(E)$	0
II	NO	NO	$(1) \curvearrowleft \bullet^u \xrightarrow{(t_2)} \bullet^v \curvearrowright_{(t_2+1)}$	with $t_2 \geq 1$	0	$\mathcal{M}_\infty(K[x, x^{-1}])$	0	$L(1, t_2 + 1)$
IV(b)-V(b)	NO	NO	$(t_1) \curvearrowleft \bullet^u \xrightarrow{(t_1)} \bullet^v \curvearrowright_{(t_2)}$	with $l_1, l_2 \geq 2; t_1 \geq 1$	0	0	$\mathcal{M}_\infty(L_K(1, l_2))$	$L(1, l_1)$

FIGURE 5. Invariants (Part III) for two-vertex Leavitt path algebras not having IBN

The cases appearing in this table follow from the cases in Figure 4. We call Case IV (a) to Case IV in Figure 4 for  $t_2 \neq 0$ , Case IV (b) is Case IV in Figure 4 for  $t_2 = 0$ , and Case V(b) is Case V in Figure 4 for  $t_2 = 0, l_1, l_2 \geq 2$ .

We justify that Cases IV(b) and V(b) are isomorphic. Any graph  $E$  in Case IV(b) is as follows:

$$(t_1+1) \curvearrowleft \bullet^u \xrightarrow{(t_1)} \bullet^v \curvearrowright_{(l_2)}$$

where  $l_2, t_1 \in \mathbb{N}, l_2 \geq 2$ . Now, consider the graph  $F$

$$(t_1+1) \curvearrowleft \bullet^u \xrightarrow{(s)} \bullet^v \curvearrowright_{(l_2)}$$

where  $s = (l_2 - 1) + t_1$  and  $\Delta_F = t_1(l_2 - 1) \neq 0$ , which is in Case V(b). Note that  $E$  is produced by a shift move from  $F$  and by Theorem 1.1 the Leavitt path algebras  $L_K(E)$  and  $L_K(F)$  are isomorphic. Therefore, it is enough to find the isomorphism classes in Case V(b).

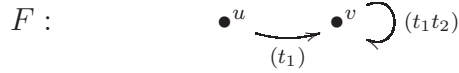
In what follows we are going to compare Cases V(c) and V(d) to V(e).

Take any graph from  $V(c)$ ,



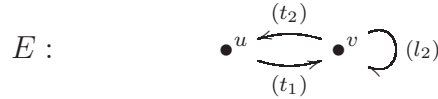
where  $t_1 \geq 2$  or  $t_2 \geq 2$  and without loss of generality  $t_1 \geq t_2$ .

Consider the graph



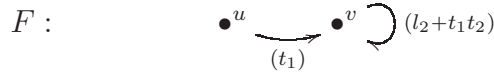
which is in  $V(e)$ . It can be transformed into the graph  $E$  via consecutive  $t_2$ -many shift moves of  $s^{-1}(u) \rightarrow s^{-1}(v)$ . By Theorem 1.1, the Leavitt path algebras  $L_K(E)$  and  $L_K(F)$  are isomorphic.

Take any graph from  $V(d)$ , for example:



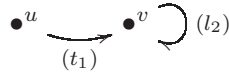
where  $l_2 - t_2 \neq 1$ .

The graph



which is in  $V(e)$ , can be transformed into the graph  $E$  via consecutive  $t_2$ -many shift moves of  $s^{-1}(u) \rightarrow s^{-1}(v)$ . Again, by Theorem 1.1, the Leavitt path algebras  $L_K(E)$  and  $L_K(F)$  are isomorphic. Thus, in Figure 5 we may eliminate the rows corresponding to the cases  $V(c)$  and  $V(d)$ .

Any graph from  $V(e)$  produces a Leavitt path algebra isomorphic to  $M_{t_1+1}(L(1, l_2))$ . Take a graph  $E$  in Case  $V(e)$ :



where  $t_1 \geq 1, l_2 \geq 2$ . Since  $E$  is an  $l_2$ -rose comet, by [3, Proposition 2.2.19]  $L_K(E) \cong M_{t_1+1}(L(1, l_2))$ .

The previous reasoning, as well as the table that follows will allow to refine Figure 5.

Recall that the *Betti number* of a finitely generated abelian group  $G$ , denoted by  $B(G)$  is the dimension (as a  $\mathbb{Z}$ -module) of the free part of  $G$ .

In Figure 6, an entry 1 or 0 in the first and the second columns will mean that  $P_l(E)$  and  $P_c(E)$  are non-empty or empty, respectively. In the third column an entry 1 will mean that the Leavitt path algebra is decomposable, while 0 will stand for the opposite. An entry 1 in the PIS column stands for a Leavitt path algebra which is purely infinite simple. An entry 1 in the  $B(K_0)$  column represents the Betti number of the  $K_0$  of the corresponding Leavitt path algebra.

$P_l$	$P_c$	Dec	PIS	$B(K_0)$	
1	0	0	0	1	I
0	1	0	0	1	II
0	0	1	0	0	V(a)
0	0	0	1	1	III
0	0	0	1	0	IV(a), V(e), V(f)
0	0	0	0	0	V(b)

FIGURE 6. Non-IBN cases

	Decomposable	PIS	Graph		$I(P_l)$	$I(P_c)$	$I(P_{cc})$	$L_K(E)/I(P_{cc})$
I	NO	NO	$\bullet^u \xrightarrow{(t_2)} \bullet^v \xrightarrow{(t_2+1)}$	with $t_2 \geq 1$	$\mathcal{M}_z(K)$	0	0	$L(1, t_2 + 1)$
V(a)	YES	NO	$(t_1) \bullet^u \xrightarrow{(t_2)} \bullet^v \xrightarrow{(t_2)}$	$l_1, l_2 \geq 2$	0	0	$\bigoplus_{i=1}^2 L(1, l_i)$	0
III	NO	YES	$(t_1+1) \bullet^u \xrightarrow{(t_2)} \bullet^v \xrightarrow{(t_1)}$	$t_1, t_2 \geq 1$	0	0	$L_K(E)$	0
IV(a)	NO	YES	$(t_1+1) \bullet^u \xrightarrow{(t_2)} \bullet^v \xrightarrow{(t_1)}$	$l_2 - t_2 \neq 1; t_1, t_2 \geq 1$	0	0	$L_K(E)$	0
V(e)	NO	YES	$\bullet^u \xrightarrow{(t_1)} \bullet^v \xrightarrow{(t_2)}$	$t_1 \geq 1; l_2 \geq 2$	0	0	$\mathcal{M}_{t_1+1}(L_K(1, l_2))$	0
V(f)	NO	YES	$(t_1) \bullet^u \xrightarrow{(t_2)} \bullet^v \xrightarrow{(t_1)}$	$\Delta_E \neq 0; l_i, t_i \geq 1; l_i - t_i \neq 1, \text{ for } i = 1, 2$	0	0	$L_K(E)$	0
II	NO	NO	$(1) \bullet^u \xrightarrow{(t_2)} \bullet^v \xrightarrow{(t_2+1)}$	with $t_2 \geq 1$	0	$\mathcal{M}_z(K[x, x^{-1}])$	0	$L(1, t_2 + 1)$
V(b)	NO	NO	$(t_1) \bullet^u \xrightarrow{(t_2)} \bullet^v \xrightarrow{(t_1)}$	with $l_1, l_2 \geq 2; t_1 \geq 1; l_1 - t_1 \neq 1$	0	0	$\mathcal{M}_z(L_K(1, l_2))$	$L(1, l_1)$

FIGURE 7. Invariants (Part III bis) for two-vertex Leavitt path algebras not having IBN

**Remark 4.5.** There is an overlap in Cases IV(a), V(e) and V(f). Consider, for example, the graphs

$$E : (2) \left( \bullet^u \xrightarrow{(1)} \bullet^v \xrightarrow{(2)} \right) (1) \quad F : \bullet^u \xrightarrow{(2)} \bullet^v \xrightarrow{(3)} \quad G : (3) \left( \bullet^u \xrightarrow{(1)} \bullet^v \xrightarrow{(2)} \right) (1)$$

We have that E, F and G are in cases IV(a), V(e) and V(f), respectively, and the corresponding Leavitt path algebras are isomorphic (via shift moves).

We state the main result for Leavitt path algebras not having IBN under consideration.

**Theorem 4.6.** *Let  $E$  be a finite graph with two-vertices whose Leavitt path algebra  $L_K(E)$  does not have IBN. Then,  $L_K(E)$  is isomorphic to a Leavitt path algebra whose associated graph is*

- (i) in Case I, if and only if  $P_l(E) \neq \emptyset$  (which implies  $P_c(E) = \emptyset$ ,  $P_{ec}(E) = \emptyset$ ,  $L_K(E)$  is neither decomposable nor purely infinite simple and  $B(K_0(L_K(E))) = 1$ ). Any two Leavitt path algebras in this situation are isomorphic if and only if their types are the same.
- (ii) in Case II, if and only if  $P_c(E) \neq \emptyset$  (which implies  $P_l(E) = \emptyset$ ,  $P_{ec}(E) = \emptyset$ ,  $L_K(E)$  is neither decomposable nor purely infinite simple and  $B(K_0(L_K(E))) = 1$ ). Any two Leavitt path algebras in this situation are isomorphic if and only if their types are the same.
- (iii) in Case V(a) if and only if  $L_K(E)$  is decomposable (which implies  $P_l(E) = \emptyset$ ,  $P_c(E) = \emptyset$ ,  $P_{ec}(E) \neq \emptyset$ ,  $L_K(E)$  is not purely infinite simple and  $B(K_0(L_K(E))) = 0$ ). Any two Leavitt path algebras in this situation are isomorphic if and only if the sets of the types of the non-zero proper ideals coincide.
- (iv) in Case III if and only if  $L_K(E)$  is purely infinite simple and  $B(K_0(L_K(E))) = 1$  (which implies  $P_l(E) = \emptyset$ ,  $P_c(E) = \emptyset$ ,  $P_{ec}(E) \neq \emptyset$ ). Any two Leavitt path algebras in this situation whose associated graphs have  $S = \{(t_1+1, t_1), (t_2+1, t_2)\}$ ,  $S' = \{(t'_1+1, t'_1), (t'_2+1, t'_2)\}$  are isomorphic if and only if  $\gcd(t_1, t_2) = \gcd(t'_1, t'_2)$ .
- (v) in Cases IV(a), V(e) or V(f) if and only if the Leavitt path algebra  $L_K(E)$  is purely infinite simple and  $B(K_0(L_K(E))) = 0$  (which implies  $P_l(E) = \emptyset$ ,  $P_c(E) = \emptyset$ ,  $P_{ec}(E) \neq \emptyset$ ). Any two Leavitt path algebras in this situation whose Franks triples coincide are isomorphic. On the other hand, if two Leavitt path algebras in these cases are isomorphic, then their Franks triples coincide up to the sign of the determinant.
- (vi) in Case V(b) if and only if  $P_l(E) = \emptyset$ ,  $P_c(E) = \emptyset$  (which implies  $P_{ec} \neq \emptyset$ ),  $L_K(E)$  is neither decomposable nor purely infinite simple and  $B(K_0(L_K(E))) = 0$ . Any two Leavitt path algebras in this situation whose associated graphs  $E$  and  $F$  are in Case V(b) which are isomorphic must satisfy  $d_E = d_F$  and  $\gcd(l_1 - 1 - t_1, l_2 - 1) = \gcd(l_1 - 1 - t'_1, l_2 - 1)$ .

*Proof.* By looking at Figures 6 and 7 we can distinguish the different cases that appear in the statement.

Now we study isomorphisms within each case. Consider a graph  $E$  in either Case I or Case II. Since  $L_K(E)/I(P_{lec})$  is determined by  $t_2$ , which is the only variable of the graph, each graph in these cases produces a non-isomorphic Leavitt path algebra. Similarly, any graph in Case V(a) produces a distinct isomorphism class by Lemma 4.3. Let us study the graphs in Case III. Consider  $E$  to be the graph with  $S_E = \{(t_1 + 1, t_1), (t_2 + 1, t_2)\}$ , and  $F$  to be the graph with  $S_F = \{(n + 1, n), (n + 1, n)\}$ , where  $n := \gcd(t_1, t_2)$ . Then  $K_0(L_K(E))$  and  $K_0(L_K(F))$  are both isomorphic to  $\mathbb{Z} \times \mathbb{Z}_n$  and there is an isomorphism from  $K_0(L_K(E))$  to  $K_0(L_K(F))$  sending  $[1]_E$  to  $[1]_F$ , which are both mapped to  $(0, \bar{1})$  in  $\mathbb{Z} \times \mathbb{Z}_n$ . Moreover, the determinants agree:  $\Delta_E = \Delta_F = 0$ . So, by [2, Corollary 2.7],  $L_K(E)$  is ring isomorphic to  $L_K(F)$ . Since the center of  $L_K(E)$  is isomorphic to  $K$  because the Leavitt path algebra is unital and purely infinite simple (see, for example [13, Theorem 3.7] and [10, Theorem 4.2]), we may apply Proposition 1.2 to get that there is an algebra isomorphism from  $L_K(E)$  to  $L_K(F)$ . Therefore, for any positive integer  $n$ , the graph with  $S = \{(n + 1, n), (n + 1, n)\}$  produces an algebra isomorphism class.

Consider any two graphs  $E, F$  in Case V(b) such that  $L_K(E) \cong L_K(F)$ , where

$$E : \quad (l_1) \left( \bullet^u \xrightarrow{(t_1)} \bullet^v \right) (l_2) \quad F : \quad (l'_1) \left( \bullet^u \xrightarrow{(t'_1)} \bullet^v \right) (l'_2)$$

with  $t_1, t'_1 \geq 1; l_1, l_2, l'_2, l'_1 \geq 2$ .

Recall that  $I(P_{ec}^E)$  is isomorphic to  $M_\infty(L_K(1, l_2))$  and  $I(P_{ec}^F)$  is isomorphic to  $M_\infty(L_K(1, l'_2))$ . The unique proper nonzero graded ideals in  $L_K(E)$  and  $L_K(F)$  are  $I(P_{ec}^E)$  and  $I(P_{ec}^F)$ , respectively (because in both graphs, the only proper nontrivial hereditary and saturated subset is  $\{v\}$ ). We know, by [8, Proof of the Theorem 5.3], that an ideal in a Leavitt path algebra is graded if and only if it is generated by idempotents. Therefore, graded ideals are preserved by isomorphisms. Thus, if  $L_K(E)$  and  $L_K(F)$  are isomorphic, by Theorem 4.1 the isomorphism maps  $I(P_{ec}^E)$  to  $I(P_{ec}^F)$ . By Proposition 1.4 we get  $l_2 = l'_2$ . Moreover  $L(1, l_1) \cong L_K(E)/I(P_{ec}^E) \cong L_K(F)/I(P_{ec}^F) \cong L(1, l'_1)$ , which implies  $l_1 = l'_1$ .

Note also that  $t_1 = (l_2 - 1)q + r$  for some  $q \in \mathbb{N}$  and  $0 < r \leq l_2 - 1$ . Observe that by applying successively shift moves to  $E$ , we produce  $G$ , where

$$E : \quad (l_1) \left( \bullet^u \xrightarrow{(t_1)} \bullet^v \right) (l_2) \quad G : \quad (l_1) \left( \bullet^u \xrightarrow{(r)} \bullet^v \right) (l_2)$$

By Theorem 1.1,  $L_K(E)$  is isomorphic to  $L_K(G)$ . Hence, to find the isomorphism classes in Case V(b), it is enough to consider the graphs:

$$E : \quad (l_1) \left( \bullet^u \xrightarrow{(t_1)} \bullet^v \right) (l_2) \quad F : \quad (l_1) \left( \bullet^u \xrightarrow{(t'_1)} \bullet^v \right) (l_2)$$

where  $1 \leq t_1, t'_1 \leq l_2 - 1$ . Now,  $\Delta_E = |\Delta_E| = |\Delta_F| = \Delta_F$ .

If  $d_E \neq d_F$ , then  $K_0(L_K(E))$  is not isomorphic to  $K_0(L_K(F))$ , and  $L_K(E)$  cannot be isomorphic to  $L_K(F)$ .

If  $d_E = d_F$  and  $\gcd(l_1 - 1 - t_1, l_2 - 1) \neq \gcd(l_1 - 1 - t'_1, l_2 - 1)$ , then  $L_K(E)$  cannot be isomorphic to  $L_K(F)$  as they have different types.  $\square$

**Remark 4.7.** We do not know if the converse of (vi) in Theorem 4.6 is true or not. Take  $E$  and  $F$  as in Case V(b). If  $d_E = d_F$  and  $\gcd(l_1 - 1 - t_1, l_2 - 1) = \gcd(l_1 - 1 - t'_1, l_2 - 1)$ , then both the type and the  $K_0$  groups are the same. Moreover, when the Leavitt path algebras have type  $(1, n + 1)$ , the order unit will be an element of order  $n$ . But we do not know if this implies that the Leavitt path algebras  $L_K(E)$  and  $L_K(F)$  are isomorphic or not. Note that the graphs of this form do not produce purely infinite simple Leavitt path algebras, hence we cannot use the algebraic Kirchberg-Phillips Theorems.

We illustrate that there are graphs in Case V(b) such that some of them produce Leavitt path algebras which are not isomorphic while others produce Leavitt path algebras for which we cannot say whether they are isomorphic or not.

**Example 4.8.** Consider the three graphs that follow.

$$4 \left( \bullet^u \xleftarrow{1} \bullet^v \right)_2 \quad 4 \left( \bullet^u \xleftarrow{2} \bullet^v \right)_2 \quad 4 \left( \bullet^u \xleftarrow{3} \bullet^v \right)_2$$

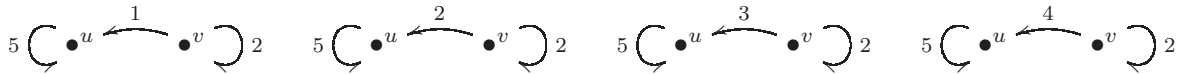


The first one produces a Leavitt path algebra of type  $(1, 2)$  whereas both, the second and the third graphs, produce Leavitt path algebras of type  $(1, 4)$  such that their  $K_0$  groups are  $\mathbb{Z}_3$ .

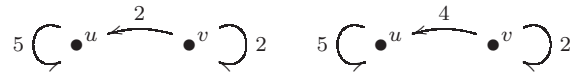


It is an open question (at least for the authors of this paper) if the Leavitt path algebras associated to the graphs in Example 4.8 are isomorphic. However, we have studied if they are graded isomorphic, and the answer is no.

**Example 4.9.** Consider the graphs that follow.



The first one produces a Leavitt path algebra of type  $(1, 2)$ , and the third graph produces a Leavitt path algebra of type  $(1, 3)$ . Also, the second and the fourth graphs, both produce Leavitt path algebras of type  $(1, 5)$ , and their  $K_0$  groups are the same. It is an open question whether the following graphs give rise to isomorphic Leavitt path algebras:



## 5. CLASSIFICATION OF LEAVITT PATH ALGEBRAS HAVING IBN

In the previous section we have classified the Leavitt path algebras not having IBN. Now we complete the classification of Leavitt path algebras associated to finite graphs having two vertices by describing Leavitt path algebras having IBN. We list them in the same order of dichotomies outlined in Figure 1. The invariant ideals of the families of Leavitt path algebras having IBN are summarized in Figure 8.

	DEC	PIS	Graph	$I(P_i)$	$I(P_c)$	$I(P_{ec})$	$L_K(E)/I$
A1	YES	NO	$\bullet^u \quad \bullet^v$	$K \times K$	0	0	0
A2	YES	NO	$\bullet^u \quad \bullet^v \curvearrowright^{(1)}$	$K$	$K[x, x^{-1}]$	0	0
A3	YES	NO	$\bullet^u \quad \bullet^v \curvearrowright^{(l_2)}$	$K$	0	$L(1, l_2)$	0
A4	NO	NO	$\bullet^u \xrightarrow{(t_2)} \bullet^v$	$\mathcal{M}_{t_2+1}(K)$	0	0	0
A5	NO	NO	$\bullet^u \xrightarrow{(t_2)} \bullet^v \curvearrowright^{(1)}$	$\mathcal{M}_\infty(K)$	0	0	$K[x, x^{-1}]$
A6	NO	NO	$\bullet^u \xrightarrow{(t_2)} \bullet^v \curvearrowright^{(l_2)}$	$\mathcal{M}_\infty(K)$	0	0	$L(1, l_2)$
A7	YES	NO	$(1) \curvearrowleft \bullet^u \quad \bullet^v \curvearrowright^{(1)}$	0	$K[x, x^{-1}] \times K[x, x^{-1}]$	0	0
A8	YES	NO	$(1) \curvearrowleft \bullet^u \quad \bullet^v \curvearrowright^{(l_2)}$	0	$K[x, x^{-1}]$	$L(1, l_2)$	0
A9	NO	NO	$(1) \curvearrowleft \bullet^u \xrightarrow{(t_2)} \bullet^v$	0	$\mathcal{M}_{t_2+1}(K[x, x^{-1}])$	0	0
A10	NO	NO	$(1) \curvearrowleft \bullet^u \xrightarrow{(t_2)} \bullet^v \curvearrowright^{(1)}$	0	$\mathcal{M}_\infty(K[x, x^{-1}])$	0	$K[x, x^{-1}]$
A11	NO	NO	$(1) \curvearrowleft \bullet^u \xrightarrow{(t_2)} \bullet^v \curvearrowright^{(l_2)}$	0	$\mathcal{M}_\infty(K[x, x^{-1}])$	0	$L(1, l_2)$
A12	NO	NO	$\bullet^u \xrightleftharpoons[(1)]{(1)} \bullet^v$	0	$\mathcal{M}_2(K[x, x^{-1}])$	0	0
A13	NO	NO	$(1) \curvearrowleft \bullet^u \xrightarrow{(t_1)} \bullet^v \curvearrowright^{(l_2)}$	0	0	$\mathcal{M}_\infty(L(1, l_2))$	$K[x, x^{-1}]$
A14	NO	YES	$(t_1) \curvearrowleft \bullet^u \xrightarrow{(t_2)} \bullet^v \curvearrowright^{(l_2)}$	0	0	$L_K(E)$	0
			$\Delta_E = 0$				
			$l_i - t_i \neq 1; t_i, l_i \geq 1, i = 1, 2$				

FIGURE 8. Invariants for two-vertex Leavitt path algebras having IBN

In a Leavitt path algebra having IBN, clearly the order of the order unit  $[1]_E$  will be infinite and hence  $K_0$  contains an infinite subgroup. We now compute the  $K_0$  groups of each family. Note that  $K_0$  is isomorphic to  $\mathbb{Z} \times \mathbb{Z}_{d_E}$ , where  $d_E$  is the greatest common divisor of the entries of the matrix  $N'_E$  and  $\Delta_E$  is 0 in all the families A1-A14.

	$A_E$	$1'_E$	$N'_E$	$K_0$		$A_E$	$1'_E$	$N'_E$	$K_0$
A1	$\begin{pmatrix} 0 & 0 \\ 0 & 0 \end{pmatrix}$	$\begin{pmatrix} 0 & 0 \\ 0 & 0 \end{pmatrix}$	$\begin{pmatrix} 0 & 0 \\ 0 & 0 \end{pmatrix}$	$\mathbb{Z} \times \mathbb{Z}$	A8	$\begin{pmatrix} 1 & 0 \\ 0 & l_2 \end{pmatrix}$	$\begin{pmatrix} 1 & 0 \\ 0 & 1 \end{pmatrix}$	$\begin{pmatrix} 0 & 0 \\ 0 & l_2 - 1 \end{pmatrix}$	$\mathbb{Z} \times \mathbb{Z}_{l_2-1}$
A2	$\begin{pmatrix} 0 & 0 \\ 0 & 1 \end{pmatrix}$	$\begin{pmatrix} 0 & 0 \\ 0 & 1 \end{pmatrix}$	$\begin{pmatrix} 0 & 0 \\ 0 & 0 \end{pmatrix}$	$\mathbb{Z} \times \mathbb{Z}$	A9	$\begin{pmatrix} 1 & 0 \\ t_2 & 0 \end{pmatrix}$	$\begin{pmatrix} 1 & 0 \\ 0 & 1 \end{pmatrix}$	$\begin{pmatrix} 0 & 0 \\ t_2 & -1 \end{pmatrix}$	$\mathbb{Z}$
A3	$\begin{pmatrix} 0 & 0 \\ 0 & l_2 \end{pmatrix}$	$\begin{pmatrix} 0 & 0 \\ 0 & 1 \end{pmatrix}$	$\begin{pmatrix} 0 & 0 \\ 0 & l_2 - 1 \end{pmatrix}$	$\mathbb{Z} \times \mathbb{Z}_{l_2-1}$	A10	$\begin{pmatrix} 1 & 0 \\ t_2 & 1 \end{pmatrix}$	$\begin{pmatrix} 1 & 0 \\ 0 & 1 \end{pmatrix}$	$\begin{pmatrix} 0 & 0 \\ t_2 & 0 \end{pmatrix}$	$\mathbb{Z} \times \mathbb{Z}_{t_2}$
A4	$\begin{pmatrix} 0 & 0 \\ t_2 & 0 \end{pmatrix}$	$\begin{pmatrix} 0 & 0 \\ 0 & 1 \end{pmatrix}$	$\begin{pmatrix} 0 & 0 \\ t_2 & -1 \end{pmatrix}$	$\mathbb{Z}$	A11	$\begin{pmatrix} 1 & 0 \\ t_2 & l_2 \end{pmatrix}$	$\begin{pmatrix} 1 & 0 \\ 0 & 1 \end{pmatrix}$	$\begin{pmatrix} 0 & 0 \\ t_2 & l_2 - 1 \end{pmatrix}$	$\mathbb{Z} \times \mathbb{Z}_{gcd(t_2, l_2-1)}$
A5	$\begin{pmatrix} 0 & 0 \\ t_2 & 1 \end{pmatrix}$	$\begin{pmatrix} 0 & 0 \\ 0 & 1 \end{pmatrix}$	$\begin{pmatrix} 0 & 0 \\ t_2 & 0 \end{pmatrix}$	$\mathbb{Z} \times \mathbb{Z}_{t_2}$	A12	$\begin{pmatrix} 0 & 1 \\ 1 & 0 \end{pmatrix}$	$\begin{pmatrix} 1 & 0 \\ 0 & 1 \end{pmatrix}$	$\begin{pmatrix} -1 & 1 \\ 1 & -1 \end{pmatrix}$	$\mathbb{Z}$
A6	$\begin{pmatrix} 0 & 0 \\ t_2 & l_2 \end{pmatrix}$	$\begin{pmatrix} 0 & 0 \\ 0 & 1 \end{pmatrix}$	$\begin{pmatrix} 0 & 0 \\ t_2 & l_2 - 1 \end{pmatrix}$	$\mathbb{Z} \times \mathbb{Z}_{gcd(t_2, l_2-1)}$	A13	$\begin{pmatrix} 1 & t_1 \\ 0 & l_2 \end{pmatrix}$	$\begin{pmatrix} 1 & 0 \\ 0 & 1 \end{pmatrix}$	$\begin{pmatrix} 0 & t_1 \\ 0 & l_2 - 1 \end{pmatrix}$	$\mathbb{Z} \times \mathbb{Z}_{gcd(t_1, l_2-1)}$
A7	$\begin{pmatrix} 1 & 0 \\ 0 & 1 \end{pmatrix}$	$\begin{pmatrix} 1 & 0 \\ 0 & 1 \end{pmatrix}$	$\begin{pmatrix} 0 & 0 \\ 0 & 0 \end{pmatrix}$	$\mathbb{Z} \times \mathbb{Z}$	A14	$\begin{pmatrix} l_1 & t_1 \\ t_2 & l_2 \end{pmatrix}$	$\begin{pmatrix} 1 & 0 \\ 0 & 1 \end{pmatrix}$	$\begin{pmatrix} l_1 - 1 & t_1 \\ t_2 & l_2 - 1 \end{pmatrix}$	$\mathbb{Z} \times \mathbb{Z}_{d_E}$

 FIGURE 9.  $K_0$  for two-vertex Leavitt path algebras having IBN

By looking at the invariants in Figure 8, it is easily deducible that two Leavitt path algebras whose graphs are in different families from A1 through A14 are non-isomorphic. Now, we study the isomorphisms within the Leavitt path algebras in each family. Every graph in A1, A2, A3, A4, A7, A8, A9 and A12 produces a unique Leavitt path algebra which is not isomorphic to any other. By looking at Figure 9, the  $K_0$  group in the classes A5 and A10 is  $\mathbb{Z} \times \mathbb{Z}_{t_2}$  and each graph produce a distinct isomorphism class again.

In A6 and A11, the Leavitt path algebra  $L_K(E)/I(P_{lec})$  is isomorphic to  $L(1, l_2)$  this assures that any two graphs from the same family giving rise to isomorphic Leavitt path algebras must have the same  $l_2$ . By looking at Figure 9, for distinct  $t_2, t'_2$ , with  $l_2 - t_2, l_2 - t'_2 \neq 1$ , if  $gcd(t_2, l_2 - 1) \neq gcd(t'_2, l_2 - 1)$ , the  $K_0$  groups are non-isomorphic, hence they produce different isomorphism classes. However, if  $gcd(t_2, l_2 - 1) = gcd(t'_2, l_2 - 1)$ , then we do not know whether the corresponding graphs produce isomorphic Leavitt path algebras.

In the group A13, similarly, the invariant ideal  $I(P_{ec})$  of  $L_K(E)$  is isomorphic to  $\mathcal{M}_\infty(L(1, l_2))$  and hence any two graphs in this group having isomorphic Leavitt path algebras will have the same  $l_2$ , by Proposition 1.4. For distinct  $t_1, t'_1$ , if  $gcd(t_1, l_2 - 1) \neq gcd(t'_1, l_2 - 1)$ , the  $K_0$  groups are non-isomorphic, hence producing different isomorphism classes. However, if  $gcd(t_1, l_2 - 1) = gcd(t'_1, l_2 - 1)$ , then we do not know whether the corresponding graphs produce isomorphic Leavitt path algebras.

The family A14 contains Leavitt path algebras having IBN that are purely infinite simple.

For any Leavitt path algebra  $L_K(E)$ , where  $E$  is in the family A14,  $\Delta_E = 0$ , so the Franks triple determines when the graphs belonging to A14 induce isomorphic Leavitt path algebras.

Now, we can state the following theorem, that we have proved above.

**Theorem 5.1.** *Let  $E$  be a finite graph with two-vertices whose Leavitt path algebra  $L_K(E)$  has IBN. Then,  $L_K(E)$  is isomorphic to a Leavitt path algebra whose associated graph is one in Cases A1-A14. Moreover:*

- (i) *In each of the Cases A1, A2, A7 and A12 the Leavitt path algebra is isomorphic to  $K \times K$ ,  $K \times K[x, x^{-1}]$ ,  $K[x, x^{-1}] \times K[x, x^{-1}]$  and  $\mathcal{M}_2(K[x, x^{-1}])$ , respectively.*
- (ii) *In Case A3 the Leavitt path algebra is isomorphic to  $K \times L(1, l_2)$ . Two Leavitt path algebras  $K \times L(1, l_2)$  and  $K \times L(1, l'_2)$  are isomorphic if and only if  $l_2 = l'_2$ .*
- (iii) *In Case A4 the Leavitt path algebra is isomorphic to  $\mathcal{M}_{t_2+1}(K)$ . Two Leavitt path algebras  $\mathcal{M}_{t_2+1}(K)$  and  $\mathcal{M}_{t'_2+1}(K)$  are isomorphic if and only if  $t_2 = t'_2$ .*
- (iv) *In Cases A5 and A10, the Leavitt path algebras are determined by their  $K_0$  groups.*
- (v) *For every graph in Case A8 the associated Leavitt path algebra is decomposable and isomorphic to  $K[x, x^{-1}] \times L(1, l_2)$ , for  $l_2 \geq 2$ . The isomorphisms are determined by the value of  $l_2$ .*
- (vi) *In Case A9 the associated Leavitt path algebra is isomorphic to  $M_{t_2+1}(K[x, x^{-1}])$ . The isomorphisms are determined by  $t_2$ .*
- (vii) *In Case A14 the associated Leavitt path algebra is purely infinite simple (in fact, it is the only one purely infinite simple having IBN). Two Leavitt path algebras associated to graphs in this case are isomorphic if and only if their Franks triples coincide because the determinant is zero.*
- (viii) *In Cases A6, A11 and A13 two different graphs  $E$  and  $F$  with  $d_E \neq d_F$  give rise to non-isomorphic Leavitt path algebras.*

We conclude this paper with the following open question which will complete the full classification if answered either affirmative or negative.

**Question 5.2.** *Given any two graphs  $E$  and  $F$  with  $d_E = d_F$ , either in the same family  $\mathcal{C}$ , where  $\mathcal{C} \in \{A6, A11, A13\}$ , or in the family of  $V(b)$ , with associated sets  $S_E = \{(l_1, t_1), (l_2, 0)\}$  and  $S_F = \{(l_1, t'_1), (l_2, 0)\}$  having  $\gcd(l_1 - 1 - t_1, l_2 - 1) = \gcd(l_1 - 1 - t'_1, l_2 - 1)$ , are the Leavitt path algebras  $L_K(E)$  and  $L_K(F)$  isomorphic?*

## REFERENCES

- [1] GENE ABRAMS, PHAM NGOC ÁNH, ADEL LOULY, ENRIQUE PARDO, The classification question for Leavitt path algebras, *J. Algebra* **320** (2008), 1983–2026.
- [2] GENE ABRAMS, ADEL LOULY, ENRIQUE PARDO, CRISTOPHER SMITH. Flow invariants in the classification of Leavitt path algebras. *Journal of Algebra*. **333** (1) (2011), 202–231.
- [3] GENE ABRAMS, PERE ARA, MERCEDES SILES MOLINA, *Leavitt path algebras*, Lecture Notes in Mathematics, Springer (2017).
- [4] GENE ABRAMS, GONZALO ARANDA PINO, The Leavitt path algebra of a graph, *J. Algebra*, **293** (2005), 319–334.
- [5] GENE ABRAMS, GONZALO ARANDA PINO, MERCEDES SILES MOLINA, Locally finite Leavitt path algebras, *Israel J. Math.*, **165** (2008), 329–348.
- [6] PABLO ALBERCA BJERREGAARD, GONZALO ARANDA PINO, DOLORES MARTÍN BARQUERO, CÁNDIDO MARTÍN GONZÁLEZ, MERCEDES SILES MOLINA, Atlas of Leavitt path algebras of small graphs. *J. Math. Soc. Japan* **66** (2) (2014), 581–611.
- [7] PERE ARA, MIQUEL BRUSTENGA, Module theory over Leavitt path algebras and  $K$ -theory, *J. Pure Appl. Algebra* **214** (7) (2010), 1131–1151.
- [8] PERE ARA, MARÍA ÁNGELES MORENO, ENRIQUE PARDO, Nonstable  $K$ -theory for Graph Algebras. *Algebr. Representation Theor.* **10** (2007), 157–178.

- [9] GONZALO ARANDA PINO, JOSE BROX, MERCEDES SILES MOLINA, Cycles in Leavitt path algebras by means of idempotents. *Forum Mathematicum*, **27** (2015), 601–633.
- [10] GONZALO ARANDA PINO, KATHI CROW, The center of a Leavitt path algebra. *Rev. Mat. Iberoam.* **27**(2) (2011), 621–644.
- [11] LISA O. CLARK, DOLORES MARTÍN BARQUERO, CÁNDIDO MARTÍN GONZÁLEZ, MERCEDES SILES MOLINA. Using Steinberg algebras to study decomposability of Leavitt path algebras. *Forum Mathematicum*. Published Online: 2016-12-14 — DOI: <https://doi.org/10.1515/forum-2016-0062>.
- [12] MARÍA G. CORRALES GARCÍA, Nuevas aportaciones al estudio de las álgebras de caminos de Leavitt. Doctoral dissertation. Universidad de Málaga (2016).
- [13] MARÍA G. CORRALES GARCÍA, DOLORES MARTÍN BARQUERO, CÁNDIDO MARTÍN GONZÁLEZ, MERCEDES SILES MOLINA, JOSÉ F. SOLANILLA HERNÁNDEZ, Extreme cycles. The center of a Leavitt path algebra. *Pub. Mat.* **60** (2016), 235–263.
- [14] BRIAN HARTLEY, TREVOR O. HAWKES, *Rings, Modules and Linear Algebra*, Chapman & Hall, London-New York, xi+210 pp. (1980).
- [15] MÜGE KANUNI, MURAD ÖZAYDIN, Cohn-Leavitt path algebras and the invariant basis number property. *To appear*. [arXiv:1606.07998v1](https://arxiv.org/abs/1606.07998).
- [16] WILLIAM G. LEAVITT, The module type of a ring. *Trans. Amer. Math. Soc.* **103** (1962), 113–130.
- [17] HENRY J. STEPHEN SMITH, On systems of linear indeterminate equations and congruences. *Philosophical Trans. of the Royal Soc. of London* **151** (1861), 293–326.
- [18] HU SZE-TSEN, *Introduction to homological algebra*, Holden-Day INC., San Francisco (1968).

#### ACKNOWLEDGMENTS

The authors would like to thank Adam Peder Wie Sørensen for useful comments.

MÜGE KANUNI: DEPARTMENT OF MATHEMATICS. DÜZCE UNIVERSITY, KONURALP 81620 DÜZCE, TURKEY

*E-mail address:* [mugekanuni@duzce.edu.tr](mailto:mugekanuni@duzce.edu.tr)

DOLORES MARTÍN BARQUERO: DEPARTAMENTO DE MATEMÁTICA APLICADA, ESCUELA DE INGENIERÍAS INDUSTRIALES, UNIVERSIDAD DE MÁLAGA. 29071 MÁLAGA. SPAIN.

*E-mail address:* [dmartin@uma.es](mailto:dmartin@uma.es)

CÁNDIDO MARTÍN GONZÁLEZ: DEPARTAMENTO DE ÁLGEBRA GEOMETRÍA Y TOPOLOGÍA, FACULTAD DE CIENCIAS, UNIVERSIDAD DE MÁLAGA, CAMPUS DE TEATINOS S/N. 29071 MÁLAGA. SPAIN.

*E-mail address:* [candido.m@uma.es](mailto:candido.m@uma.es)

MERCEDES SILES MOLINA: DEPARTAMENTO DE ÁLGEBRA GEOMETRÍA Y TOPOLOGÍA, FACULTAD DE CIENCIAS, UNIVERSIDAD DE MÁLAGA, CAMPUS DE TEATINOS S/N. 29071 MÁLAGA. SPAIN.

*E-mail address:* [msilesm@uma.es](mailto:msilesm@uma.es)