

Neutron-star radii based on realistic nuclear interactions

Y. Yamamoto^{1,*}, H. Togashi^{1,2}, T. Tamagawa¹, T. Furumoto³, N. Yasutake⁴, and Th.A. Rijken^{5,1}

¹*RIKEN Nishina Center, 2-1 Hirosawa, Wako, Saitama 351-0198, Japan*

²*Research Institute for Science and Engineering,*

Waseda University, Okubo, Shinjuku-ku, Tokyo, 169-8555, Japan

³*Graduate School of Education, Yokohama National University, Yokohama 240-8501, Japan*

⁴*Department of Physics, Chiba Institute of Technology,
2-1-1 Shibazono Narashino, Chiba 275-0023, Japan*

⁵*IMAPP, University of Nijmegen, Nijmegen, The Netherlands*

The existence of neutron stars with $2M_{\odot}$ requires the strong stiffness of the equation of state (EoS) of neutron-star matter. We introduce a multi-pomeron exchange potential (MPP) working universally among 3- and 4-baryons to stiffen the EoS. Its strength is restricted by analyzing the nucleus-nucleus scattering with the G-matrix folding model. The EoSs are derived using the Brueckner-Hartree-Fock (BHF) and the cluster variational method (CVM) with the nuclear interactions ESC and AV18. The mass-radius relations are derived by solving the Tolmann-Oppenheimer-Volkoff (TOV) equation, where the maximum masses over $2M_{\odot}$ are obtained on the basis of the terrestrial data. Neutron-star radii R at a typical mass $1.5M_{\odot}$ are predicted to be $12.3\sim 13.0$ km. The uncertainty of calculated radii is mainly from the ratio of 3- and 4-pomeron coupling constants, which cannot be fixed by any terrestrial experiment. Though values of $R(1.5M_{\odot})$ are not influenced by hyperon-mixing effects, finely-observed values for them indicate degrees of EoS softening by hyperon mixing in the region of $M\sim 2M_{\odot}$. If $R(1.5M_{\odot})$ is less than about 12.4 km, the softening of EoS by hyperon mixing has to be weak. Useful information can be expected by the space mission NICER offering precise measurements for neutron-star radii within $\pm 5\%$.

PACS numbers: 21.30.Cb, 21.45.Ff, 21.65.Cd, 21.80.+a, 25.70.-z, 26.60.Kp

I. INTRODUCTION

In studies of neutron stars, the fundamental role is played by the equation of state (EoS) for dense nuclear matter. The observed masses of neutron stars J1614–2230 [1] and J0348+0432 [2] are given as $(1.97 \pm 0.04)M_{\odot}$ and $(2.01 \pm 0.04)M_{\odot}$, respectively, being severe conditions for the stiffness of EoS of neutron-star matter. It is well known that the stiff EoS giving the maximum mass of $2M_{\odot}$ can be derived from the existence of strongly repulsive effects in the high-density region. In the non-relativistic approaches, three-body repulsions (TBR) interactions among nucleons are taken into account. In [3], for instance, neutron matter EoSs and mass(M)–radius(R) relations of neutron stars were studied using quantum Monte Carlo technique with the AV8' interaction added by $3n$ repulsions. In relativistic mean field (RMF) models, self-interactions of repulsive vector mesons are taken into account to stiffen EoSs.

On the other hand, hyperon (Y) mixing in neutron-star matter brings about remarkable softening of the EoS, canceling the TBR effect for the maximum mass [4–6]: With increasing of baryon density toward centers of neutron stars, chemical potentials of neutrons become high so that neutrons at Fermi surfaces are changed to hyperons (Y) via strangeness non-conserving weak interactions overcoming rest masses of hyperons. This hyperon mix-

ing to neutron-star matter exists by all means. One of the ideas to avoid this “Hyperon puzzle in neutron stars” is to assume that the many-body repulsions work universally for every kind of baryons. In Refs. [7–9], the multi-pomeron exchange potential (MPP) was introduced as a model of universal repulsions among three and four baryons on the basis of the Extended Soft Core (ESC) BB interaction model developed by two of authors (T.R. and Y.Y.) and M.M. Nagels [10, 11]. MPP and the additional three-body attraction (TBA) were restricted on the basis of terrestrial experiments, where another adjustable parameter was not used for the stiffness of EoS.

Comparing to the measurement of neutron-star masses, the observational determination of their radii has been difficult. Though the radius can be extracted from the analysis of X-ray spectra emitted by the neutron star atmosphere, very different values for stellar radii have been derived because of uncertainties of the modeling of the X-ray emission. Now, by the space mission NICER (Neutron star Interior Composition ExploreR) [13], high-precision X-ray astronomy is expected to offer precise measurements for neutron-star radii within $\pm 5\%$.

In this work, we start from the EoS of neutron-star matter with baryonic constituents, not considering a possible transition to deconfined quark matter, and derive basic MR relations by solving the Tolmann-Oppenheimer-Volkoff (TOV) equation. Our EoS is derived from the realistic baryon-baryon (BB) interaction model added by MPP and TBA. This interaction model is confirmed by rich terrestrial data, and then MR relations can be predicted within a small range. As shown later, the important point in this work is that basic fea-

*Electronic address: ys'yamamoto@riken.jp

tures of MR relations are determined substantially by MPP parts with minor contributions from TBA parts.

The modern NN interaction models, one of which is our ESC, are constructed with high accuracy in reproducing NN scattering data. It is well known, however, that these potentials lead to different saturation curves (E/A values as a function of density), and these curves are controlled mainly by tensor components included in interaction models. It is interesting to study how the difference of interaction models has an effect on the MR relations. In this work, we pick up the AV18 potential [12] as an example giving the far shallower saturation curve than ESC.

In our approach, no ad hoc parameter is included to control the stiffness of neutron-star EoS. This means that we can predict radii of neutron stars as a function of their masses, which should be confirmed by the coming observational data. We adopt the Burueckner-Hartree-Fock (BHF) theory in order to treat baryonic many-body systems with realistic BB interaction models, and study properties of baryonic matter including not only nucleons but also hyperons with use of the lowest-order G-matrix theory with the continuous choice for intermediate single particle potentials. Methods of G-matrix calculations in this work are the same as those in [7–9], but numerical results of G-matrices are different from those in these previous works because the computation program is improved.

The EOSs and MR relations by BHF are compared with those calculated with the cluster variational method (CVM) [14–16] to discuss the theoretical uncertainties in predicted values of neutron-star radii with respect to the many-body approaches.

This paper is organized as follows: In Sect.II, on the basis of realistic interaction models, the EoSs and the MR relations of neutron stars are derived: In IIA, the MPP and TBA parts are restricted so as to reproduce the angular distributions of $^{16}\text{O}+^{16}\text{O}$ scattering and nuclear saturation properties. In IIB, the EoSs of β -stable neutron-star matter are derived with use of BHF. The MR relations are obtained by solving the TOV equation. In IIC, the EoSs and MR relations are investigated with use of CVM. In Sec.III, the EoSs of hyperonic nuclear matter are derived and effects of hyperon mixing on the MR relations are investigated. In Sec.IV, our predictions for values of $R(1.5M_\odot)$ are summarized.

II. BARYON-BARYON INTERACTION AND NEUTRON-STAR EOS

A. Many-body repulsion

We start from the ESC BB interaction. The latest version of ESC is named as ESC08c [11]. Hereafter, ESC means this version. In this modeling, important parts of BB repulsive cores are described by pomeron exchanges. They can be extended straightforwardly to

N -body repulsions by multi-pomeron exchanges, called here the multipomeron-exchange potential(MPP) [7, 8]. The N -body local potential $W^{(N)}$ by pomeron exchange is

$$W^{(N)}(\mathbf{x}_1, \dots, \mathbf{x}_N) = g_P^{(N)} g_P^N \left\{ \int \frac{d^3 k_i}{(2\pi)^3} e^{-i\mathbf{k}_i \cdot \mathbf{x}_i} \right\} \\ \times (2\pi)^3 \delta\left(\sum_{i=1}^N \mathbf{k}_i\right) \prod_{i=1}^N [\exp(-\mathbf{k}_i^2)] \cdot \mathcal{M}^{4-3N}, \quad (1)$$

where g_P and $g_P^{(N)}$ are two-body and N -body pomeron strengths, respectively, and the (low-energy) pomeron propagator is the same as the one used in the two-body pomeron potential. The defined MPP works universally among baryons because the pomeron is an SU(3)-singlet in flavor (and color) space. The effective two-body potential in a baryonic medium is obtained by integrating over the coordinates $\mathbf{x}_3, \dots, \mathbf{x}_N$ as follows:

$$V_{eff}^{(N)}(\mathbf{x}_1, \mathbf{x}_2) \\ = \rho^{N-2} \int d^3 x_3 \dots \int d^3 x_N W^{(N)}(\mathbf{x}_1, \mathbf{x}_2, \dots, \mathbf{x}_N) \\ = g_P^{(N)} g_P^N \frac{\rho^{N-2}}{\mathcal{M}^{3N-4}} \left(\frac{m_P}{\sqrt{2\pi}} \right)^3 \exp\left(-\frac{1}{2} m_P^2 r_{12}^2\right). \quad (2)$$

Now, we assume that the dominant mechanism is triple and quartic pomeron exchange. The values of the two-pomeron strength g_P and the pomeron mass m_P are the same as those in ESC. The scale mass \mathcal{M} is taken as the proton mass.

Because MPP is purely repulsive, it is considered generally to add a three-body attraction (TBA) to ESC together with MPP in order to reproduce the nuclear saturation property. We introduce here a phenomenological potential represented as a density-dependent two-body interaction

$$V_A(r; \rho) = V_0 \exp(-(r/2.0)^2) \rho \exp(-\eta\rho) (1 + P_r)/2. \quad (3)$$

P_r is a space-exchange operator so that $V_A(r; \rho)$ works only in even states due to $(1 + P_r)$. V_0 and η are treated as adjustable parameters.

It is evident here that MPP is defined as a straight forward extension of the ESC modeling. However, because its strength is restricted on the basis of experimental data, it is meaningful that as a phenomenological model the same form of MPP is added to AV18 together with the V_A .

As shown in ref.[17], the repulsive effects by MPP in nucleon sectors appear in angular distributions of $^{16}\text{O}+^{16}\text{O}$ elastic scattering at an incident energy per nucleon $E_{in}/A = 70$ MeV, *etc.* Such a scattering phenomenon can be analyzed quite successfully with the complex G-matrix folding potentials derived from free-space NN interactions: G-matrix calculations are performed in nuclear matter, and G-matrix interactions are

represented in coordinate space to construct nucleus-nucleus folding potentials [17]. In the same way as [7–9], the analyses for the $^{16}\text{O}+^{16}\text{O}$ elastic scattering at $E_{in}/A = 70$ MeV are performed. The MPP strengths ($g_P^{(3)}$ and $g_P^{(4)}$), together with V_A , are adjusted to reproduce the scattering data using the G-matrix folding potential together with the condition that the saturation parameters of nuclear matter are reproduced well. Backward angular distributions of $^{16}\text{O}+^{16}\text{O}$ scattering are substantially restricted by the MPP repulsive contributions in the density region of $\rho_0 < \rho < 2\rho_0$ [18]. They are not so dependent on a ratio of contributions of triple and quartic pomeron exchanges, and we can find various combinations of $g_P^{(3)}$ and $g_P^{(4)}$ reproducing the data equally well. As found in Eq.(2), the contributions from triple and quartic components are proportional to ρ and ρ^2 , respectively. Therefore, the latter contribution plays a remarkable role to stiffen the EoS in high density region.

TABLE I: Parameters $g_P^{(3)}$ and $g_P^{(4)}$ included in MPP

	$g_P^{(3)}$	$g_P^{(4)}$
MPa	2.62	40.0
MPb	3.37	0.0
MPa ⁺	1.84	80.0

The chosen parameter sets are listed in Table I, where the parameter values for these sets are different from those in [8, 9] because of the improvement of G-matrix calculations. For TBA parts in the case of using ESC, we take $V_0 = -8.0$ MeV and $\eta = 4.0 \text{ fm}^{-1}$ in three sets (MPa, MPb, MPa⁺) of $g_P^{(3)}$ and $g_P^{(4)}$. Although another choice of η leads mainly to a change in the saturation densities, its impacts on MR curves of neutron stars are small. For simplicity, the value of $\eta = 4.0 \text{ fm}^{-1}$ is fixed in this paper. In the case of using AV18, we take $V_0 = -35.0$ MeV ($\eta = 4.0 \text{ fm}^{-1}$) for the TBA part with the same strengths of MPP, where the deeper value of V_0 in the AV18 case is needed to reproduce the saturation properties. MPa and MPb are denoted as MPa' and MPb', respectively, when $V_0 = -8.0$ MeV in the formers are changed to $V_0 = -35.0$ MeV. Thus, ESC (AV18) combined with MPa (MPa') is denoted as ESC+MPa (AV18+MPa'), and so on.

Let us show differential cross sections for $^{16}\text{O}+^{16}\text{O}$ elastic scattering at $E_{in}/A = 70$ MeV calculated with the G-matrix folding potentials in comparison with the experimental data [19]. In comparing the G-matrix folding potentials derived from ESC and AV18, it should be noted that not only their real parts but also their imaginary parts are different from each other. As shown by the E/A curves in Fig. 2, the real part for AV18 is shallower than that for ESC. Furthermore, the imaginary potential for AV18 is considerably weaker than for ESC. Both features can be understood by the fact that the weight

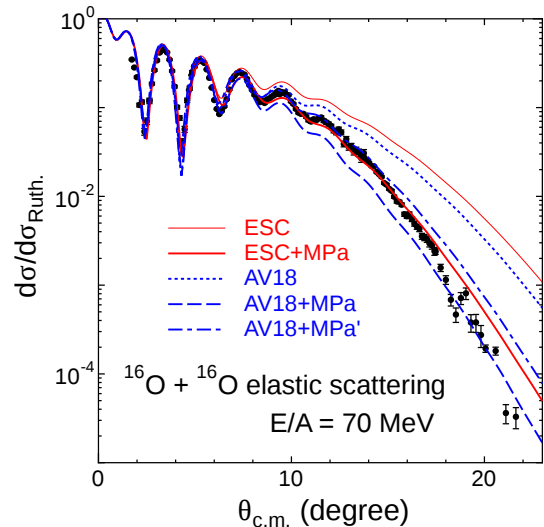


FIG. 1: (Color online) Differential cross sections for $^{16}\text{O}+^{16}\text{O}$ elastic scattering at $E_{in}/A = 70$ MeV calculated with G-matrix folding potentials. Solid, dashed and dot-dashed curves are for ESC+MPa, AV18+MPa and AV18+MPa', respectively. Dotted curves are for ESC and AV18.

of the tensor component in AV18 is larger than in the case of ESC: Tensor-force contributions are suppressed more efficiently in medium than central-force ones, which leads to less attractive G-matrices. In the cases of using ESC, the derived imaginary potentials are so suitable to reproduce the $^{16}\text{O}+^{16}\text{O}$ scattering data with no adjustment. On the other hand, the factor $N_W = 1.5$ is multiplied on the imaginary potentials derived from AV18. In Fig. 1, thin solid and dotted curves are obtained with ESC and AV18, respectively, which deviate substantially from the data. The solid curve is for ESC+MPa, fitting the data nicely. The dashed curve is for AV18+MPa with $V_0 = -8.0$ MeV, which demonstrates that the $^{16}\text{O}+^{16}\text{O}$ folding potential is too repulsive to reproduce the data. The dot-dashed curve is for AV18+MPa', in which we take $V_0 = -35.0$ MeV without changing the MPP strength. Thus, in the AV18 case, it is necessary to make V_A more attractive than that in the ESC case in order to reproduce the data well.

Similar curves can be obtained in the case of using ESC+MPb, AV18+MPb and AV18+MPb', where MPb and MPb' include the TBA parts of $V_0 = -8.0, -35.0$ MeV, respectively.

In Fig. 2, we show the energy curves of symmetric nuclear matter, namely binding energy per nucleon E/A as a function of density. Solid curves in the left

(right) panel are obtained by ESC+MPa and ESC+MPb (AV18+MPa' and AV18+MPb'), and the dot-dashed one is by ESC (AV18). The box in the figure shows the area where nuclear saturation is expected to occur empirically. The minimum value of E/A for AV18 is found to be -16.5 MeV at $\rho = 0.229 \text{ fm}^{-3}$, being considerably shallower than that for ESC -22.5 MeV at $\rho = 0.255 \text{ fm}^{-3}$. This difference of E/A values for ESC and AV18 is related to the necessity of taking different values for V_0 (-8.0 and -35.0 MeV for ESC and AV18, respectively).

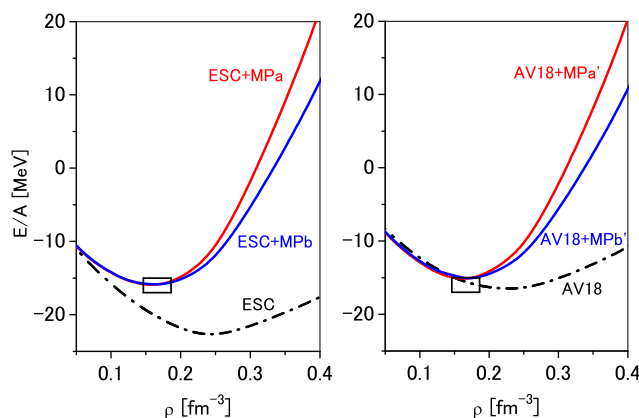


FIG. 2: (Color online) Energy per particle E/A as a function of nucleon density ρ symmetric matter. Solid curves in the left (right) panel are obtained by ESC+MPa and ESC+MPb (AV18+MPa' and AV18+MPb'), and the dot-dashed one is by ESC (AV18). The box shows the empirical value.

TABLE II: Calculated values of saturation parameters.

	ρ_0 (fm^{-3})	E/A (MeV)	E_{sym} (MeV)	L (MeV)	K (MeV)
ESC+MPa	0.151	-16.3	31.7	55.7	248
ESC+MPb	0.155	-16.1	31.4	49.2	217
ESC+MPa ⁺	0.148	-16.5	31.4	55.1	275
AV18+MPa'	0.159	-15.3	29.4	50.5	263
AV18+MPb'	0.165	-15.2	29.9	52.0	234

The EoS is specified by the following quantities: The difference between the E/A curves for neutron matter and symmetric matter gives the symmetry energy $E_{sym}(\rho)$, and its slope parameter is defined by $L = 3\rho_0 \left[\frac{\partial E_{sym}(\rho)}{\partial \rho} \right]_{\rho_0}$. The incompressibility is defined by $K = 9\rho_0^2 \left[\frac{\partial^2 E/A(\rho)}{\partial \rho^2} \right]_{\rho_0}$. Calculated values of these quantities at saturation density ρ_0 are summarized in Table II. The minimum values of E/A curves in all cases turn out to be close to the empirical value. The symmetric energies and their slope parameters are similar to each other and consistent with the empirical indications.

The difference among these sets appears in the values of the incompressibility K . The experimental values of K are given as $220 \sim 250$ MeV [20]. The value of $K = 275$ MeV at $\rho_0 = 0.148 \text{ fm}^{-3}$ in the MPa⁺ case seems to be too large in comparison with the experimental indication. In the following part of this paper, MPa⁺ is used only to demonstrate the relation between the MPP repulsion and the stiffness of EoS.

B. EoS and MR relation

Using our interaction models, we derive the EoS of β -stable neutron-star matter composed of neutrons (n), protons (p), electrons (e^-), muons (μ^-). The EoSs obtained from G-matrix calculations are used for $\rho > 0.24 \text{ fm}^{-3}$. Below 0.12 fm^{-3} we use the EoS of the crust obtained in [21, 22]. Then, the EoSs for $\rho > 0.24 \text{ fm}^{-3}$ and $\rho < 0.12 \text{ fm}^{-3}$ are connected smoothly. The E/A curves obtained from G-matrix calculations are fitted by analytical functions, giving rise to analytical expressions for energy density, chemical potential and pressure.

Assuming a mixed matter of n , p , e^- and μ^- in chemical equilibrium, we solve the TOV equation for the hydrostatic structure to obtain mass-radius relations of neutron stars. In Fig.3, let us demonstrate the obtained MR relations of neutron stars. Solid curves are for ESC+MPa/MPb/MPa⁺, and the dot-dashed one for ESC. The EoSs including MPP repulsions are found to be stiff enough to give $2M_\odot$ maximum masses. It should be noted that the $2M_\odot$ masses are obtained with no ad hoc parameter to stiffen EoSs in our approach, because our MPP repulsions are restricted so as to reproduce the $^{16}\text{O}+^{16}\text{O}$ scattering data. It can be checked, here, that contributions of TBA to the MR curves are small in the case of using ESC, demonstrating that basic features of MR relations are mainly determined by MPP contributions. The difference between MPa (MPa⁺) and MPb is due to the quartic-pomeron exchange term included in the formers. The strength of the effective two-body interaction derived from the quartic-pomeron exchange is proportional to ρ^2 , and the contribution becomes sizeable in the high-density region, making the maximum mass so large. Here, the important point in Fig.3 is as follows: The repulsive effect by MPP is shown symbolically as MPa⁺ > MPa > MPb, and the increase of the repulsive effect raises both M and R of a neutron star. In our present approach, only the strength of this repulsive effect plays a role to adjust the stiffness of the EoS. This effect changes both mass and radius of a neutron star simultaneously: There is no parameter changing mass and radius independently. Now, let us remark the obtained values of $R(1.5M_\odot)$, being 12.3 km, 12.9 km and 13.1 km for MPb, MPa and MPa⁺, respectively.

In Fig.4, the MR curves for AV18 are compared with those for ESC. Solid curves are for ESC+MPa and ESC+MPb, being the same as the corresponding curves in Fig.3. The dashed curves are for AV18+MPa' and

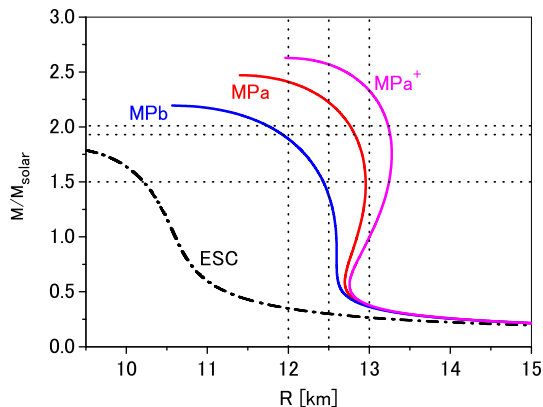


FIG. 3: (Color online) Neutron-star masses as a function of the radius R . Solid, dashed and dotted curves are for MPa, MPa⁺ and MPb, respectively. Dot-dashed curve is for ESC. Upper two dotted horizontal lines show the observed masses $1.97M_{\odot}$ and $2.01M_{\odot}$ of J1614-2230 and J0348+0432, respectively. Lower dotted line shows mass $1.5M_{\odot}$ of a typical neutron star.

AV18+MPb', in which $V_0 = -8.0$ MeV in MPa/MPb is changed to the more attractive value of $V_0 = -35.0$ MeV so as to reproduce the $^{16}\text{O}+^{16}\text{O}$ scattering data. The value of $R(1.5M_{\odot})$ for AV18+MPa' (AV18+MPb') is found to be smaller by 0.2 km (0.1 km) than that for ESC+MPa (ESC+MPb).

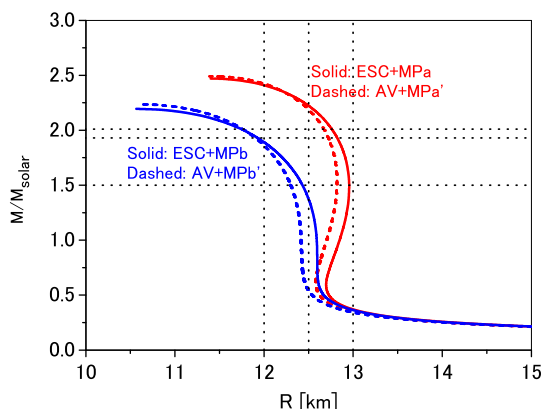


FIG. 4: (Color online) Neutron-star masses as a function of the radius R . Solid curves are for ESC+MPa and ESC+MPb. Dashed curves are for AV18+MPa' and AV18+MPb'. Also see the caption of Fig.3.

C. Calculations by the variational method

The variational method is another powerful method for neutron-star EoS in the non-relativistic approach.

In Refs.[14–16], one of the present authors (H.T.) and his collaborators developed a cluster variational method (CVM) for uniform nuclear matter with arbitrary proton fractions. It is important to compare the BHF results in the previous sections with those by CVM using the same interaction models. We adopt here AV18+MPa' and AV18+MPb'. In Table III, we show the values of saturation parameters calculated by CVM. In comparison with the BHF results for the same interactions in Table II, CVM turns out to give shallower values of E/A by about 2 MeV than BHF.

TABLE III: Values of saturation parameters calculated by CVM.

	ρ_0 (fm^{-3})	E/A (MeV)	E_{sym} (MeV)	L (MeV)	K (MeV)
AV18+MPa'	0.155	-12.85	26.6	47	275
AV18+MPb'	0.164	-12.92	27.5	48	252

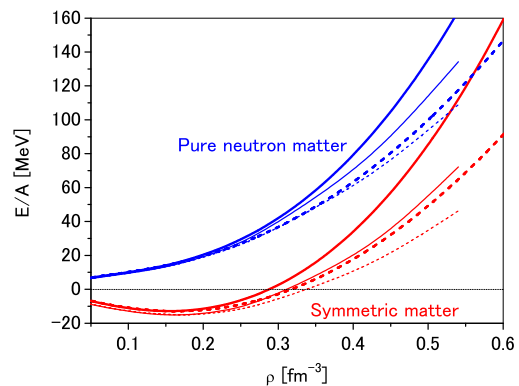


FIG. 5: (Color online) E/A curves of symmetric and pure neutron matter. Solid and dashed curves are for AV18+MPa' and AV18+MPb', respectively. Thick (thin) curves are obtained by CVM (BHF).

Fig.5 shows the E/A curves of symmetric and pure neutron matter obtained by CVM. The solid and dashed curves are for AV18+MPa' and AV18+MPb', respectively. The corresponding E/A curves obtained by BHF are drawn by thin solid and dashed curves for AV18+MPa' and AV18+MPb', respectively. Here, the CVM results are found to become more repulsive than the BHF ones with increasing of density, especially in symmetric matter. This means that strong repulsive interactions are evaluated larger by CVM than BHF. It is difficult to determine which is reasonable. In [23], the BHF results for the EoS of nuclear matter were compared with the results by other many-body methods using Argonne-type interactions. They found that the formers were significantly different from the latters in symmetric matter. Such situations are similar to our present

case. Thus, it is considered that there still remains an important problem how to obtain the most realistic description of nuclear-matter EoS.

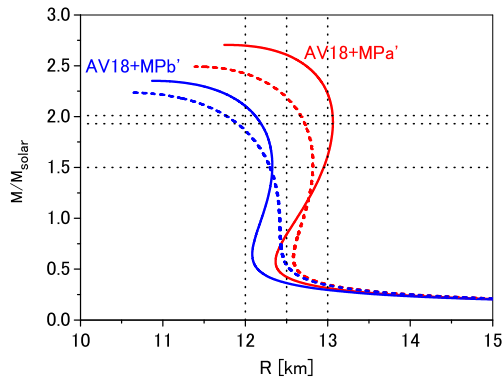


FIG. 6: (Color online) MR curves of neutron stars for AV18+MPa' and AV18+MPb'. Solid and dashed curves are obtained by CVM and BHF, respectively. Also see the caption of Fig.3.

In Fig.6, the solid curves show the MR relations obtained by CVM for AV18+MPa' and AV18+MPb', where the EoS in the crust region is treated in the same way as the previous section, being different from the treatment in [15]. For comparison, here, the BHF results for AV18+MPa' and AV18+MPb' are shown by dashed curves. Though the masses and radii obtained by CVM are larger than those by BHF in the case of using the same interaction, the difference of $M(1.5M_\odot)$ values is less than 0.2 km.

The reason of different MR curves is because the MPP repulsions are evaluated larger by CVM than BHF. Considering that the MPP strength is determined in the BHF treatment (G-matrix folding model), it is reasonable to reduce the MPP strength in the CVM treatment so as to reproduce E/A values properly. Then, it is expected that the MR curve for CVM becomes close to that for BHF.

TABLE IV: Calculated values of $R(1.5M_\odot)$.

model	method	$R(1.5M_\odot)$ [km]
ESC+MPa	BHF	13.0
	CVM	13.0
AV18+MPa'	BHF	12.8
	CVM	13.0
ESC+MPa ⁺	BHF	13.2
ESC+MPb	BHF	12.4
	CVM	12.3
AV18+MPb'	BHF	12.3
	CVM	12.3

In Table IV, we summarize the calculated values

of $R(1.5M_\odot)$. Here, it is notable that the value of $R(1.5M_\odot)=12.3$ km for AV18+MPb' is quite similar to that for ESC+MPb, and this value for AV18+MPb' is reproduced by both of BHF and CVM. On the other hand, in the corresponding three cases including MPa, the values of $R(1.5M_\odot)$ are slightly different from each other. As the MPP strength becomes more repulsive, the value of $R(1.5M_\odot)$ obtained by CVM becomes larger than that by BHF.

Thus, considering the ambiguities of interactions and methods, we can say as follows: For the MPb-type interactions including 3-body repulsion only, we expect $R(1.5M_\odot) = 12.3 \sim 12.4$ km. For the MPa-type interactions including 3- and 4-body repulsions, we expect $R(1.5M_\odot) = 12.8 \sim 13.0$ km. As shown in next section, these results for $R(1.5M_\odot)$ are not changed by effects of hyperon mixing.

III. HYPERON MIXING

Let us recapitulate our method to derive the EoS of baryonic matter composed of nucleons ($N = n, p$) and hyperons ($Y = \Lambda, \Sigma^-$). A single particle potential of B particle in B' matter $U_B^{(B')}(k)$ is given by summing up G-matrix elements $\langle kk'|G_{BB',BB'}|kk'\rangle$

$$U_B^{(B')}(k) = \sum_{k', k_F^{(B')}} \langle kk'|G_{BB',BB'}|kk'\rangle \quad (4)$$

with $B, B' = N, Y$, where spin isospin quantum numbers are implicit. Then, a single particle potential of B in baryonic matter is given by $U_B(k) = \sum_{B'} U_B^{(B')}(k)$. Energy density is given by

$$\begin{aligned} \varepsilon &= \varepsilon_{mass} + \varepsilon_{kin} + \varepsilon_{pot} \\ &= 2 \sum_B \int_0^{k_F^B} \frac{d^3k}{(2\pi)^3} \left\{ M_B + \frac{\hbar^2 k^2}{2M_B} + \frac{1}{2} U_B(k) \right\} \quad (5) \end{aligned}$$

A baryon number density is given as $\rho = \sum_B \rho_B$, ρ_B being density of component B . Chemical potentials μ_B and pressure P are expressed as

$$\mu_B = \frac{\partial \varepsilon}{\partial \rho_B}, \quad (6)$$

$$P = \rho^2 \frac{\partial(\varepsilon/\rho)}{\partial \rho_B} = \sum_B \mu_B \rho_B - \varepsilon. \quad (7)$$

In neutron-star matter composed of $n, p, e^-, \mu^-, \Lambda$ and Σ^- , equilibrium conditions are given as (1) chemical equilibrium conditions,

$$\mu_n = \mu_p + \mu_e \quad (8)$$

$$\mu_\mu = \mu_e \quad (9)$$

$$\mu_\Lambda = \mu_n \quad (10)$$

$$\mu_{\Sigma^-} = \mu_n + \mu_e \quad (11)$$

(2) charge neutrality,

$$\rho_p = \rho_e + \rho_\mu + \rho_{\Sigma^-} \quad (12)$$

(3) baryon number conservation,

$$\rho = \rho_n + \rho_p + \rho_\Lambda + \rho_{\Sigma^-} \quad (13)$$

When the analytical expressions for energy densities are substituted into the chemical potentials (6), the chemical equilibrium conditions are represented as equations for densities ρ_a ($a = n, p, e^-, \mu^-, \Lambda, \Sigma^-$). Then, equations can be solved iteratively, and an energy density and a chemical potential are determined for each baryon component.

ESC gives potentials in $S = -1$ and $S = -2$ channels, being designed consistently with various data of YN scattering and hypernuclei. Important is to determine MPP and TBA parts in channels including hyperons: MPP's are defined universally in all baryon channels. For TBA's in YN channels, parameters V_0 and η in each YN channel are determined so as to reproduce the related hypernuclear data. Such a task was performed in [8, 9]: Here, the parameter sets in YN channels are taken from these references, in which the MPP strengths in YN channels are rather weaker than the MPP ones in NN channels determined in this work. Though this choice for MPPs is considered to bring about some over-estimation of softening effect by hyperon mixing, the conclusion for radii of neutron stars in this work is not affected.

For the EoS softening, the Σ^- mixing is more important than Λ mixing, because the electron mass reduces the threshold energy in the equilibrium condition $\mu_{\Sigma^-} = \mu_n + \mu_e$ in spite of the Σ^- mass larger than Λ . In many RMF approaches, no Σ^- mixing occurs due to the condition of $U_{\Sigma^-} = -(20 - 30)$ MeV. In our approach assuming the universal MPP repulsions among all baryons, there appears always Σ^- mixing together with Λ and Ξ^- mixing [9]. However, if extra repulsions among Σnn are assumed, the Σ^- mixing disappears. Namely, there appears no Σ^- mixing, if repulsive effects for Σ^- 's are substantially stronger than those for nucleons. Such a case can be seen also in [15]. In the case of Ξ^- mixing, neglected in this work, the large mass of Ξ^- makes the softening effect smaller than the Σ^- mixing, and the effect of Ξ^- mixing on the MR relation is small [9].

Using the EoS of hyperonic nuclear matter, we solve the TOV equation to obtain mass-radius relations of neutron stars in the same way as the previous cases with no hyperon mixing. In Fig. 7, neutron-star masses are drawn as a function of radius R . In these figures, solid curves are for MPa and MPb with hyperon (Λ and Σ^-) mixing, and dashed curves are obtained without hyperon mixing. The differences between solid and dashed curves demonstrate the softening of EoS. It is found that the maximum mass for MPa is still $2M_\odot$ in spite of remarkable softening of the EoS by hyperon mixing, but that for MPb is substantially less than $2M_\odot$. The dot-dashed curve for MPb is obtained by omitting the Σ^- mixing, that is including only Λ mixing. In this case, the maximum mass

turns out to become $2M_\odot$ owing to the lacking of the large softening effect by Σ^- mixing. Let us add here that the hyperon-onset mass in the solid (dot-dashed) curve is $1.65M_\odot$ ($1.51M_\odot$).

Thus, we can consider the two scenarios for the existence of neutron stars with $2M_\odot$:

(1) MPa-type with Λ and Σ^- , where a star mass far larger than $2M_\odot$ is reduced to $2M_\odot$ by strong softening of EoS as shown by the solid curve for MPa in Fig. 7.

(2) MPb-type with Λ mixing only (no Σ^- mixing), where a star mass is kept to be of $2M_\odot$ owing to weak softening of EoS as shown by the dot-dashed curve in Fig. 7.

Now, it should be noted that values of $R(1.5M_\odot)$ are 13.0 km and 12.4 km in the cases of (1) and (2), respectively, giving the difference of 0.6 km. As found in the figure, these values are not so affected by hyperon mixing, being originated from the MPP strengths in respective cases. In the MPa case, for instance, the softening effect of EoS for radii R is found to appear in the region of $M > 1.8M_\odot$. Thus, even considering hyperon mixing, we have the same statements on the relation between MPP strengths and $R(1.5M_\odot)$ values in previous sections. If radii R for $M = (1.4 \sim 1.8)M_\odot$ are observed with a precision of $\pm 5\%$, scenarios (1) and (2) might be discriminated. Of course, if radii of neutron stars around the maximum mass are also observed, it will give more decisive information for hyperon mixing.

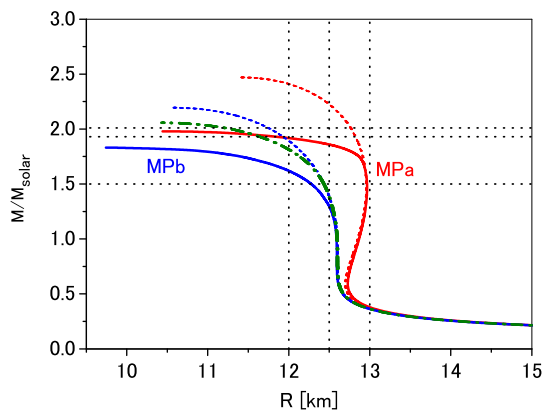


FIG. 7: (Color online) Neutron-star masses as a function of the radius R . Solid (dashed) curves are with (without) hyperon (Λ and Σ^-) mixing for ESC+MPa and ESC+MPb. Dot-dashed curve for MPb is with Λ mixing only. Also see the caption of Fig.3.

One of the highly prioritized targets observed by NICER is the neutron star PSR 0437-4715 whose mass is $(1.76 \pm 0.20)M_\odot$ [24]. Our calculated values for $R(1.76M_\odot)$ are as follows: In ESC+MPa case, we obtain 12.8 km and 12.9 km with and without hyperon mixing, respectively. In the ESC+MPb case, we obtain 12.1 km and 12.2 km with and without hyperon (Λ) mixing. Effects of hyperon mixing are still small in the case of $M = 1.76M_\odot$. When the mass is close to the upper

limit of the observed value $1.96M_{\odot}$, we have 11.4 km (12.8 km) in ESC+MPa case and 11.5 km (11.9 km) in ESC+MPb case with (without) hyperon mixing. On the other hand, in the case of the lower limit of $M = 1.56M_{\odot}$ we have 13.0 km (12.4 km) for ESC+MPa (ESC+MPb) irrelevantly to hyperon mixing. Thus, our prediction for PSR 0437–4715 is summarized as follows: The radius is expected to be 11.4 ~ 13.0 km. If the observed value is 12.8 ~ 13.0 km, the strong softening of EoS by hyperon mixing is indicated to be in neutron stars of $M > 1.8M_{\odot}$.

IV. CONCLUSION

The existence of neutron stars with $2M_{\odot}$ gives severe conditions for the stiffness of EoS of neutron-star matter. Though the strong many-body repulsion can make the EoS stiff enough, the hyperon mixing in neutron-star matter brings about the remarkable softening of the EoS. One way to solve this puzzle is to consider many-body repulsions working universally among baryons. The multi-pomeron potential (MPP) is such a model. The strength of MPP in nucleon sectors can be determined by fitting the observed angular distribution of $^{16}\text{O}+^{16}\text{O}$ elastic scattering at $E_{in}/A = 70$ MeV with use of the G-matrix folding potential. The neutron-star EoS including MPP contributions is stiff enough to give the large neutron-star mass $2M_{\odot}$, which can be obtained with no ad hoc parameter for stiffness of EoS in our approach.

The strength of the MPP repulsion plays a role to

adjust the stiffness of the EoS, changing both mass and radius of a neutron star simultaneously. Then, values of radii R around a typical mass $1.5M_{\odot}$ are determined by MPP strengths only with almost no effect by hyperon mixing. On the basis of our analysis using BHF and CVM, we predict $R(1.5M_{\odot}) = 12.3 \sim 13.0$ km where the width of calculated values comes mainly from MPP modeling composed of 3- and 4-body repulsions or 3-body repulsion only. We obtain $R(1.5M_{\odot}) = 12.3 \sim 12.4$ km for MPb-type model including 3-body repulsion only, and $R(1.5M_{\odot}) = 12.8 \sim 13.0$ km for MPa-type model including 3- and 4-body repulsions. Precise measurements by NICER for neutron-star radii within $\pm 5\%$ are expected to determine the stiffness of EoS originated from MPP repulsions.

Information on hyperon mixing can be obtained indirectly from precise measurements of radii. If $R(1.5M_{\odot})$ is larger than about 12.8 km, remarkable softening of EoS by hyperon mixing has to bring about masses of $2M_{\odot}$. If $R(1.5M_{\odot})$ is smaller than about 12.4 km, the softening of EoS by hyperon mixing has to be weak in order to keep the maximum mass of $2M_{\odot}$.

Acknowledgments

The author (T.F.) is supported by Grant-in-Aid for JSPS Research Fellow (JP15K17661) from the Japan Society for the Promotion of Science.

-
- [1] P.B. Demorest, T. Pennucci, S.M. Ransom, M.S.E. Roberts, and J.W. Hessels, *Nature (London)* **467**, 1081 (2010).
 - [2] J. Antoniadis *et al.*, *Science* **340**, 6131 (2013).
 - [3] S. Gandolfi, J. Carlson, and Sanjjay Reddy, *Phys. Rev. C* **85**, 032801(R) (2012).
 - [4] M. Baldo, G.F. Burgio, and H.-J. Schulze, *Phys. Rev. C* **61**, 055801 (2000).
 - [5] I. Vidaña, A. Polls, A. Ramos, L. Engvik, and M. Hjorth-Jensen, *Phys. Rev. C* **62**, 035801 (2000).
 - [6] S. Nishizaki, Y. Yamamoto, and T. Takatsuka, *Prog. Theor. Phys.* **105**, 607 (2001); **108**, 703 (2002).
 - [7] Y. Yamamoto, T. Furumoto, N. Yasutake and Th.A. Rijken, *Phys. Rev. C* **88**, 022801 (2013).
 - [8] Y. Yamamoto, T. Furumoto, N. Yasutake and Th.A. Rijken, *Phys. Rev. C* **90**, 045805 (2014).
 - [9] Y. Yamamoto, T. Furumoto, N. Yasutake and Th.A. Rijken, *Eur. Phys. J. A* (2016) 52: 19.
 - [10] Th.A. Rijken, M.M. Nagels, and Y. Yamamoto, *Prog. Theor. Phys. Suppl.* **185**, 14 (2010).
 - [11] M.M. Nagels, Th.A. Rijken, and Y. Yamamoto, arXiv:1408.4825 (2014); 1501.06636 (2015); 1504.02634 (2015).
 - [12] R.B. Wiringa, V.J.G. Stoks, and R. Schiavilla, *Phys. Rev. C* **51** 38 (1995).
 - [13] K.C. Gendreau, Z. Arzumanyan, and T. Okajima, "The Neutron star Interior Composition Explorer (NICER): an Explorer mission of opportunity for soft x-ray timing spectroscopy", *Proceedings of SPIE* 8443, 844313 (2012). doi: 10.1117/12.926396
 - [14] H. Togashi and M. Takano, *Nucl. Phys. A* **902**, 53 (2013).
 - [15] H. Togashi, E. Hiyama, Y. Yamamoto, and M. Takano, *Phys. Rev. C* **93**, 035808 (2016).
 - [16] H. Togashi, K. Nakazato, Y. Takehara, S. Yamamuro, H. Suzuki, and M. Takano, *Nucl. Phys. A* **961**, 78 (2017).
 - [17] T. Furumoto, Y. Sakuragi, and Y. Yamamoto, *Phys. Rev. C* **79**, 011601(R) (2009); **80**, 044614 (2009).
 - [18] T. Furumoto, Y. Sakuragi, and Y. Yamamoto, *Phys. Rev. C* **90**, 041601(R) (2014); **94**, 044620 (2016).
 - [19] F. Nuoffer, *et al.*, *Nuovo Cimento A* **111**, 971 (1998).
 - [20] Li-Gang Cao, H. Sagawa, and G. Colo, *Phys. Rev. C* **86**, 054313 (2012).
 - [21] G. Baym, A. Bethe, and C. Pethick, *Nucl. Phys. A* **175**, 225 (1971).
 - [22] G. Baym, C.J. Pethick, and P. Sutherland, *Astrophys. J.* **170**, 299 (1971).
 - [23] M. Baldo, A. Polls, A. Rios, H.-J. Schulze, and I. Vidaña *Phys. Rev. C* **65**, 017303 (2001).
 - [24] J.P.W. Verbiest, *et al.* "PRECISION TIMING OF PSR J0437–4715: AN ACCURATE PULSAR DISTANCE, A HIGH PULSAR MASS, AND A LIMIT ON THE VARIATION OF NEWTON'S GRAVITATIONAL CONSTANT", *The Astrophysical Journal*, 679, 675-680 (2008).