

OPTIMAL CONTROL OF A DELAYED HIV MODEL

FILIFE RODRIGUES, CRISTIANA J. SILVA, DELFIM F. M. TORRES*

Center for Research and Development in Mathematics and Applications (CIDMA)
Department of Mathematics, University of Aveiro, 3810-193 Aveiro, Portugal

HELMUT MAURER

Institute of Computational and Applied Mathematics
University of Münster, D-48149 Münster, Germany

ABSTRACT. We propose a model for the human immunodeficiency virus type 1 (HIV-1) infection with intracellular delay and prove the local asymptotical stability of the equilibrium points. Then we introduce a control function representing the efficiency of reverse transcriptase inhibitors and consider the pharmacological delay associated to the control. Finally, we propose and analyze an optimal control problem with state and control delays. Through numerical simulations, extremal solutions are proposed for minimization of the virus concentration and treatment costs.

1. Introduction. Infection by human immunodeficiency virus type 1 (HIV-1) has many quantitative features [26]. Mathematical models for HIV infection can provide insights into the dynamics of viral load in vivo and may play a significant role in the development of a better understanding of HIV/AIDS and drug therapies [37]. Cytotoxic T lymphocytes (CTLs) play a critical role in antiviral defense by attacking virus-infected cells. It is believed that CTLs are the main host immune factor that determine virus load [22]. When HIV invades the body, it targets the CD4+ T cells. These cells can be considered the command centers of the immune system. The CTLs are cells that set out to eliminate infection by killing infected cells [6]. Several mathematical models have been proposed for HIV-1 infection with CTLs response: see, e.g., [1, 6, 22, 36] and references cited therein.

Time delay plays an important role in the dynamics of HIV infection. Intracellular delay, that is, the delay between initial infection of a cell by HIV and the release of new virions, was considered in the models proposed by [5, 13, 18, 19, 20, 21, 34, 37]. Here, we enrich the undelayed mathematical model proposed by [22], which considers the action of CTLs in the immune system, by introducing a discrete time delay that represents an intracellular delay. State delays for such type of models have been already introduced, e.g., in [12]. However, in our case we also model the important pharmacological delay that occurs between the administration of drug and its appearance within cells, due to the time required for drug absorption, distribution, and penetration into the target cells [27]. In the context of anticancer therapy,

2010 *Mathematics Subject Classification.* Primary: 34C60, 49K15; Secondary: 92D30.

Key words and phrases. HIV, intracellular and pharmacological time delays, stability, qualitative investigation and simulation of models, optimal control.

*Corresponding author: delfim@ua.pt.

the idea to represent delay effects in drug kinetics and dynamics was presented in [33] and developed in [15].

Optimal control is a branch of mathematics developed to find optimal ways to control a dynamic system [4, 8, 28]. Optimal control theory has been applied with success to HIV models: see, e.g., [6, 12, 14, 30, 32] and references cited therein. Here, we introduce a control function, which represents the efficiency of reverse transcriptase inhibitors, and consider a delay in the control function representing the pharmacological delay. Our aim is to determine the control function that minimizes the concentration of virus and the treatment costs. To the best of our knowledge, this is the first time an optimal control HIV problem with delay in state and control variables is investigated.

The paper is organized as follows. The model with intracellular delay is formulated in Section 2 and local stability is proved for any time delay. In Section 3, we introduce a control function in the delayed model of Section 2 and analyze an optimal control problem with intracellular and pharmacological delays. Section 4 is devoted to numerical simulations for the stability of the equilibrium points and the computation of extremals for the optimal control problem with state and control delays. We compare the extremal of our optimal control problem with state and control delays with the solutions of the uncontrolled problem and the control problem with delay in the state variable only. We end with Section 5, where we discuss the established results.

2. Intracellular delayed mathematical model. In this section, we propose a delayed mathematical model for HIV-1 infection. We consider the undelayed model proposed by [22] and introduce a discrete intracellular time delay. The model considers four state variables: $Z(t)$ represents the concentration of uninfected cells, $I(t)$ represents the concentration of infected cells, $V(t)$ represents the concentration of free virus particles, and $T(t)$ represents the concentration of CTLs at time t . The following assumptions are made to describe the cell dynamics [22]: uninfected cells are produced at a constant rate λ , and die at a rate mZ . Infected cells are produced from uninfected cells and free viruses at a rate rVZ and die at rate uI (the average lifetime of an infected cell is $1/u$). Free viruses are produced from infected cells at rate kI and declines at rate vV (the average lifetime of a free virus particle is $1/v$). The rate of CTLs proliferation in response to antigen is given by aIT . In the absence of stimulation, CTLs decay at rate nT . Infected cells are killed by CTLs at rate sIT . The intracellular delay, τ , represents the time needed for infected cells to produce virions after viral entry [12, 37], called the eclipse phase [25]. The model we propose is given by the following system of ordinary differential equations:

$$\begin{cases} \dot{Z}(t) = \lambda - mZ(t) - rV(t)Z(t), \\ \dot{I}(t) = rV(t-\tau)Z(t-\tau) - uI(t) - sI(t)T(t), \\ \dot{V}(t) = kI(t) - vV(t), \\ \dot{T}(t) = aI(t)T(t) - nT(t). \end{cases} \quad (1)$$

The initial conditions for system (1) are

$$Z(\theta) = \varphi_1(\theta), \quad I(\theta) = \varphi_2(\theta), \quad V(\theta) = \varphi_3(\theta), \quad T(\theta) = \varphi_4(\theta), \quad (2)$$

$-\tau \leq \theta \leq 0$, where $\varphi = (\varphi_1, \varphi_2, \varphi_3, \varphi_4)^T \in C$ with C the Banach space $C([-\tau, 0], \mathbb{R}^4)$ of continuous functions mapping the interval $[-\tau, 0]$ into \mathbb{R}^4 . The usual local existence, uniqueness and continuation results apply [11, 16]. Moreover, from biological

meaning, we further assume that the initial functions are nonnegative:

$$\varphi_i(\theta) \geq 0, \quad \text{for } \theta \in [-\tau, 0], \quad i = 1, \dots, 4. \quad (3)$$

From [37, Theorem 2.1], it follows that all solutions of (1) satisfying (2) and (3) are bounded for all time $t \geq 0$, which ensures not only local existence but the existence of a unique solution $(Z(t), I(t), V(t), T(t))$ of (1) with initial conditions (2)–(3) for all time $t \geq 0$.

The equilibrium points are independent of the delays. Their stability depends, however, on the delays. The equilibrium points of (1) are studied in [29, 37]. System (1) has an infection-free equilibrium $E_0 = (\frac{\lambda}{m}, 0, 0, 0)$, which is the only biologically meaningful equilibrium, if $R_0 = \frac{k\lambda r}{muv} < 1$. Let $R_1 = \frac{knr}{mav}$. If $1 < R_0 < 1 + R_1$, then system (1) has a unique CTL-inactivated infection equilibrium E_1 given by

$$E_1 = \left(\frac{uv}{kr}, \frac{k\lambda r - muv}{kru}, \frac{k\lambda r - muv}{vru}, 0 \right).$$

Whenever $R_0 > 1 + R_1$, system (1) has also a CTL-activated infection equilibrium E_2 given by

$$E_2 = \left(\frac{a\lambda v}{amv + knr}, \frac{n}{a}, \frac{kn}{av}, \frac{ak\lambda r - amuv - knru}{amvs + knrs} \right).$$

The proofs of these facts are found in [29, 37]. Here we prove the local asymptotic stability of the equilibrium points E_0 , E_1 and E_2 for any time delay τ .

Theorem 2.1 (Local stability of the equilibrium points of (1)). *If $R_0 > 1$, then the infection-free equilibrium E_0 is unstable for any time-delay $\tau \geq 0$. If $R_0 < 1$, then E_0 is locally asymptotically stable for any time-delay $\tau \geq 0$. If $R_0 = 1$, then we have a critical case. If $R_0 > 1 + R_1$, then the CTL-inactivated infection equilibrium E_1 is unstable for any time-delay $\tau \geq 0$. If $R_0 < 1 + R_1$, then E_1 is locally asymptotically stable for any time-delay $\tau \geq 0$. If $R_0 > 1 + R_1$, then the CTL-activated infection equilibrium E_2 is locally asymptotically stable for any time-delay $\tau \geq 0$.*

Proof. Consider the following coordinate transformation:

$$x(t) = Z(t) - \bar{Z}, \quad y(t) = I(t) - \bar{I}, \quad w(t) = V(t) - \bar{V}, \quad q(t) = T(t) - \bar{T},$$

where $(\bar{Z}, \bar{I}, \bar{V}, \bar{T})$ denotes any equilibrium point of system (1). The linearized system of (1) is of form

$$\begin{cases} x(t) = -(m + r\bar{V})x(t) - r\bar{Z}w(t), \\ y(t) = r\bar{V}x(t - \tau) - (u + s\bar{T})y(t) + r\bar{Z}w(t - \tau) - s\bar{I}p(t), \\ w(t) = ky(t) - vw(t), \\ p(t) = a\bar{T}y(t) + (a\bar{I} - n)p(t). \end{cases} \quad (4)$$

We can express system (4) in matrix form as follows:

$$\frac{d}{dt} \begin{pmatrix} x(t) \\ y(t) \\ w(t) \\ p(t) \end{pmatrix} = A_1 \begin{pmatrix} x(t) \\ y(t) \\ w(t) \\ p(t) \end{pmatrix} + A_2 \begin{pmatrix} x(t - \tau) \\ y(t - \tau) \\ w(t - \tau) \\ p(t - \tau) \end{pmatrix},$$

where A_1 and A_2 are 4×4 matrices given by

$$A_1 = \begin{pmatrix} -m - r\bar{V} & 0 & -r\bar{Z} & 0 \\ 0 & -u - s\bar{T} & 0 & -s\bar{I} \\ 0 & k & -v & 0 \\ 0 & a\bar{T} & 0 & a\bar{I} - n \end{pmatrix}, \quad A_2 = \begin{pmatrix} 0 & 0 & 0 & 0 \\ r\bar{V} & 0 & r\bar{Z} & 0 \\ 0 & 0 & 0 & 0 \\ 0 & 0 & 0 & 0 \end{pmatrix}.$$

The characteristic equation of system (4) for any equilibrium point is given by

$$\Delta(y) = |yI_d - A_1 - A_2e^{-\tau y}| = 0 \quad (5)$$

(see, e.g., [16]), where I_d denotes the identity matrix of dimension 4, that is,

$$\begin{vmatrix} m + r\bar{V} + y & 0 & r\bar{Z} & 0 \\ -\bar{V}re^{-\tau y} & u + \bar{T}s + y & -\bar{Z}re^{-\tau y} & \bar{I}s \\ 0 & -k & v + y & 0 \\ 0 & -\bar{T}a & 0 & y + n - a\bar{I} \end{vmatrix} = 0.$$

(i) *Stability of the infection-free equilibrium E_0 .* The characteristic equation at E_0 is given by

$$(y + n)(y + m) \left((u + y)(v + y) - \frac{k\lambda r}{m} e^{-\tau y} \right) = 0. \quad (6)$$

Assume that $\tau = 0$. In this case, the equation (6) becomes

$$(y + n)(y + m) \left((u + y)(v + y) - \frac{k\lambda r}{m} \right) = 0. \quad (7)$$

We need to prove that all the roots of the characteristic equation have negative real parts. It is easy to see that $y_1 = -n$ and $y_2 = -m$ are roots of equation (7) and both are real negative roots. Thus, we just need to consider the third term of the above equation. Let

$$p(y) := y^2 + (u + v)y + uv - \frac{k\lambda r}{m} = 0.$$

Using the Routh–Hurwitz criterion, we know that all roots of $p(y)$ have negative real parts if and only if the coefficients a_i of $p(y)$ are strictly positive. In our case,

$$\begin{aligned} a_1 &= 1 > 0, \\ a_2 &= u + v > 0, \\ a_3 &= uv - \frac{k\lambda r}{m} > 0 \text{ if and only if } R_0 = \frac{k\lambda r}{muv} < 1. \end{aligned}$$

Hence, if $R_0 < 1$, then all roots of the characteristic equation (7) have negative real parts. Therefore, E_0 is locally asymptotically stable for $\tau = 0$. Suppose now that $\tau > 0$. To prove the stability of E_0 we use Rouché theorem, so we need to prove that all the roots of the characteristic equation (6) cannot intersect the imaginary axis, i.e., the characteristic equation cannot have pure imaginary roots. Suppose the reverse, i.e., that there exists $w \in \mathbb{R}$ such that $y = wi$ is a solution of (6). Replacing y in the third term of (6), we get

$$(wi)^2 + (u + v)wi + uv - \frac{k\lambda r}{m} e^{-\tau wi} = 0.$$

Note that we do not need to consider the full equation (6) because we already know that the remaining part of this equation has just two real negative solutions. By using the Euler formula and separating the real and imaginary parts of the above equation, we obtain that

$$\begin{cases} -w^2 + uv = \frac{k\lambda r}{m} \cos(w\tau), \\ (u + v)w = -\frac{k\lambda r}{m} \sin(w\tau). \end{cases}$$

By adding up the squares of both equations and using the fundamental trigonometric formula, we obtain that

$$(-w^2 + uv)^2 + (u + v)^2 w^2 - \left(\frac{k\lambda r}{m}\right)^2 = 0,$$

which is the same as

$$w^4 + (u^2 + v^2)w^2 + u^2 v^2 - \left(\frac{k\lambda r}{m}\right)^2 = 0$$

and equivalent to

$$w^2 = \frac{1}{2} \left(-(u^2 + v^2) + \sqrt{(u^2 + v^2)^2 - 4 \left(u^2 v^2 - \left(\frac{k\lambda r}{m}\right)^2 \right)} \right).$$

If $R_0 < 1$, then $muv - k\lambda r > 0$, which implies $(muv)^2 - (k\lambda r)^2 > 0$. Consequently,

$$u^2 v^2 - \left(\frac{k\lambda r}{m}\right)^2 > 0$$

and

$$\sqrt{(u^2 + v^2)^2 - 4 \left(u^2 v^2 - \left(\frac{k\lambda r}{m}\right)^2 \right)} < u^2 + v^2.$$

Hence, we have $w^2 < 0$, which is a contradiction. Therefore, we proved that if $R_0 < 1$, then the characteristic equation (6) cannot have pure imaginary roots and the infection-free equilibrium E_0 is locally asymptotically stable for any strictly positive time-delay. Suppose now that $R_0 > 1$. We know that the characteristic equation (6) has two real negative roots $y = -n$ and $y = -m$. Thus, we need to check if the remaining roots of

$$q(y) := (u + y)(v + y) - \frac{k\lambda r}{m} e^{-\tau y}$$

have negative real parts. It is easy to see that $q(0) = uv - \frac{k\lambda r}{m} < 0$, because we are assuming $R_0 > 1$. On the other hand, $\lim_{y \rightarrow +\infty} q(y) = +\infty$. Therefore, by continuity of $q(y)$, there is at least one positive root of the characteristic equation (6). Hence, we conclude that E_0 is unstable. Finally, we need to analyse the case $R_0 = 1$, i.e., $muv = k\lambda r$. In this case the characteristic equation (6) becomes

$$(y + n)(y + m) (y^2 + (u + v)y + uv - uve^{-\tau y}) = 0. \quad (8)$$

To prove the stability, we need to check again if all the roots of the above equation have negative real parts. Note that $y = 0$, $y = -n$ and $y = -m$ are solutions of this equation, so we just need to prove that the remaining roots cannot have nonnegative real parts. Assuming that $y = a + bi$ with $a \geq 0$ is a solution of the above equation, then

$$(a + bi)^2 + (u + v)(a + bi) + uv - uve^{-\tau(a+bi)} = 0.$$

By using the Euler formula and by separating the real and imaginary parts, we get

$$\begin{cases} a^2 - b^2 + (u + v)a + uv = uve^{-\tau a} \cos(\tau b), \\ 2ab + (u + v)b = -uve^{-\tau a} \sin(\tau b). \end{cases}$$

Adding up the squares of both equations and using the fundamental trigonometric formula, we obtain

$$(a^2 - b^2 + (u + v)a + uv)^2 + (2ab + (u + v)b)^2 = (uve^{-\tau a})^2 \leq u^2v^2,$$

which is a contradiction because

$$\begin{aligned} & (a^2 - b^2 + (u + v)a + uv)^2 + (2ab + (u + v)b)^2 \\ &= a^4 + 2a^3u + 2a^3v + 2a^2b^2 + a^2u^2 + 4a^2uv + a^2v^2 + 2ab^2u \\ & \quad + 2ab^2v + 2au^2v + 2auv^2 + b^4 + b^2u^2 + b^2v^2 + u^2v^2 > u^2v^2. \end{aligned}$$

This proves that 0 is the unique root of (8) that does not have negative real part.

(ii) *Stability of CTL-inactivated infection equilibrium E_1 .* Assume that $R_0 > 1$. The characteristic equation (5) at $E_1 = (Z_1, I_1, V_1, T_1) = (\frac{uv}{kr}, \bar{I}, \bar{V}, 0)$ is given by

$$(n - \bar{I}a + y)(y^3 + Ay^2 + By + C - (Dy + E)e^{-\tau y}) = 0, \quad (9)$$

where $A = m + u + v + \bar{V}r$, $B = \bar{V}ru + \bar{V}rv + mu + mv + uv$, $C = muv + \bar{V}ruv$, $D = uv$, and $E = muv$. Note that $y = \bar{I}a - n$ is a solution of (9). If $1 < R_0 < 1 + R_1$, then

$$\frac{k\lambda r}{muv} < 1 + \frac{knr}{amv}.$$

After some basic simplifications, we have $\bar{I}a - n < 0$. Hence, if $R_0 > 1 + R_1$, then the characteristic equation (9) has a positive root and, consequently, the equilibrium E_1 is not locally asymptotically stable. On the other hand, if $1 < R_0 < 1 + R_1$, then $y = \bar{I}a - n$ is a real negative root of the characteristic equation (9) and we just need to analyze the equation

$$y^3 + Ay^2 + By + C - (Dy + E)e^{-\tau y} = 0. \quad (10)$$

Consider $\tau = 0$. From equation (10) we have

$$y^3 + Ay^2 + (B - D)y + (C - E) = 0, \quad (11)$$

where $A = m + u + v + \bar{V}r > 0$, $B - D = \bar{V}ru + \bar{V}rv + mu + mv > 0$, $C - E = \bar{V}ruv > 0$ and $A(B - D) > (C - E)$. Therefore, from the Routh–Hurwitz criterion, it follows that all roots of (11) have negative real parts. Hence, E_1 is locally asymptotically stable for $\tau = 0$. Let $\tau > 0$. Suppose that (10) has pure imaginary roots, wi . By replacing y in (10) by wi , we get

$$-Aw^2 + C - E \cos(w\tau) - Dw \sin(w\tau) + i(-w^3 + Bw - Dw \cos(w\tau) + E \sin(w\tau)) = 0.$$

If we separate the real and imaginary parts, then we obtain

$$\begin{cases} -Aw^2 + C = E \cos(w\tau) + Dw \sin(w\tau), \\ -w^3 + Bw = Dw \cos(w\tau) - E \sin(w\tau). \end{cases}$$

By adding up the squares of both equations, and using the fundamental trigonometric formula, we obtain that

$$E^2 + D^2w^2 = (-Aw^2 + C)^2 + (-w^3 + Bw)^2,$$

which is equivalent to

$$w^6 + (A^2 - 2B)w^4 + (B^2 - 2AC - D^2)w^2 + (C^2 - E^2) = 0.$$

Since

$$\begin{aligned} A^2 - 2B &= m^2 + u^2 + v^2 + (\bar{V}r)^2 + 2\bar{V}mr > 0, \\ B^2 - 2AC - D^2 &= (\bar{V}ru)^2 + \bar{V}rv)^2 + (mu)^2 + (mv)^2 + 2\bar{V}rm(u^2 + v^2) > 0, \\ C^2 - E^2 &= (\bar{V}ruv)^2 + 2\bar{V}ru^2v^2m > 0, \end{aligned}$$

we have that the left hand-side of equation (11) is strictly positive, which implies that this equation is not possible. Therefore, (9) does not have imaginary roots, which implies that E_1 is locally asymptotically stable for any time delay $\tau \geq 0$.

(iii) *Stability of CTL-activated infection equilibrium E_2 .* Assume $R_0 > 1 + R_1$. The characteristic equation (5) at $E_2 = (Z_2, I_2, V_2, T_2) = (\bar{Z}, \frac{n}{a}, \bar{V}, \bar{T})$ becomes

$$(y + m + \bar{V}r)(v + y) (\bar{T}ns + y(u + y + \bar{T}s)) = (y + m)v \frac{\bar{Z}kry}{v} e^{-\tau y}. \quad (12)$$

Suppose that there is a wi , $w \in \mathbb{R}$, such that $y = wi$ is root of equation (12). Then,

$$(wi + m + \bar{V}r)(v + wi) (\bar{T}ns + wi(u + wi + \bar{T}s)) = (wi + m)v \bar{Z} \frac{kr}{v} w i e^{-\tau wi},$$

which implies

$$|wi + m + \bar{V}r|^2 |v + wi|^2 |\bar{T}ns + wi(u + wi + \bar{T}s)|^2 = |wi + m|^2 |v|^2 \left| \frac{\bar{Z}kr}{v} wi \right|^2. \quad (13)$$

Since $|wi + m + \bar{V}r|^2 > |wi + m|^2$ and $|v + wi|^2 > |v|^2$, it follows from (13) that

$$|\bar{T}ns + wi(u + wi + \bar{T}s)|^2 \geq \left| \bar{Z} \frac{kr}{v} wi \right|^2.$$

We conclude that the left hand-side of (13) is always strictly greater than the right hand-side, which implies that this equation is impossible. Hence, the solutions of the characteristic equation (12) cannot be pure imaginary. Therefore, by Rouché theorem, E_2 is locally asymptotically stable for any time-delay $\tau \geq 0$. \square

3. Optimal control of the HIV model with intracellular and pharmacological delays. In the human system, RNA molecules are produced from DNA. Nevertheless, there are enzymes that make the reverse process, i.e., they can obtain DNA molecules from RNA. Such an enzyme is called a *reverse transcriptase*. One kind of such enzymes are found in HIV-1. As a result, when a virus particle infects a T-cell, it comes into the kernel of the cell and makes the reverse transcriptase process converting the RNA viral molecules into DNA viral molecules, which are then combined with DNA molecules of the CTLs. Hence, CTLs work to create new viruses instead of doing the defense job they are supposed to do in the immune system. Nowadays, there are drugs that can inhibit the reverse transcriptase, which allow the CTLs to keep their natural work. In this section, we formulate an optimal control problem for HIV-1 infection, with time delay in state and control variables, and derive extremals for the minimization of virus by the use of drugs that inhibit the reverse transcriptase of CTLs.

We introduce a control function $c(t)$ in model (1), $t \in [0, t_f]$, that represents the efficiency of the reverse transcriptase inhibitors, which block a new infection. Due to the importance of the pharmacological delay in the HIV treatment, we consider a discrete time delay in the control variable $c(t)$, denoted by ξ , which represents the delay that occurs between the administration of a drug and its appearance within

the cells, due to the time required for drug absorption, distribution, and penetration into the target cells [27]. We propose the following control system with discrete time delay in the state and control variables:

$$\begin{cases} \dot{Z}(t) = \lambda - mZ(t) - (1 - c(t - \xi))rV(t)Z(t), \\ \dot{I}(t) = (1 - c(t - \xi))rV(t - \tau)Z(t - \tau) - uI(t) - sI(t)T(t), \\ \dot{V}(t) = kI(t) - vV(t), \\ \dot{T}(t) = aI(t)T(t) - nT(t). \end{cases} \quad (14)$$

The initial conditions for the state variables I and T and, due to the delays, initial functions for the state variables Z and V and control c , are given by

$$\begin{aligned} I(0) &= 3, & T(0) &= 20, \\ Z(t) &\equiv 45, & V(t) &\equiv 75, & -\tau \leq t \leq 0, \\ c(t) &\equiv 0, & & & -\xi \leq t < 0. \end{aligned} \quad (15)$$

We note that values (15) are the only ones that are considered in our numerical simulations (Section 4). The control function $c(t)$ is bounded between 0 and 1. If it takes the value 0, then the drug therapy for the transcriptase reversion has no efficacy. If the control takes the value 1, then it will be 100% effective. Precisely, we consider following set of admissible control functions:

$$\Theta = \left\{ c(\cdot) \in L^1([0, t_f], \mathbb{R}) \mid 0 \leq c(t) \leq 1, \forall t \in [0, t_f] \right\}. \quad (16)$$

We consider the L^1 objective functional

$$J(c(\cdot)) = \int_0^{t_f} [V(t) + w \cdot c(t)] dt \quad (\text{weight parameter } w \geq 1), \quad (17)$$

which measures the concentration of virus and the treatment costs for the period of time under study. The optimal control problem consists in determining a control function $c(\cdot) \in L^1([0, t_f], \mathbb{R})$ that minimizes the cost functional (17) subject to the control system (14), initial conditions (15) and control constraints (16). In Section 4.2, we present numerical solutions for three cases of delays τ and ξ and weights $w = 1$ and $w = 5$. To apply the optimality conditions given by the Minimum Principle for Multiple Delayed Optimal Control Problems of [10, Theorem 3.1], we introduce the delayed state variables $\zeta(t) = Z(t - \tau)$, $\eta(t) = V(t - \tau)$ and the control variable $\omega(t) = c(t - \xi)$. Using the adjoint variable $\lambda = (\lambda_Z, \lambda_I, \lambda_V, \lambda_T) \in \mathbb{R}^4$, the Hamiltonian for the cost functional (17) and the control system (14) is given by

$$\begin{aligned} H(Z, \zeta, I, V, \eta, T, \lambda, c, \omega) &= V + wc + \lambda_Z (\lambda - mZ - (1 - \omega)rVZ) \\ &\quad + \lambda_I ((1 - \omega)r\eta\zeta - uI - sIT) + \lambda_V (kI - vV) + \lambda_T (aIT - nT). \end{aligned}$$

The adjoint equations are given by

$$\begin{cases} \dot{\lambda}_Z(t) = -H_Z[t] - \chi_{[0, t_f - \tau]} H_\zeta[t + \tau], \\ \dot{\lambda}_V(t) = -H_V[t] - \chi_{[0, t_f - \tau]} H_\eta[t + \tau], \\ \dot{\lambda}_I(t) = -H_I[t], & \dot{\lambda}_T(t) = -H_T[t], \end{cases}$$

where the subscripts denote partial derivatives and $\chi_{[0, t_f - \tau]}$ is the characteristic function in the interval $[0, t_f - \tau]$ (see [10]). Since the terminal state is free, i.e., $(Z(t_f), I(t_f), V(t_f), T(t_f)) \in \mathbb{R}^4$, the transversality conditions are

$$\lambda_Z(t_f) = \lambda_I(t_f) = \lambda_V(t_f) = \lambda_T(t_f) = 0.$$

To characterize the optimal control c , we introduce the following *switching function*:

$$\begin{aligned} \phi(t) &= H_c[t] + \chi_{[0, t_f - \xi]} H_\omega[t + \xi] \\ &= \begin{cases} 1 + \lambda_Z(t + \xi)rV(t + \xi)Z(t + \xi) - \lambda_I(t + \xi)r\eta(t + \xi)\zeta(t + \xi) & \text{for } 0 \leq t \leq t_f - \xi, \\ 1 & \text{for } t_f - \xi \leq t \leq t_f. \end{cases} \end{aligned} \quad (18)$$

The minimality condition of the Minimum Principle [10, Theorem 3.1] gives the control law

$$c(t) = \begin{cases} 1 & \text{if } \phi(t) < 0, \\ 0 & \text{if } \phi(t) > 0, \\ \text{singular} & \text{if } \phi(t) = 0 \text{ on } I_s \subset [0, t_f]. \end{cases} \quad (19)$$

Similar arguments can also be used to solve related optimal control problems, e.g., one may consider an additional constraint on the final virus concentration or inclusion of the final values of this concentration in the cost functional.

4. Numerical simulations. In this section, we study numerically the stability of the delayed model (1) proposed in Section 2 and the solution of the optimal control problem proposed in Section 3. We consider the initial conditions (15) and the parameter values as given in Table 1, which are based on [12].

Parameter	Value	Units
λ	5	$day^{-1}mm^{-3}$
m	0.03	day^{-1}
r	0.0014	$mm^3virion^{-1}day^{-1}$
u	0.32	day^{-1}
s	0.05	mm^3day^{-1}
k	153.6	day^{-1}
v	1	day^{-1}
a	0.2	mm^3day^{-1}
n	0.3	day^{-1}
t_f	50	day
τ	0.5	day
ξ	0.2	day

TABLE 1. Parameter values.

4.1. Stability of the delayed HIV model. Considering the parameter values from Table 1, we have the following values for the thresholds R_0 and R_1 of Section 2:

$$R_0 = 112 \quad \text{and} \quad R_1 = 10.752.$$

From Theorem 2.1, the CTL-activated infection equilibrium

$$E_2 = (14.182, 1.5, 230.4, 54.5939)$$

of system (1) is locally asymptotically stable for any time delay $\tau \geq 0$. In Figure 1, we observe the stability of system (1) in a time interval of 500 days and a time delay of 0.5 days ($\tau = 0.5$). In Figure 2, we compare the behavior of system (1) for $\tau = 0$ (no delay) and delay $\tau = 0.5$. The first local maximum of concentration of infected cells, virus and CTLs is smaller in the delayed case ($\tau = 0.5$). The local maxima are

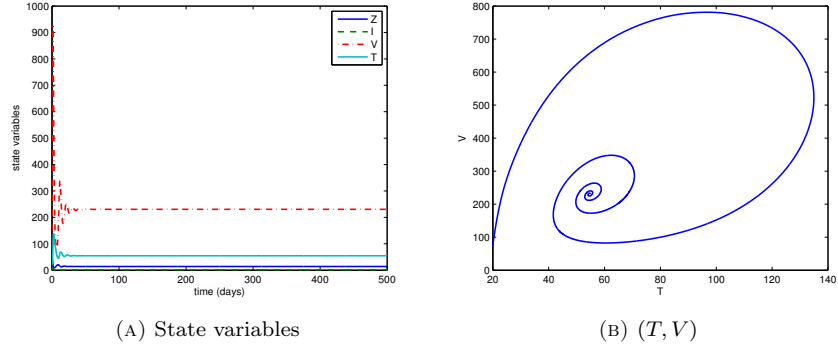


FIGURE 1. Endemic equilibrium E_2 for the parameter values of Table 1 and time delay $\tau = 0.5$.

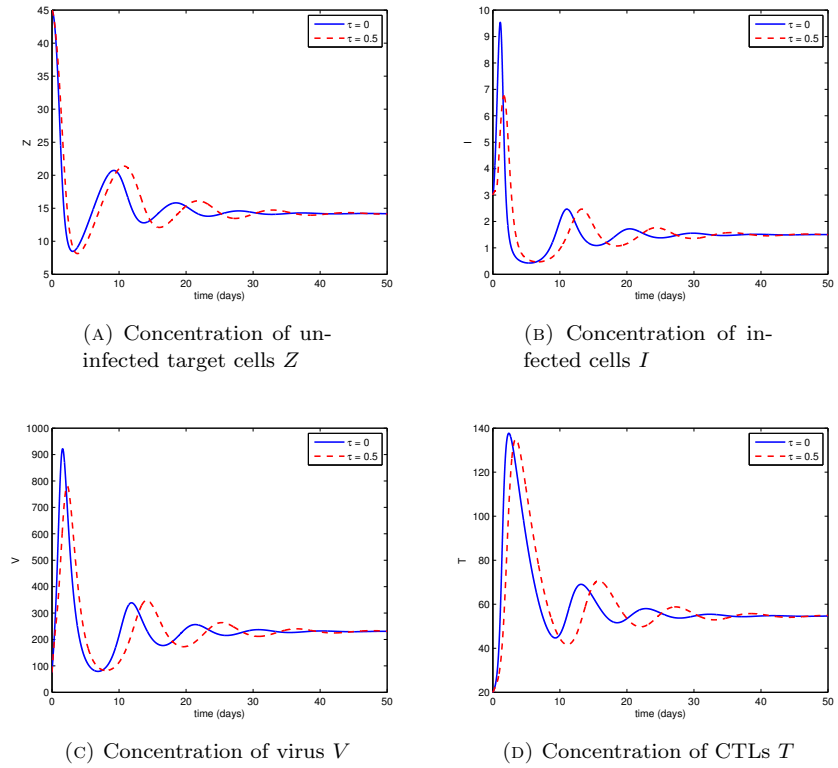


FIGURE 2. State variables with time delay $\tau = 0.5$ (dashed curves) versus without delay (continuous curves).

similar, although they are attained at latter in the delayed case, when compared to the nondelayed situation. At the end of 50 days, the values of the variables $Z(t)$, $I(t)$, $V(t)$ and $T(t)$ are similar in delayed and nondelayed cases.

4.2. Optimal control problem with state and control delays. In this section, we present numerical solutions to the delayed optimal control problem (14)–(17) in the time interval $[0, 50]$ days and consider three cases:

Case 1: $\tau = \xi = 0$ (no delays);

Case 2: $\tau = 0.5, \xi = 0$ (intracellular delay τ only);

Case 3: $\tau = 0.5, \xi = 0.2$ (intracellular delay τ and pharmacological delay ξ).

As before, we consider the parameter values from Table 1 and the weight parameters $w = 1$ and $w = 5$ in the cost functional (17). To solve the delayed optimal control problem (14)–(17), we discretize the control problem on a sufficiently fine grid [10] and obtain a nonlinear optimization problem (NLP). The NLP is implemented using the Applied Modeling Programming Language AMPL [9], which can be interfaced with several large-scale nonlinear optimization solvers like the interior-point solver IPOPT; see [35]. We mostly use $N = 2500$ grid nodes and the trapezoidal rule as integration method to compute the solution with an error tolerance of $eps = 10^{-9}$. In all three cases, the computed controls are bang-bang with only one switch at t_s :

$$c(t) = \begin{cases} 1 & \text{for } 0 \leq t < t_s, \\ 0 & \text{for } t_s \leq t \leq 50. \end{cases} \quad (20)$$

For the weight $w = 1$, we obtain the following numerical results:

$$\begin{aligned} \text{Case 1 : } & J(c) = 475.19, & t_s = 47.08, & Z(50) = 139.48, \\ & I(50) = 3.6479e - 02, & V(50) = 0.96174 & T(50) = 9.70008e - 06. \\ \text{Case 2 : } & J(c) = 473.05, & t_s = 44.78, & Z(50) = 139.45, \\ & I(50) = 1.9975e - 02, & V(50) = 0.90843, & T(50) = 9.7025e - 06. \\ \text{Case 3 : } & J(c) = 556.70, & t_s = 44.50, & Z(50) = 139.56, \\ & I(50) = 1.9181e - 02, & V(50) = 0.87283, & T(50) = 1.0822e - 05. \end{aligned}$$

A zoom into the controls and switching functions, in a neighborhood of the switching time t_s , is displayed in Figure 3.

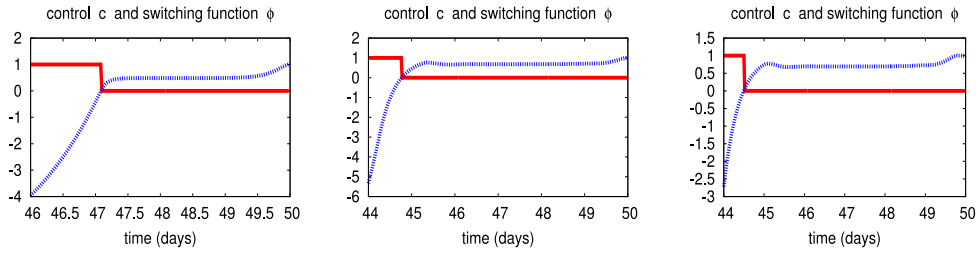


FIGURE 3. Bang-bang control $c(t)$ (20) (continuous curve) and switching function ϕ (18) (dashed curve) matching the control law (19): zoom into a neighborhood of the switching time t_s . (left) Case 1, (middle) Case 2, (right) Case 3

The state trajectories in the three cases are very similar on the terminal time interval $[15, 50]$, while the concentration of uninfected cells $Z(t)$ is nearly identical

on the whole time interval $[0, 50]$. To display the effect of the delays on the state variables I, V, T , Figure 4 shows a comparison of the state trajectories in Case 1 (no delays) and Case 3 (state and control delays). We see that the delay in the control c implies an increase of the concentration of infected cells $I(t)$ in the first two days (the delay on the drug effect), which is also responsible for an increase on the concentration of the free virus particles V and CTL cells T .

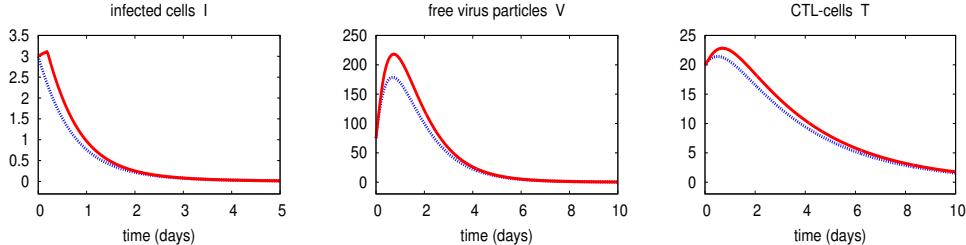


FIGURE 4. A comparison of state trajectories in Case 1 (no delays) and Case 3 (delays $\tau = 0.5$ and $\xi = 0.2$). (left) zoom of infected cells $I(t)$ into $[0, 5]$, (middle) zoom of free virus particles $V(t)$ into $[0, 10]$, (right) zoom of CTL cells $T(t)$ into $[0, 10]$.

The bang-bang controls and the switching functions in Figure 3 do not only match the switching condition (19) but satisfy also the so-called *strict bang-bang property* [24] with respect to the Minimum Principle:

$$\phi(t) < 0 \quad \text{for } 0 \leq t < t_s, \quad \dot{\phi}(t_s) > 0, \quad \phi(t) > 0 \quad \text{for } t_s < t \leq 50. \quad (21)$$

The strict bang-bang property enables us to check *second-order sufficient conditions* (SSC) for the bang-bang control in the non-delayed Case 1. In the delayed Cases 2 and 3, no sufficient conditions are available in the literature. In Case 1, we consider the so-called Induced Optimization Problem (IOP), where the switching time t_s in (20) is the only optimization variable. Hence, we optimize the function $J(t_s) = J(c)$ with respect to t_s . The IOP can be solved using the arc-parametrization method [17, 24] and its implementation in the optimal control package NUDOCCCS [2]. We obtain the highly accurate numerical results

$$J(c) = 475.1854, \quad t_s = 47.0903, \quad J''(t_s) = 5.0962 > 0.$$

In view of the strict bang-bang property (21) and the positive second derivative $J''(t_s) = 5.0962$, we conclude from Theorem 7.10 in [24] that the bang-bang control in Case 1 provides a strict strong minimum.

Since SSC hold, it follows from the standard sensitivity result in finite-dimensional optimization [7] (cf. also [3]) that the switching time t_1 is locally a C^1 -function with respect to all parameters p in the system. The state trajectories are locally C^1 -functions except at the switching time t_s . The code NUDOCCCS [2] allows to compute the *sensitivity derivatives* dt_s/dp and $dy(50)/dp$ for $y \in \{J(c), Z, I, V\}$ at a nominal parameter value p_0 . The sensitivities $dT(50)/dp$ are very small so that we do not list them here. Choosing, e.g., the parameter $p \in \{w, r, v\}$, where w is the weight parameter in the functional (17) and the parameters r and v are as in

Table 1, we get the following sensitivity derivatives at their nominal values $w_0 = 1$, $r_0 = 0.0014$ and $v_0 = 1$:

parameter	dt_1/dp	$dJ(c)/dp$	$dZ(50)/dp$	$dI(50)/dp$	$dV(50)/dp$
$p = w$	-0.1962	47.09	-0.03803	0.03589	0.9464
$p = r$	1146	1063	-14.63	14.73	26.89
$p = v$	-0.5394	-428.4	-0.003583	0.003185	-0.002218

The sensitivity derivatives quantify our more intuitive feeling on how the switching time changes under parameter perturbations. As an example, let us increase the weight parameter $w = 1 + \Delta$ for the control in the objective $J(c)$ (17). Then the switching time $t_s(w)$ decreases and has the approximative value

$$t_s(w) \approx t_s(1) + \frac{dt_s}{dw} \Delta.$$

Similar Taylor expansion approximations hold for the other quantities. It is an interesting exercise to show that the sensitivity derivative $dJ(c)/dp$ agrees with $t_s = 47.09$. Finally, Figure 5 displays a comparison of the *controlled* state variables with the *uncontrolled* ones in Case 2.

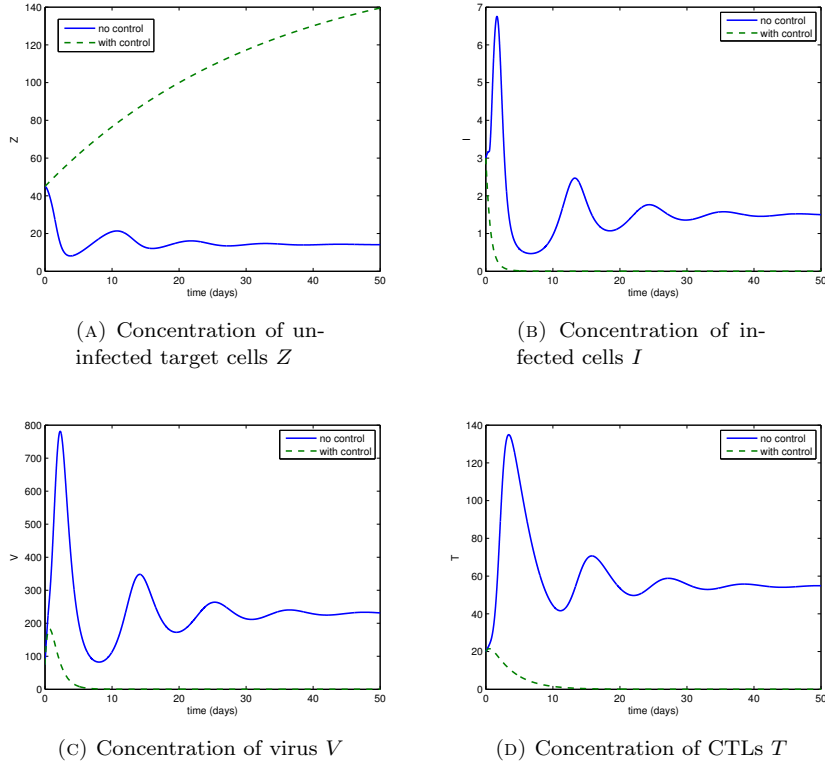


FIGURE 5. State variables in the case of an intracellular delay only ($\tau = 0.5$ and $\xi = 0$): controlled (dashed lines) versus uncontrolled situations (continuous lines).

The solutions for the control weight $w = 5$ in the cost functional (17) are very similar to those for $w = 1$. In all three cases, the control is bang-bang (20) with one switching time t_s . IPOPT [35] furnishes the following numerical results:

$$\begin{aligned} \text{Case 1 : } & J(c) = 662.75, \quad t_s = 46.77, \\ \text{Case 2 : } & J(c) = 650.64, \quad t_s = 44.18, \\ \text{Case 3 : } & J(c) = 733.19, \quad t_s = 43.88. \end{aligned}$$

The computed switching functions (18) match the control law (19) and satisfy the strict bang-bang property (21). SSC can only be verified in the non-delayed Case 1. NUDOCSS computes the second derivative $J''(t_s) = 25.43 > 0$. Hence, the bang-bang control provides a strict strong minimum in view of [24, Theorem 7.10].

5. Conclusion and discussion. In this paper we have considered not only intracellular delay (delay τ in the state variables) as done in the literature [12], but also a pharmacological delay (delay ξ in the control function). The pharmacological delay causes an increase of the concentration of the infected cells in an initial interval of time. However, after this increase, related to the delay in the action of the drugs in the cells, the concentrations of infected cells, virus and CTL cells associated to the extremal solution of the optimal control problem with both delays in state and control variables, decrease significantly. The extremal control is bang-bang and switches from its maximal value one to zero. This type of control is easier to implement, from a medical point of view, when compared to controls found in [12] for L^2 cost functionals. We observe that the extremal control derived from the application of Pontryagin's necessary optimality condition [10, Theorem 3.1] to our multiple delayed optimal control problem, is associated to a marked reduction of the concentration of infected cells, virus and CTLs, as well as treatment costs, and to an increase of the uninfected target cells. Sufficient optimality conditions could only be checked for the non-delayed solution in Case 1. In this case, we could also perform a local sensitivity analysis by computing the sensitivity derivatives. It remains an open and challenging question to prove and verify sufficient optimality conditions for delayed bang-bang controls.

Acknowledgments. This research was supported by the Portuguese Foundation for Science and Technology (FCT) within projects UID/MAT/04106/2013 (CIDMA); PTDC/EEI-AUT/2933/2014 (TOCCATA), reference PTDC/EEI-AUT/2933/2014, funded by Project 3599 – Promover a Produção Científica e Desenvolvimento Tecnológico e a Constituição de Redes Temáticas (3599-PPCDT) and FEDER funds through COMPETE 2020, Programa Operacional Competitividade e Internacionalização (POCI). Filipe Rodrigues is also supported by the FCT PhD fellowship PD/BD/114185/2016; Silva by the FCT post-doc grant SFRH/BPD/72061/2010. The authors are grateful to three referees for their valuable comments and helpful suggestions.

REFERENCES

- [1] R. Arnaout, M. Nowak and D. Wodarz, *HIV-1 dynamics revisited: Biphasic decay by cytotoxic lymphocyte killing?* Proc. Roy. Soc. Lond. B, **265** (2000), 1347–1354.
- [2] C. Büskens, *Optimierungsmethoden und Sensitivitätsanalyse für optimale Steuerprozesse mit Steuer- und Zustands-Beschränkungen*, Dissertation, Institut für Numerische Mathematik, Universität Münster, Germany (1998).

- [3] C. Büskens and H. Maurer, *Sensitivity analysis and real-time control of parametric optimal control problems using nonlinear programming methods*, in *Online optimization of large scale systems* (M. Grötschel, S. O. Krumke, J. Rambau, eds.), 57–68, Springer, Berlin, 2001.
- [4] L. Cesari, *Optimization — Theory and Applications. Problems with Ordinary Differential Equations*, Springer-Verlag, New York, 1983.
- [5] R. Culshaw and S. Ruan, *A delay differential equation model of HIV infection of CD4⁺ T-cells*, *Math. Biosci.*, **165** (2000), 27–39.
- [6] R. Culshaw, S. Ruan and R. Spiteri, *Optimal HIV treatment by maximising immune response*, *J. Math. Biol.*, **48** (2004), 545–562.
- [7] A. V. Fiacco, *Introduction to sensitivity and stability analysis in nonlinear programming*, *Mathematics in Science and Engineering*, 165, Academic Press, Orlando, FL, 1983.
- [8] W. H. Fleming and R. W. Rishel, *Deterministic and Stochastic Optimal Control*, Springer Verlag, New York, 1975.
- [9] R. Fourer, D. M. Gay and B.W. Kernighan, *AMPL: A Modeling Language for Mathematical Programming*, Duxbury Press, Brooks–Cole Publishing Company, 1993.
- [10] L. Göllmann and H. Maurer, *Theory and applications of optimal control problems with multiple time-delays*, *J. Ind. Manag. Optim.*, **10** (2014), 413–441.
- [11] J. K. Hale and S. M. V. Lunel, *Introduction to Functional Differential Equations*, Springer-Verlag, New York, 1993.
- [12] K. Hattaf and N. Yousfi, *Optimal Control of a Delayed HIV Infection Model with Immune Response Using an Efficient Numerical Method*, *ISRN Biomathematics*, **2012** (2012), Art. ID 215124, 7 pp.
- [13] A. V. M. Herz, S. Bonhoeer, R. M. Anderson, R. M. May and M. A. Nowak, *Viral dynamics in vivo: limitations on estimates of intracellular delay and virus decay*, *Proc. Nat. Acad. Sci. USA*, **93** (1996), 7247–7251.
- [14] D. Kirschner, S. Lenhart and S. Serbin, *Optimal control of the chemotherapy of HIV*, *J. Mathematical Biology*, **35** (1996), 775–792.
- [15] J. Klamka, H. Maurer, A. Swierniak, *Local controllability and optimal control for a model of combined anticancer therapy with control delays*, *Math. Biosci. Eng.* **14** (2017), no. 1, 195–216.
- [16] Y. Kuang, *Delay differential equations with applications in population dynamics*, Academic Press, Boston, MA, 1993.
- [17] H. Maurer, C. Büskens, J.-H. R. Kim and Y. Kaya, *Optimization methods for the verification of second order sufficient conditions for bang-bang controls*, *Optimal Control Appl. Methods* **26** (2005), no. 3, 129–156.
- [18] J. E. Mittler, M. Markowitz, D. D. Ho and A. S. Perelson, *Improved estimates for HIV-1 clearance rate and intracellular delay*, *AIDS*, **13** (1999), 1415–1417.
- [19] J. E. Mittler, B. Sulzer, A. U. Neumann and A. S. Perelson, *Influence of delayed viral production on viral dynamics in HIV-1 infected patients*, *Math. Biosci.*, **152** (1998), no. 2, 143–163.
- [20] P. W. Nelson, J. D. Murray and A. S. Perelson, *A model of HIV-1 pathogenesis that includes an intracellular delay*, *Math. Biosci.*, **163** (2000), 201–215.
- [21] P. W. Nelson and A. S. Perelson, *Mathematical analysis of delay differential equation models of HIV-1 infection*, *Math. Biosci.*, **179** (2002), 73–94.
- [22] M. A. Nowak and C. R. M. Bangham, *Population dynamics of immune responses to persistent viruses*, *Science*, **272** (1996), 74–79.
- [23] M. A. Nowak and R. M. May, *Virus dynamics*, Oxford Univ. Press, Oxford, 2000.
- [24] N. P. Osmolovskii and H. Maurer, *Applications to regular and bang-bang control: Second-order necessary and sufficient optimality conditions in calculus of variations and optimal control*, *Advances in Design and Control*, 24, SIAM, Philadelphia, PA, 2012.
- [25] K. A. Pawelek, S. Liu, F. Pahlevani and L. Rong, *A model of HIV-1 infection with two time delays: Mathematical analysis and comparison with patient data*, *Math. Biosci.*, **235** (2012), 98–109.
- [26] A. S. Perelson and P. W. Nelson, *Mathematical analysis of HIV-1 dynamics in vivo*, *SIAM Rev.*, **41** (1999), 3–44.
- [27] A. S. Perelson, A. U. Neumann, M. Markowitz, J. M. Leonard and D. D. Ho, *HIV-1 dynamics in vivo: virion clearance rate, infected cell life-span, and viral generation time*, *Science*, **271** (1996), 1582–1586.
- [28] L. Pontryagin, V. Boltyanskii, R. Gramkrelidze and E. Mischenko, *The mathematical theory of optimal processes*, Interscience Publishers John Wiley & Sons, Inc. New York, 1962.

- [29] J. Prüss, R. Schnaubelt and R. Zacher, *Global asymptotic stability of equilibria in models for virus dynamics*, Math. Model. Nat. Phenom., **3** (2008), 126–142.
- [30] D. Rocha, C. J. Silva and D. F. M. Torres, *Stability and optimal control of a delayed HIV model*, Math. Methods Appl. Sci., in press. [arXiv:1609.07654](#)
- [31] C. J. Silva, H. Maurer and D. F. M. Torres, *Optimal control of a tuberculosis model with state and control delays*, Math. Biosci. Eng. **14** (2017), no. 1, 321–337. [arXiv:1606.08721](#)
- [32] C. J. Silva and D. F. M. Torres, *A TB-HIV/AIDS coinfection model and optimal control treatment*, Discrete Contin. Dyn. Syst. **35** (2015), no. 9, 4639–4663. [arXiv:1501.03322](#)
- [33] A. Świerniak, J. Klamka, *Local controllability of models of combined anticancer therapy with delays in control*, Math. Model. Nat. Phenom. **9** (2014), no. 4, 216–226.
- [34] J. Tam, *Delay effect in a model for virus replication*, IMA J. Math. Appl. Med. Biol., **16** (1999), 29–37.
- [35] A. Wächter and L. T. Biegler, *On the implementation of an interior-point filter line-search algorithm for large-scale nonlinear programming*, Math. Program. **106** (2006), no. 1, Ser. A, 25–57.
- [36] K. Wang, W. Wang and X. Liu, *Global Stability in a viral infection model with lytic and nonlytic immune response*, Comput. Math. Appl., **51** (2006), 1593–1610.
- [37] H. Zhu and X. Zou, *Dynamics of a HIV-1 infection model with cell-mediated immune response and intracellular delay*, Discrete Contin. Dyn. Syst. Ser. B, **12** (2009), 511–524.

Submitted July 12, 2016; revised Nov 26, 2016 and March 1, 2017;
accepted Aug 21, 2017.

E-mail address: fmgrodrigues@ua.pt

E-mail address: cjoaosilva@ua.pt

E-mail address: delfim@ua.pt

E-mail address: maurer@math.uni-muenster.de