

Setting Initial Conditions for Inflation with Reaction-Diffusion Equation

Partha Bagchi^{1,3,*}, Arpan Das^{2,3,†}, Shreyansh S. Dave^{2,3,‡}, Srikumar Sengupta^{2,3,§}, and Ajit M. Srivastava^{2,3,¶}

¹ Variable Energy Cyclotron Centre, 1/AF, Bidhannagar, Kolkata - 700 064, India

² Institute of Physics, Bhubaneswar 751005, India

³ Homi Bhabha National Institute, Training School Complex, Anushakti Nagar, Mumbai 400085, India

We discuss the issue of setting appropriate initial conditions for inflation. Specifically, we consider natural inflation model and discuss the fine tuning required for setting almost homogeneous initial conditions over a region of order several times the Hubble size which is orders of magnitude larger than any relevant correlation length for field fluctuations. We then propose to use the special propagating front solutions of reaction-diffusion equations for localized field domains of smaller sizes. Due to very small velocities of these propagating fronts we find that the inflaton field in such a *field domain* changes very slowly, contrary to naive expectation of rapid roll down to the true vacuum. Continued expansion leads to the energy density in the Hubble region being dominated by the vacuum energy, thereby beginning the inflationary phase. Our results show that inflation can occur even with a single localized field domain of size smaller than the Hubble size. We discuss possible extensions of our results for different inflationary models, as well as various limitations of our analysis (e.g. neglecting self gravity of the localized field domain).

PACS numbers: 98.80.Cq, 68.35.Fx, 64.60.-i

I. INTRODUCTION

The hot big-bang model of the Universe is described by Friedmann-Robertson-Walker (FRW) metric [1], which is based on large-scale homogeneity and isotropy of the observed universe. It provides reliable and tested description of the history of the Universe from about 1 sec after the big-bang till today. Despite the self-consistency and remarkable success of the early hot big-bang model, a number of unanswered questions remained regarding the initial state of the Universe. These are known as flatness problem, horizon problem and monopole problem [2]. To resolve these problems inflationary universe model was proposed. The main ingredient of the inflation is the accelerated expansion of the Universe at a very early stage. If the duration of the inflation $\Delta t \geq 60H^{-1}$, where H is the Hubble parameter during inflation, then one can explain the observed homogeneity and isotropy of the Universe, the absence of the magnetic monopoles and the spatial flatness. Although it was known that inflation can resolve the shortcomings of the hot big-bang cosmology, the first particle physics motivated model of inflation was suggested by Guth [3], which is known as the old inflationary model. In this model, the Universe is assumed to be initially in thermal equilibrium and undergoes a strong first order phase transition (typically at the GUT scale). Inflation occurs when the scalar field (inflaton) gets trapped in the metastable vacuum. In this model inflation ends by quantum tunneling of the

field into the true vacuum via bubble nucleation. In his own paper, Guth pointed out the graceful exit problem of this model. In old inflation model, the Universe expands at an exponential rate while the bubbles nucleate at a constant rate. Until and unless the nucleation rate is high enough, the bubbles will not collide with each other, which is necessary for the end of the inflation and subsequent reheating. However, if the nucleation rate is large then phase transition will be completed quickly and it will not give enough inflation. Thus old inflationary model suffers graceful exit problem. This problem was addressed in the new inflation model [4–6], where the shape of the finite temperature effective potential is such that either there is no potential barrier, so the phase transition is second order, or there is a very tiny potential barrier. In this model, the potential must have a very flat portion in between the origin and the true minimum. The field starts very close to $\phi = 0$ and slowly rolls to the true minimum. During the slow roll, the energy density is dominated by the potential energy which gives rise to inflation. In new inflation when the classical field reaches the end of the flat part of the potential, it rapidly rolls down to the true vacuum and starts to oscillate. This is the stage of reheating of the Universe at the end of inflation. Other inflationary models are also proposed like chaotic inflation[7], stochastic inflation [8], inflation with pseudo Goldstone boson [9], inflation with modified gravity [10], warm inflation [11]etc.

Inflationary models can be broadly classified depending upon initial conditions, behavior of the scale factor and the end of the inflation. (Warm inflation is a separate category where dissipative dynamics of the inflaton field leads to continued particle production during the entire inflationary phase. We will comment on that later.) For example, the old and new inflationary models were based on the assumption that the Universe was in a state of thermal equilibrium at very high temperature, on the

*email: p.bagchi@vecc.gov.in

†email: arpan@iopb.res.in

‡email: shreyansh@iopb.res.in

§email: srikumar@iopb.res.in

¶email: ajit@iopb.res.in

other hand, chaotic inflation models can be applied for generic initial conditions including no thermal equilibrium for the pre-inflationary stage. Again time dependence of the scale factor during inflation can be different in different models e.g. exponential inflation, power-law inflation etc. Inflationary models can also be classified according to the change in the scalar field during inflation, e.g. the large field and small field models where the change in the scalar field is of the order of m_{pl} (Planck mass), or smaller respectively (see, ref.[12] for different definitions used in the literature for the term large field inflation).

In the original old inflation model, although the model does not work due to graceful exit problem, $\phi = 0$ is naturally set because of the presence of the metastable vacuum at $\phi = 0$. For new inflation it was hard to justify initial value of field being close to zero when the transition is second order (which requires field always remaining at the minimum of the potential) [13]. For this, versions of new inflation invoked a metastable vacuum with tiny potential barrier, along with a very flat top for the potential [4, 5, 14]. With that, the initial value of ϕ could be set precisely (e.g. equal to zero) due to the false vacuum at that value of ϕ . The field tunnels through the barrier via nucleation of a bubble which undergoes inflation as the field inside the bubble rolls slowly over the flat top of the potential. The inflation ends when the field reaches the end of flat part of the potential and rolls down to the true vacuum rapidly. Thus the entire observed universe is inside one very large bubble, with other such bubbles constituting different parts of the Universe disconnected from our universe by regions which are constantly undergoing inflation. For other models like chaotic inflation and natural inflation, the initial value of the field is not set in this manner. Rather, it is supposed to explore entire allowed (relevant) range of field values. Inflation occurs wherever the field has the correct initial value.

For definiteness we will discuss natural inflation model with field varying from 0 to the vacuum expectation value (vev). For inflation, (e.g. for natural inflation with the field starting near $\phi = 0$) the requirement of appropriate field values over several Hubble volumes is very hard to justify. We will discuss this in some detail in the next section. Important point is that correct field value is required not just as an average, one cannot allow significant field values anywhere inside the region of interest (several Hubble volumes) as the field will rapidly roll down to the true vacuum in those regions. The issue of initial conditions for inflaton field has been extensively discussed in the literature [15–20]. In particular, it has been investigated that starting with inhomogeneous field configurations, how a homogeneous component, appropriately localized near the origin can arise. Recently, fluctuation-dissipation dynamics has been used in this context by Bastero-Gil et al. [16]. This is of importance to us as dissipative dynamics plays very crucial role in our model also. However, there are crucial differences between this work and our model, as we will discuss below. In a

numerical simulation of full Einstein field equations coupled to scalar inflaton field, it is shown by East et al. [19] that inflation can occur with highly inhomogeneous initial conditions, as long as the average value of the field, as well as the fluctuation of the field in a Hubble region remains within the slow roll region of the potential. Otherwise, as we discussed above, the field generically rolls down quickly to the minimum, being pulled down by the field values outside the slow roll regime. For earlier works with highly inhomogeneous conditions, see ref. [15, 17]. For a recent review on the issue of initial conditions, see ref.[18] (see, also [21]).

We attempt to address this issue of initial conditions for inflation using specific features of the reaction-diffusion (RD) equations [22–26] using a natural inflation model with field varying between 0 and vev. In our model, the field is close to zero only in a very small region inside the Hubble volume and varies smoothly to a large value (vev) over a region, which we will call as the *field domain*. The size of this *field domain* is taken to be smaller than the Hubble size at GUT scale. In principle, it may be possible to take the size of the *field domain* to be of order of the correlation size, but in the present paper we are only able to provide results when it is much bigger than the correlation domain, though still smaller than the Hubble region at GUT scale. Domain sizes we take provide examples where inflation can be shown to occur. Due to long time required for each simulation we have not been able to optimize the domain sizes for different cases. Important thing is that the field is not homogeneous at all in our model, and the variation of the field lies well outside the slow roll region, in fact all the way upto the vacuum value. One would have expected this field to rapidly roll down to the true vacuum everywhere. This is where the special features of reaction-diffusion equation become relevant. With appropriate boundary conditions, with field interpolating between $\phi = 0$ at the top of the potential and the minimum of the potential (the true vacuum), specific solutions of reaction diffusion equation exist which represent slowly propagating fronts just like interfaces in a first order transition [22, 24–26]. This happens even though the potential corresponds to a second order transition, or even a cross-over. This holds up the field near $\phi = 0$ for sufficiently long time such that vacuum energy starts dominating compared to the kinetic energy (from the time derivative of the field), the gradient energy, as well as the radiation energy, in the entire Hubble volume signaling beginning of inflation. Duration of inflation will be governed by the exact profile of the field inside this field domain, and its size.

Though still we are unable to show inflation beginning from a single correlation-size domain, it is important to appreciate that we are able to obtain inflation using a reasonable field profile over a region smaller than the GUT scale Hubble region. In fact in some cases we are even able to get field domain to be smaller than the Hubble size including energy density of the field variation (which

has large contributions from the gradient energy). Important point is that one can get inflation even when the field profile inside the Hubble volume is highly inhomogeneous with field varying from the top of the potential to the vev. All that is required is that contributions of field kinetic energy as well as gradient energy, along with background radiation energy density etc., become subdominant compared to the potential energy contribution. Even a single small field domain can achieve that if it retains its shape during evolution. Normally one expects that any inhomogeneous field will quickly roll down to true vacuum. However, as we will see, special solutions of the RD equations provide field profiles which retain their shape for very long time, allowing inflation to occur. We emphasize that we take natural inflation model here just as an example to illustrate the importance of RD equation solutions in providing initial conditions for inflation. Our discussion naturally applies to any inflation model with such boundary conditions, and can also be straightforwardly extended to other models if the potential has appropriate extrema. The only requirement for the applicability of RD analysis is that the potential should have one maximum and a minimum, the corresponding values of field providing appropriate boundary conditions for the RD front profile. The non-trivial role of RD equation solutions in delaying the roll down of the field from the top of the potential clearly has very general applicability and should be explored for a wide class of inflation models.

Small field domains with the field profile as discussed above will be expected to arise naturally during a thermal phase transition. For example, in a second order transition (or after a rapid first order transition), due to thermal fluctuations, small regions will generically be found where the field remains near the top of the potential while the field settles to the true vacuum in the neighboring regions. This is especially true for a continuous transition in the critical regime where fluctuations of a correlation domain to the top of the potential are unsuppressed with the correlation length becoming very large. (Though, with rapid expansion at the GUT scale, large correlation domains may not be realistic due to critical slowing down.) Once such a field profile is achieved, and the universe cools down below the Ginzberg temperature, rest of the dynamics of the field will be governed by RD equation as we discussed above. One may expect similar small domains to arise from quantum fluctuations also for a non-equilibrium transition (say a quench), or possibly even without any thermal history of the universe just as one expects in the conventional picture of inflation, except that one needs much smaller domains here. (This is important as achieving thermal equilibrium for the inflaton field during pre-inflation stages is far from clear in view of various constraints on the couplings [27]. We briefly comment on this issue further in Sect.VI. Effects of any pre-inflation equilibrium stage on CMBR has been discussed in ref.[28].)

We mention here one of the important limitations of

our analysis. We have not taken into account the self gravity of the field domain for its evolution. The field in this region is assumed to undergo evolution by the FRW equations appropriate for the average energy density in that Hubble region even though energy density is highly inhomogeneous. However, for the highly inhomogeneous case we are considering, we cannot say whether the evolution of the whole domain does not change significantly with a complete treatment of inhomogeneity. The evolution of such a localized field domain has to be studied using full Einstein equations in that region like the analysis in [19]. In that sense our results should be taken in the spirit of providing a new possibility of beginning the inflationary phase which needs to be verified by more detailed simulations. Our main purpose in this work is to demonstrate the role of RD equation solutions in slowing down the roll down of the field from the top of the potential even when spatial derivatives of the field are significantly non-zero. Another limitation of our model is that in studying the evolution of the field profile, though dissipation plays an important role, fluctuation part has been ignored. Fluctuations can clearly affect the propagation of the fronts, and should be considered (as we noted in our earlier works ([24–26])). For example, in [16], the role of fluctuation-dissipation dynamics has been found to play crucial role in setting the homogeneous component of the field appropriately near the origin. However, there are important differences in that work and our model as role of special solutions of field equation (namely RD equations here) along with proper boundary conditions, play no role in the analysis of ref.[16]. Though we have considered high dissipation here, with special propagating front solutions of RD equation having very small velocities, even smaller dissipation may work in our model. Highly inhomogeneous initial conditions have also been considered by Albrecht et al. [17] where role of dissipation has been emphasized (see, also [15]). However, role of special boundary conditions and special solutions of propagating front (which may allow for smaller dissipation) were not considered there.

The paper is organized in the following manner. In Section II we will revisit the issue of requirement of initial fine tuned field value for natural inflation. We will argue that it appears virtually impossible to satisfy this requirement over a Hubble volume. In Section III we will introduce the Reaction-diffusion equation where we will also briefly mention our earlier application of RD equation in the context of heavy ion collision experiment and formation of misaligned chiral field domains, the so called *disoriented chiral condensate* (DCC) in pp collisions at LHC energies. The reason we present this discussion is that the physics of DCC domain formation using RD equation in the context of chiral sigma model very closely resembles the issue of initial condition for inflation. In fact in our model, DCC formation is exactly equivalent to an inflating field domain in the expanding universe. In some ways, this picture of DCC formation in

heavy-ion collisions can be taken as possible experimental test of the basic picture underlying the model we are proposing for inflation based on RD equation solutions. Section IV discusses application of RD equation solutions to the case of inflation in the early universe. Section V presents numerical results and conclusions are presented in Section VI.

II. INITIAL CONDITIONS FOR INFLATION

As we mentioned above, we will discuss the case of a natural inflation model with pseudo Nambu-Goldstone boson inflaton field [9]. Nambu-Goldstone bosons naturally arise in particle physics models with a spontaneous breaking of some global continuous symmetry. If there is explicit symmetry breaking in addition to spontaneous symmetry breaking then one gets Pseudo-Nambu-Goldstone Bosons (PNGB). In the case of QCD axion model with Pecci-Quinn symmetry breaking two very different scales naturally arises, these are Pecci-Quinn scale f_{PQ} which can be as high as the GUT scale $\sim 10^{15} GeV$, and QCD scale $\Lambda_{QCD} \sim 200 MeV$. In this case axion self-coupling is $\lambda_a \sim (\Lambda_{QCD}/f_{PQ})^4 \sim 10^{-64}$. The same situation arises in low energy QCD theory with chiral sigma model, where pions are PNGB.

For natural inflation, we take the potential of the form $V(\phi) = \Lambda^4(1 \pm \cos(\phi/f))$. We take the plus sign and take the inflation to occur when ϕ rolls from a value near $\phi = 0$ to the vev ($\phi = \pi f$). (Our analysis will equally well apply to other choices of potential maximum. See, for example the analysis of DCC formation with chiral sigma model in ref. [25].) This potential contains two scales which naturally comes from particle physics model. One can show that if $f \sim m_{pl}$ and $\Lambda \sim m_{GUT} \sim 10^{15} GeV$, then the PNGB field ϕ can drive inflation. Note Λ is the scale of the potential and f is the vacuum expectation value of the field after the symmetry breaking, which also set the scale of the field ϕ . The values of f and Λ are constrained by the requirements of the slow-rolling regime, sufficient inflation and observed magnitude of density contrast of CMBR. In the temperature range $T \leq f$, the global symmetry is spontaneously broken and Nambu-Goldstone boson describes the angular degree of freedom of the symmetry broken potential. Initially, the value of NGB is distributed uniformly between 0 and $2\pi f$ in different causally connected regions, or rather, different correlation volumes. At temperature range $T \leq \Lambda$ additional explicit symmetry breaking comes into the picture because of which the original *Mexican Hat* potential becomes tilted. Now the PNGB field ϕ starts rolling down to the unique true vacuum. If one starts from any arbitrary value of ϕ then sufficient inflation is not guaranteed. Although one can get sufficient inflation if the initial field value is localized suitably near $\phi = 0$.

In order to achieve sufficient inflation, the PNGB field has to start close to $\phi = 0$ and one assumes that somewhere in the entire universe such a condition was achieved

initially in a region which is at least of Hubble size (more like several times the Hubble size). Let us examine how reasonable this requirement is. For definiteness, let us assume the Universe to be in equilibrium and radiation dominated before inflation. Inflaton field fluctuations will be determined by the correlation length. Let us consider a GUT scale inflation at, say, 10^{16} GeV scale. If one assumes that the Universe was radiation dominated between the Planck epoch and the GUT scale, then at the GUT scale $H_{GUT}^{-1} = \frac{T_{pl}^2}{T_{GUT}^2} H_{pl}^{-1}$ (though it may be hard to argue that the inflaton field can be in equilibrium above the GUT scale [27]). We take the equilibrium correlation length at the GUT temperature scale, ζ_{GUT} to be of the order of the inverse of the temperature, $\zeta_{GUT} = (T_{GUT})^{-1}$. Ignoring factor of order 1, with $H_{pl} \simeq T_{pl}$, we find that the Hubble volume at the GUT scale contains about 10^9 uncorrelated domains (10^{12} domains if GUT scale is taken to be 10^{15} GeV). Within one correlation volume, one can assume homogeneous conditions for the magnitude of ϕ , but different correlation volumes will have ϕ magnitude varying over the entire allowed range for ϕ at that temperature. If the probability of required value of ϕ in a single correlation domain is p , then the probability of N correlation domains all having the required value of ϕ is p^N . Required value of ϕ for natural inflation can be extremely close to $\phi = 0$, with $p < 10^{-30}$ (depending on the scale of f). Even if we take very liberal values of $p \simeq 0.1$, the probability of one single Hubble volume having the required value of ϕ is 10^{-10^9} which is practically zero. We thus conclude that the requirement of appropriate value of ϕ over the entire Hubble volume is extremely fine tuned, requiring tuning much stronger than the one inflation was intended to solve. Even if we do not take thermal initial conditions, the problem remains as the quantum fluctuations of ϕ will also be governed by an appropriate zero temperature correlation length (which again will be determined by the potential parameters of GUT scale leading to similar estimates). One will still need to allow that in different correlation domains field explores the full range of values upto vev, especially when one needs field values near the top of the potential.

One may argue that one should estimate the probability of the required value of ϕ over the Hubble size to be given by the decay of correlation over the Hubble size = $e^{-H_{GUT}^{-1}/\zeta_{GUT}}$ which will be of order e^{-1000} and not the absurdly small number we obtained above. However, this estimate is hard to justify. The correlation length relates to the correlation of the field magnitude on the average. So, this estimate corresponds to the *average* value of the field being within the required limit over the entire Hubble volume. This is not enough for inflation as wherever the field departs from this required range significantly (with some other region having compensating value of the field so that the correct average of the correlation of the field is obtained), the field will roll down much faster to the true vacuum. The main point is that we re-

quire the exact value of the field to be within the required range over the entire Hubble volume (containing 10^9 correlation volumes), and not the average value of the field. (By average we mean spatial average. If one invokes time average then the meaning of field rolling down the potential via field equations itself becomes ambiguous as one will require addition of *noise* term.) The only way to get this is to say that each correlation volume must have the correct value of the field (assuming, of course, that at least the correlation length size region can be taken to have the correct value of the field). This gets us back to the earlier estimate of the probability being less than 10^{-10^9} .

This is a serious problem in assuming a reasonable initial condition for inflation. Although, the issue of initial conditions has been extensively investigated in the literature [15–20], and inhomogeneous field configurations have been considered, generally an almost homogeneous component is taken to start the inflationary phase. Even for large field inflation models, there is a constraint on acceptable variations of the field. For example, in a recent numerical simulation of full Einstein field equations coupled to scalar inflaton field, East et al. have discussed [19] when inflation can arise from a general class of highly inhomogeneous initial conditions. It is then shown that for inflation one requires, not just the average value of the field, but also the fluctuation of the field in a Hubble region to remain within the slow roll region of the potential. Otherwise, the field quickly rolls down to the minimum, being pulled down by the large field regions. This is in accordance with the discussion above. As we mentioned, restricted variations of the field is hard to justify from the picture of correlation domains where full range (allowed by the energy/temperature considerations) of random variations of the field occurs across different correlation regions.

We will address this issue of initial conditions for inflation using specific features of the reaction -diffusion equations. We start the discussion of our model by briefly introducing reaction-diffusion (RD) equations in the next section, with focus on special propagating front solutions of RD equations.

III. REACTION-DIFFUSION EQUATIONS IN FIELD THEORY

Reaction-diffusion equations are studied typically in the context of biological systems, e.g. population genetics, chemical systems etc. RD equation with appropriate boundary condition gives traveling front with a well-defined profile. This profile mimics the profile of the phase boundary in a first order phase transition. Propagating front solutions of RD equations exist irrespective of the underlying phase transition dynamics [22, 24]. Earlier some of us have shown the existence of propagating front solution in the context of chiral phase transition and confinement-deconfinement (C-D) transition

in QCD even when the underlying transition is a cross-over or a continuous transition [24–26]. We have applied reaction-diffusion dynamics in relativistic field theory exploiting the fact that classical equation of motion of relativistic field in the presence of thermal bath has a similar form like RD equation except for second order time derivative term in the first case. In the strong dissipation limit, the first order time derivative term in the field equation dominates over the second time derivative term and the resulting field equation of motion directly maps to reaction-diffusion equation. In the case of heavy ion collision experiments, a large $\dot{\phi}$ term can arise from the plasma expansion (as well as from thermal dissipation), and the required boundary conditions for the existence of traveling front arise from collision geometry. We find that even in the presence of second time derivative term, approximate propagating front solutions of the RD equation exist, again leading to a first order transition like dynamics.

To demonstrate briefly how RD equation works for relativistic field theories, let us consider the case of a spontaneous chiral symmetry breaking transition for two flavor case where the chiral order parameter can be represented as $\Phi = (\sigma, \vec{\pi})$. The field equation for chiral field in chiral sigma model is,

$$\ddot{\phi} - \nabla^2 \phi + \eta \dot{\phi} = -4\lambda\phi^3 + m(T)^2\phi + h$$

$$m^2(T) = \frac{m_\sigma^2}{2} \left(1 - \frac{T^2}{T_c^2}\right). \quad (1)$$

Here Φ is taken to be along σ direction only which we represent by ϕ and h is the explicit chiral symmetry breaking term. The chiral limit corresponds to $h = 0$. In the above equation, the time derivatives are w.r.t the proper time τ . η is taken to be $1/\tau$ for Bjorken 1-d expansion of the plasma [29]. In ref.[25] constant value of η as well as an additional thermal dissipation term with $\eta' \propto T^2$ was also considered [30]. Here, we will establish the correspondence between the above field equation and RD equation by neglecting the explicit chiral symmetry breaking term, i.e. we take $h = 0$. (In ref.[24–26] we have also presented the case with non-zero h .) Let us also consider high dissipation case where $\ddot{\phi}$ is negligible w.r.t $\eta\dot{\phi}$. After rescaling the variables as $\vec{x} \rightarrow m(T)\vec{x}$, $\tau \rightarrow \frac{m(T)^2}{\eta}\tau$ and $\phi \rightarrow 2\frac{\sqrt{\lambda}}{m(T)}\phi$, the resulting equation is,

$$\dot{\phi} = \nabla^2 \phi - \phi^3 + \phi. \quad (2)$$

In 1-D the above equation becomes,

$$\dot{\phi} = \frac{d^2\phi}{dx^2} - \phi^3 + \phi, \quad (3)$$

which is exactly same as the reaction diffusion equation known as Newell-Whitehead equation [22–26]. The

term $d^2\phi/dx^2$ can be identified as the *diffusion term* while the other terms on the right hand side of the above equation are called *reaction term* (representing reaction of members of biological species for the biological systems). Newell-Whitehead equation has non-trivial traveling front solutions with suitable boundary conditions, namely $\phi = 0$ and 1 at $x \rightarrow \pm\infty$. The analytical solution with these boundary conditions has the form,

$$\phi(z) = [1 + \exp(z/\sqrt{2})]^{-1}, \quad (4)$$

where $z = x - v\tau$. v is the velocity of the front and has the value $v = 3/\sqrt{2}$ for this solution. In our field domain picture, the center of the domain ($z = 0$) will correspond to one of the boundary values of ϕ , namely $\phi \simeq 0$, while $\phi(|z|) \rightarrow 1, z \rightarrow \pm\infty$. To achieve the value of the field at domain center to be close to the boundary condition, $\phi(z = 0) \simeq 0$ we need to have large size of the domain with the following profile of the field

$$\phi(z) = 1 - \exp((|z| - R_0)/\sqrt{2})^{-1}, \quad (5)$$

In the figure 1, we have shown this field profile (with $R_0 = 20$), and the propagation of the front near the boundary [24]. (We mention that in this particular figure in ref.[24], the labels showed various quantities in dimensionful units. This is incorrect as the plots in the corresponding figure in that reference were for the above equation including domain size R_0 , which is written in a dimensionless form.) Note that the front has a shape very similar to an interface for a first order transition and the shape is retained as the front propagates. RD equations have several solutions, each with different propagating speed e.g. Newell-Whitehead equation also has a static solution of the form $\tanh(z)$, for details, see [24–26]). It is important to note the general feature of RD equation, that is, the existence of travel front solution of reaction-diffusion equation depends crucially on the shape of the underlying potential. If the potential allows for a non-zero order parameter in the vacuum state, along with a local maximum of the potential, then traveling front solution exists. The corresponding values of the order parameter provide the required boundary conditions for the propagating front solution. In ref.[24], some of us have demonstrated how the dynamics of chiral phase transition and confinement-deconfinement phase transition can be dramatically changed due to these propagating solutions of the RD equation, mimicking a first order transition even when the transition is actually a crossover (or a second order transition). In fact, the physics of RD equation implies that RD propagating front should exist whenever the potential admits a local maximum and a minimum, with the corresponding field values providing the required boundary conditions for the front solution. For example, see the discussion of DCC formation discussed in ref.[25].

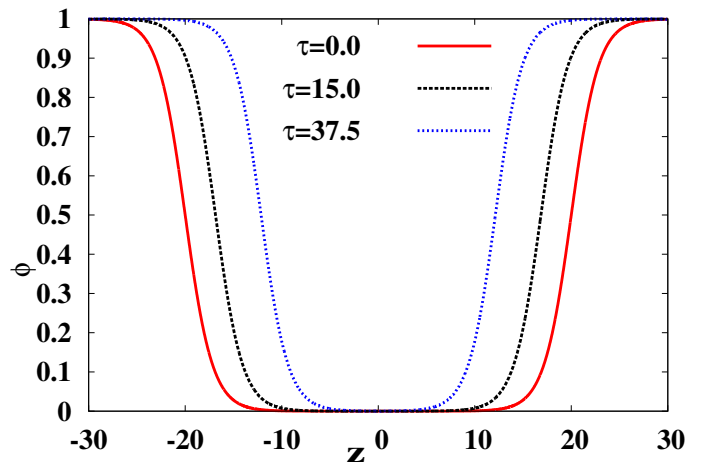


FIG. 1: Plot of the numerical solution for the travelling front of Newell-Whitehead equation at different times. Note that in this case symmetric initial field profile w.r.t the center is considered [24]

A. Expanding high potential energy chiral field domains in heavy-ion collisions

In ref.[25] we have extended the application of reaction-diffusion dynamics for the case of formation of the so called domains of disoriented chiral condensate (DCC) in the context of chiral phase transition. We briefly recall that discussion here because the discussion of RD equation in the context of DCC formation will have a direct analogy with inflation. The expanding DCC domain will be exactly analogous to the inflating *field domain*. Further, the chiral sigma model potential has exactly the same features as the natural inflation model.

DCC is an extended region where the chiral field is misaligned from the true vacuum, hence has high potential energy. This topic has been extensively discussed in the literature in the context of explaining the anomalous result in Centauro events in cosmic ray experiments [31]. A large DCC domain can give rise to the coherent emission of pions when the chiral field rolls down to the true vacuum (quite like the roll down of the inflaton field at the end of inflation) [32]. The original proposal had difficulties as expected DCC domain was small which will not give clean signals of coherent pions. Some of us have shown in [25] that in high multiplicity proton-proton collisions, initially small DCC domains can have correct profile as needed for slowly moving propagating fronts of RD equations, thereby strongly delaying the roll down of the chiral field to the true vacuum (again, despite the fact that there is no metastable vacuum). Expanding plasma then stretches this domain where the chiral field is still stuck near the top of the potential (strongly disoriented) leading to a large DCC domain. It is now clear that this is exactly the situation one would like to achieve for the

inflaton field inside a Hubble volume, and as we will see below this indeed can be achieved. Below we will provide a brief summary of DCC formation via RD equation from ref.[25].

The formalism of DCC formation is discussed in the framework of linear sigma model. Physics of chiral symmetry breaking is an important ingredient of chiral sigma model. When the temperature of the system drops below the critical temperature, the chiral field ($\Phi = (\sigma, \vec{\pi})$) as discussed for Eq.(1)) picks up random directions in the vacuum manifold in different regions in the physical space. Lagrangian density of this model is given by,

$$L = \frac{1}{2} \partial_\mu \Phi \partial^\mu \Phi - V(\Phi, T), \quad (6)$$

where the finite temperature effective potential $V(\Phi, T)$ at one loop order is given by,

$$V = \frac{m_\sigma^2}{4} \left(\frac{T^2}{T_c^2} - 1 \right) |\Phi|^2 + \lambda |\Phi|^4. - h\sigma \quad (7)$$

We take parameter values as in ref. [25]. In the absence of explicit chiral symmetry breaking (i.e. $h = 0$), the vacuum manifold is S^3 where all the points on vacuum manifold are equally likely. But in the presence of explicit chiral symmetry breaking term ($h \neq 0$), there is a unique vacuum state. Shape of the chiral effective potential in the presence of explicit symmetry breaking is shown in the figure 2 .

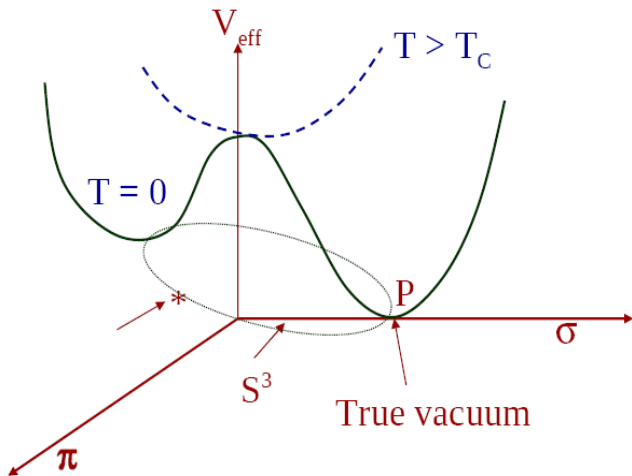


FIG. 2: Effective potential for the chiral field Φ . P denotes the true vacuum on the (approximately degenerate) vacuum manifold while $*$ marks the value of the chiral field inside a DCC domain which is disoriented from the true vacuum direction [25].

In a rapidly cooling system, one expects that the chiral field will take some arbitrary value in the vacuum

manifold within a correlation domain. If this value differs from the true vacuum then one gets DCC domains. Subsequently, the field will roll down to the true vacuum, leading to coherent pion emission. To study the roll down of the chiral field we have used field equations from Lagrangian in Eqn.(6) (which, as we have argued above, leads to reaction-diffusion dynamics). Note that, as we mentioned above, we use a second time derivative term as well, and still the propagating front solution exists (apart from some oscillations arising from the second time derivative term). We have considered the case of maximal disorientation where field value at the center of the domain is opposite to the true vacuum on the vacuum manifold. (We also considered field value slightly away from the saddle point, and our results remain almost unchanged, see [25] for a discussion of this point.) Outside the domain, field takes true vacuum value. With this initial condition, we used field equation appropriate for the chiral phase transition. It is important to note that this boundary condition does not guarantee the propagating front solution. For RD equations, the corresponding boundary conditions are set for the local maximum of the potential. But in the case of DCC, the boundary condition is set for the saddle point. Interestingly saddle point boundary condition also works because the requirement of local maximum of the potential is satisfied at that point in the angular direction. Thus boundary conditions with saddle point and the true vacuum seem appropriate, and indeed these give rise to traveling front solution. If one starts with the field configuration such that at boundary the field value is close to the saddle point, then in that case the field starts rolling down slowly towards the true vacuum, though slowly propagating front still exists [25].

Here we highlight the major achievements of using RD equation. Normally one would expect roll down of the field from the saddle point to the true vacuum in a timescale of the order of fm. However, because of the reaction-diffusion dynamics, front solution delays this roll down. The field retains its value close to the saddle point in a significant region for long duration of time. During the slow rolling of the field due to the reaction-diffusion dynamics, plasma continues to expand, therefore the region where the chiral field was initially disoriented stretches to a larger region. This results in a DCC domain which is expanding and getting bigger without the chiral field in the interior rolling down towards the true vacuum. Extra potential energy coming from the kinetic energy of plasma expansion (just like the situation of negative pressure where expansion requires input of energy). As an example, if one starts with DCC domain of size of order 2-3 fm initially, then due to RD equation solution, the size of the DCC domain can grow to several times larger than the original one, and within this large domain the field value will still remain close to the saddle point. This stretching of the field domain is exactly what we need for the inflation case. The shape of the potential for natural inflation is exactly similar to the

linear sigma model case for the chiral field rolling down the valley of the potential. Only difference between the two potentials is the relevant energy scales. We now turn to the discussion for the case of inflation.

IV. REACTION-DIFFUSION EQUATION FOR NATURAL INFLATION

In this section, we will use propagating front solutions of the RD equation, as used above for DCC formation, to address the issue of initial condition in case of Natural inflation model. We will not discuss the issue of the viability of the inflation model in this paper. Any model of inflation has to address the issue of initial conditions for the field. Also, our model can be extended to other models of inflation. We take the PNGB potential of the form,

$$V(\phi) = \Lambda^4(1 + \cos(\phi/f)) \quad (8)$$

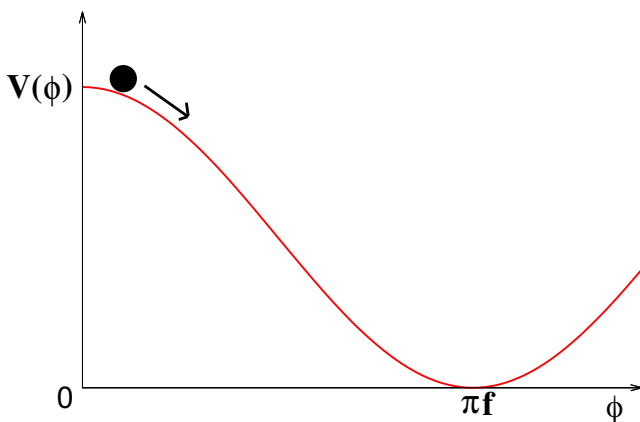


FIG. 3: Plot of the potential for natural inflation. Note, ϕ here corresponds to the angular variable in Fig.2 while the top of the potential corresponds to the height of the saddle point opposite to the true vacuum (P).

The shape of this is given in Fig.3. To relate to the chiral model case of figure 2, ϕ corresponds to the angular variable in Fig.2, and Λ is related to the explicit symmetry breaking term $h\sigma$ in Eq.(7). The height of the potential in Eq. 8 is $2\Lambda^4$. The potential has a unique minimum at $\phi = \pi f$ (which corresponds to the true vacuum for the chiral potential in Fig.2). $\phi = 0$ is the local maximum of the potential and corresponds to the saddle point in Fig.2. The periodicity of ϕ is $2\pi f$. We have taken $f = m_{pl}$ and $\Lambda = 10^{15}$ GeV which satisfies the constraints coming from slow roll condition, the requirement of enough inflation and observational constraint on the density contrast at the surface of the last scattering [9].

Though it is important to realize that these constraints were derived for a homogeneous field configuration which has value close to $\phi = 0$ over several Hubble volumes. Thus, in the field evolution $\nabla^2\phi$ term was ignored. For our case this term plays crucial role in stabilizing the non-trivial profile of the propagating front. So, appropriate constraints in our case will arise by comparing vacuum energy to the kinetic energy as well as the gradient energy of the field configuration. However, now all these three contributions depend on the exact field profile in the domain, as well as exact dynamics of the field. So, kinetic energy does not arise only from the roll down of the field from near the top of the potential, but also from the motion of the propagating front which is well inside the Hubble volume (the entire field domain being smaller than the initial Hubble volume at the GUT scale). Further, there is gradient energy contribution which changes as the front evolves. So, no analytic expressions can be written down for these different contributions unless one finds an exact solution for the propagating front for the field equation in expanding universe. It certainly will be very interesting to find such exact solutions of these *generalized* RD equations. We only use the parameter values for the natural inflation as in the literature for the conventional case, and show that inflation is possible via RD equation fronts. It is quite possible that quite different parameter choices may also provide inflation (with correct fluctuations) when RD equation solutions are used.

Since the potential is symmetric about its minimum, we assume that inflation begins with the value of the field inside a domain, $\phi = \phi_1$, $0 < \phi_1/f < \pi$. For sufficient inflation, ϕ should satisfy the condition $0 \leq \phi_1 \leq \phi_1^{max}$, e.g if one takes $f = m_{pl}$ then ϕ_1^{max}/f is about 0.2π . We assume that the Hubble volume at the GUT scale is filled with radiation energy (with typical number of degrees of freedom as appropriate for GUT scale, we take it to be 100), in addition to that Hubble volume contains several field domains where field profile takes non-trivial shape. As the potential energy for the inflaton field (in this natural inflation model with PNGB field) arises at the GUT scale, it is reasonable to assume that inside these domains the field can have high potential energy, while outside the domain the field lies in the true vacuum. Thus typical profile in each field domain will be the field rising up towards the top of the potential inside the domains, while smoothly changing to the true vacuum value outside the domains, as was discussed above. In different correlation domains ϕ_1 will be expected to be randomly distributed between 0 and πf . In all the domains where the field inside the field domain is not very close to zero, the field will very quickly roll down to the true vacuum.

We consider a single domain where ϕ_1 is very close to zero inside the domain (changing smoothly to vev at the boundary of the domain), and this is the only domain which will survive with nontrivial field profile as the Universe evolves. In the standard picture if we do not invoke reaction-diffusion dynamics then one expects that in the time scale given by the shape of the potential, the field ϕ

should rapidly roll down to the true vacuum with zero potential energy. But in the presence of reaction-diffusion dynamics situation is very different. We will show that traveling front solution of reaction-diffusion equation delays the roll-down of ϕ . The field rolls down very slowly in the interior of the domain, and the size of the domain also shrinks extremely slowly (in comoving coordinates). End result is that vacuum energy starts dominating the average energy density in that Hubble volume. The Hubble region then enters inflationary stage. Eventually one will achieve homogeneous field configuration over the entire Hubble volume starting from a very general inhomogeneous initial condition. This will be the stage of beginning of proper inflationary stage of the Universe. Duration of inflation will depend on the roll down of the field at the center of the domain, which will depend on the exact profile of the field in that domain. Important thing to note here is that we do not take the field to be homogeneous over several Hubble volumes (or even one Hubble volume). Rather, we take the field to be roughly uniform over a smaller region. This is the most important difference between the traditional models of inflation and our model.

Once the initial conditions are fixed, now we can focus on the dynamics of the inflaton field. With the above choice of potential, the equations governing the dynamics of inflaton field become,

$$\ddot{\phi} - \frac{\nabla^2 \phi}{a^2} + 3H\dot{\phi} - \frac{\Lambda^4}{f} \sin(\phi/f) = 0 \quad (9)$$

$$H^2 = \left(\frac{\dot{a}}{a}\right)^2 = \frac{8\pi}{3m_p^2}(\rho_\phi + \rho_{rad}) \quad (10)$$

$$\rho_\phi = \frac{1}{2}\dot{\phi}^2 + \frac{(\nabla\phi)^2}{2a^2} + \Lambda^4(1 + \cos(\phi/f)) \quad (11)$$

$$\rho_{rad} \propto a^{-4} \quad (12)$$

where Eq. 9 is the classical equation of motion of the inflaton field in FRW background. Eq. 10 gives the evolution of the scale factor a . ρ_ϕ in Eq. 11 is the energy density associated with the scalar field and Eq. 12 gives the standard evolution of the radiation energy density. We rescale the variables as follows, $\vec{x}\Lambda \rightarrow \vec{x}$, $t\Lambda \rightarrow t$, $\phi/f \rightarrow \phi$, $H/\Lambda \rightarrow H$. The resulting equations are,

$$\ddot{\phi} + 3H\dot{\phi} + \frac{\Lambda^2}{f^2} \sin(\phi) - \frac{(\nabla^2 \phi)}{a^2} = 0 \quad (13)$$

$$H^2 = \left(\frac{\dot{a}}{a}\right)^2 = \frac{8\pi}{3} \frac{f^2}{m_{pl}^2} \left(\frac{1}{2}\dot{\phi}^2 + \frac{1}{2} \left(\frac{\nabla\phi}{a}\right)^2 + \right.$$

$$\left. \frac{\Lambda^2}{f^2} \left(1 + \cos(\phi) \right) + \frac{\rho_{rad,0}}{f^2 \Lambda^2} \left(\frac{a_0}{a(t)} \right)^4 \right) \quad (14)$$

where we have taken the value of $\rho_{rad,0} = g^* \Lambda^4$ i.e. radiation energy density at GUT scale with number of degrees of freedom $g^* = 100$. Recall, in our model we have taken $\Lambda = 10^{15} \text{GeV}$, and $f = m_{pl}$. If we neglect the $\ddot{\phi}$ term in Eq. 13 and take H to be constant then Eq. 13 becomes a reaction-diffusion equation (with time dependent diffusion constant). The potential term here (the reaction term for the RD equation) is new and we have not seen any standard RD equation with this form of the reaction term. From the general analysis of RD equations, we expect this equation also to have well defined propagating front solutions for appropriate boundary conditions. Again, as for the chiral field case, we expect approximate solutions to survive even in the presence of second time derivative term, as well as with time dependent H , as in Eq.13.

To solve this set of differential equations we need the initial field profile which satisfies proper boundary condition. We have taken \tanh profile of the field interpolating between minimum of the potential at $\phi = \pi f$ and the maximum of the potential at $\phi = 0$. We have taken this profile for 1-D (planar propagating front) as well for 3D case (spherically symmetric propagating front). In our earlier works [24–26] when we have investigated reaction-diffusion dynamics, we have also taken exact solution of the corresponding RD equation as initial profile which has zero velocity. In the present case we take \tanh profile as an example (which has sufficiently rapid fall off behavior which helps us in doing simulation with limited size of lattice). Exact solutions for this *generalized* RD equation are not known. Further, it is very important to mention that even if one starts with a different profile interpolating between correct boundary values, very quickly the profile changes to the appropriate profile corresponding to the RD equation under consideration. In fact even a profile consisting of linear segments (with correct boundary conditions) rapidly becomes smooth and acquires the correct shape as appropriate for the solution of the RD equation, see, discussion in ref.[24–26]. (Thus, the use of \tanh profile has nothing to do with any assumption of thermal equilibrium for the inflaton field. Indeed, we discuss a case in section V.C where field equations do not have any thermal dissipation present). So our results for the propagating front are not sensitive to the initial profile. However, the choice of the profile also determines the value of the field at the center of the domain, which eventually will determine the full duration of inflation. The issue of dependence of duration of inflation on the exact profile of the field requires long time simulations, and will be addressed in a future publication. As we mentioned above, it is not easy to determine the roll down of the field at the center of the domain simply from field equations by neglecting the space dependence of field as $\nabla^2 \phi$ terms plays most crucial role in the motion of the propagating front (hence roll down of

the field).

As we mentioned earlier, $\dot{\phi}$ term plays crucial role in the propagating front solutions of the RD equations. For this purpose we have also considered a thermal dissipation term in Eq.13 along with the $H\dot{\phi}$ term. With this, the equation of motion for ϕ becomes

$$\ddot{\phi} + (3H + \eta)\dot{\phi} + \frac{\Lambda^2}{f^2} \sin(\phi) - \frac{(\nabla^2 \phi)}{a^2} = 0 \quad (15)$$

We have taken thermal dissipation term to be proportional to T . In the literature different models for thermal dissipation have been discussed leading to T as well as T^2 dependence [30, 33]. We take T dependence for the following reason. First this leads to a large contribution from thermal dissipation compared to Hubble term which gives better results for RD equation fronts. Though we will also present results without any thermal dissipation term, i.e. with only $3H\dot{\phi}$ term as in Eq.13, but that requires larger domain size (still smaller than the GUT Hubble size). One can justify $\eta \sim T$ dependence compared to T^2 dependence as with T^2 dependence the $H\dot{\phi}$ term and $\eta\dot{\phi}$ term will always have the same relative strengths in a radiation dominated universe (with both H and $T^2 \sim 1/t$). This is not reasonable as thermal dissipation arises from particle interactions and we expect Hubble expansion effects to become less relevant for later times for micro physics of particle interactions. Thus, we take η to be of same magnitude as $3H$ at the Planck stage corresponding to the case when the Universe is in thermal Equilibrium at the Planck stage. Subsequently we take η to decrease as proportional to T . Note, this is only for estimate of η , we never use this equilibrium Planck stage in our model. In any case, use of thermal equilibrium will raise issues of strong coupling for the inflaton. This is an appropriate place to clarify that our aims are rather modest in this paper, just to show how an inhomogeneous domain can enter inflation. By no means we aim to address many of the important problems of inflationary models. With this clarification, we may note that it is possible that due to a very different dynamics of inflaton field in this case where roll down of the field is delayed due to special nature of the propagating front, such constraints may be relaxed. Certainly it is not guaranteed and one needs to explore these issues in detail in the context of this particular Reaction-Diffusion front mediated field evolution where field gradients play crucial role.

With above discussion, in scaled coordinates η is given by

$$\eta(T) = \frac{T}{T_{Pl}} 3H_{Pl} = 3 \frac{T_{Pl}}{T_{GUT}} \frac{H(T_{GUT})}{a} \quad (16)$$

with the scale factor a taken to be 1 at the GUT scale. Thus at the GUT scale of 10^{15} GeV, η becomes about 10^4 times larger than the GUT scale Hubble constant.

However, effective Hubble constant for our case is much larger due to large contribution of field gradient energy. With that large value of H , thermal dissipation is found to be larger than $3H$ by a factor of about 500 at the GUT scale. Subsequently, thermal dissipation becomes much larger as temperature decreases. This thermal dissipation term is important for us only until the Hubble volume enters inflation (more conservatively when the domain exits the Hubble volume). We find that by that time temperature only decreases by about 4-5 orders of magnitude (from the GUT value), so it is reasonable to take the standard picture of thermal dissipation. Subsequently, when inflation is established then even if thermal dissipation becomes ineffective, it is of no consequence.

V. NUMERICAL RESULTS

We will consider the domain to be spherically symmetric such that the field in the interior of the domain takes the value near the top of the potential, while it smoothly changes to the true vacuum value at the boundary of the domain. In this sense, this domain is something like an *inverted* bubble profile for a first order transition (as the interior of the domain has high potential energy, note though that the potential here corresponds to a second order transition). For the evolution of the profile of the field in this domain, first we will consider a 1-D solution, where $\nabla^2 \phi = \frac{d^2 \phi}{dz^2}$. For large domains this should be a good approximation as the domain boundary will be approximately planar. 1-D profile is used primarily due to boundary conditions for the numerical solution as we will discuss below. We will later also give solutions of 3-D equation. We also include thermal dissipation as discussed above. Later we will present results also for the case without any thermal dissipation. All the length and time scales are expressed in the units of Λ^{-1} and ϕ is in the units of f .

A. 1-D field profile

We take the propagating front to be planar, so that the resulting spatial derivative becomes one-dimensional. The field equation Eq. 15 becomes:

$$\ddot{\phi} + (3H + \eta)\dot{\phi} + \frac{\Lambda^2}{f^2} \sin(\phi) - \frac{1}{a^2} \frac{d^2 \phi}{dz^2} = 0. \quad (17)$$

For large domains this should be a good approximation. For 1-D equation we have taken symmetric initial profile w.r.t to the center of the domain which is taken to be $z = 0$. The field profile from the center in positive z direction is taken as

$$\phi(z) = \frac{\pi}{2} [1 + \tanh((z - z_0)/d)]. \quad (18)$$

Here, z_0 characterizes the size of the domain where field is very close to 0, and d gives initial thickness of the region in which field changes to the true vacuum value (π) (recall, ϕ is in units of f in Eq.15). The reason we evolve ϕ in the full domain, even though the field is symmetric about the domain center, is because for numerical evolution we need to fix boundary conditions. If we fix ϕ in the domain center to be at the top of the potential ($\phi = 0$) then it will raise concern whether the evolution of the front, and any possible roll down of the field, is crucially affected due to this fixed boundary condition (even though for large value of z_0 , ϕ at domain center should not matter). To avoid such concerns we fix the field at the two ends of the domain to lie at the true vacuum value, so that the field is free to roll down in the center. This is also the reason we work with 1-D solution first. For 3-D case, with the radial profile of ϕ , there is no option but to fix $\phi = 0$ at $r = 0$. However, as we have already found slowly propagating well defined fronts for the 1-D case, we are confident that the fixed boundary condition at $r = 0$ for the 3-D case has insignificant effect on the evolution of the field profile. (This is for the time scale for which we have carried out the simulation. Eventually the field will roll down depending on the relative size of the domain and the Hubble size, and at that stage the role of fixed boundary condition at $r = 0$ will become important.)

The field profile at the initial stage (GUT scale) is shown in Fig 4. The diameter of this *field domain* is about 30 (everywhere, time and lengths are in units of Λ^{-1}). This is also the physical size of the domain as the scale factor a is taken to be 1 initially at the GUT scale. $H_{GUT}^{-1} \simeq 723$ for GUT scale of 10^{15} GeV. This entire H_{GUT}^{-1} region is shown in Fig. 4 to illustrate that this field domain is smaller initially than the causal horizon. However, the energy of the field domain has very large contributions from the gradient of the field due to non-trivial spatial profile of ϕ . Including this contribution for the region containing the field domain, the actual value of $H^{-1} \simeq 33$, which is still larger than the size of the field domain we have taken. We again mention that we are working with a strong assumption of using FRW metric with such highly inhomogeneous energy density distribution. We expect that a complete solution of the problem will still not affect the roll down of the field being governed by (possibly a generalized) RD equation front, though it will certainly affect the local expansion rate.

We carry out the simulation by simultaneously solving Eqn.14 (for 1-D) and Eqn.17. So, for the initial field profile of Fig.4, we calculate total field energy, and by taking the GUT scale Hubble size as the region of interest, we calculate field energy density. We add to this the radiation energy density at the GUT scale ($\sim g^* \Lambda^4$ with $g^* = 100$) and then calculate resulting Hubble constant for this total energy density. Due to very large contribution of field energy, the final Hubble constant is much larger than the GUT scale Hubble constant. We find that the net value of H^{-1} is about 33 which is smaller

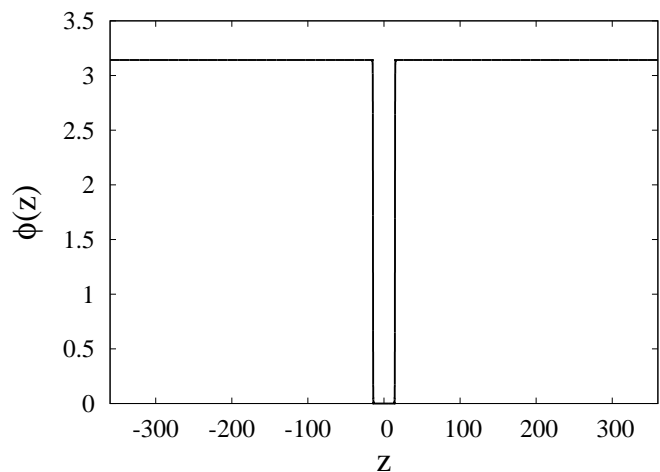


FIG. 4: Profile of ϕ for the initial *field domain*. The diameter of the domain is about 30 (everywhere, time and lengths are in units of Λ^{-1}). This is also the physical size of the domain as the scale factor a is taken to be 1 initially at the GUT scale. Note that $H_{GUT}^{-1} \simeq 723$ for GUT scale of 10^{15} GeV. This entire H_{GUT}^{-1} region is shown in the figure to illustrate that the field domain is smaller initially than the causal horizon. However, the field domain has very large contributions from the gradient of the field due to non-trivial spatial profile of ϕ . Including this contribution for the region containing the field domain, the actual value of $H^{-1} \simeq 33$, which is still larger than the size of the field domain.

than $H_{GUT}^{-1} \sim 723$. With this new value of H the field equation (Eq.17) is solved for the evolution of the field profile. The evolution of field configuration changes relative proportions of vacuum energy contribution, and the gradient and kinetic energy of field, as well as radiation energy, and new Hubble parameter is calculated at each time step with this changed energy density. We have evolved field configuration up to $t = 110600$ by which time the Hubble parameter becomes almost constant due to complete dominance of the vacuum energy density of the field profile over all other energy contributions.

Fig.5 shows the final profile of ϕ at $t = 110600$ and the initial profile in the comoving coordinates. Note that the shape of the propagating front has changed, primarily to adopt to the correct solution of this generalized RD equation (Eq.17). The shrinking of the domain in comoving coordinates is insignificant and expansion of the Universe leads to stretching of the domain in physical coordinates. The initial size of the actual Hubble region H^{-1} , incorporating field energy contributions, is about 33, which is still larger than the initial domain size.

Fig.6 is the log-log plot of the evolution of energy density as well as of the Hubble parameter. Fig.6 shows the evolution of different components of the energy density as a function of time. Note, initially, the most dominant component is the kinetic energy + gradient energy part of the field (which actually leads to much larger value of H than what is expected at the GUT scale). With

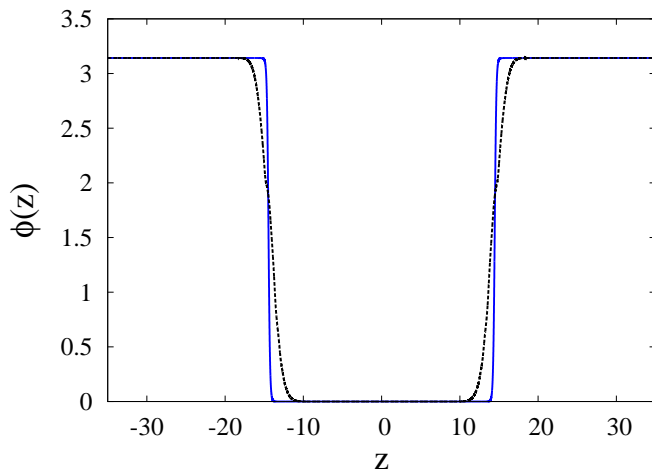


FIG. 5: Final plot of ϕ in comoving coordinates at $t \simeq 110600$ is shown by the black (dashed) curve. The blue (solid) curve shows the initial profile of the field. The initial size of the actual Hubble region H^{-1} , incorporating field energy contributions, is about 33, which is still larger than the initial domain size.

time, all other components decrease except the vacuum energy density which remains essentially constant. Minor changes in vacuum energy density occur due to adjustment of the field configuration with changed H (through the $\dot{\phi}$ term) during the evolution of the propagating front. We find that the vacuum energy becomes most dominant component at $t \simeq 14923$. Fig.6b shows the evolution of the Hubble parameter H (Eqn.(14)). During early stages H changes non-trivially due to the adjustment of propagating front to correct solution of the RD equation (also note, time is taken as $t = 0$ at the GUT scale, so there is a constant t_{GUT} in writing a relationship between the scale factor a and t). Subsequently, H evolves as a power law, eventually turning over to a constant value of H signaling the beginning of the inflationary phase. In Fig. 6b, this beginning of the inflationary phase happens around at $t \simeq 15000$ which coincides with the stage of the dominance of the vacuum energy in Fig.6 a.

Even though the vacuum energy becomes dominant by $t \simeq 15000$, as shown in Fig.6, and H almost constant, if the field domain remains within the Hubble size H^{-1} then, in principle, dynamics of field inside the domain can disturb the inflationary phase. To apply the standard techniques of calculations of density fluctuations etc. we need the domain to exit the horizon size so that proper $60 e - fold$ inflation can occur. We have carried out the simulation until a stage so that the stretching of domain by expansion completely overtakes the increase in H^{-1} (as H becomes almost constant at late stages). This is shown in Fig.7. Solid (black) curve shows the location of the domain wall in physical coordinates, by noting down the position of the wall where $\phi = 0.25$ vev. Dashed (blue) curve shows the value of H^{-1} . During ini-

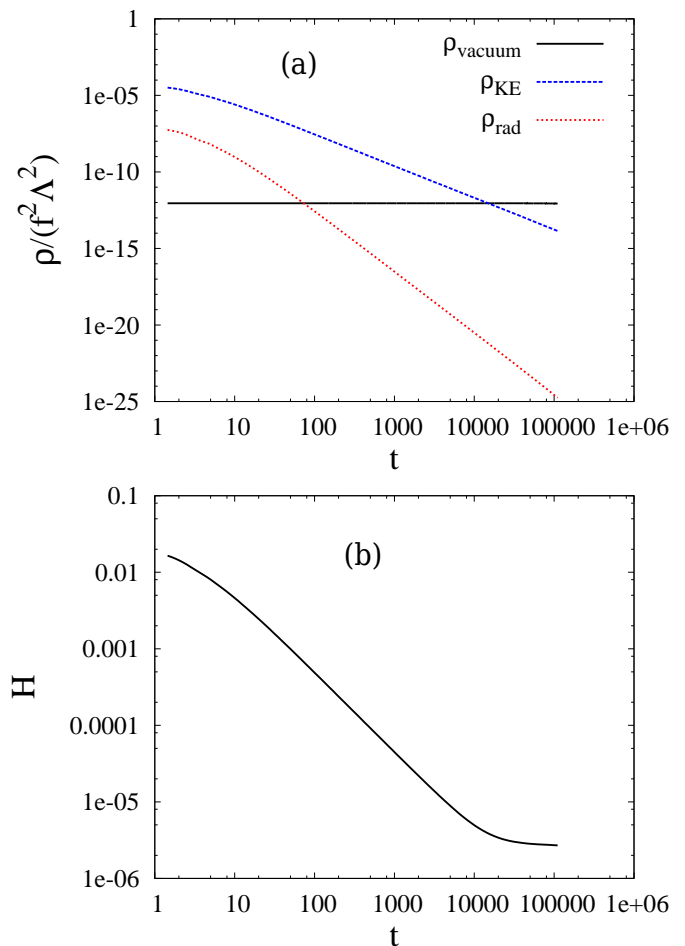


FIG. 6: (a) Log-Log plot of the evolution of different components of the energy density as a function of time. Solid (black), dotted (red), dashed (blue) curves show the contributions of the field vacuum energy, the field kinetic energy + gradient energy (denoted by ρ_{KE}), and the radiation energy density respectively. The vacuum energy becomes most dominant component at $t \simeq 14923$. (b) Log-Log plot of the evolution of the Hubble parameter H . During early stages H changes non-trivially, subsequently, H evolves as a power law, eventually turning over to a constant value of H signaling the beginning of the inflationary phase. In (b), this happens around at $t \simeq 15000$ which coincides with the stage of the dominance of the vacuum energy in (a).

tial stages, field domain stretching due to universe expansion is insignificant compared to the increase in the value of H^{-1} as shown in Fig.7a. However, towards the end of simulation, H^{-1} becomes practically constant while physical size of the domain (due to expansion of the Universe) keeps increasing. By the end of simulation here, at $t \simeq 110600$, as shown in Fig.7b, one can see that the domain exits the horizon, marking beginning of proper inflationary stage.

The duration of inflation will be decided by the roll down of the field at the center of the domain. With the

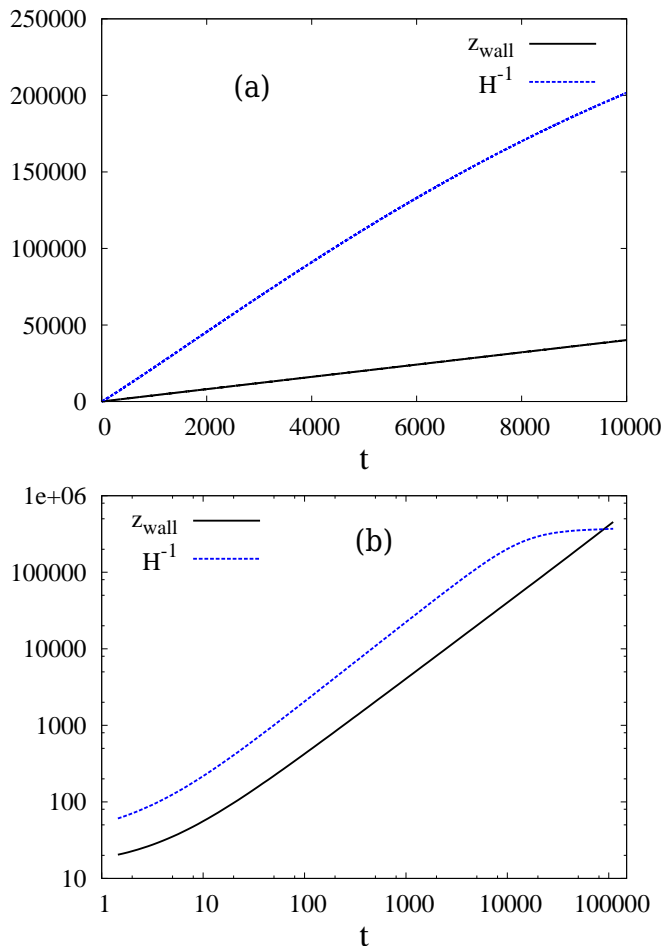


FIG. 7: Solid (black) curve shows the location of the domain wall in physical coordinates, by noting down the position of the wall where $\phi = 0.25\text{vev}$. Dashed (blue) curve shows the value of H^{-1} . (a) During initial stages, field domain expansion is insignificant compared to the increase in the value of H^{-1} . (b) Towards the end of simulation, H^{-1} is practically constant while physical size of the domain (due to expansion of the Universe) keeps increasing. By the end of simulation here, at $t \simeq 110600$, one can see that the domain exits the horizon, marking beginning of proper inflationary stage.

profile of ϕ as given above for Eq.18, ϕ is very close to zero at $z = 0$. However, it gets pulled down during evolution due to non-zero slope of the potential as well as due to the non-trivial profile of ϕ . Fig.8 shows the evolution of $\phi(z = 0)$. (We show plot on linear scale here to focus on late part of the evolution.) From this, one can estimate the time after which the field will become significantly non-zero, causing it to rapidly roll down, thereby ending the period of inflation. A rough estimate, assuming linear shape for the final stages in Fig.8, will suggest that after time of order 10^{36} , $\phi(z = 0)$ will become of order 1. (This may be a serious overestimate given the shape of the plot. It may appear that the roll down is exponential in nature. However, the roll down of the field at center here

is governed by complex factors depending on the gradient of the field and potential shape. It is thus not clear that the nature of roll down remains same at later stages. Thus we do not attempt to fit any specific function to this plot for determining the duration of inflation.) This period of inflation crucially depends on the size z_0 in the ϕ profile in Eq.18. For a larger value of z_0 duration of inflation will be larger, though at the same time it will become harder to justify a very large value of z_0 .

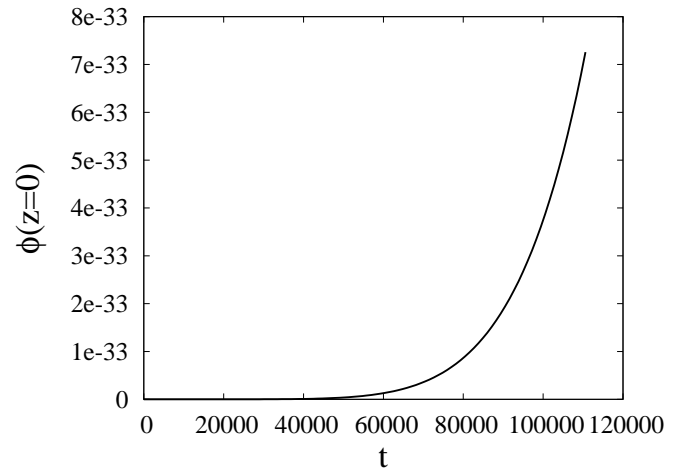


FIG. 8: The evolution of $\phi(z = 0)$. From this plot, one can make a rough estimate of time after which the field will become significantly non-zero, ending the period of inflation. A rough estimate (assuming linear shape for the final stages in this plot, which may be a serious overestimate given the shape of the curve, which may very well be exponential) will suggest that after time of order $t \sim 10^{36}$, $\phi(z = 0)$ will become of order 1. This period of inflation crucially depends on the size z_0 in the ϕ profile in Eq.18. For a larger value of z_0 duration of inflation will be larger, though at the same time it will become harder to justify a very large value of z_0 .

B. 3-D field profile

As we mentioned above, due to requirements of fixed boundary conditions for the numerical evolution of field equations, 1-D case has advantage as one can properly study the evolution of field at the center of the domain which is crucially important for the total duration of inflation. Having done that in the previous section, we should now study the 3-D case. This is particularly important as the nature of propagating front solution of RD equations crucially depend on the form of the equation. For the 3-D case, for spherically symmetric field profile, the field equation, Eq.(15) becomes:

$$\ddot{\phi} + (3H + \eta)\dot{\phi} + \frac{\Lambda^2}{f^2} \sin(\phi) - \frac{1}{a^2} \left(\frac{d^2 \phi}{dr^2} + \frac{2}{r} \frac{d\phi}{dr} \right) = 0. \quad (19)$$

Solutions of this 3-D RD equation can have very different propagating fronts. For example, in flat space one does not expect any static solution of 3-D RD equation (with standard kinetic terms, due to the well known Derrick's theorem). Indeed, we find that the profile of the propagating front is wider for the 3-D case as compared to the 1-D case (with the same parameter values). Due to this one needs to have a larger domain size. The radial field profile at the initial stage (GUT scale) is shown by the solid (black) curve in Fig.9 (plotting the region near the boundary of the domain). Here also we take a *tanh* profile of the same form as in 1-D case with z_0 giving the size of the region where ϕ is close to zero. The diameter of the *field domain* in this case is taken to be about 87. Again, as for the 1-D case, $H_{GUT}^{-1} \simeq 723$ for GUT scale of 10^{15} GeV, but incorporating field energy contributions, the actual value of $H^{-1} \simeq 11$. So, in this case the domain size is much larger than the actual H^{-1} , though still smaller than H_{GUT}^{-1} . We again mention that the domain sizes used here should be taken as examples where inflation is shown to occur. It is quite possible that even smaller domain sizes (here as well as for the 1-D profile case) may still lead to inflationary phase (especially if larger dissipation terms are chosen). The dashed (red) curve in Fig.9 shows the final profile of ϕ at the end of simulation. We have run this simulation only until the stage when the vacuum energy starts dominating over the other contributions. Fig.10 shows plots of various components of energy density, as well as the plot of the Hubble constant. Following the case of 1-D profile, it is clear that the region will enter inflationary phase. Note, in this case we are not able to study the roll down of the field at the center of the domain as field at $r = 0$ is fixed to be $\phi = 0$.

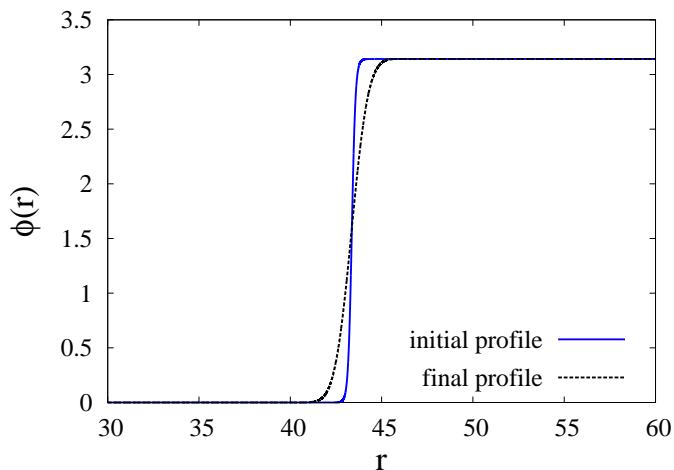


FIG. 9: The solid (blue) curve shows the initial radial profile of the field for the 3-D field profile case. Final plot of ϕ (in comoving coordinates) at $t = 9348$ is shown by the dashed (black) curve.

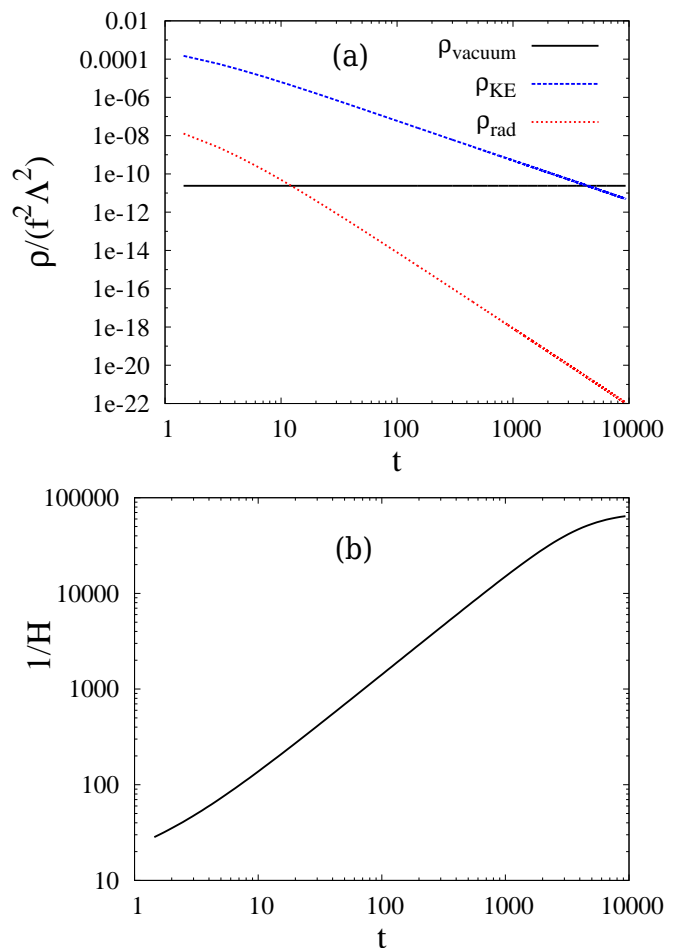


FIG. 10: (a) Evolution of different components of the energy density for the 3-D field profile case. Solid (black), dotted (red), dashed (blue) curves show the contributions of the field vacuum energy, the field kinetic energy + gradient energy (denoted by ρ_{KE}), and the radiation energy density respectively. The simulation is run until the vacuum energy becomes most dominant component indicating the beginning of inflationary phase. (b) Evolution of the Hubble size H^{-1} . Again, note the turning of the curve from linear shape when vacuum energy starts dominating indicating the beginning of inflationary phase.

C. Field evolution in the absence of any thermal dissipation

We have argued above that it is perfectly reasonable to take thermal dissipation term in field equations. However, it is important to see whether in our model, inflationary phase can occur even in the absence of such a thermal dissipation. For this, we take a 1-D field profile given by Eq.18 and evolve it with field equations without any thermal dissipation. So the field equation is:

$$\ddot{\phi} + 3H\dot{\phi} + \frac{\Lambda^2}{f^2} \sin(\phi) - \frac{1}{a^2} \frac{d^2\phi}{dz^2} = 0 \quad (20)$$

As the dissipation term is much smaller here, field evolution develops strong oscillations, which is very different from the steadily moving propagating fronts of RD equation. However, as was discussed in ref. [24–26], rough structure of propagating front still remains. In fact, apart from some oscillations of the field at the front position, remaining evolution is again by slow motion of the front position. Thus one will expect that one should again be able to get inflationary phase, though in this case the vacuum energy needs to dominate over a much larger contributions from the gradient and kinetic energy contributions resulting from oscillations.

Due to smaller dissipation, we need to take larger domain in this case (compared to the 1-D case with thermal dissipation). The diameter of the *field domain* in this case is taken to be about 73, which is 1/10 of $H_{GUT}^{-1} \simeq 723$, but much larger than actual $H^{-1} \simeq 13$ when field energy contributions are incorporated. Solid (black) curve in Fig.11 shows this initial field profile and the dashed (red) curve shows the final profile of ϕ at the end of simulation. The final shape of the profile is almost stable and changes very little subsequently. In this case the kinetic energy and gradient energy of the field change much more slowly. In fact the kinetic energy and gradient energy contributions are almost the same here (while in other cases the final kinetic energy was much smaller than the gradient energy). We have run this simulation until the stage when the kinetic energy + gradient energy becomes close to the vacuum energy. It is clear from the plots that the vacuum energy part will become completely dominant as in Fig.6a, leading to the inflationary phase. Fig.12 shows plots of various components of energy density, as well as evolution of H . Following the case of 1-D profile, it is clear that the region will enter inflationary phase.

VI. DISCUSSIONS AND CONCLUSIONS

We have studied evolution of a highly inhomogeneous field configuration, forming a sub-horizon domain like structure, as one may expect to arise after a phase transition, and have shown that in the presence of thermal dissipation a single such domain can lead to inflation. This happens due to very special nature of propagating front solutions of RD equations which slows down field roll down sufficiently, allowing domain structure to survive for long time. With this, the expansion of the Universe is able to stretch the domain so that the vacuum energy starts dominating over other forms of energy densities signaling beginning of inflation. The domain we take is still larger than the thermal correlation length, but much smaller than H_{GUT}^{-1} , and even smaller than the Hubble parameter incorporating field energy contributions (for the 1-D profile case, and with thermal dissipation). In the absence of thermal dissipation, (as well as for a 3-D field profile) we needed to take larger domains, but still one is able to achieve the stage of dominance of vac-

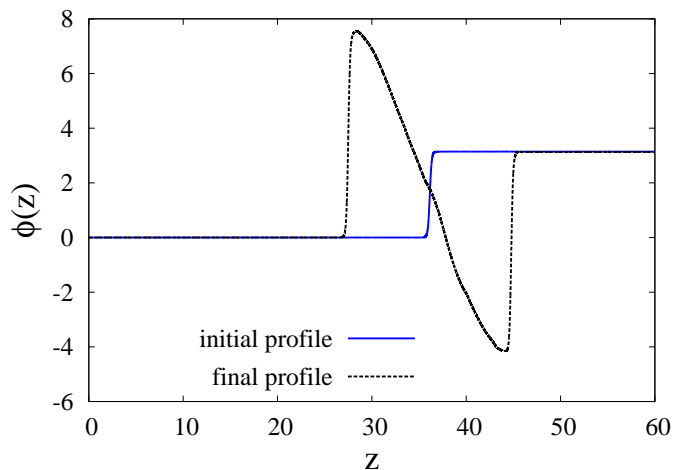


FIG. 11: Evolution of 1-D field profile for the case without any thermal dissipation. We only show plot for $z \geq 0$, the profile being symmetric about $z = 0$. The solid (blue) curve shows the initial radial profile of the field. Final plot of ϕ (in comoving coordinates) at $t = 14430$ is shown by the dashed (black) curve.

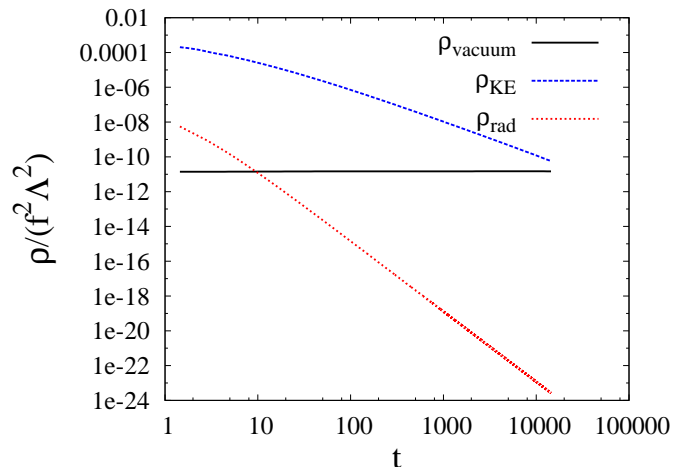


FIG. 12: Evolution of different components of the energy density for the case without any thermal dissipation. Solid (black), dotted (red), dashed (blue) curves show the contributions of the field vacuum energy, the field kinetic energy + gradient energy (denoted by ρ_{KE}), and the radiation energy density respectively. The simulation is run until the kinetic energy + gradient energy becomes close to the vacuum energy part.

uum energy. Still, for the 3-D case and 1-D case without thermal dissipation, as the initial size of the domain is larger than the Hubble size, one may say that it looks just like the standard treatment where one neglects the field gradients. To certain extent this would be a correct objection. However we would like to note that even in this case, field gradients play crucial roll in delaying the

field roll down at the edges of the domain. If that did not happen, then the roll down will start at the edges and may affect the field in inner regions as well, especially as the domain is not too much larger than the Hubble size. We also emphasize again (as was mentioned above) that we have not been able to optimize the domain sizes for each case due to very long simulation times needed for each simulation. So, the possibility cannot be ruled out that even for these cases required domain size may actually be smaller than the initial Hubble size.

One of the most important limitations of our analysis is that we have not accounted for self gravity of these domains which will obviously affect the evolution of these domains. We take FRW metric even in the presence of strongly inhomogeneous energy density. However, for the highly inhomogeneous case we are considering, we cannot say whether the evolution of the whole domain does not change significantly with a complete treatment of inhomogeneity. To take care of this one needs to have a more rigorous simulation with full Einstein's equations as was done in ref.[19]. The evolution of the whole field domain will certainly be very sensitive to the departure from FRW equations, and one cannot say whether the whole domain will expand or contract when full account of inhomogeneity is taken. Still, we expect that the field roll down part may be similar as obtained from the RD equation front. We do not have strong argument for this, but if the form of the local field equations remains similar then the only effect can be to affect the value of the Hubble parameter. (If the form of field equations also changes significantly then even the existence of the slowly moving propagating front may be questionable.) Note that the front thickness is very small compared to the Hubble size (Fig.5) and the motion of the front from roll down of the field at that location is entirely governed by the local field

equation. Though we note that even local field evolution part may be uncertain as the value of Hubble constant is needed for the evolution. However, for those cases where we have used large thermal dissipation constant η , the value of Hubble constant is not that crucial.

The requirement of strong dissipation in our model brings to attention the warm inflation scenario [11]. There is strong dissipation present in the warm inflation case which is responsible for the constant presence of thermal bath. Study of RD equation solutions in warm inflation will certainly be very interesting and may provide new possibilities. At the same time, it also points to another limitation of our analysis, that is the neglect of fluctuation terms. Certainly, fluctuations will affect these propagating fronts, as we had also noted in ref.[24–26]. We hope to incorporate these effects in a future work.

Acknowledgments

We are very grateful to Raghavan Rangarajan for very useful and detailed comments on the manuscript. We also thank Subhendra Mohanty, Nirupam Dutta, Oindrila Ganguly, Pranati Rath, and Biswanath Layek for useful discussions. Some of the results here were presented by AMS at the International conference "Saha Theory Workshop: Aspects of Early Universe Cosmology", SINP, Kolkata, 16-20 Jan, 2017. We thank the participants of this conference, especially Arjun Berera, Koushik Dutta, and L. Sriramkumar for very useful comments and suggestions. We thankfully acknowledge Robert Brandenberger for informing us about important previous works relating to the issue of initial conditions.

-
- [1] Gravitation and cosmology: principles and applications of the general theory of relativity, S. Weinberg, Wiley Publication, 1972.
 - [2] A. Riotto, arXiv:hep-ph/0210162.
 - [3] A. H. Guth, Phys. Rev.D 23, 347 (1981).
 - [4] A. Linde, Phys. Lett. 108B, 389 (1982).
 - [5] A. Albrecht and P. Steinhardt, Phys. Rev. Lett. 48, 1220 (1982).
 - [6] R. H. Brandenberger, arXiv:hep-ph/9702217.
 - [7] A. D. Linde, Phys.Lett. B 129, 177, 1983.
 - [8] A. A. Starobinsky, in Field Theory, Quantum Gravity and Strings, ed. H. J. de Vega and N. Sanchez (Springer, Berlin 1986); S. J. Rey, Nucl. Phys. B284, 706 (1987); J. M. Bardeen and G. J. Bublik, Class. Quan. Grav. 4, 473 (1987); M. Morikawa, Phys. Rev. D42, 1027 (1990); H. E. Kandrup, Phys. Rev. 39, 2245 (1989).
 - [9] K. Freese, J. A. Frieman, A. V. Olinto, Phys. Rev. Lett. 65, 3233 (1990); K. Freese, arXiv:astro-ph/9310012; K. Freese, W. H. Kinney, Phys.Rev. D70, 083512 (2004); K. Freese, W. H. Kinney, arXiv:1403.5277.
 - [10] A. A. Starobinsky, Phys. Lett. B 91, 99 (1980).
 - [11] A. Berera, Phys. Rev. Lett. 75, 3218 (1995); A. Berera, Contemporary Physics 47, 33 (2006); A. Berera, I. G. Moss, R. O. Ramos, Rept.Prog.Phys.72, 026901 (2009).
 - [12] A. Linde, JCAP 02, 006 (2017).
 - [13] G. F. Mazenko, R. M. Wald and W. G. Unruh, Phys. Rev. D 31, 273 (1985).
 - [14] M. Bucher, A Goldhaber, and N. Turok, Phys. Rev. D 52, 3314 (1995)
 - [15] A. Berera, and C. Gordon, Phys.Rev. D 63, 063505 (2001).
 - [16] M. Bastero-Gil, A. Berera, R. Brandenberger, I. G. Moss, R. O. Ramos, and J. G. Rosa, arXiv:1612.04726.
 - [17] A. Albrecht, R. H. Brandenberger, and R. Matzner, Phys.Rev. D 35, 429 (1987); *ibid* Phys.Rev. D 32, 1280 (1985).
 - [18] R. Brandenberger, Int. J. Mod. Phys. D 26, 1740002 (2016).
 - [19] W. E. East, M. Kleban, A. Linde, L. Senatore, JCAP 1609, 010 (2016).
 - [20] J. H. Kung and R. Brandenberger, Phys. Rev. D 42, 1008 (1990); D. S. Goldwirth, and T. Piran, Phys. Rept.

- 214**, 223 (1992).
- [21] R. Rangarajan, arxiv 1506.07433.
- [22] J.D.Murray, *Mathematical Biology, I : An Introduction*, Third Edition, (Springer), 2002; J.D.Murray, *Lectures on Nonlinear-Differential-Equation Models in Biology*, (Clarendon Press), 1977; B.Bradshaw-Hajek, *Reaction-diffusion Equations for Population Genetics*, (Ph.D. thesis, School of Mathematics and Applied Statistics, University of Wollongong), 2004, (<http://ro.uow.edu.au/thesis/201>); B.H.Gilding and R.Kersner, *Travelling Waves in Nonlinear Diffusion Convection Reaction*, (Springer Basel AG, Switzerland), 2004.
- [23] R. Peschanski, *Phys. Rev. D*, **81**, 054014 (2010); S. Murnier and R. Peschanski, *Phys. Rev. Lett.* **91**, 232001 (2003); D. Ghoshal, *JHEP*, **1112**, 015 (2011); D. Ghoshal and P. Patcharamaneepakorn, *JHEP*, **1403**, 015 (2014).
- [24] P. Bagchi, A. Das, S. Sengupta, A. M. Srivastava, *Phys.Rev. C*92, 034902 (2015) [arXiv:1507.01015], and references therein.
- [25] P. Bagchi, A. Das, S. Sengupta, A. M. Srivastava, *Phys.Rev. C*93, 024914 (2016) [arXiv:1508.07752].
- [26] S. Sengupta, *Aspects of QCD Phase Transition with Reaction-Diffusion Equations*, (Ph.D. thesis, Homi Bhabha National Institute, India, 2015).
- [27] *The Early Universe*, E.W. Kolb and M.S. Turner, Addison-Wesley Publishing Company, (1990).
- [28] S. Das, G. Goswami, J. Prasad, and R. Rangarajan, *JCAP* 06, 001 (2015).
- [29] J.D. Bjorken, *Phys. Rev. D***27**, 140 (1983).
- [30] T. S. Biro and C. Greiner, *Phys. Rev. Lett.* **79**, 3138 (1997); C. Greiner, Z. Xu, and T. S. Biro, arXiv:hep-ph/9809461.
- [31] C. M. G. Lattes, Y. Fujimoto and S. Hasegawa, *Phys. Rep.* 65, 151 (1980); L. T. Baradzei et al., *Nucl. Phys. B*370, 365 (1992), and references therein.
- [32] J.D. Bjorken, K.L. Kowalski and C.C. Taylor, in *Results and Perspectives in Particle Physics 1993; Proceedings of the 7th Rencontres de Physique de la Vallee d'Aoste, La Thuile, Italy, 1993*, edited by M. Greco (Editions Frontieres, Gif-sur-Yvette, France, 1993).
- [33] C. Greiner and B. Muller, *Phys. Rev. D* **55**, 1026 (1997).