

# SHIFTING MEAN ACTIVATION TOWARDS ZERO WITH BIPOLAR ACTIVATION FUNCTIONS

**Lars H. Eidnes**

Trondheim

Norway

larseidnes@gmail.com

**Arild Nøkland**

Trondheim

Norway

arild.nokland@gmail.com

## ABSTRACT

We propose a simple extension to the ReLU-family of activation functions that allows them to shift the mean activation across a layer towards zero. Combined with proper weight initialization, this alleviates the need for normalization layers. We explore the training of deep vanilla recurrent neural networks (RNNs) with up to 144 layers, and show that bipolar activation functions help learning in this setting. On the Penn Treebank and Text8 language modeling tasks we obtain competitive results, improving on the best reported results for non-gated networks. In experiments with convolutional neural networks without batch normalization, we find that bipolar activations produce a faster drop in training error, and results in a lower test error on the CIFAR-10 classification task.<sup>1</sup>

## 1 INTRODUCTION

Recurrent neural networks (RNN) are able to model complex dynamical systems, but are known to be hard to train (Pascanu et al., 2013b). One reason for this is the vanishing or exploding gradient problem (Bengio et al., 1994). Gated RNNs like the Long Short-Term Memory (LSTM) of Hochreiter & Schmidhuber (1997) alleviate this problem, and are widely used for this reason. However, with proper initialization, non-gated RNNs with Rectified Linear Units (ReLU) can also achieve competitive results (Le et al., 2015).

The choice of activation function has strong implications for the learning dynamics of neural networks. It has long been known that having zero-centered inputs to a layer leads to faster convergence times when training neural networks with gradient descent (Le Cun et al., 1991). When inputs to a layer have a mean that is shifted from zero, there will be a corresponding bias to the direction of the weight updates, which slows down learning (LeCun et al., 1998). Clevert et al. (2015) showed that a mean shift away from zero introduces a bias shift for units in the next layer, and that removing this shift by zero-centering activations brings the standard gradient closer to the natural gradient (Amari, 1998).

The Rectified Linear Unit (ReLU) (Nair & Hinton, 2010; Glorot et al., 2011) is defined as  $f(x) = \max(x, 0)$  and has seen great success in the training of deep networks. Because it has a derivative of 1 for positive values, it can preserve the magnitude of the error signal where sigmoidal activation functions would diminish it, thus to some extent alleviating the vanishing gradient problem. However, since it is non-negative it has a mean activation that is greater than zero.

Several extensions to the ReLU have been proposed that replace its zero-valued part with negative values, thus allowing the mean activation to be closer to zero. The Leaky ReLU (LReLU) (Maas et al., 2013) replaces negative inputs with values that are scaled by some factor in the interval  $[0, 1]$ . In the Parametric Leaky ReLU (PReLU) (He et al., 2015) this scaling factor is learned during training. Randomized Leaky ReLUs (RReLU) (Xu et al., 2015) randomly sample the scale for the negative inputs. Exponential Linear Units (ELU) (Clevert et al., 2015) replace the negative part with a smooth curve which saturates to some negative value.

<sup>1</sup>Code is available at <https://github.com/larspars/word-rnn> and <https://github.com/anokland/resnet-brelu>

Concurrent to our work, Klambauer et al. (2017) proposed the Scaled ELU (SELU) activation function, which also has self-normalizing properties, although it takes an orthogonal and complementary approach to the one proposed here.

Chernodub & Nowicki (2016) proposed the Orthogonal Permutation Linear Unit (OPLU), where every unit belongs to a pair  $\{x_i, x_j\}$ , and the activation function simply sorts this pair:

$$\begin{pmatrix} z_i \\ z_j \end{pmatrix} = \begin{pmatrix} \max(x_i, x_j) \\ \min(x_i, x_j) \end{pmatrix} \quad (1)$$

This function has many desirable properties: It is norm and mean preserving, and has no diminishing effect on the gradient.

The Concatenated Rectified Linear Unit (CReLU) (Shang et al., 2016) concatenates the ReLU function applied to the positive and negated input  $f'(x) = (f(x), f(-x))$ . Balduzzi et al. (2017) combined the CReLU with a mirrored weight initialization  $W_1 f(x) - W_2 f(-x)$ , with  $W_1 = W_2$  at initialization. The resulting function is initially linear, and thus mean preserving, before training starts.

Another approach to maintain a mean of zero across a layer is to explicitly normalize the activations. An early example was Le Cun et al. (1991), who suggested zero-centering activations by subtracting each units mean activation before passing to the next layer. In Glorot & Bengio (2010) it was shown that the problem of vanishing gradients in deep models can be mitigated by having unit variance in layer activations. Batch Normalization (Ioffe & Szegedy, 2015) normalizes both the mean and variance across a mini-batch. The success of Batch Normalization for deep feed forward networks created a research interest in how similar normalization of mean and variance can be extended to RNNs. Despite early negative results (Laurent et al., 2016), by keeping separate statistics per timestep and properly initializing parameters, Batch Normalization can be applied to the recurrent setting (Cooijmans et al., 2016). Other approaches to hidden state normalization include Layer Normalization (Ba et al., 2016), Weight Normalization (Salimans & Kingma, 2016) and Norm Stabilization (Krueger & Memisevic, 2015).

The Layer-Sequential Unit Variance (LSUV) algorithm (Mishkin & Matas, 2015) iteratively initializes each layer in a network such that each layer has unit variance output. If such a network can maintain approximately unit variance throughout training, it is an attractive option because it has no runtime overhead.

In this paper, we propose bipolar activation functions as a way to keep the layer activations approximately zero-centered. We explore the training of deep recurrent and feed forward networks, with LSUV-initialization and bipolar activations, without using explicit normalization layers like batch norm.

## 2 BIPOLAR ACTIVATION FUNCTIONS

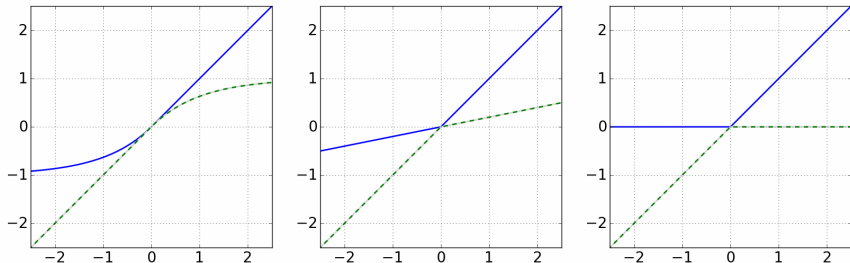


Figure 1: Bipolar versions of popular activation functions. From left: Bipolar ELU, Bipolar Leaky ReLU, Bipolar ReLU.

In a neural network, the ReLU only preserves its positive inputs, and thus shifts the mean activation in a positive direction. However, if we for every other neuron preserve the negative inputs, this effect

will be canceled for zero-centered i.i.d. input vectors. In general, for any ReLU-family activation function  $f$ , we can define its bipolar version as follows:

$$f_B(x_i) = \begin{cases} f(x_i), & \text{if } i \bmod 2 = 0 \\ -f(-x_i), & \text{if } i \bmod 2 \neq 0 \end{cases} \quad (2)$$

For convolutional layers, we flip the activation function in half of the feature maps.

**Theorem 1.** *For a layer of bipolar ReLU units, this trick will ensure that a zero-centered i.i.d. input vector  $x$  will give a zero-centered output vector. If the input vector has a mean different from zero, the output mean will be shifted towards zero.*

*Proof.* Let  $x_1$  and  $x_2$  be the input vectors to the ordinary units and the flipped units respectively. The output vectors from the two populations are  $f_B(x_1) = \max(0, x_1)$  and  $f_B(x_2) = -f(-x_2) = \min(0, x_2)$ . Since  $x$  is i.i.d. then  $x$ ,  $x_1$  and  $x_2$  have the same distribution, and they have the same expectation value  $\mathbb{E}[x] = \mathbb{E}[x_1] = \mathbb{E}[x_2]$ . Then the expectation value of the output can be simplified

$$\mathbb{E}[f_B(x)] = 0.5\mathbb{E}[f_B(x_1) + f_B(x_2)] = 0.5\mathbb{E}[\max(0, x_1) + \min(0, x_2)] = 0.5\mathbb{E}[\max(0, x) + \min(0, x)] = 0.5\mathbb{E}[x]. \quad \square$$

**Theorem 2.** *For a layer of bipolar ELU units, this trick will ensure that a i.i.d. input vector will give an output mean that is shifted towards a point in the interval  $[-\alpha, \alpha]$ , where  $\alpha$  is the parameter defining the negative saturation value of the ELU.*

*Proof.* Let  $x_1$  and  $x_2$  be the input vectors to the ordinary units and the flipped units respectively. Let  $x_1^+$  and  $x_2^+$  be the vectors of positive values in the two populations, and let  $x_1^-$  and  $x_2^-$  be the negative values. The output vectors from the four populations are  $f_B(x_1^+) = x_1^+$ ,  $f_B(x_1^-) = \alpha(e^{x_1^-} - 1)$ ,  $f_B(x_2^+) = \alpha(1 - e^{-x_2^+})$  and  $f_B(x_2^-) = x_2^-$ . Since  $x$  is i.i.d. then  $x$ ,  $x_1$  and  $x_2$  have the same distribution, and they have the same expectation value  $\mathbb{E}[x] = \mathbb{E}[x_1] = \mathbb{E}[x_2]$ . We also have that  $\mathbb{E}[x_1^+] = \mathbb{E}[x_2^+]$  and  $\mathbb{E}[x_1^-] = \mathbb{E}[x_2^-]$ .

For some fraction of positive values  $\beta \in [0, 1]$  we can write

$$\mathbb{E}[f_B(x_1)] = \beta\mathbb{E}[f_B(x_1^+)] + (1 - \beta)\mathbb{E}[f_B(x_1^-)] = \mathbb{E}[\beta x_1^+ + (1 - \beta)\alpha(e^{x_1^-} - 1)] \text{ and}$$

$$\mathbb{E}[f_B(x_2)] = \beta\mathbb{E}[f_B(x_2^+)] + (1 - \beta)\mathbb{E}[f_B(x_2^-)] = \mathbb{E}[\beta\alpha(1 - e^{-x_2^+}) + (1 - \beta)x_2^-].$$

Then the expectation value of the output can be simplified

$$\begin{aligned} \mathbb{E}[f_B(x)] &= 0.5\mathbb{E}[f_B(x_1) + f_B(x_2)] = \\ &0.5\mathbb{E}[\beta x_1^+ + (1 - \beta)\alpha(e^{x_1^-} - 1) + \beta\alpha(1 - e^{-x_2^+}) + (1 - \beta)x_2^-] = \\ &0.5\mathbb{E}[x + (1 - \beta)\alpha(e^{x_1^-} - 1) + \beta\alpha(1 - e^{-x_2^+})] = 0.5\mathbb{E}[x + z]. \end{aligned}$$

We can see that  $z$  is bounded in the interval  $[-\alpha, \alpha]$ . If  $\mathbb{E}[x]$  is different from  $\mathbb{E}[z]$ , then the output mean  $\mathbb{E}[f_B(x)]$  will be shifted towards the point  $\mathbb{E}[z]$  inside the interval  $[-\alpha, \alpha]$ .  $\square$

Theorem 1 says that for bipolar ReLU, an input vector  $x$  that is not zero-centered, the mean will be pushed towards zero. Theorem 2 says that for bipolar ELU, an input vector  $x$  will be pushed towards a value in the interval  $[-\alpha, \alpha]$ . These properties have a stabilizing effect on the activations.

Figure 2 shows the evolution of the dynamical system  $x_{i+1} = f(Wx_i)$  for different activation functions  $f$ . As can be seen, the bipolar activation functions have more stable dynamics, less prone to exhibiting an exploding mean and variance.

### 3 DEEPLY STACKED RNNs

Motivated by the success of very deep models in other domains, we investigate the training of deeply stacked RNN models. As we shall see, certain problems arise that are unique to the recurrent setting.

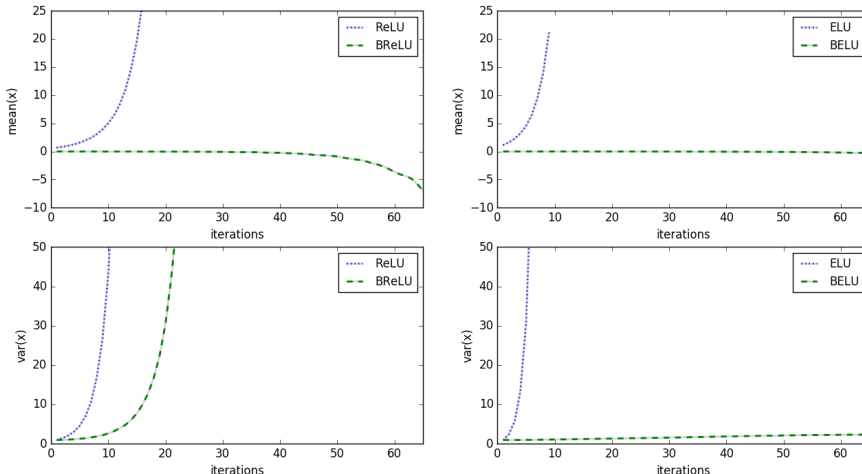


Figure 2: Iterations of  $x_{i+1} = f(Wx_i)$  for different activation functions  $f$  with  $x_1 \sim \mathcal{N}(0, 1)$  and  $W \sim \mathcal{N}(0, \sigma^2)$ , with  $\sigma$  set by the LSUV procedure such that  $f(Wx_1)$  has approximately unit variance. The graphs show the mean and variance of  $x_i$ , averaged over 50 separate runs, where a different  $x_1$  and  $W$  was sampled each run.

The network architecture we consider consists of stacks of vanilla RNN units (Elman, 1990), with the recurrent update equation for layer  $i$ :

$$h_i(t) = f(W_i h_i(t-1) + U_i x_i(t) + b_i) \tag{3}$$

For the first layer, we encode the input as a fixed embedding vector  $x_1(t) \sim \mathcal{N}(0, 1)$ . Subsequent layers are fed the output of the layers below,  $x_i(t) = h_{i-1}(t)$ .

If each layer in a neural network scales its input by a factor  $k$ , the scale at layer  $L$  will be  $k^L$ . For  $k \neq 1$  this leads to exponentially exploding or vanishing activation magnitudes in deep networks. Notice that this phenomenon holds for any path through the computational graph of an unrolled RNN, both for the within-timestep activation magnitudes across layers, and for the within-layer activation magnitudes across timesteps.

In order to avoid exploding or vanishing dynamics, we want to have unit variance on  $h_i(t)$ . To this end, we adapt the LSUV weight initialization procedure (Mishkin & Matas, 2015) to the recurrent setting by considering a single timestep of the RNN, and setting the input from the recurrent connections to be  $\sim \mathcal{N}(0, 1)$ . The LSUV procedure is then simply to go through each layer sequentially, adjusting the magnitude of  $W_i$  and  $U_i$  to produce an output  $h_i(t)$  with unit variance, while propagating new activations through the network after each weight adjustment.

Since  $W_i$  and  $U_i$  have the same magnitude at the start of the initialization procedure and are scaled in synchrony, they will have the same magnitude as each other when the initialization procedure is complete. This means that the input-to-hidden connections  $U_i$  and the hidden-to-hidden connections  $W_i$  contribute equal parts to the unit variance of  $h_i(t)$ , and thus that the gradient flows in equal magnitude across the horizontal and vertical connections.<sup>2</sup>

<sup>2</sup>After the LSUV initialization, it is possible to rescale  $W_i$  and  $U_i$  in order to explicitly trade off the extent to which the gradient should flow along each direction. By choosing a  $\gamma \in [0, 1]$ , we can trade off what portion of the variance each matrix contributes, while maintaining the variance of the output of the layer:

$$W'_i = W_i \sqrt{2\gamma} \quad \text{and} \quad U'_i = U_i \sqrt{2 \cdot (1 - \gamma)}$$

We note that this seems like a potent approach for influencing the time horizon at which an RNN should learn, but do not explore it further in this work. In our experiments  $W_i$  and  $U_i$  have equal magnitude at initialization (i.e.  $\gamma = 0.5$ ).

While LSUV initialization allows training to work in deeper stacks of RNN layers, even with LSUV we get into trouble when the stacks get deep enough (see Appendix B). Visualizing the gradient flow reveals that while the gradient does flow from first layer to the last, it takes a diagonal path backwards through time. The effect is that the initial learning in layer  $N$  is most strongly influenced by the input  $N$  timesteps in the past.

We have included a brief discussion and visualization of this problem in the appendix, where it can be seen that this problem is remedied if we for every 4th layer  $i = 4, 8, 12, 16\dots$  add a skip connection:

$$h_i(t) = f(W_i h_i(t-1) + U_i x_i(t) + b_i) + \alpha h_{i-4}(t) \quad (4)$$

The use of skip connections has been shown previously to aid learning in deeply stacked RNNs (Graves, 2013). Note that because of the LSUV init, we know that input from the skip connection  $h_{i-4}(t)$  has approximately unit variance. Because of this, the initialization procedure could scale  $W_i$  and  $U_i$  down to zero, and still have unit variance  $h_i(t)$ . To avoid this effect, we scale down the skip connection slightly, setting  $\alpha = 0.99$ .

## 4 EXPERIMENTS

### 4.1 CHARACTER-LEVEL PENN TREEBANK

We train character level RNN language models on Penn Treebank (Marcus et al., 1993), a 6MB text corpus with a vocabulary of 54 characters. Because of the small size of the dataset, proper regularization is key to getting good performance.

The RNNs we consider follow the architecture described in the previous section: Stacks of simple RNN layers, with skip connections between groups of 4 layers, LSUV initialization, and inputs encoded as an  $\mathcal{N}(0, 1)$  fixed embedding.

We seek to investigate the effect of *depth* and the effect of *bipolar activations* in such deeply stacked RNNs, and run a set of experiments to illuminate this.

The models were trained using the ADAM optimizer (Kingma & Ba, 2014), with a learning rate of 0.0002, a batch size of 128, on non-overlapping sequences of length 50. Since the training data does not cleanly divide by 50, for each epoch we choose a random crop of the data which does, as done in Cooijmans et al. (2016). We calculated the validation loss every 4th epoch, and divided the learning rate by 2 when the validation loss did not improve. No gradient clipping was used.

For regularization, we used a combination of various forms of dropout. We used standard dropout between layers, as done in Pham et al. (2013); Zaremba et al. (2014). On the recurrent connections, we followed *rnnDrop* (Moon et al., 2015) and used the same dropout mask for every timestep in a sequence. We adapted stochastic depth (Huang et al., 2016) to the recurrent setting, stochastically dropping entire blocks of 4 layers, replacing recurrent and non-recurrent connections with identity connections for a timestep (this was explored for single units, called *Zoneout*, and also on single layers in Krueger et al. (2016)). Unlike Huang et al. (2016), we did not do any rescaling of the droppable blocks at test time, since this would go against the goal of having unit variance on the output of each block.

We look at model depths in the set  $\{4, 8, 12, 24, 36\}$  and on activation functions ReLU and ELU and their bipolar versions BReLU and BELU. Since good performance on this dataset is highly dependent on regularization, in order to get a fair comparison of various depths and activation functions, we need to find good regularization parameters for each combination. We have dropout on recurrent connections, non-recurrent connections and on blocks of four layers, and thus have 3 separate dropout probabilities to consider. In order to limit this large parameter search space, we first do an exploratory search on dropout probabilities in the set  $\{0, 0.025, 0.05\}$ , for the depths 4 and 36 and functions ReLU and BELU. For both recurrent connections dropout and block dropout, we get best results with 0.025 dropout probability (for every model). However, we find that the ideal between-layer dropout probability decreases with model depth. We therefore freeze all other parameters, and consider between-layer dropout probabilities in the set  $\{0.025, 0.05, 0.1\}$ , for ReLU networks in depths 4 and 36. We use the optimal probabilities for each depth found here for the other activation functions. For

the remaining depths we choose a probability between the best setting for 4 and 36 layers. For the best performing function at 36 layers (BELU), we also train deeper models of 48 and 144 layers.

To get results comparable with previously reported results, we constrained the number of parameters in each model to be about the same as for a network with 1x1000 LSTM units, approximately 4.75M parameters.

Table 1: Penn Treebank validation errors (BPC)

	dropout	#parameters	ReLU	BReLU	ELU	BELU
4 x 760	0.1	~4.75M	1.321	1.324	DNC	1.318
8 x 540	0.075	~4.75M	1.331	1.320	DNC	1.317
16 x 385	0.075	~4.75M	1.321	1.324	DNC	1.317
24 x 314	0.075	~4.75M	1.349	1.334	DNC	1.317
36 x 256	0.05	~4.75M	1.353	1.319	DNC	1.311
48 x 222	0.05	~4.75M	-	-	-	1.320
144 x 128	0.025	~4.75M	-	-	-	1.402

From Table 1 we can see that ReLU-RNN performed worse with increasing depth. With ELU-RNN, learning did not converge. The bipolar version of ELU avoids this problem, and its performance does not degrade with increasing depth up to 36 layers. Overall, the best validation BPC is achieved with the 36 layer BELU-RNN. Figure 6 shows the training error curves of the 36-layer RNN with each of the activation functions, and shows that the bipolar variants see a faster drop in training error.

We briefly explore substituting the SELU unit into the 36-layer RNN. There, as with the ELU, the training quickly diverges. This phenomenon occurs even with very low learning rates. However, if we substitute the SELU with its bipolar variant, training works again. A 36-layer BSELU-RNN converges to a validation error of 1.314 BPC, similar to BELU.

Some previously reported results on the test set is included in Table 2. The listed models have approximately the same number of parameters. We can see that the results for the 36 layer BELU-RNN is better than for the best reported results for non-gating architectures (DOT(S)-RNN), but also competitive with the best normalized and regularized LSTM architectures. Notably, the BELU-RNN outperforms the LSTM with recurrent batch normalization (Cooijmans et al., 2016), where both mean and variance are normalized.

Table 2: Penn Treebank test error

Network	BPC
Tanh + Zoneout (Krueger et al., 2016)	1.52
ReLU 1x2048 (Neyshabur et al., 2016)	1.47
GRU + Zoneout (Krueger et al., 2016)	1.41
MI-RNN 1x2000 (Wu et al., 2016)	1.39
DOT(S)-RNN (Pascanu et al., 2013a)	1.386
LSTM 1x1000 (Krueger et al., 2016)	1.356
LSTM 1x1000 + Stoch. depth (Krueger et al., 2016)	1.343
LSTM 1x1000 + Recurrent BN (Cooijmans et al., 2016)	1.32
LSTM 1x1000 + Dropout (Ha et al., 2016)	1.312
LSTM 1x1024 + Rec. dropout (Semeniuta et al., 2016)	1.301
LSTM 1x1000 + Layer norm (Ha et al., 2016)	1.267
LSTM 1x1000 + Zoneout (Krueger et al., 2016)	1.252
Delta-RNN + Dropout (II et al., 2017)	1.251
HM-LSTM 3x512 + Layer norm (Chung et al., 2016)	1.24
HyperNetworks (Ha et al., 2016)	<b>1.233</b>
BELU 36x256	1.270

## 4.2 CHARACTER-LEVEL TEXT8

Text8 (Mahoney, 2011) is a simplified version of the Enwik8 corpus with a vocabulary of 27 characters. It contains the first 100M characters of Wikipedia from Mar. 3, 2006. We also here trained an RNN to predict the next character in the sequence. The dataset was split taking the first 90% for training, the next 5% for validation and the final 5% for testing, in line with common practice. The test results reported is the test error for the epoch with lowest validation error.

The network architecture here was identical to the 36 layer network used in the Penn Treebank experiments, except that we used a larger layer size of 474. We used an initial learning rate of 0.00005, which was halved when validation error did not improve from one epoch to the next. To match previously reported results, we constrained the number of parameters to be 16.2M, about the same as for a 1x2000 LSTM network. We chose 0.01 dropout probability for stochastic depth, recurrent and non-recurrent dropout, and did not do a hyperparameter search on this dataset.

On this dataset, training diverges with both ReLU and ELU due to exploding activation dynamics. These problems do not occur with their bipolar variants.

Table 3: Text8 validation error [BPC]

Network	ReLU	BReLU	ELU	BELU
36x474 RNN	DNC	1.399	DNC	1.334

We compare the result on the test set with reported results obtained with approximately the same number of parameters. From Table 4 we can see that the result for the 36 layer BELU-RNN improves upon the best reported result for non-gated architectures (Skipping-RNN).

Table 4: Text8 test error

Network	BPC
MI-Tanh 1x2048 (Wu et al., 2016)	1.52
LSTM 1x2048 (Wu et al., 2016)	1.51
Skipping-RNN (Pachitariu & Sahani, 2013)	1.48
MI-LSTM 1x2048 (Wu et al., 2016)	1.44
LSTM 1x2000 (Cooijmans et al., 2016)	1.43
LSTM 1x2000 (Krueger et al., 2016)	1.408
mLSTM 1x1900 (Krause et al., 2016)	1.40
LSTM 1x2000 + Recurrent BN (Cooijmans et al., 2016)	1.36
LSTM 1x2000 + Stochastic depth (Krueger et al., 2016)	1.343
LSTM 1x2000 + Zoneout (Krueger et al., 2016)	1.336
Recurrent Highway Network (Zilly et al., 2016)	<b>1.29</b>
HM-LSTM 3x1024 + Layer norm (Chung et al., 2016)	<b>1.29</b>
BELU 36x474	1.423

## 4.3 CLASSIFICATION CIFAR-10

To explore the effect of different bipolar activation functions for deep convolutional networks, we conducted some simple experiments on the CIFAR-10 dataset (Krizhevsky & Hinton, 2009) on some recent well performing architectures. We duplicated the network architectures of Oriented Response Networks (ORN) (Zhou et al., 2017) and Wide Residual Networks (WRN) (Zagoruyko & Komodakis, 2016; He et al., 2015), except we removed batch normalization, and used LSUV initialization. We then compared the performance of these networks with and without bipolar activation functions.

We used the network variants with 28 layers, a widening factor of 10, and 30% dropout, which gave the best results on CIFAR-10 in the experiments of Zagoruyko & Komodakis (2016) and Zhou et al. (2017). We also duplicated their data preprocessing, using simple mean/std normalization of the images, and horizontal flipping and random cropping as data augmentation.

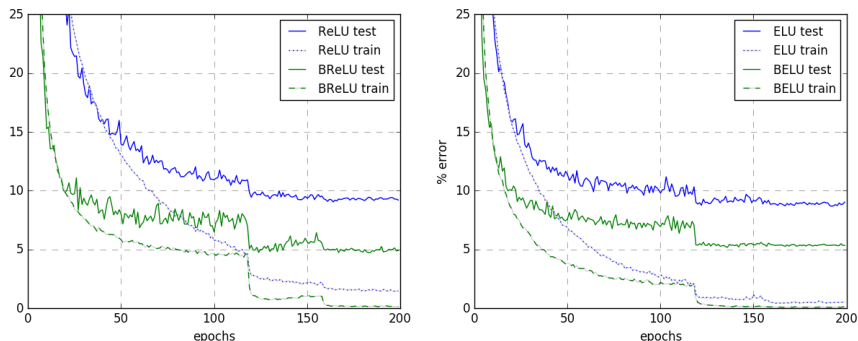


Figure 3: Training and test error on CIFAR-10, with and without bipolar units, in a 28-layer Oriented Response Network without batch normalization.

Removing batch normalization required us to lower the learning rate. For each network, we looked for the highest possible learning rate, starting at 0.08, and retrying with half the learning rate if the learning diverged. The learning rate was eased in over the first 2000 batches. The networks were trained for 200 epochs, where the learning rate was divided by five in epoch 120 and 160. Table 5 lists the test error of the last epoch for each run. The networks with bipolar activations allowed training with up to 64 times higher learning rates. As can be seen in Figure 3, the networks with bipolar activations saw a faster drop in training error, and achieved lower test errors. Note that neither setup beats the originally reported results for the networks with batch normalization (a test error of 2.98% for ORN and 4.17% for WRN).

Table 5: CIFAR-10 test error with moderate data augmentation [%]

Network	ReLU	BReLU	ELU	BELU
OrientedResponseNet-28 (no BN, 30% dropout)	9.20	4.91	9.03	5.35
WideResNet-28 (no BN, 30% dropout)	9.78	6.03	7.69	6.12

## 5 CONCLUSION

We have introduced bipolar activation functions, as a way to pull the mean activation of a layer towards zero in deep neural networks. Through a series of experiments, we show that bipolar ReLU and ELU units can improve trainability in deeply stacked, simple recurrent networks and in convolutional networks.

Deeply stacked RNNs with unbounded activation functions provide a challenging testbed for learning dynamics. We present empirical evidence that bipolarity helps trainability in this setting, and find that in several of the networks we trained, using bipolar versions of the activation functions was necessary for the networks to converge. These deeply stacked RNNs achieve test errors that improve upon the best previously reported results for non-gated networks on the Penn Treebank and Text8 character level language modeling tasks. Key ingredients to the model, in addition to bipolar activation functions, are residual connections, the depth of the model, LSUV initialization and proper regularization.

In our experiments on convolutional networks without batch normalization, we found that bipolar activation functions can allow for training with much higher learning rates, and that the resulting training process sees a much quicker fall in training error, and ends up with a lower test error than with their non-bipolar variants.



## REFERENCES

- Shun-ichi Amari. Natural gradient works efficiently in learning. *Neural Computation*, 10(2):251–276, 1998. doi: 10.1162/089976698300017746. URL <http://dx.doi.org/10.1162/089976698300017746>.
- Lei Jimmy Ba, Ryan Kiros, and Geoffrey E. Hinton. Layer normalization. *CoRR*, abs/1607.06450, 2016. URL <http://arxiv.org/abs/1607.06450>.
- David Balduzzi, Marcus Frean, Lennox Leary, J. P. Lewis, Kurt Wan-Duo Ma, and Brian McWilliams. The shattered gradients problem: If resnets are the answer, then what is the question? *CoRR*, abs/1702.08591, 2017. URL <http://arxiv.org/abs/1702.08591>.
- Yoshua Bengio, Patrice Y. Simard, and Paolo Frasconi. Learning long-term dependencies with gradient descent is difficult. *IEEE Trans. Neural Networks*, 5(2):157–166, 1994. doi: 10.1109/72.279181. URL <http://dx.doi.org/10.1109/72.279181>.
- Artem N. Chernodub and Dimitri Nowicki. Norm-preserving orthogonal permutation linear unit activation functions (OPLU). *CoRR*, abs/1604.02313, 2016. URL <http://arxiv.org/abs/1604.02313>.
- Junyoung Chung, Sungjin Ahn, and Yoshua Bengio. Hierarchical multiscale recurrent neural networks. *CoRR*, abs/1609.01704, 2016. URL <http://arxiv.org/abs/1609.01704>.
- Djork-Arné Clevert, Thomas Unterthiner, and Sepp Hochreiter. Fast and accurate deep network learning by exponential linear units (elus). *CoRR*, abs/1511.07289, 2015. URL <http://arxiv.org/abs/1511.07289>.
- Tim Cooijmans, Nicolas Ballas, César Laurent, and Aaron C. Courville. Recurrent batch normalization. *CoRR*, abs/1603.09025, 2016. URL <http://arxiv.org/abs/1603.09025>.
- Jeffrey L Elman. Finding structure in time. *Cognitive science*, 14(2):179–211, 1990.
- Xavier Glorot and Yoshua Bengio. Understanding the difficulty of training deep feedforward neural networks. In *Proceedings of the Thirteenth International Conference on Artificial Intelligence and Statistics, AISTATS 2010, Chia Laguna Resort, Sardinia, Italy, May 13-15, 2010*, pp. 249–256, 2010. URL <http://www.jmlr.org/proceedings/papers/v9/glorot10a.html>.
- Xavier Glorot, Antoine Bordes, and Yoshua Bengio. Deep sparse rectifier neural networks. In *Proceedings of the Fourteenth International Conference on Artificial Intelligence and Statistics, AISTATS 2011, Fort Lauderdale, USA, April 11-13, 2011*, volume 15 of *JMLR Proceedings*, pp. 315–323. JMLR.org, 2011. URL <http://www.jmlr.org/proceedings/papers/v15/glorot11a/glorot11a.pdf>.
- Alex Graves. Generating sequences with recurrent neural networks. *arXiv preprint arXiv:1308.0850*, 2013.
- David Ha, Andrew M. Dai, and Quoc V. Le. Hypernetworks. *CoRR*, abs/1609.09106, 2016. URL <http://arxiv.org/abs/1609.09106>.
- Kaiming He, Xiangyu Zhang, Shaoqing Ren, and Jian Sun. Deep residual learning for image recognition. *CoRR*, abs/1512.03385, 2015. URL <http://arxiv.org/abs/1512.03385>.
- Sepp Hochreiter and Jürgen Schmidhuber. Long short-term memory. *Neural computation*, 9(8):1735–1780, 1997.
- Gao Huang, Yu Sun, Zhuang Liu, Daniel Sedra, and Kilian Q. Weinberger. Deep networks with stochastic depth. In *Computer Vision - ECCV 2016 - 14th European Conference, Amsterdam, The Netherlands, October 11-14, 2016, Proceedings, Part IV*, pp. 646–661, 2016. doi: 10.1007/978-3-319-46493-0\_39. URL [http://dx.doi.org/10.1007/978-3-319-46493-0\\_39](http://dx.doi.org/10.1007/978-3-319-46493-0_39).
- Alexander G. Ororbia II, Tomas Mikolov, and David Reitter. Learning simpler language models with the delta recurrent neural network framework. *CoRR*, abs/1703.08864, 2017. URL <http://arxiv.org/abs/1703.08864>.
- Sergey Ioffe and Christian Szegedy. Batch normalization: Accelerating deep network training by reducing internal covariate shift. In *Proceedings of the 32nd International Conference on Machine Learning, ICML 2015*, volume 37 of *JMLR Proceedings*, pp. 448–456. JMLR.org, 2015. URL <http://jmlr.org/proceedings/papers/v37/ioffe15.html>.
- Diederik P. Kingma and Jimmy Ba. Adam: A method for stochastic optimization. *CoRR*, abs/1412.6980, 2014. URL <http://arxiv.org/abs/1412.6980>.

- Günter Klambauer, Thomas Unterthiner, Andreas Mayr, and Sepp Hochreiter. Self-normalizing neural networks. *CoRR*, abs/1706.02515, 2017. URL <http://arxiv.org/abs/1706.02515>.
- Ben Krause, Liang Lu, Iain Murray, and Steve Renals. Multiplicative LSTM for sequence modelling. *CoRR*, abs/1609.07959, 2016. URL <http://arxiv.org/abs/1609.07959>.
- Alex Krizhevsky and Geoffrey Hinton. Learning multiple layers of features from tiny images. Master’s thesis, Department of Computer Science, University of Toronto, 2009.
- David Krueger and Roland Memisevic. Regularizing rnns by stabilizing activations. *CoRR*, abs/1511.08400, 2015. URL <http://arxiv.org/abs/1511.08400>.
- David Krueger, Tegan Maharaj, János Kramár, Mohammad Pezeshki, Nicolas Ballas, Nan Rosemary Ke, Anirudh Goyal, Yoshua Bengio, Hugo Larochelle, Aaron C. Courville, and Chris Pal. Zoneout: Regularizing rnns by randomly preserving hidden activations. *CoRR*, abs/1606.01305, 2016. URL <http://arxiv.org/abs/1606.01305>.
- César Laurent, Gabriel Pereyra, Philemon Brakel, Ying Zhang, and Yoshua Bengio. Batch normalized recurrent neural networks. In *2016 IEEE International Conference on Acoustics, Speech and Signal Processing, ICASSP 2016, Shanghai, China, March 20-25, 2016*, pp. 2657–2661, 2016. doi: 10.1109/ICASSP.2016.7472159. URL <http://dx.doi.org/10.1109/ICASSP.2016.7472159>.
- Quoc V. Le, Navdeep Jaitly, and Geoffrey E. Hinton. A simple way to initialize recurrent networks of rectified linear units. *CoRR*, abs/1504.00941, 2015. URL <http://arxiv.org/abs/1504.00941>.
- Yann Le Cun, Ido Kanter, and Sara A Solla. Eigenvalues of covariance matrices: Application to neural-network learning. *Physical Review Letters*, 66(18):2396, 1991.
- Yann A LeCun, Léon Bottou, Genevieve B Orr, and Klaus-Robert Müller. Efficient backprop. In *Neural networks: Tricks of the trade*, pp. 9–50. Springer, 1998.
- Andrew L Maas, Awni Y Hannun, and Andrew Y Ng. Rectifier nonlinearities improve neural network acoustic models. In *Proc. ICML*, volume 30, 2013.
- Matt Mahoney. Large text compression benchmark: About the test data (<http://mattmahoney.net/dc/textdata>), 2011. URL <http://mattmahoney.net/dc/textdata>.
- Mitchell P Marcus, Mary Ann Marcinkiewicz, and Beatrice Santorini. Building a large annotated corpus of english: The penn treebank. *Computational linguistics*, 19(2):313–330, 1993.
- Dmytro Mishkin and Jiri Matas. All you need is a good init. *CoRR*, abs/1511.06422, 2015. URL <http://arxiv.org/abs/1511.06422>.
- Taesup Moon, Heeyoul Choi, Hoshik Lee, and Inchul Song. Rnndrop: A novel dropout for rnns in asr. In *Automatic Speech Recognition and Understanding (ASRU), 2015 IEEE Workshop on*, pp. 65–70. IEEE, 2015.
- Vinod Nair and Geoffrey E. Hinton. Rectified linear units improve restricted boltzmann machines. In *Proceedings of the 27th International Conference on Machine Learning (ICML-10), June 21-24, 2010, Haifa, Israel*, pp. 807–814, 2010. URL <http://www.icml2010.org/papers/432.pdf>.
- Behnam Neyshabur, Yuhuai Wu, Ruslan R Salakhutdinov, and Nati Srebro. Path-normalized optimization of recurrent neural networks with relu activations. In D. D. Lee, M. Sugiyama, U. V. Luxburg, I. Guyon, and R. Garnett (eds.), *Advances in Neural Information Processing Systems 29*, pp. 3477–3485. Curran Associates, Inc., 2016. URL <http://arxiv.org/abs/1605.07154>.
- Marius Pachitariu and Maneesh Sahani. Regularization and nonlinearities for neural language models: when are they needed? *CoRR*, abs/1301.5650, 2013. URL <http://arxiv.org/abs/1301.5650>.
- Razvan Pascanu, Çağlar Gülçehre, Kyunghyun Cho, and Yoshua Bengio. How to construct deep recurrent neural networks. *CoRR*, abs/1312.6026, 2013a. URL <http://dblp.uni-trier.de/db/journals/corr/corr1312.html#PascanuGCB13>.
- Razvan Pascanu, Tomas Mikolov, and Yoshua Bengio. On the difficulty of training recurrent neural networks. In *Proceedings of the 30th International Conference on Machine Learning, ICML 2013, Atlanta, GA, USA, 16-21 June 2013*, pp. 1310–1318, 2013b. URL <http://jmlr.org/proceedings/papers/v28/pascanu13.html>.
- Vu Pham, Christopher Kermorvant, and Jérôme Louradour. Dropout improves recurrent neural networks for handwriting recognition. *CoRR*, abs/1312.4569, 2013. URL <http://arxiv.org/abs/1312.4569>.

- Tim Salimans and Diederik P Kingma. Weight normalization: A simple reparameterization to accelerate training of deep neural networks. In D. D. Lee, M. Sugiyama, U. V. Luxburg, I. Guyon, and R. Garnett (eds.), *Advances in Neural Information Processing Systems 29*, pp. 901–909. Curran Associates, Inc., 2016. URL <http://arxiv.org/abs/1602.07868>.
- Stanislau Semeniuta, Aliaksei Severyn, and Erhardt Barth. Recurrent dropout without memory loss. *CoRR*, abs/1603.05118, 2016. URL <http://arxiv.org/abs/1603.05118>.
- Wenling Shang, Kihyuk Sohn, Diogo Almeida, and Honglak Lee. Understanding and improving convolutional neural networks via concatenated rectified linear units. *CoRR*, abs/1603.05201, 2016. URL <http://arxiv.org/abs/1603.05201>.
- Yuhuai Wu, Saizheng Zhang, Ying Zhang, Yoshua Bengio, and Ruslan Salakhutdinov. On multiplicative integration with recurrent neural networks. *CoRR*, abs/1606.06630, 2016. URL <http://arxiv.org/abs/1606.06630>.
- Bing Xu, Naiyan Wang, Tianqi Chen, and Mu Li. Empirical evaluation of rectified activations in convolutional network. *CoRR*, abs/1505.00853, 2015. URL <http://arxiv.org/abs/1505.00853>.
- Sergey Zagoruyko and Nikos Komodakis. Wide residual networks. *CoRR*, abs/1605.07146, 2016. URL <http://arxiv.org/abs/1605.07146>.
- Wojciech Zaremba, Ilya Sutskever, and Oriol Vinyals. Recurrent neural network regularization. *CoRR*, abs/1409.2329, 2014. URL <http://arxiv.org/abs/1409.2329>.
- Yanzhao Zhou, Qixiang Ye, Qiang Qiu, and Jianbin Jiao. Oriented response networks. *CoRR*, abs/1701.01833, 2017. URL <http://arxiv.org/abs/1701.01833>.
- Julian G. Zilly, Rupesh Kumar Srivastava, Jan Koutník, and Jürgen Schmidhuber. Recurrent highway networks. *CoRR*, abs/1607.03474, 2016. URL <http://arxiv.org/abs/1607.03474>.

## A SMEARED GRADIENTS IN DEEPLY STACKED RNNs

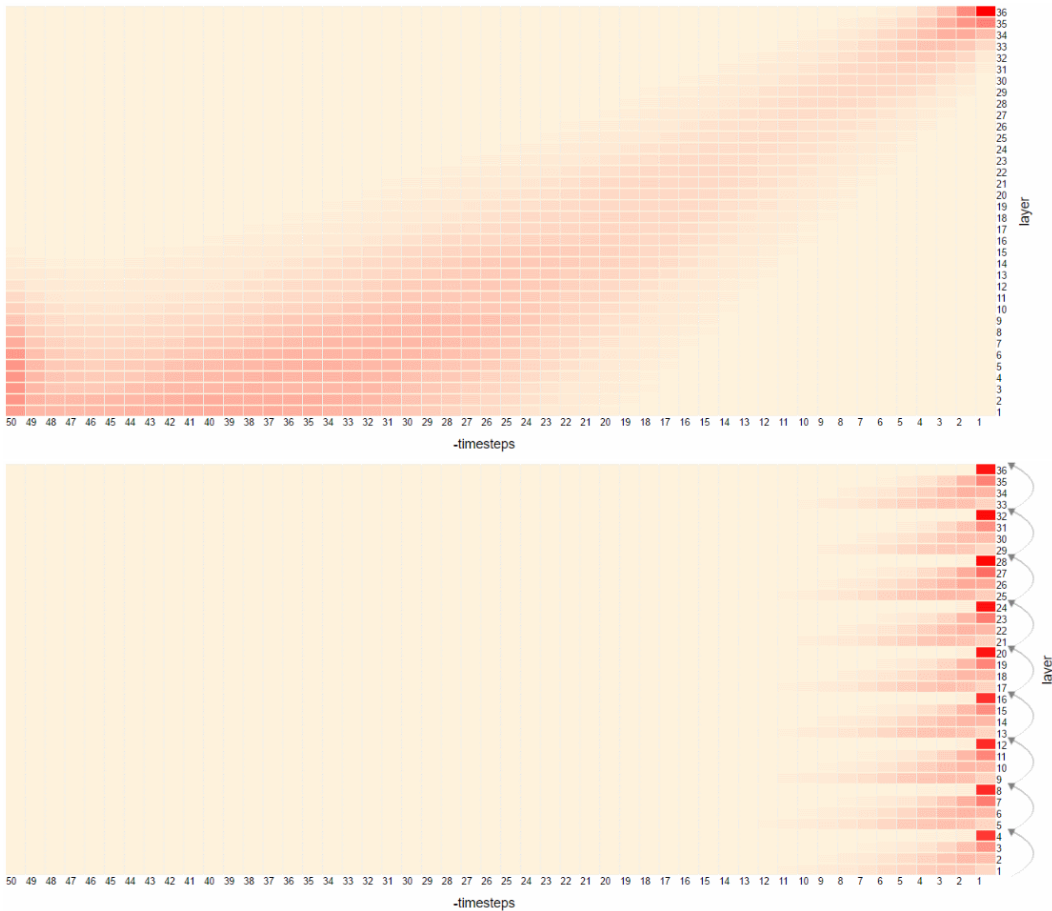


Figure 4: The L2 norm of the gradient on the output of each layer as it propagates back through time. The gradient was calculated for the last timestep per batch and backpropagated through time. This was computed for the first 10 batches in the learning process, and averaged over those. Maximal redness indicates the maximum gradient magnitude. **Top:** Without skip connections. **Bottom:** With skip connections. Both networks are 36-layer vanilla RNNs, with 256 bipolar ELU units, LSUV-initialized, trained on character-level Penn Treebank.

While LSUV initialization allows training to work in deeper stacks of RNN layers, even with LSUV we get into trouble when the stacks get deep enough (see Figure 5).

Looking at the gradient flow reveals what the problem is. When the horizontal connections  $W_i$  and the vertical connections  $U_i$  are of approximately equal magnitude, the gradient is distributed in equal parts vertically and horizontally. The effect of this can be seen in Figure 4 (top), where the gradient is smeared in a 45 degree angle away from its origin. This is undesirable: For example, in the 36 layer network, the error signal that reaches the first layer mostly relates to the inputs around 36 timesteps in the past.

As can be seen in Figure 4 (bottom), the problem is remedied by adding skip connections between groups of layers.

## B TRAINING LOSS CURVES

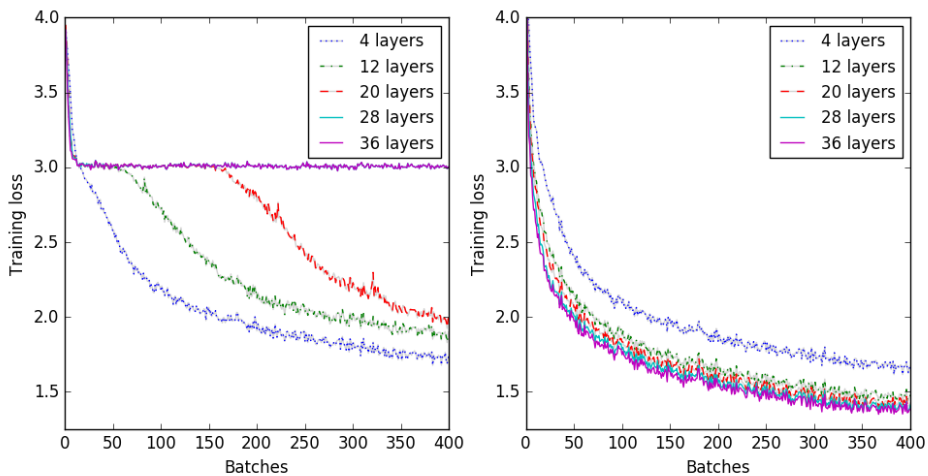


Figure 5: Skip connections help learning in deeply stacked LSUV-initialized RNNs. **Left:** Without skip connections. **Right:** With skip connections connecting groups of four layers. Both plots show training loss for vanilla RNNs with 256 bipolar ELU units per layer, LSUV-initialized, trained on character-level Penn Treebank.

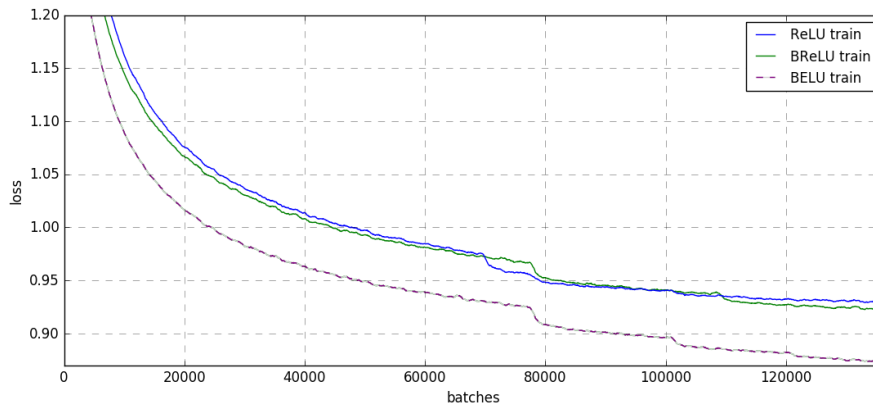


Figure 6: Training loss with various activation functions, in 36-layer RNNs on Penn Treebank. The BReLU-RNN has a lower training error than ReLU-RNN at all times where the curves are comparable (until the learning rate is cut on the ReLU-RNN). The BELU-RNN has the lowest training error of all. With the ELU-RNN, training diverged quickly.