

Chapter 1

Monte Carlo methods for massively parallel computers

Martin Weigel

*Applied Mathematics Research Centre, Coventry University
Coventry, CV1 5FB, United Kingdom
martin.weigel@complexity-coventry.org*

Applications that require substantial computational resources today cannot avoid the use of heavily parallel machines. Embracing the opportunities of parallel computing and especially the possibilities provided by a new generation of massively parallel accelerator devices such as GPUs, Intel's Xeon Phi or even FPGAs enables applications and studies that are inaccessible to serial programs. Here we outline the opportunities and challenges of massively parallel computing for Monte Carlo simulations in statistical physics, with a focus on the simulation of systems exhibiting phase transitions and critical phenomena. This covers a range of canonical ensemble Markov chain techniques as well as generalized ensembles such as multicanonical simulations and population annealing. While the examples discussed are for simulations of spin systems, many of the methods are more general and moderate modifications allow them to be applied to other lattice and off-lattice problems including polymers and particle systems. We discuss important algorithmic requirements for such highly parallel simulations, such as the challenges of random-number generation for such cases, and outline a number of general design principles for parallel Monte Carlo codes to perform well.

Contents

1. Introduction	2
2. Parallel computing	4
2.1. Performance and scaling	7
2.2. Parallel hardware	11
2.3. Algorithmic patterns	19
3. Canonical Monte Carlo	23
3.1. Checkerboard scheme	25
3.2. Random-hit algorithms	32
3.3. Cluster updates	34

3.4. Continuous spins	39
4. Random number generation	42
5. Generalized ensembles	49
5.1. Parallel Tempering	49
5.2. Multicanonical simulations	51
5.3. Wang-Landau update	55
5.4. Population annealing	56
6. Disordered systems	58
7. Summary	60
References	61

1. Introduction

The explosive development of computer technology over the past 40 years or so has not only led to pervasive changes of the industrial world and to the way we communicate, learn, work, and entertain ourselves, but it has also enabled an impressive success story of computational sciences.¹ In condensed matter and statistical physics, numerical methods such as classical and quantum molecular dynamics,² density functional theory³ and Monte Carlo simulations⁴ were initially developed in the late 1950s and early 1960s when the first digital computers became available. Before that, the tool set of theoretical physics was restricted to exact solutions for sufficiently simplified systems, mean-field type theories neglecting fluctuations, and perturbative methods such as the ϵ expansion and high-temperature series. Due to the limited computational power available, numerical techniques were not yet quite competitive, and some researchers considered them as inferior crutches for people allegedly lacking the brilliance for analytical work. It is very rare indeed that one hears such opinions expressed today, and simulations are now firmly established as an indispensable scientific method, a third pillar supporting the building of science besides those of experiment and analytical theory.⁴

This success is the result of two parallel developments: the enormous increase of computational power by a factor of at least 10^7 since the first digital computers appeared,⁵ but no less the development of ever more sophisticated simulation and other computational methods enabling calculations that were unfeasible with simpler techniques. For simulations in statistical physics the focus of advanced methods has been the study of systems experiencing phase transitions and critical phenomena as well as other effects of complexity such as exotic phases with slow relaxation. Here, one should name cluster updates^{6,7} that are effective in beating critical slowing down close to continuous phase transitions, multicanonical simulations^{8,9}

that allow to sample the suppressed co-existence region in systems undergoing first-order phase transitions, and exchange Monte Carlo^{10,11} that is currently the workhorse for simulations of systems with complex free energy landscapes such as spin glasses, but also methods of data analysis such as histogram reweighting and advanced methods of error analysis.^{12,13} Only combining both strengths, i.e., using advanced algorithms on sufficiently powerful hardware enables computer simulation studies to achieve the level of detail and precision required today.^a

On the computational side, the high-performance computing (HPC) setups available today are highly parallel in nature, and no further significant increase of serial execution speeds of silicon based computing can be expected.¹⁶ Some of the best performance results, especially in terms of FLOPs per Watt, are now achieved by parallel accelerator devices such as GPUs, Intel's Xeon Phi and FPGAs. For computational scientists one of the most pressing current challenges is hence the efficient implementation of existing algorithms on such massively parallel hardware, but also, if possible, the design of new algorithms particularly well suited for highly parallel computing. The purpose of the present chapter is to provide some guidance for the practitioners of Monte Carlo methods particularly in statistical physics as we are moving further into the era of parallel computing. The focus is on simulations of spin models on graphics processing units and using a wide range of algorithms, but we will see that many of the general concepts and design principles are also useful for simulations of different lattice and continuum models and for different hardware such as MPI clusters and Intel's Xeon Phi family of co-processors.

The rest of the chapter is organized as follows: Section 2 discusses the necessary background in parallel computing, including some standard algorithmic patterns for efficient parallelism, as well as the relevant parallel hardware including, in particular, an outline of the most important architectural features of graphics processing units. In Sec. 3 we discuss implementations of standard local-update algorithms, such as the Metropolis and heatbath updates for the example of discrete spin models. While these can be realized rather straightforwardly using domain decompositions, we next turn to non-local cluster algorithms that are more difficult to paral-

^aConsider, for instance, the problem of simulating the two-dimensional Ising model. The Metropolis algorithm has a dynamical critical exponent of $z = 2.17(1)$,¹⁴ while a recent estimate for the exponent of the Swendsen-Wang algorithm is $z = 0.14(1)$.¹⁵ Assuming scaling amplitudes of approximately one in the law $\tau \sim L^z$ of the autocorrelation times, this results in an algorithmic speedup of 2×10^7 for a realistic system size $L = 4096$, well comparable to the total increase in computational power in the past 40 years.

lelize efficiently as they operate on clusters that percolate at the critical point. Finally, we discuss the specific problems of simulating systems with continuous variables on GPU, that arise due to the performance penalty paid for double precision floating point arithmetics on such devices. Section 4 is devoted to a discussion of random-number generation in highly parallel environments, where the availability of a large number of uncorrelated streams of random numbers is required. In Sec. 5 we turn to parallel implementations of generalized-ensemble simulations, discussing the cases of parallel tempering, multicanonical and Wang-Landau simulations, and a variant of so-called sequential (non Markov-chain) Monte Carlo known as population annealing^{17,18} that has recently attracted some attention.¹⁹ Section 6 is devoted to a discussion of the specific challenges and opportunities that are held by parallel machines for the treatment of systems with random disorder, where the necessary quenched average provides the possibility for embarrassingly parallel implementations. Finally, Sec. 7 contains our conclusions.

2. Parallel computing

Gordon Moore's prediction from 1965 of a doubling of the number of transistors every two years has been a surprisingly accurate description of the development of integrated circuits over the last four decades.⁵ Figure 1 (left) illustrates this for the case of Intel CPUs showing an increase by 7 orders of magnitude from about 1000 transistors in 1970 up to almost 10^{10} transistors today. Although there are clearly physical limits to this development, these are not yet seen in processors today and hence the development can be expected to continue unabated for a while. Another characteristic of computer processors, however, the clock frequency, which for decades showed an equally dynamic increase, started to settle down at around 3 GHz in 2003, see the data of historic CPU clock frequencies shown in the right panel of Fig. 1. It turns out that an increase of clock frequencies beyond a few GHz is not practically feasible for commodity hardware, mostly because the electrical power consumption increases dramatically with the frequency^b and there is a natural limit to the maximal power density that can be dissipated with conventional cooling methods. Due to the leveling off of clock frequencies, but also through further effects including limita-

^bThe dynamic power consumption is in fact given by $P \propto V^2 f$, where V is the operating voltage and f the frequency.²⁰ Since, however, the highest operating frequency f is itself proportional to the voltage V , in total $P \propto f^3$.

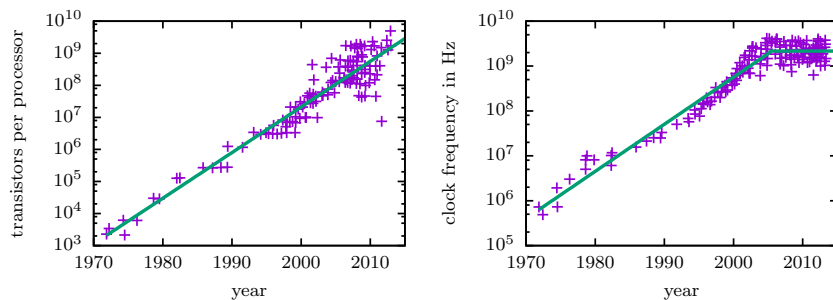


Fig. 1. Left: number of transistors on commodity processors as a function of their release year. The line shows a pure exponential fit to the data, illustrating the validity of Moore's law.⁵ This fit implies a doubling about every 2.1 years. Right: clock frequencies of the same CPUs, showing the leveling off of (approximately exponential) frequency increases around 2003. The data are adapted from Ref. [20].

tions in exploiting instruction-level parallelism and the fact that speeds of memory technologies have not developed as dynamically as those of processing units, recently there has been hardly any relevant improvement in the speed of serial programs on standard processors. For decades, scientific and application programmers have been in the comfortable situation that the same serial program could be run on a series of generations of processors and its speed would improve exponentially according to Moore's law, thus allowing scientists to study ever larger system sizes and all users to process bigger data sets with the same codes as time progressed. This development has now come to an end.

The way that Moore's law continues to hold while serial performance has reached a limit is, of course, through the introduction of more and more parallel cores. Typical CPUs are now multi-core with up to a few ten cores, accelerator devices such as Intel's MIC (Xeon Phi) architecture are many-core with dozens to hundreds of cores and GPUs offer several thousand cores in one device. In short, all computers are now parallel, from multi-core processors in mobile phones up to the top machines in the TOP500 list of supercomputers with millions of cores.²¹ Consequently, programs that make efficient use of present-day machines must be parallel codes. While modern compilers have some capabilities of automatic parallelization, these are quite limited and they will typically not generate code that scales well on machines with different numbers of cores. Apart from any shortcomings in the compilers themselves, this is mainly a consequence of the serial nature of the prevalent programming languages themselves which produce what

could be called implicit serialism: if a task requires several different steps, these must be written in sequence in a serial language, for example as a list of function calls; a compiler cannot always decide whether such steps are independent and hence could be performed in parallel, or whether some of them have side effects that influence the other steps. Similarly, loop constructs cannot be parallelized automatically when they contain pointer arithmetic or possibilities for overlapping index ranges. Other examples occur for sums or more general reductions involving floating-point numbers: due to the limited accuracy such operations are not commutative, and a reordering of the sum will lead to a (most often slightly) different result, typically disabling automatic parallelization to ensure consistency, although the ensuing rounding differences might be perfectly acceptable in a given application. Programs in serial languages and the tools to process them contain many such serial assumptions. As today programming is in fact parallel programming, it is crucial to get rid of the implicit assumption of seriality in thinking about algorithms and augment if not replace the well-known serial algorithmic building blocks (such as iteration, recursion etc.) by parallel ones (such as fork-join or scatter).²⁰

A variety of parallel programming languages or language extensions have been proposed to support this transition. MPI is the de facto standard for distributed memory machines such as cluster computers.²² OpenMP is very popular for shared memory machines such as single nodes with (one or several) multi-core processors, especially for applications in HPC. Its explicit representation of threads allows fine control in specific situations, but a single code will typically not scale well across many different types of hardware ranging from embedded systems to supercomputers. This goal is more easily achieved using language extensions such as Threading Building Blocks (TBB), Array Building Blocks (ArBB), or Cilk Plus.²⁰ Finally, frameworks for accelerator devices, in particular GPUs, include the vendor-specific Nvidia CUDA toolkit as well as OpenCL.²³ A detailed discussion of different programming models is clearly outside of the scope of the present chapter and the interested reader is referred to the literature, for instance the excellent Ref. [20]. Although there are many differences between these approaches, a general goal of any such framework must be the creation of scalable code that is able to run efficiently on any amount of parallel hardware and in a performance portable manner, promising decent efficiency also on the next generation of machines. Other desirable features are *composability*, i.e., the possibility to use all language features together in the same code, as well as *determinism*, i.e., a guarantee that each invocation

of the program leads to identical results. The latter feature is very useful for testing and debugging purposes and it is natural for serial codes, but in some cases it might be difficult to achieve (and detrimental to performance) in parallel programs where the scheduling of individual threads is typically outside of the programmer's control.

The two basic strategies for parallelization are data parallelism and functional decomposition. While the latter can create a limited amount of parallel work, it is clear that only data parallelism, for example in the form of domain decomposition, creates a number of tasks that scales with the size of the problem. This will also be most often the type of parallelism encountered in simulation codes where different parts of the system are assigned to different threads. Functional parallelism, on the other hand, could occur in the present context for complex simulations on heterogeneous machines with accelerators, where only parts of the calculations (for example force-field evaluations) are offloaded to the accelerators and the remaining computations are run on the host machine.²⁴ It is sometimes also useful to distinguish regular and irregular parallelism, where the regular kind has predictable and regular dependencies such as for the case of matrix multiplication, while irregular parallelism could occur in a parallel evaluation of a search tree through a branch-and-bound strategy, such that some branches and hence parallel tasks are terminated early through the bounding step. As we will see below in Sec. 3.3, irregular parallelism occurs in the tree-based methods for cluster updates of spin models. In terms of mechanisms, parallel computation can be through threads or through vector parallelism. Threads have a separate control flow, while vector calculations apply the same instructions to a vector of data elements in parallel. Clearly, thread parallelism can emulate vector parallelism. As we shall see below for the case of GPUs, vector parallelism can also emulate thread parallelism through the masking out of operations for some of the data elements (lanes) of the vector (Sec. 2.2). Such vector parallelism hence creates pseudo-threads sometimes called fibers.

2.1. Performance and scaling

Ideal parallel programs will run efficiently on a wide range of hardware with possibly very different numbers of cores. Code that achieves such performance portability cannot explicitly depend on the features of particular hardware, for example its specific memory hierarchy. This approach can achieve good but generally not optimal performance. In HPC applications,

and space are cheaper. Fetching close-by memory locations together makes the best use of bus bandwidth, reusing close-by data makes the best use of caches. As a general rule, memories that are further remote from the compute units have slower connections and higher latencies, so memory transactions should be restricted to local memories as much as possible. This might involve choosing chunk sizes that fit into cache, the reorganization of the memory layout to ensure that subsequent accesses are to nearby locations, or padding to achieve the required memory alignment. As memory transactions are so expensive, it is important to ensure sufficient arithmetic intensity of computations — sometimes it is cheaper to recompute intermediate results than to read them from memory.

- **Parallel slack:** providing more parallel tasks than cores are available improves efficiency. It might be tempting to break a problem into exactly as many threads as can be run in parallel on the available hardware, but this is typically not optimal. Having more threads than cores allows the scheduler to hide memory latencies by putting thread groups waiting for memory accesses into a dormant state while reactivating other thread groups that have received or written their data. In general, it is best to break the calculation into the smallest units that can still amortize the overhead of scheduling a thread.

The main aspects of computational performance concern *latency*, i.e., the total time it takes to finish a single calculation, as well as *throughput*, i.e., the rate at which a sequence of calculations can be performed. Increasingly, also the power consumption of a calculation is considered as a separate performance metric.²⁶ Depending on the application, the reduction of latency or the improvement of throughput might be the main goal of optimization. The most common metric is the *speedup in latency*,

$$S_p = \frac{T_1 W_p}{W_1 T_p},$$

where T_1 (T_p) is the latency and W_1 (W_p) denotes the workload of the problem with one worker (p workers). The speedup per worker, S_p/p , is known as *parallel efficiency* which indicates the return on adding an additional worker. Clearly, the ideal efficiency is 100% corresponding to linear speedup, although in some unusual circumstances one finds $S_p/p > 1$ due, for example, to cache effects. In determining parallel speedup, one should compare to the best serial program available, even if it uses a different al-

gorithm. The corresponding absolute speedup arguably provides a fairer comparison than the relative speedup of running the parallel code with just one thread. In a similar way one can also define and analyze the speedup in throughput. An essential aspect of parallel performance theory relates to the scaling of performance with p . Two important limits relate to the cases of a fixed amount of work W performed with a variable number p of processors, corresponding to *strong scaling*, and the situation where the problem size and hence the amount of work are scaled proportional to p , known as *weak scaling*. In the strong scaling scenario with work W , the latency of the serial program is proportional to W , $T_1 = tW$. If we assume that the work decomposes into parallelizable and intrinsically serial parts, $W = W_{\text{par}} + W_{\text{ser}}$, the latency for the parallel execution satisfies $T_p \geq t(W_{\text{ser}} + W_{\text{par}}/p)$ and hence the maximal parallel speedup is limited by

$$S_p = \frac{T_1 W}{T_p W} \leq \frac{W_{\text{ser}} + W_{\text{par}}}{W_{\text{ser}} + W_{\text{par}}/p}.$$

If the serial part makes up a constant fraction f of the work, $W_{\text{ser}} = fW$ and $W_{\text{par}} = (1 - f)W$, we have

$$S_p \leq \frac{1}{f + (1 - f)/p} \quad (1)$$

and hence the speedup is limited by $S_\infty \leq 1/f$ such that, for example, an algorithm that has 10% intrinsically serial calculations cannot be sped up beyond a factor of ten, no matter how many cores are available. Eq. (1) is known as Amdahl's law.²⁷

In practice, problem sizes are often scaled with the number of available cores, and so the assumption of constant work might not be appropriate. If, instead, the parallel work increases proportional to p , i.e.,

$$W_p = W_{\text{ser}} + pW_{\text{par}} = fW_1 + p(1 - f)W_1,$$

where it was again assumed that the not-parallelizable work makes up a fraction f of W_1 , and we consider the work done in a fixed time budget T , the speedup in latency becomes

$$S_p = \frac{TW_p}{TW_1} = f + (1 - f)p, \quad (2)$$

which is asymptotically proportional to p as $p \rightarrow \infty$. The relation of Eq. (2) is referred to as Gustafson-Barsis law for weak scaling.²⁸

A more fine grained analysis of parallel performance of algorithms is possible in the work-span model outlined above. There, the time for one

worker, $T_1 = tW$, is called the work, choosing units such that $t = 1$ for simplicity. The time T_∞ for an infinite number of workers is called the span. It corresponds to the length of the longest chain in the execution graph for an infinite number of workers. We easily see that $S_p \leq p$, so super-linear speedup is impossible in this model. On the ideal machine with greedy scheduling, adding a processor can never slow down the code, such that

$$S_p = \frac{T_1}{T_p} \leq \frac{T_1}{T_\infty},$$

so the speedup is limited by the ratio of work and span. If the work consists of perfectly parallelizable and imperfectly parallelizable parts, the latter will take time T_∞ , irrespective of p . The former then takes time $T_1 - T_\infty$ when using one worker and, as it is perfectly sped up by additional cores, time $(T_1 - T_\infty)/p$ with p workers. As at least one worker needs to be dealing with the imperfectly parallelizable part, this provides an upper bound known as Brent's lemma,²⁰

$$T_p \leq (T_1 - T_\infty)/p + T_\infty,$$

which provides a *lower* bound on the parallel speedup. From this, a good practical estimate for T_p can be derived noting that for problems suitable for parallelization we must have $T_1 \gg T_\infty$ and hence

$$T_p \approx T_1/p + T_\infty.$$

Hence it is clear that the span is the fundamental limit to parallel scaling. From Brent's lemma one derives that if for $S_\infty = T_1/T_\infty \gg p$, i.e., if the theoretical maximal speedup is much larger than the actually available parallelism, the speedup is approximately linear, $S_p \approx p$. Hence it is good to have sufficient *parallel slack*, a standard recommendation is $S_\infty/p \geq 8$. This is called over-decomposition.

2.2. Parallel hardware

While a number of general design principles, most notably the concepts of data locality and parallel slack outlined above, will contribute to good performance of parallel programs independent of the hardware, a substantial fraction of the peak performance can typically only be achieved with some tailoring to the hardware to be used.

A common classification of parallel processing paradigms relates to the way that control flow and data are combined:²⁹ single instruction, single

data (SISD) setups correspond to standard serial processing; single instruction, multiple data (SIMD) approaches imply vector processing with an array of functional units performing identical calculations on different data elements; multiple instruction, multiple data (MIMD) corresponds to separate instruction streams, each applied to their own data sets — this is implemented in a cluster computer. Another classification concerns memory organization: in shared memory machines each compute element can access all data, whereas in distributed memory setups this is not possible. Cluster machines are examples of the latter type, where data between different nodes can only be accessed after explicitly communicating it between them. Each node, on the other hand, will typically feature several cores that operate a shared memory setup between them.

Parallelism occurs in current hardware at many different levels. At the scope of a single CPU core there is instruction-level parallelism in the form of superscalar execution of serial instructions, through hardware multi-threading and vector instructions in extensions such as SSE and AVX. These features are generally hard to configure explicitly unless programs are written in assembly language, and they will often only be activated through certain compiler optimizations. Modern CPUs come with multiple cores and hence can run multiple, and possibly many, threads. Such parallelism is typically only accessible to programs that are explicitly parallel, using multi-threading language extensions such as OpenMP, TBB, ArBB or Cilk Plus. To ensure good performance, data locality needs to be respected, and it is hence important to understand the memory hierarchy of multi-core CPU systems: the functional units are equipped with a moderate number of very fast registers, and a cascade of cache memories (typically L1, L2 and L3) translates accesses down to the main memory of the machine. In general, bandwidths decrease and latencies increase as the hierarchical (and thus the physical) distance of memory locations to the compute units increases. Caches are typically organized in lines of 64 or 128 bytes, and each access to main memory fetches a full cache line, thereby accelerating accesses to nearby memory locations. Only coherent accesses therefore allow to achieve transfer rates close to the theoretical memory bandwidths. Finally, there is also a virtual memory system underneath the actual physical memory, swapping pages of unused memory out to disk as required, and a lack of memory locality will lead to frequent page faults that are immensely expensive on the timescale of the CPU clock.

A relatively recent addition to the arsenal of parallel hardware are accelerator devices such as GPUs, Intel's MIC (many integrated core) pro-

processors, and field-programmable gate arrays (FPGAs). GPUs and MIC devices provide a large number of relatively simple compute cores packaged on a separate device which is used to offload expensive calculations that are well suited for parallel execution. While GPUs use specific programming models (see below), the Intel MIC architecture appears to the user like a standard multi-core system with particularly many cores (currently around 60), supporting most of the standard development tool-chain. FPGAs, on the other hand, are integrated circuits that can be reconfigured on demand to implement an algorithm in hardware. While traditionally, this could only be achieved by experts in circuit development using a hardware description language, it is now possible to use general-purpose programming languages (with suitable extensions) to configure FPGAs, for example OpenCL.³⁰ For particular parallel applications, FPGAs can provide higher performance at a lower power consumption than any other parallel hardware.

GPUs operate at a sweet spot of parallel computing in that they provide very substantial parallelism with the availability of several thousand parallel hardware threads, but without requiring an expensive distributed memory machine such as a cluster computer. As most of the implementations presented in the application part of this chapter have been realized for GPUs, we discuss their architecture in somewhat more detail here. Clearly, GPUs have been designed for the efficient rendering of (mostly 3D) computer graphics, a task that involves the parallel manipulation of many 3D objects, the mapping of textures, and the simultaneous projection of a scene onto the millions of pixels in an image frame. Driven by the large sums of money available through the gaming industry, GPUs are hence highly optimized to perform well for these massively parallel and very predictable tasks. For a number of generations, their peak performances have substantially exceeded those of CPUs released at the same time, with the recently announced Volta generation V100 Nvidia GPU promising a single-precision floating point performance of up to 15 TFLOPs per device. The main reason for this lead in performance is a difference in design goals: current CPUs are optimized to deliver the best possible serial performance under an unpredictable, interactive load. To achieve this, a large proportion of the available die space is devoted to pipelining, branch prediction, and similar control logic that helps to improve single-thread performance, as well as a hierarchy of relatively large cache memories that are required since locality of memory accesses under a mixed interactive load cannot be ensured. GPU dies of the same complexity, on the other hand, feature a much larger number of actual compute units, much lighter control logic and smaller cache

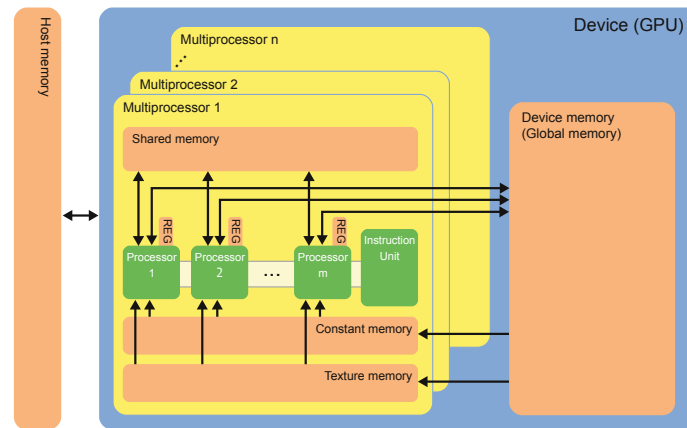


Fig. 3. Schematic of the architecture of GPU devices, using the terminology of Nvidia CUDA.

memories. In an interactive load situation they would not perform well, but for repetitive and highly parallel calculations they can deliver exceptional performance. This makes them ideal vehicles for general-purpose scientific calculations (GPGPU).³¹

The two main players in the high-end GPU market are Nvidia and AMD. Although the actual performances of corresponding boards from both vendors are about similar, Nvidia GPUs are much more firmly established as accelerator devices in HPC. This is, in part, due to a rather well developed eco-system of development tools, and supporting application libraries. The standard model for programming Nvidia GPUs is through the proprietary CUDA framework,³² providing a C/C++ language extension with the associated compiler, performance analysis tools and application libraries. Less machine specific frameworks such as OpenCL and OpenACC are also available, and can also be used for programming AMD GPUs. Due to limitations in the accessible features and a lack of fine-grained control they are somewhat less popular for Nvidia GPUs applied in HPC, but they provide portable code that can run on GPUs of different vendors and even multi-core CPU systems. Figure 3 shows a schematic of the general layout of a GPU device. It consists of a number of multi-core processors (known as “streaming multiprocessors” for Nvidia devices) with the associated local, *shared memory* and a common *global memory* per device. The number of cores per multiprocessor is between 32 and 192 in Nvidia cards ranging through the Fermi, Kepler, Maxwell, and Pascal series, and each GPU card comes with

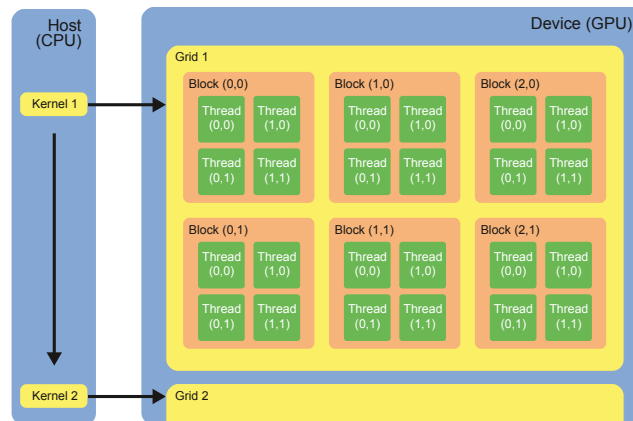


Fig. 4. Execution configuration of device code in the form of a grid of thread blocks.

a few tens of multiprocessors, thus totaling in several thousand cores for the larger cards. The associated compute model features elements of SIMD and MIMD systems which sometimes is called single instruction, multiple threads (SIMT). It corresponds to a tiled SIMD architecture, where each multiprocessor has SIMD semantics, but the vector lanes are promoted to fibers with the possibility of divergent control flow through the masking out of lanes for branches that they do not take. These threads are very lightweight and the overhead for their scheduling is minimal. As groups of 32 threads (a *warp*) are scheduled together on a single SIMD processor, it is important to minimize thread divergence using masking as it severely impedes performance.²³

The main control flow of programs in CUDA (and similarly for OpenCL) is executed on CPU, and it contains particularly labeled device functions (known as *kernels*) that offload specific calculations to the GPU device. The particular arrangement of threads to be used for a kernel invocation is known as the *execution configuration*, and it describes a grid of thread blocks. This is illustrated in Fig. 4. Each block is scheduled to execute on a single SIMD processor. Its threads can communicate (and synchronize) via the shared memory area local to it. Threads in different blocks cannot directly communicate, and synchronization of all threads in a grid can only happen through returning to CPU code.^c More recent cards and

^cNote that there are some advanced features allowing for limited communication between

driver versions also allow for dynamic parallelism, where additional threads can be spawned from within kernel code.³³ The most important available memories are illustrated in Fig. 3. Moving from registers through shared memory to global memory, the latencies for accesses increase dramatically and the bandwidths decrease correspondingly. Additionally, Nvidia cards feature L1 and L2 caches also. While these have the usual associative cache line behavior, shared memory is allocated and managed explicitly by the threads in a block. It is fast but very small, at most 48 KB per block, so must be used wisely. GPU devices can only be run as accelerators attached to a CPU node. They are connected through the PCI-e bus and any data that is required as input or output must be transferred from the CPU to the GPU main memory explicitly. This is of particular importance for hybrid codes that perform part of the calculations on CPU and for multi-GPU programs. Such transfers can be interleaved with calculations, however, and in some cases this allows to completely hide these memory transfer latencies. As an extension, it is also possible to enable a unified virtual address space, such that the same pointers can be used across CPU and GPU memories, and data are automatically transferred across the PCI bus as required by the access patterns.

It is not possible in the framework of the present chapter to provide a comprehensive discussion of programming models for GPUs and, in particular, give an introduction to the CUDA or OpenCL language extensions. A number of good books and online resources fill this gap, see, e.g., Refs. [23,33–35]. It will suffice for the present purposes to provide a list of issues to consider in order to achieve good performance, roughly in the order of their relevance:

- **Memory coalescence:** each cached access to global memory fetches or writes a full cache line of 128 bytes. If only a single 4-byte word of this data is actually used, the efficiency of bus usage is extremely poor. In ideal access patterns, the 32 threads of a warp access memory locations in the same 128 byte cache line, leading to 100 % efficiency of memory accesses. The actual performance penalty for misalignment depends on whether accesses are cached in L1 (128 byte cache lines) or in L2 only (32 byte segments). Improving memory coalescence implies good data locality and will typically involve rearranging multi-dimensional arrays in memory

different blocks from within a kernel, including atomic operations as well as memory fence functions. For details see the CUDA C Programming Guide.³³

such that the fastest-changing index corresponds to neighboring threads in a block.

- **Parallel slack:** accesses to shared memory typically take tens of clock cycles, accesses to global memory at least hundreds of cycles. These memory latencies can be hidden away by the scheduler if there is enough parallel slack. Once a warp issues a high-latency memory transaction, it is taken off the compute units into a dormant state and another warp with completed memory transaction is activated instead. As a rule of thumb, optimal performance is achieved with a parallel slack of at least 8–10 times the number of available cores, implying several ten thousand threads per grid on high-end GPUs.
- **Occupancy:** There are limits to the total number of resident threads (2048 on recent Nvidia cards) and the total number of blocks (16–32) per SIMD processor. Additionally, the number of registers per thread requested by a given kernel can further limit the total number of threads and blocks that can be assigned to a multiprocessor at any given time. To the extent that a limitation in register usage does not impede performance, maximum throughput is typically achieved by maximizing the occupancy of threads on each SIMD processor.^d Also, it is generally best to choose the total number of blocks to be a multiple of the number of SIMD processors of the device used.
- **Shared memory:** explicit caching of data in shared memory can lead to massive performance improvements compared to direct accesses to global memory. Advantages will be larger the more often data loaded into shared memory are reused. A common pattern is to load a tile of the system into shared memory, update it there and then write the result back to global memory. For best performance, the different threads in a warp need to access shared memory locations in different banks to avoid bank conflicts.³⁴
- **Arithmetic density and data compression:** as the arithmetic peak performance of GPU devices is enormous, many codes are limited by the practically achieved bandwidth of memory transfers, i.e., moving the data to and from the compute units. If this is the case, the optimization strategy must be a combination of improving memory throughput and reducing the amount of data that

^dThe CUDA toolkit provides an occupancy calculator spreadsheet to help determine the right parameters.³²

needs to be transferred. Throughput can be mainly improved by ensuring coalescence of memory accesses. A reduction of memory transfers results from a good use of shared memory and caches, but also from the most compact storage of data. If, for instance, a dynamic degree of freedom is an Ising spin corresponding to one bit of information, it is wasteful on memory bandwidth to store it in a 32-bit word. Instead, it should be stored in an 8-bit variable or several spins should be packed as individual bits into a longer word. In a situation where performance is memory bound, it should be attempted to increase the arithmetic intensity of the relevant kernel. For instance, it can be beneficial to recalculate intermediate results instead of re-reading them from (or even storing them in) main memory.

- **Floating-point calculations:** Floating-point operations in double precision are significantly more expensive on GPUs than single-precision calculations. The typical performance penalty for using double precision ranges between two and eight on recent Nvidia cards, where the best double precision performance is only available on the much more expensive Tesla series of GPGPU cards, but not on the otherwise very similar gaming and consumer cards. On CPUs such effects are typically not as pronounced. In practice the speed of many programs will not be only determined by floating-point performance, such that the overhead for using double precision might be less dramatic than indicated above. In general sticking to single precision or some form of mixed precision calculations, where some intermediate results are stored in single (or even half) precision and only sums over large numbers of elements use double (or higher) precision, can be useful strategies. Another aspect of floating-point performance on GPUs is the availability of hardware units for the evaluation of certain special functions such as square roots, exponentials, logarithms and trigonometric functions in single precision.²³ These have somewhat reduced precision but much higher performance than the software versions.³⁶
- **Thread divergence:** The individual SIMD processors emulate threads by masking out vector lanes to which a certain code branch does not apply. For a conditional, this means that all branches are evaluated serially with all threads to which the current branch does not apply masked out. Having n branches with the same computational effort hence increases the worst-case total runtime (at least)

by a factor of n . Since scheduling happens on the level of warps (of 32 threads on Nvidia cards), it will improve performance if it can be ensured that all threads of a warp take the same execution branch as otherwise the different paths will be serialized. In particular, one should avoid the use of block-wide thread synchronization in divergent code as it will slow down the execution of all warps.

As we shall see for some of the examples below, taking the above optimization considerations into account can turn a very moderate GPU speedup against serial code which is comparable to that achievable by parallelizing the CPU code into a several hundredfold speedup against the serial program.

2.3. Algorithmic patterns

It is not possible within the scope of the present chapter to discuss in detail general parallel algorithms and their implementation with the help of the available language extensions such as MPI, Cilk Plus, or CUDA. To help avoid running into the ubiquitous *serial traps*, i.e., unnecessary assumptions in coding deriving from the general serial execution assumption commonplace until recently, and to ease the transition from a serial to a parallel mindset required now for practitioners developing computer simulation codes, it appears useful, however, to provide an overview of the most pertinent general algorithmic *patterns* or algorithm skeletons.³⁷ To this end we follow closely the excellent exposition in Ref. [20].

The most basic pattern, which applies to serial and parallel programs alike, is the ability to stack patterns, i.e., to replace a certain task in an algorithmic pattern by another pattern and to do so hierarchically up to an essentially arbitrary recursion depth. This ability, which is equivalent to the composability of functions in mathematics, is called *nesting*. In serial computing, nesting is mostly straightforward: the body of a loop, for example, can contain another loop or a conditional statement etc. In parallel algorithms problems can arise when the nesting is allowed to be dynamic, i.e., it grows with the size of the problem. This can create an unbounded number of parallel threads as the input size increases, such that efficient implementations need to decouple the potential parallelism resulting from the nested algorithm from the actually available hardware parallelism.

2.3.1. Control flow

A natural distinction arises between control flow patterns and data management patterns. Regarding control flow, serial patterns are rather straightforward and mostly correspond to the elementary features available in most (procedural) languages. The *sequence* pattern expresses the sequential execution of several tasks. Although there might not actually be any dependence between the elements of a sequence, a serial program will always execute them in the given order. Optimization phases of compilers and even the control logic of modern processors (“out-of-order-execution”) in some cases will change the order of execution in a sequence, however, if their analysis allows to ascertain that the results will be unchanged. The *selection* pattern corresponds to conditional execution, usually expressed in an if statement. *Iteration* is the main serial pattern for accommodating variably-sized inputs. A common strategy for parallel computing is the (possibly automatic) parallelization of loops, but in many cases the simplest approaches fail due to data dependencies between the iterations. Finally, the *recursion* pattern (which is absent in some languages such as Fortran 77), can often (but not always) be expressed by iteration also, but sometimes allows for much simpler code. It is the natural match for divide-and-conquer strategies.

Parallel control flow patterns are not quite as universally well known. The basic examples generalize the serial patterns discussed above. If a sequence of tasks is actually independent, *fork-join* can be used to run them in parallel. After their completion execution returns to a single thread. Typically, such independence is only relative, however, and the results of a task are needed at some point later on in the program, such that some communication of forked threads is required. Typically this is through synchronization points (barriers), where all threads of a certain fork point need to have completed a certain part (or all) of their task. Other parallel control patterns are mostly generalizations of the iteration mechanism. The most important is *map*, where a function is applied to each element of an index set. This corresponds to a serial loop where each iteration is independent of the others, which is the case that is also handled well by compiler-level parallelization. If the strict independence of elemental operations is relaxed, and each application of the function has access also to certain neighboring elements in the input vector, one speaks of a *stencil*. Here, decomposition of the vector into independent sub-sets (such as for the checkerboard decomposition discussed below in Sec. 3.1) and tiling are

important optimization strategies. The stencil pattern is the work horse of most simulation codes, ranging from lattice systems to computational fluid dynamics. In a *reduction*, the results of applying a function to each element in a set are combined together. The most common combiner functions used here are addition, multiplication, and maximum. Whether the combiner function is associative and/or commutative decides to which degree the result depends on the actual schedule of parallel operations. A typical parallel implementation leads to a tree structure, where partial reductions are formed at each level and passed down to the next level for further reduction. A combination of map and reduction is given by the *scan* operation, where for each position in the output a partial reduction of the input up to that point is needed. To parallelize it, often additional intermediate calculations are required, thus increasing the total work and possibly limiting the scaling properties of the whole code. Finally, a *recurrence* is a generalization of map and stencil where each iteration can read *and write* neighboring elements in the vector.

2.3.2. Data management

The allocation mechanism used for automatic variables and also for local variables in function calls is *stack allocation*. Since it follows strict last in, first out (LIFO) logic, allocation and deallocation are achieved simply through the stepping of a pointer and all stack data is contiguous in memory. For dynamic or *heap allocation*, on the other hand, there is no prescribed order of allocation and deallocation operations and, as a consequence, the locations of consecutive allocations can become scattered over distant parts of the actual physical memory, thus limiting performance where it depends on memory locality. In languages that allow it, memory accesses are often through direct read and write accesses using pointers. These can make (in particular automatic) vectorization and parallelization difficult as it typically cannot be ascertained at compile time whether two different pointers refer to the same location in memory or not (a problem known as aliasing).

In parallel codes, data locality is particularly important. In a distributed memory setup, clearly accesses to local memory will be substantially more efficient than requesting data from a different MPI node. An even more fundamental problem is the concurrency of accesses, in particular to avoid race conditions resulting from uncontrolled interleaved read and write accesses to the same locations. In general, it is important to understand whether

a given data element is shared between different workers and when it is not and, as a result, to place it into a memory with the appropriate scope. Some parallel data patterns include *pack*, where a subset of an input vector selected by another, Boolean selection vector of zeros and ones is placed next to each other in a contiguous fashion; *pipelines*, where different stages in a sequence of operations run independently as separate threads each of which delivers partially processed data to the next stage; the *geometric decomposition* mentioned above in the context of the stencil pattern that uses tiles, strips, checkerboards or other suitable geometric domains to be worked on in parallel; and the *gather* and *scatter* pair of operations that use a data vector and a set of indices and either reads (gather) or writes (scatter) in the data vector at the locations given in the index vector.

More advanced patterns such as superscalar sequences or branch-and-bound are beyond the scope of the present introduction. They are described in detail in Refs. [20,38].

2.3.3. Pitfalls

Before discussing the actual applications of massively parallel computing in computer simulations in statistical physics, it is perhaps useful to summarize again the most common pitfalls of parallel algorithms and the basic approaches for avoiding them.

Race conditions are among the most common and difficult to debug problems in parallel codes. If, for example, two threads try to increment a shared variable, one of the updates can be lost if the read of the second thread occurs after the read of the first thread but before the write operation of the first thread. As the results depend on the typically unpredictable order of execution of individual threads, these problems are often intermittent in nature. If at all possible, the potential for such races should be avoided by choosing suitable algorithms. If this is not possible, races can be tamed by the use of memory fences and locks, which essentially guarantee one set of operations to be finished before the other set starts. Operations on locks must occur atomically, such that they appear instantaneous to other tasks.

Deadlock occurs when two or more tasks are waiting for each other to complete certain tasks and each cannot resume until the other task finishes. This can be the case, for example, if several locks need to be acquired by more than one task, each task acquires one of the locks and waits for the other one to become available. It can be avoided if locks are always acquired

by all tasks in the same order, but the problem serves to show that locks are best avoided. Locks also create serial bottlenecks in the code as all operations on a single lock must occur in sequential order. This effect will impede the scaling of an algorithm, but whether this is practically relevant depends on the frequency of use of the lock and the actual number of threads employed.

The other main pitfall in parallel code is a *lack of locality*. Most hardware is built on the assumption that for each memory transaction each core is likely to either use the same or a nearby memory location again in the nearby future (temporal and spatial locality). To avoid problems in this respect, parallel code needs to use a suitable layout of data in memory and make good use of cache memories where they are available. On GPUs this includes the issues of coalescence of memory transactions, the use of shared memory and an appropriate cache configuration as discussed above in Sec. 2.2.

Depending on the parallelization strategy and the nature of the problem, another source of inefficiency arises from *load imbalance* between parallel threads. Apart from suitably changing the parallelization strategy, a fine-grained decomposition of work can help to mitigate the effects of load imbalance. Also, adaptive schemes of idle threads acquiring new work via a scheduler can lead to improvements here. If, on the other hand, the over-decomposition of work is pushed too far, there is a danger of the parallel *overhead* for thread initialization, copying of data etc. to outweigh the scaling gain, especially if the arithmetic intensity of individual threads becomes too low.

3. Canonical Monte Carlo

There is by now a very wide range of Monte Carlo methods that are used for simulations of systems in (classical) statistical physics.^{4,39} While there are a few exceptions (and we will discuss one below in Sec. 5.4), the overwhelming majority of methods are based on Markov chain Monte Carlo (MCMC) that allows to implement importance sampling and also simulations in generalized ensembles.⁴⁰ In this scheme, configurations are modified in each step according to transition probabilities that only depend on the current configuration. The resulting Markov chain of configurations,

$$\{s_i\} \rightarrow \{s'_i\} \rightarrow \{s''_i\} \rightarrow \dots$$

where the s_i denote the configurational variables, converges to a stationary distribution $\pi(\{s_i\})$ if the chosen move set is *ergodic* (i.e., loosely speaking,

it allows to connect all pairs of states within a finite number of steps) and the transition probabilities $T(\{s_i\} \rightarrow \{s'_i\})$ satisfy the *balance* equation

$$\sum_{\{s'_i\}} \pi(\{s_i\}) T(\{s_i\} \rightarrow \{s'_i\}) = \sum_{\{s'_i\}} \pi(\{s'_i\}) T(\{s'_i\} \rightarrow \{s_i\}). \quad (3)$$

The simplest way of fulfilling Eq. (3) is to demand equality term by term under the sums,

$$\pi(\{s_i\}) T(\{s_i\} \rightarrow \{s'_i\}) = \pi(\{s'_i\}) T(\{s'_i\} \rightarrow \{s_i\}). \quad (4)$$

This is known as *detailed balance* condition. Together with ergodicity it is sufficient, but in contrast to balance, Eq. (3), it is not necessary to ensure convergence.

There is some further freedom in implementing Eq. (4). The best known approach is the Metropolis algorithm⁴¹ where

$$T(\{s_i\} \rightarrow \{s'_i\}) = \min \left[1, \frac{\pi(\{s'_i\})}{\pi(\{s_i\})} \right]. \quad (5)$$

In the simplest method, the proposed configuration $\{s_i\}'$ only differs from the current one $\{s_i\}$ in a single degree of freedom, for example the orientation of a spin or the position of a particle. While the scheme is also valid for any other modification rule, any sufficiently non-local update — unless ingeniously crafted⁶ — will result in largely different probabilities $\pi(\{s_i\})$ and $\pi(\{s'_i\})$ and hence very small move acceptance rates. For the actual implementation it is often useful to decompose the transition probability as $T(\{s_i\} \rightarrow \{s'_i\}) = C(\{s'_i\}|\{s_i\}) p_{\text{acc}}(\{s'_i\}|\{s_i\})$, where C is the proposal probability for a certain move $\{s_i\} \rightarrow \{s'_i\}$ and p_{acc} is a move acceptance probability evaluated according to Eq. (5). The proposal probability C determines the order in which individual degrees of freedom are tried, the most common approaches being, respectively, a uniformly random spin selection and a sequential selection of spins in successive steps, traversing the lattice in a regular fashion.

Another standard approach for satisfying the detailed balance condition (4) is the heatbath method for the update of a single variable s_k , where its new value is directly chosen from the equilibrium distribution π conditioned on the given values of the remaining degrees of freedom s_j , $j \neq k$:

$$T(\{s_i\} \rightarrow \{s'_i\}) = \frac{\pi(s'_k|\{s_{j \neq k}\})}{\sum_{s_k} \pi(s'_k|\{s_{j \neq k}\})}. \quad (6)$$

If s'_k only takes values from a finite set of options, sampling from the above distribution is straightforward by using geometric sampling from the cumulative distribution⁴² $\sum_{s'_k=s_{\min}}^{s_{\max}} \pi$ or by using more advanced techniques

such as Walker's method of alias.^{43,44} For continuous degrees of freedom the method can be implemented if there is an analytical inversion of the cumulative distribution function corresponding to Eq. (6)⁴⁵ or by using tables to approximate this expression.⁴³

For the examples in this section we will focus on simulations in the canonical ensemble with

$$\pi(\{s_i\}) = \frac{1}{Z_\beta} \exp[-\beta\mathcal{H}(\{s_i\})],$$

where $\mathcal{H}(\{s_i\})$ is the Hamiltonian and β denotes inverse temperature. Note that the partition function Z_β , that is in general unknown, drops out of the expressions (5) and (6) for the transition probabilities. Other ensembles, such as NpT or μVT for particle systems, can be realized in a similar way, and we discuss generalized-ensemble simulations in Sec. 5 below.

For definiteness, we first focus on the nearest-neighbor Ising model with Hamiltonian

$$\mathcal{H} = - \sum_{\langle i,j \rangle} J_{ij} s_i s_j - \sum_i h_i s_i. \quad (7)$$

Here, J_{ij} are the exchange couplings between nearest-neighbor spins and h_i denotes an external magnetic field acting on the spin s_i . We initially concentrate on the ferromagnetic model with uniform couplings $J_{ij} = J = 1$ and in the absence of magnetic fields, $h_i = 0$, and come back to the case of disordered systems in Sec. 6. For the purposes of the present chapter, we will always apply periodic boundary conditions as is typically recommended to minimize finite-size effects, but other boundary conditions can be implemented quite easily as well, and the optimizations mentioned here are essentially independent of this choice. Generalizations to models with different finite interaction ranges are rather straightforward and only lead to different decompositions of the lattices into interpenetrating sub-lattices of non-interacting sites. Systems with truly long-range interactions require different methods which are outside of the scope of the present discussion.^{46,47}

3.1. Checkerboard scheme

Following the algorithm outlined above, a single spin-flip simulation of the Ising model (7) with the Metropolis algorithm comprises the following steps:

- (1) Initialize the system, possibly with a uniformly random spin configuration.

- (2) Choose the lattice site k to update, according to the scheme used, either randomly, sequentially or in a checkerboard fashion.
- (3) Calculate the energy change incurred by flipping spin k ,

$$\Delta E_k = 2s_k \sum_{j \text{ nn } k} s_j.$$

Draw a random number r uniformly in $[0, 1)$. Accept the flip if $\Delta E_k \leq 0$ or

$$r < \exp(-\beta \Delta E_k), \quad (8)$$

otherwise reject and maintain the current configuration as the new state.

- (4) Repeat from step 2 until the prescribed number of updates has been completed.

In a serial implementation, typically random or sequential site selection would be used. Sequential updates lead to somewhat faster relaxation of the chain,⁴⁸ which can be understood qualitatively from the possibility to transmit information about spin updates ballistically through the lattice in the direction of sequential progression. Additionally, a sequential update is cheaper computationally than visiting sites in random order as it features good memory locality and it also does not require an additional random number for site selection. Note that sequential updates do not satisfy detailed balance (while still satisfying balance),⁴⁰ which needs to be taken into account for studies of dynamical properties.

For parallel updates, on the other hand, a suitable domain decomposition of the lattice is required. For bipartite lattices and nearest-neighbor interactions this results in a checkerboard (or generalized checkerboard in three and higher dimensions) labeling of the lattice, which allows different spins on the same sub-lattice to be updated in parallel, independent of each other. This is illustrated for the square lattice in the left panel of Fig. 5. For different lattice types and/or models with different (finite) interaction ranges, similar decompositions can always be found, the only difference being that they in general require more than two sub-lattices. A full sweep of spin updates in this scheme then corresponds to a parallel update of all spins on the even sub-lattice followed by a synchronization of all threads and a parallel update of all spins of the odd sub-lattice. In the maximally parallelized version each spin of one of the sub-lattices is updated by a separate thread, leading to a total of $N/2$ parallel threads, where $N = L^d$ is the total number of spins. For a GPU implementation, the restriction in

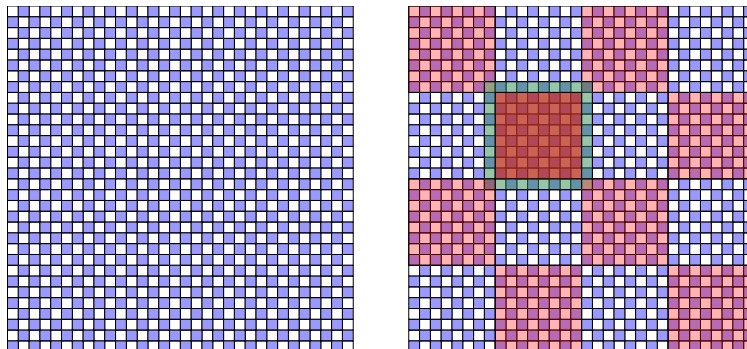


Fig. 5. Left: checkerboard decomposition of the square lattice. Right: double checkerboard decomposition of the square lattice. The tiles of 8×8 sites are assigned to thread blocks, and red (darker) and blue (lighter) tiles are updated in an alternating fashion. Within each tile, the threads of a block update spins of one sub-lattice, synchronize, and then update the other sub-lattice. The shaded tile and halo indicate the subset of spins that are cooperatively loaded into shared memory by the threads of a block.

the number of parallel threads in a block (1024 for recent Nvidia GPUs) makes it necessary for all but the smallest systems to decompose the lattice using tiles, for which one possibility in 2D is a square shape with $T \times T$ spins each as shown in the right panel of Fig. 5. Other shapes such as strips can also be used,⁴⁹ and the optimal shape depends on the arrangement of spins in memory and the caching mechanisms employed.⁵⁰

The resulting GPU simulation code is very simple as is apparent from the CUDA implementation of the simulation kernel shown in Fig. 6. The random numbers required for implementing the Metropolis criterion are created via inline instances of generators, one per thread, hidden behind the macro `RAN(x)`. As an evaluation of the exponential function in Eq. (8) is relatively expensive computationally, it is common practice for systems with a small number of states per spin to tabulate the possible values of $\exp(-\beta\Delta E_k)$, and this was also done here with the result stored in the array `boltzD`. The sub-lattice is selected using the `offset` variable that should be either 0 or 1, such that the kernel needs to be called twice to achieve a full update, once for each sub-lattice. In this case thread synchronization is achieved through a return of the control to the CPU code in between kernel calls (which are in the same stream), ensuring that all calculations of the first call have completed before the second call is executed.

The parallel speedup observed for this code run on a Tesla C1060 card with 240 cores over a serial code run on a CPU of the same period (Intel

```

__global__ void metro_checker(int *s, int *ranvec, int offset)
{
    int y = blockIdx.y*BLOCKL+threadIdx.y;
    int x = blockIdx.x*BLOCKL+((threadIdx.y+offset)%2)+2*threadIdx.x;
    int xm = (x == 0) ? L-1 : x-1, xp = (x == L-1) ? 0 : x+1;
    int ym = (y == 0) ? L-1 : y-1, yp = (y == L-1) ? 0 : y+1;
    int n = (blockIdx.y*blockDim.y+threadIdx.y)*(L/2)+
            blockIdx.x*blockDim.x+threadIdx.x;

    int ide = s(x,y)*(s(xp,y)+s(xm,y)+s(x,yp)+s(x,ym));
    if(ide <= 0 || fabs(RAN(ranvec[n])*4.656612e-10f) < boltzD[ide])
        s(x,y) = -s(x,y);
}

```

Fig. 6. The simplest, still poorly optimized CUDA kernel for a GPU simulation of the 2D Ising model with the single spin-flip Metropolis update.

Q9650) is about 10-fold. This rather moderate improvement is typical for many of the simplest implementations that do not take many specifics of the architecture into account. In view of the general performance guidelines sketched in Sec. 2.2 a number of improvements come to mind:

- The locality of memory accesses and hence coalescence is not very good in the setup of `metro_checker()`. Successive threads in a block update spins that are at least two memory locations apart (for spins in the same row) or even potentially arbitrarily far apart for spins in different rows of the same tile. Also, when calculating the sum over nearest neighbor spins in the variable `ide` accesses are not coalesced and each spin is read twice as the right neighbor of a spin on the even sub-lattice (say) is the left neighbor of the next spin on the same sub-lattice etc. If the second reads are not served from a cache, they will be as expensive as the first ones. A natural improvement increasing the coalescence of operations on spins to be updated is to store the even and odd sub-lattices separate from each other, potentially arranging them tile by tile to avoid problems with non-locality of memory accesses in moving from row to row. A further improvement can be achieved by re-shuffling the spins in each sub-lattice in a way such that as many neighbors as possible of a spin on one sub-lattice appear as consecutive elements in the array for the other sub-lattice. A scheme dubbed “crinkling” that ensures that three out of four neighbors are next to each other for the square lattice was proposed in Ref. [51]. A similar, but more general scheme of “slicing” for hypercubic lattices in any dimension is used in Ref. [50]. A “shuffled”⁵² or “interlaced”⁵³ memory layout combines the

separate storage of odd and even sub-lattices for two realizations to further improve coalescence. To reduce the arithmetic load incurred by the required index calculations for spin accesses, one might also bind the arrays for each sub-lattice to a texture.^e

- The Boltzmann factors are already tabulated in the array `boltzD` to avoid the expensive evaluation of the exponential function. This part can be further sped up by using a texture for storing the array since textures are well optimized for read accesses of different threads of a warp to different locations (which will be the case since the energy changes ΔE_k will differ between spins).
- The use of `int` variables of 32 or 64 bits is wasteful for the storage of the one-bit information s_i and causes unnecessary data transfer over the bus that can slow down the code. It is straightforward to replace the `ints` by only 8-bit wide `chars` which already provides for a noticeable speedup. An additional improvement can be achieved by the use of *multi-spin coding* (MSC), typically implemented with `int` variables of 32 or 64 bits, to ensure that each spin only occupies one bit of storage. For the simulation of a single ferromagnetic system, this means that spins located at different lattice sites need to be coded together, and it is typically most efficient to unpack them on GPU for the actual spin update. Some of the details are discussed in Ref. [54]. To achieve results of high statistical quality, it is important in this setup to use independent random numbers for updating each of the spin coded in the same word. A related issue for a simulation method involving a population of configurations is discussed below in Sec. 5.4 in the context of the implementation of the population annealing algorithm.
- It is possible to explicitly disable the use of L1 cache for reads.^f As a result a cache miss fetches a 32 byte segment and stores it in L2, whereas otherwise an L1 cache line of 128 bytes would be loaded. For the “crinkled” memory setup this tends to increase memory bus efficiency for the neighbor that is not sequentially aligned.
- On some cards it can be advantageous to remove thread divergence and ensure write coalescence by updating the spin variable irrespective of whether the flip was accepted and only deciding about the new orientation in a local variable in the Metropolis condition.

^eTextures are handled in a separate memory hierarchy equipped with additional hardware units for indexing.³²

^fThe relevant `nvcc` compiler switch is `-Xptxas -dlcm=cg`.

Storing the two sub-lattices separately, using the crinkling transformation, binding the Boltzmann factors to a texture, using `chars` to store spins, disabling L1 cache and using coalesced writes increases the speedup factor on the Tesla C10560 to about 60. Further improvements can be achieved by using textures for the spin arrays and further optimizations of the memory arrangements and access patterns as described in detail in Ref. [50]. We note that more recent cards are somewhat less sensitive to data locality issues due to improved automatic caching. On the Maxwell card GTX Titan Black, for example, we find spin-flip times of about 0.2 ns for the initial version of the code, corresponding to an about 30-fold speedup compared to an Intel Xeon E5-2620 v3 CPU, whereas the optimizations mentioned above boost this performance to an about 100-fold speedup with $t_{\text{flip}} = 0.06$ ns ($L = 4096$).

An alternative optimization strategy lies in the use of shared memory by loading tiles of the configurations into this fast cache:

- Storing the spin configuration of the tile that is currently being updated in shared memory allows to avoid problems with non-coalescence of global memory accesses as well as the double reads of neighboring spin orientations. To allow for parallel updates of the configuration in several tiles, these in turn need to be also arranged in a checkerboard fashion, leading to the two-level “double checkerboard” decomposition shown in the right panel of Fig. 5.^{36,55} In this setup, one requires $(L/T)^2/2$ thread blocks and each of them collectively updates one tile of the red shaded (coarse) sub-lattice shown in Fig. 5. After this kernel call has completed, a second call requests the same blocks to update the other coarse sub-lattice of tiles, thus completing a full sweep. Each block consists of $T^2/2$ threads that collectively load the configuration of the tile from global memory into shared memory, with some of the threads additionally loading the one spin wide halo around the tile required to update the boundary spins correctly. After the load, all threads of the block are synchronized and then update the spins in shared memory in a checkerboard fashion as in the version without shared memory. Note that the two sub-lattices of a single tile are now updated from within the same kernel call.
- The full potential of this approach is only released if each tile, once loaded to shared memory, is subjected to several rounds of spin updates. If k rounds of updates are performed, the resulting “multi-hit” code is particularly economic on memory transfers and hence is able to fully

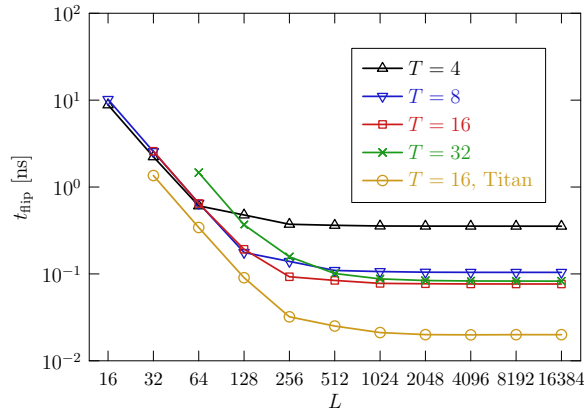


Fig. 7. Spin-flip times in ns of the double-checkerboard 2D Ising model GPU simulation code as a function of linear system size L and for tiles of size $T \times T$ spins. The last data set is for runs on the GTX Titan Black GPU (Maxwell generation), whereas all other data is for the C1060 GPU (Tesla generation).

load the available computational units. This approach does not satisfy detailed balance, but the same applies to any checkerboard or sequential update, so this is no particular drawback of the method, but it needs to be taken into account when studying dynamical properties. It is clear, however, that very close to the critical point, the multi-hit approach will have slightly larger autocorrelation times than a single-hit variant as information can only be transmitted between tiles after each full update of the lattice. The resulting optimal choice of k was studied in some detail in Ref. [56] and found to be around $k = 10$ near criticality.

While for $k = 1$, the double checkerboard version of the code is slightly slower than the optimized variant not relying on shared memory ($t_{\text{flip}} = 0.081$ ns on the Titan Black, reducing the speedup compared to the scalar CPU code to 75), for $k > 1$ one finds significantly improved performance yielding, for instance, $t_{\text{flip}} = 0.020$ ns for $k = 100$ (again for $L = 4096$). This is comparable to the results achievable with multi-spin coding.⁵⁰ We note that the tiling introduces as an additional parameter the tile size T which is limited by the maximum allowed number of threads per block (1024 on current devices, 512 for the Tesla C1060). The dependence of spin-flip times on tile size is illustrated for the C1060 GPU in Fig. 7. For more recent devices one finds the same trend. In general it is preferable to have larger blocks as this helps to maximize the number of resident

threads per multiprocessor (occupancy) which, in turn, generally improves the efficiency of the latency hiding mechanism. The strong dependence of spin-flip times on the lattice size L visible in Fig. 7 shows that for this type of problem optimal performance is only achieved for rather large lattices. For more recent GPUs which feature roughly 10 times more cores than the C1060, this effect is even more pronounced as is illustrated by the additional data for the GTX Titan Black GPU also shown in Fig. 7. The simulation of a single, small lattice system just does not provide enough parallelism to saturate the available parallel compute units — observations of this type led Gustafson to introduce the weak-scaling scenario as discussed in Sec. 2.1. As we shall see below, GPU codes for disordered systems or using generalized-ensemble simulation methods such as multicanonical or population annealing simulations do not have this problem and are able to fully load GPUs already for the smallest system sizes.

3.2. *Random-hit algorithms*

While the checkerboard update discussed in the previous section has the same stationary distribution as the random-site or sequential-update schemes, the dynamics of the different algorithms are not the same. Ideally, one would thus like to implement the physically most plausible random-site selection algorithm, but parallelizing it is a challenge as each single step typically is quite light computationally and so does not provide enough work for parallelization. If quantitative details of the dynamics are not of interest and the focus is on universal properties, for example in studies of domain growth,⁵⁷ it can be sufficient to concentrate on the checkerboard (or stochastic cellular automaton⁵⁸) dynamics, which is typically closer to the behavior of the random-site algorithm than the sequential approach. If this is not sufficient or a time resolution of less than a full sweep is required, updates based on the standard checkerboard scheme are not suitable and, instead, a number of strategies for parallelizing the random-site selection update can be employed:

- Single-site updates are independent of each other, and can hence be implemented in parallel, if they occur further apart than the range of interactions. In a domain decomposition of the lattice (tiling), this can be guaranteed by excluding the sites at the boundary of each tile from update attempts (*dead border* scheme).⁵⁹ To allow these border sites to be updated as well and thus make the algorithm ergodic, the origin of the tiling is randomly shifted to a different location in periodic

intervals. The freezing of boundaries for certain time periods leads to weak dynamical artifacts that reduce as the size of tiles is increased and also as times in between synchronization are decreased.⁶⁰ Another approach uses a sub-division of each tile into patches that touch only two of the neighboring tiles (for example by dividing a square tile into four equal sub-tiles). The sub-tiles are then updated in a random order which is the same for all tiles, such that updates never interfere with active sub-tiles in other tiles. For a surface growth problem, this *double tiling* approach was found to show weaker artifacts as compared to the scalar random-site update than the dead-border schemes.⁶⁰ The random site selection in different tiles can only be implemented without massive penalties from non-coalesced memory transactions if the tiles are buffered in shared memory which, as for the multi-hit checkerboard scheme discussed above, is most efficient if the tiles receive several updates before synchronization.

- At low temperatures, event driven simulations such as the n -fold way⁶¹ and the waiting time method⁶² promise significant speedups as compared to standard Metropolis or heatbath methods, which produce many rejections for large β due to the form of the probabilities in Eqs. (5) and (6). If these are applied in parallel using a domain decomposition, the synchronization problem shows up in asynchronous clocks in different domains. To avoid parallelization bias a flip attempt on the boundary of a given tile can only proceed if the local time of the tile is not ahead of that of any neighboring tile.⁶³ Depending on the model, the profile of local times of the tiles can show roughening, thus destroying the scaling properties of the parallel implementation as more and more tiles need to idle until the times of their neighbors have advanced sufficiently.⁶⁴ Possible remedies can be the introduction of long-range interactions⁶⁵ or other approaches,⁶⁶ but we will not discuss these further here.
- Another strategy for parallelizing the random-site update that completely avoids approximations from domain decompositions is in simulating several copies of the system in parallel. If one is interested in the relaxation to equilibrium (for example for studying coarsening and domain growth⁵⁷), this approach is well suited. If one wants to sample the dynamics *in equilibrium*, it has the downside of multiplying the total work spent on equilibration by the number of copies simulated in parallel. Depending on the system sizes and time scales of interest, it might be useful to choose a hybrid approach, where some parallelism is

used to simulate different copies and some is used to speed up the updating of each copy using domain decompositions and the approaches discussed above.⁶⁷ An important consideration of simulating several systems in parallel with random-site updates is memory locality: if each system independently chooses the next site to update at random, memory accesses will be scattered, leading to poor performance. Much better performance is achieved if using the same sequence of random numbers for site selection in all copies and storing the configurations such that spins at the same lattice site but in different copies appear next to each other in memory. This is not a problem for updates that involve additional randomness at the site-updating step, as is the case for the Metropolis and heatbath updates of the Ising model, but would lead to identical trajectories for cases where the site selection is the only random step.⁶⁰

Using a combination of the above techniques, excellent GPU performance comparable to that of the checkerboard approach can be achieved also for simulations with random-site updates

3.3. Cluster updates

While local spin updates of the Metropolis or heatbath type in general work well and, as shown above, can be efficiently parallelized, it is well known that in the vicinity of continuous phase transitions they are affected by an increased correlation between successive configurations known as *critical slowing down*.⁴ It is intuitively understood by the build-up of correlations near criticality, with the ensuing increase in correlation length ξ resulting in a corresponding increase in the number of steps τ required to decorrelate configurations. The assumption that decorrelation for local updates is based on the diffusive propagation of information through the configurations leads one to expect a relation $\tau \sim \xi^z$ with $z \approx 2$.⁶⁸ An effective antidote against critical slowing down consists of cluster algorithms constructed in such a way that they update typical clusters of size ξ in one step. The identification of such objects is difficult in general, and it has only been achieved in the full sense for a number of spin models. For the Potts model, the relevant clusters are those described by the Fortuin-Kasteleyn representation.⁶⁹ The corresponding update is implemented in the Swendsen-Wang cluster algorithm⁶ and its single-cluster variant proposed by Wolff in Ref. [7], where he also introduced a generalization to continuous-spin models. A number of further generalizations, including

algorithms for particle systems, have been proposed.^{46,70}

For the Ising model (7), the Swendsen-Wang update involves the following steps:

- (1) For a given spin configuration define bond variables n_{ij} . For antiparallel spins, $s_i \neq s_j$, set $n_{ij} = 0$. For parallel spins, $s_i = s_j$, draw a random number r uniformly in $[0, 1)$ and set

$$n_{ij} = \begin{cases} 1, & \text{if } r < p = 1 - \exp(-2\beta), \\ 0, & \text{otherwise.} \end{cases}$$

- (2) Identify the connected components (clusters) of the lattice induced by the bond variables n_{ij} .
- (3) Flip each cluster of spins independently with probability $1/2$.

Parallel implementations of steps (1) and (3) are quite straightforward as they are completely local procedures, but the cluster identification in step (2) needs to deal with structures that potentially span the whole system as the Fortuin-Kasteleyn clusters used here undergo a percolation transition right at the thermal critical point of the model.⁶⁹ An number of parallelization strategies for this step were previously discussed for instance in Refs. [71–73]. Note that connected-component identification is of relevance in computer vision such that significant effort is still being devoted to the development of ever more efficient (serial and parallel) implementations of this algorithm.⁷⁴

The bond activation step is straightforwardly parallelized by assigning one thread to each spin (or, possibly, one thread to a small tile of a few spins) and letting each thread decide about the values of the two bond variables n_{ij} connecting a spin to neighbors with larger site indices (generalizations to other lattices are straightforward, and each thread then deals with $z/2$ bonds, where z is the coordination number). The n_{ij} represent one bit of information, and in the interest of saving bus bandwidth, it makes sense to store them in the narrowest native variables available (typically 8-bit wide integers) or possibly to use “multi-bond coding” to merge the states of several bonds into one word. It is again advisable to use inline random-number generators, one per thread, for deciding about n_{ij} in case of parallel spins. The tiles covered by each thread block are best chosen in the form of long strips as this increases the proportion of coalesced memory transactions.⁷⁵

The cluster-identification step is somewhat more intricate to parallelize. A number of parallel cluster labeling techniques is discussed and compared

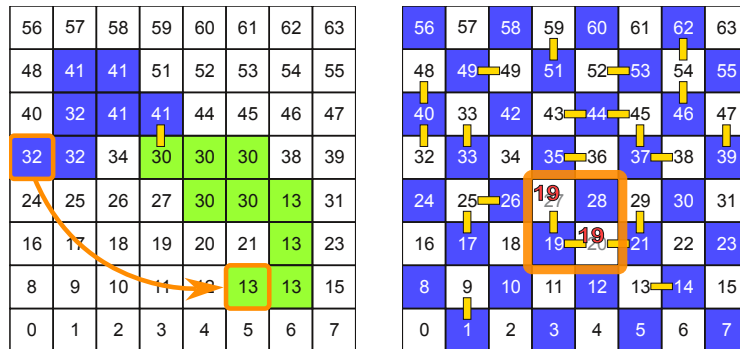


Fig. 8. Left: Tree-based union-and-find algorithm applied to the connected component labeling. The edge between sites 30 and 41 is inserted, leading to an attachment of the smaller cluster tree to the root of the larger cluster. Right: Cluster identification by the self-labeling algorithm, using one thread for a tile of 2×2 spins.

in Ref. [75]. The strategy taken there is to use a domain decomposition (tiling) to create a correct cluster labeling in the tiles, i.e., ignoring couplings that cross the tile boundaries, to then, in a second phase of the algorithm, consolidate cluster labels across tile boundaries. Most of the available labeling algorithms are variants of the following three approaches:^{74,75}

- (1) Breadth-first or depth first searches, sometimes called “ants in the labyrinth” or label propagation, proceed from a seed site for each cluster and iteratively add neighbors of already discovered cluster sites to the cluster, thus “growing” it until no more connected unlabeled sites are found. The breadth-first strategy leads to an onion-shell structure, where the time step at which a given site is discovered is given by the chemical distance (shortest path) of the site to the seed. While these approaches are very intuitive and also efficient for serial implementations, they are not very suitable for parallel computing. Parallel work arises in the breadth-first variant in the wave front of growth sites (the current onion layer during growth). However, this parallelism is rather moderate and also irregular in that the number of wave-front sites fluctuates strongly. The total work of these algorithms scales linearly with the number of sites.
- (2) Union-and-find or label equivalence algorithms provide solutions for the general problem of finding equivalence classes of nodes (i.e., connected components) under the sequential insertion of edges. A special case is the Hoshen-Kopelman algorithm well known for percolation appli-

cations.⁷⁶ A classical tree-based approach due to Tarjan⁷⁷ represents clusters as trees with a unique root site. The *find* operation for a given site corresponds to an upward tree traversal to find the root site that holds the cluster label. On the insertion of an external edge that merges two trees (*union* step), the smaller tree is attached to the root of the larger one. This prescription, called *balancing*, is chosen to result in flatter average tree heights and hence quicker find operations revealing the roots.⁷⁸ If additionally each find step redirects the pointers of intermediate visited sites directly to the root (*path compression*), it can be shown that the algorithm performs both operations, union and find, in effectively constant time, such that the total computational effort is again linear in the number of lattice sites.^{77–79} The basic procedure is illustrated in the left panel of Fig. 8. In this full version, the approach is not well parallelizable as the tree manipulations need to occur in a well defined order and avoiding races in order not to result in corruption of the forest data structure.

- (3) A much more regular, iterative approach, sometimes called self-labeling,^{72,75} is illustrated in the right panel of Fig. 8. Here the labels of the neighbors of each site are inspected and all of them are set to the minimum of the labels encountered. To result in a correct labeling on the whole tile, this procedure must be repeated until no label is changed during a full iteration. The number of iterations required is related to the length of the shortest paths connecting any two points on the same cluster. For a critical spin model on a tile of edge length T , this is known to scale as $T^{d_{\min}}$, where $1 < d_{\min} < d$ denotes the shortest-path fractal dimension of the model.⁸⁰ Hence the total work to achieve a full labeling with this approach scales as $T^{d+d_{\min}}$ as compared to the scaling proportional to T^d for the label propagation and label equivalence methods. While it is hence asymptotically more expensive, the advantage of the self-labeling approach lies in the efficient parallelization as the label minimization in neighborhoods can be performed for all spins in parallel. This clearly leads to race conditions between threads in reading and writing the updated labels. These could be resolved using atomic operations,⁵ but since the stopping condition is connected to an iteration without writes, the full sequence will converge faster to the same final label set without atomic operations.

⁵Atomic operations on GPU are intrinsic instructions provided by CUDA that read, modify and write back memory locations with the guarantee that no other thread can perform a write after the read and before the write of the current thread.³²

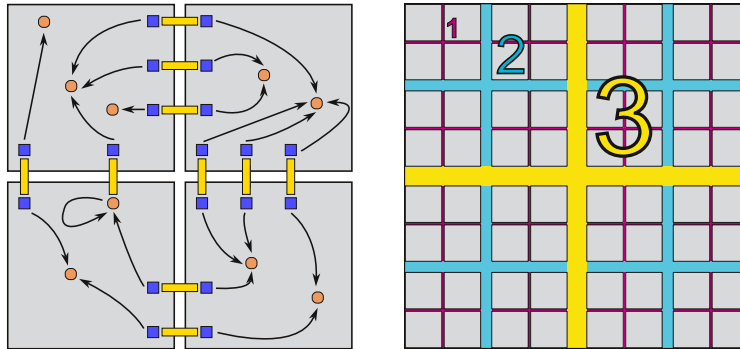


Fig. 9. Left: Label consolidation between tiles using a relaxation mechanism. Neighboring tiles exchange the information about root sites (circles) for sites connected by bonds crossing tile boundaries (squares) and attach the smaller cluster to the larger one as in the balanced union-and-find approach. Right: Hierarchical sewing of tiles, where the missing edges are inserted at levels of increasing length scales leading to a combination of 2×2 tiles of each level. In the example, there are 64 level-1 tiles, 16 level-2 tiles and 4 level-3 tiles.

Once a labeling in tiles has been achieved, the effect of the boundary bonds needs to be taken into account. These link clusters in different tiles and hence the corresponding cluster labels need to be identified. Since clusters might span several tiles (especially close to the critical point where percolation first occurs), this process might lead to a relabeling of a significant fraction of lattice sites. Two possible algorithms to achieve this label consolidation are as follows:

- (1) In *label relaxation*, in a first step for each tile the information about root nodes for all boundary sites with active edges crossing the boundary is collected in an array. Then this information is exchanged with the neighboring tile and both root labels are set to the minimum of the two labels, thus merging the two clusters. Relaxation steps need to be repeated for the whole lattice until no further label updates occur. The corresponding setup is shown in the left panel of Fig. 9. From a shortest-path argument similar to the one presented above for the self-labeling approach it is clear that at criticality the number of such iterations scales proportional to $\ell^{d_{\min}}$, where $\ell = L/T$ is the lattice size in units of tiles. For the 2D Ising model $d_{\min} = 1.08(1)$.⁸¹
- (2) The alternative *hierarchical sewing* method consists of adding the bonds that cross tile boundaries first only between sets of 2×2 tiles, reducing the total number of tiles by a factor of four (level 1), then inserting

the bonds between 2×2 of the resulting larger tiles (level 2) etc., until all of the boundary bonds have been inserted. This is illustrated in the right panel of Fig. 9. The approach corresponds to a divide-and-conquer strategy and the required number of steps is logarithmic in the effective lattice size ℓ . The load of the device decreases at each level, and at some point some of the compute units will be idling, but this effect is found not to be very severe for the achievable system sizes.

The required number of operations and parallel performance of this step can be explicitly understood from simple calculations, and the numerical findings are consistent with these considerations, for details see Ref. [75]. It turns out that the hierarchical approach performs better than the relaxation mechanism for large system sizes, but for intermediate sizes the relaxation approach (leading to a better resource utilization) is the better choice.

Finally, the cluster flipping step is again quite straightforward to parallelize. New spin orientations are drawn for all sites first and then each site finds its root and sets its own orientation to that of the root site. The total speedups achievable with this approach for simulations of the 2D Ising model are somewhat less impressive than for the single-spin flip updates, but comparing the Fermi card GTX480 to an Intel Q6700 CPU a system of size $L = 8192$ can still achieve about a 30-fold speedup.⁷⁵ A variant of the methods outlined here provides comparable performance for larger systems, but better results for small sizes and somewhat simpler code:⁸² it uses self-labeling, but after each single iteration a step of path compression (or label propagation) in the spirit of the union-and-find approaches is performed first before moving on to the next phase of self-labeling. Further improvements have been suggested, in particular related to using atomic functions to perform the label consolidation in full parallelism.^{83,84}

3.4. Continuous spins

The considerations to this point have concentrated on systems with discrete degrees of freedom, such that floating-point performance was not an issue. This changes for systems with continuous spins such as the $O(n)$ model with Hamiltonian

$$\mathcal{H} = -J \sum_{\langle i,j \rangle} \mathbf{s}_i \cdot \mathbf{s}_j, \quad |\mathbf{s}_i| = 1,$$

where the \mathbf{s}_i are n -component vectors of units length. A particular feature of GPU devices is that they are designed for single-precision arithmetics

— the excess precision provided by double precision variables is mostly irrelevant for the graphics calculations that are the initial target of GPUs. While early generations did not provide double precision arithmetics at all and even single-precision calculations were not fully compliant with the IEEE-754 floating-point standard, more recent cards are IEEE compliant and a double precision mode is now available. It remains true, however, that double-precision calculations are significantly slower than single-precision ones, in particular on consumer cards which feature 4–5 times less double-precision floating-point performance than the Tesla boards.^h It is hence reasonable to carefully consider which level of precision is required for a particular calculation. For the task of simulating continuous-spin models, the following considerations should be taken into account:

- As an implementation of a stochastic process, numerical stability and accuracy are not as much of an issue for Monte Carlo simulations than for, say, molecular dynamics. Round-off error is not expected to accumulate and lead to systematic errors in calculations. It hence will often be acceptable to use single-precision floating-point variables to represent the spins and only use double precision for aggregate quantities such as energies, magnetizations and other measured observables. Numerical tests confirm that stability is not an issue.³⁶ When using a Cartesian representation of the spins \mathbf{s}_i and if updating the spins by adding modification vectors, it might be necessary to periodically renormalize the spin lengths to unity, similar to what is done on CPU also.
- To the extent that calculations are memory bound, the use of narrower variables such as single-precision floats instead of doubles will also help reduce memory bandwidth pressure and hence additionally improve throughput over the mere increase in actual arithmetic performance. From this perspective, it can also be advantageous to use a polar representation of the spins, trading off memory bandwidth (and storage if that is a concern) against the typically higher arithmetic load in a spherical representation for performing calculations such as computing the interaction energy.⁸⁵
- A further heritage from the 3D graphics world are special-function units allowing to perform some of the most common evaluations of

^hThe most recent Pascal generation of Nvidia GPUs also has native support for half-precision (16 bit) floating-point calculations which are also much slower on the consumer cards than on the GPGPU boards.

Table 1. Times per spin flip in ns for various implementations of single-spin flip simulations of the 2D Heisenberg model and speedup factors as compared to the CPU reference implementation. All data are for multi-hit updates with $k = 100$ and system size $L = 4096$.

device	mode	t_{flip} [ns]	speedup
CPU (Intel Xeon E5-2620 v3)	float	98.6	1
	double	186.5	1
Tesla C1060	float	0.74	133
	float, fast_math	0.30	329
	double	4.66	40
Tesla K20m	float	0.177	557
	float, fast_math	0.149	662
	double	0.408	457
GTX Titan Black	float	0.152	649
	float, fast_math	0.105	939
	double	0.323	578

transcendental functions, including sine, cosine, exponential and logarithm functions, in hardware. These provide particularly high performance, but at the expense of slightly reduced precision as compared to the IEEE-754 standard (typically a few units in the least-significant digit).²⁴ Replacing evaluations of exponential functions, for example in the Metropolis criterion, of the logarithms occurring, for instance, in the Box-Muller algorithm for generating Gaussian random numbers, as well as of trigonometric functions for instance in scalar products by calls to the special function units available in GPU hardware can lead to significant speedups. While the small reduction in precision as compared to the library implementations is typically not a problem, one side effect is that such GPU codes will no longer fully agree in all bits of output with the corresponding CPU codes. Small differences in the value of the exponential in the Metropolis criterion, in particular, can lead to a divergence of Monte Carlo trajectories.⁸⁶ To the extent that the output also depends on the order of operations for evaluating sums, updating spins etc., full identity of outputs between GPU and CPU codes cannot be expected anyway, however.

For simulations of the Heisenberg model on the square lattice, one finds quite significant performance differences, see the data collected in Table 1. For the reference CPU implementation we find about a factor of two difference between the single-precision and double-precision variants of the code. We note that this is probably mostly a cache effect, however, since

for smaller system sizes, when the configuration fully fits into the cache, the difference in performance between single and double precision is negligible (and it corresponds to the 98 ns performance shown in the table for single precision). For the first-generation Tesla C1060 card, the difference between single and double precision performance was dramatic, even taking into account the cache effect seen on CPU. For the more recent cards, the performance in single and double precision is much more comparable, and in fact some very large speedup factors are observed there. Usage of the fast special function intrinsics provides an additional 15-30% improvement on these cards. We note that although the Titan Black is a consumer card, it has significantly higher double-precision performance than other consumer cards, so we do not see the possibly expected performance degradation here as compared to the K20m.

4. Random number generation

Although stochastic algorithms formally depend on the input of a stream of random bits to model the noise, such as the random acceptance of spin flips in the Metropolis algorithm, it is normally not feasible to use a true source of randomness (such as, e.g., a quantum mechanical system) for this purpose — the rate at which random numbers are consumed by Monte Carlo simulations of systems with simple energy functions, 10^6 to 10^9 per second on current computers, is too large to make this feasible.ⁱ Instead, simulations normally rely on the use of pseudo-random number generators that are based on deterministic arithmetic relations.⁸⁸ Such schemes need to balance desirable implementation properties such as efficiency, reproducibility, portability etc. with the most fundamental need of delivering high-quality random numbers. While the output of a deterministic algorithm can never pass as a truly random sequence since the algorithm itself allows to predict the next number with certainty, a number of general statistical tests such as the equi-distribution of n -tuples of numbers in n dimensions are routinely used to assess the quality of a given generator. The current de facto standard in this respect is the test battery “TestU01” developed by L’Ecuyer and co-workers.⁸⁹ It is good practice to ensure that generators used for production runs and, in particular, high-precision studies pass the tests in such suites. Even for generators passing such tests, however, it is possible

ⁱNote, however, that recently optical methods allow to generate true random numbers at rates of several hundred MBit/s,⁸⁷ such that the use of such physical randomness in simulations might become feasible in the near future.

that subtle correlations in pseudo-random sequences interact with particular properties of a model of statistical physics and the algorithm used to simulate it in such a way as to produce large biases.⁹⁰ It is hence often advisable to compare the results from simulations using identical algorithms and implementations, but random sequences from different generators to exclude such problems.

Random number generators (RNGs) for massively parallel simulations need to satisfy additional demands that are not (so) relevant in serial calculations. There is a large number of threads consuming random numbers in simulations of the type discussed here, so in order to avoid a bottleneck in parallel scaling one needs the same or at least a similar number of threads for generating these random numbers. This can be in a separate kernel such that the produced numbers are stored in an array that is later on consumed by individual threads in the simulation kernel, or through an in-lining of individual RNG instances in the simulation kernel itself.^{91,92} We have typically found the latter approach to be advantageous as it is more flexible and reduces the memory requirements. In both cases, it is crucial to ensure that the sub-sequences of random numbers finally used by individual threads are sufficiently uncorrelated. This might be achieved (a) through a seeding or parameter choice of individual generator instances that ensure such a lack of correlation, (b) through a partitioning of the same global sequence between the individual threads that lead to uncorrelated sub-sequences, or (c) through the use of generators with extremely large periods such that a random choice of sub-sequences has a sufficiently small probability of overlap with other sequences. If skipping is used to ensure that non-overlapping sub-sequences are assigned to different threads, the fact that the random numbers are used in a different than the sequential order in which they are usually fed into the test suites can lead to quite different quality results. A second important consideration concerns the memory footprint of the state of the generator. As the states need to be transferred to and from the compute units for every (possibly multi-hit) update, the corresponding transfers can easily turn into performance limiting factors for generators with larger states. Also, to achieve good performance for the calculations required for generating random numbers one might want to store the states in shared memory which often means that only a few bytes per thread are available.

In the following, we summarize the properties and suitability of some of the most common generators for GPU calculations. More details can be found in Ref. [91 (see also Ref. 93)]. Each generator was implemented on

Table 2. Properties of some random-number generators implemented on GPU. All random-number sequences were fed through the tests of the TestU01 suite⁸⁹ which is divided into the “SmallCrush”, “Crush” and “BigCrush” sections of increasing stringency. If at a given stage too many failures occurred, the more advanced tests were not attempted. The performance column shows the peak number of 32-bit uniform floating-point random numbers produced per second on a fully loaded GTX 480 device. Note that the Philox generators, albeit occupying local memory of 4×32 bits for number generation, do not require to transfer a “state” from and to global memory as long as the generator keys are deduced from intrinsic variables such as particle numbers etc.

generator	bits/thread	failures in TestU01			Ising test	perf. $\times 10^9/s$
		SmallCrush	Crush	BigCrush		
LCG32	32	12	—	—	passed	58
LCG32, random	32	3	14	—	passed	58
LCG64	64	None	6	—	failed	46
LCG64, random	64	None	2	8	passed	46
MWC	$64 + 32$	1	29	—	passed	44
Fibonacci, $r = 521$	≥ 80	None	2	—	failed	23
Fibonacci, $r = 1279$	≥ 80	None	(1)	2	passed	23
XORWOW (cuRAND)	192	None	None	1/3	failed	19
MTGP (cuRAND)	≥ 44	None	2	2	—	18
XORShift/Weyl	32	None	None	None	passed	18
Philox4x32_7	(128)	None	None	None	passed	41
Philox4x32_10	(128)	None	None	None	passed	30

GPU and fed through the TestU01 battery of tests as well as in an application test in simulating the 2D square-lattice Ising ferromagnet using the Metropolis algorithm, where the results were compared against the exact expressions for the finite-lattice energy and specific heat.⁹⁴ Performance results were collected for the bare random-number generation as well as for the Ising simulation test. The corresponding data are summarized in Table 2.

- **Linear congruential generators (LCGs).** This most basic class of generators follows the linear recursion

$$x_{n+1} = ax_n + c \pmod{m},$$

where a and c are integer constants and the modulus m defines the total range of the numbers and hence the number of random bits generated in one call. As in most other generators the recursion is implemented in integer arithmetic, and the typically required floating-point numbers uniformly distributed in $[0, 1)$ are generated via a suitable output function, here $u_n = x_n/m$. For good choices of a and c the period of the LCG is $p = m$, and if a native type is used for x_n one is restricted to

$m < 2^{64}$, leading to rather modest period lengths, especially if taking into account that typically no more than \sqrt{p} numbers should be used.⁹⁵ It is straightforward to skip ahead in the sequence by an arbitrary number of steps with no additional computational effort,⁸⁸ such that it is possible to concurrently generate non-overlapping sub-sequences by different threads in a simulation code. This, however, reduces the available period per thread even further. In the statistical and Ising application tests these methods, implemented for $m = 2^{32}$ and $m = 2^{64}$ with suitable constants a and c ,⁹¹ yield poor results with the 32-bit version even failing SmallCrush, see the data collected in Table 2. Somewhat better results are found if initializing each parallel generator instance with a random seed produced by a different LCG, thus introducing some additional randomness at the expense of no longer being able to guarantee non-overlapping sub-sequences. These generators are mostly useful due to their extremely simple and arithmetically light implementation and the very small state of 32 or 64 bits per threads, respectively, leading to the highest peak performances of generators discussed here (cf. Table 2) and for testing purposes. The randomized 64-bit variant might be acceptable in some simple or lower precision applications as it passes the application test and most of the tests in the Crush battery.

- **Multiply with carry (MWC).** A generalization of the LCG approach due to Marsaglia⁹⁶ is given by the recursion

$$\begin{aligned}x_{n+1} &= ax_n + c_n \pmod{m}, \\c_{n+1} &= \lfloor (ax_n + c_n)/m \rfloor.\end{aligned}$$

In other words, the additive term c_n in the $(n + 1)$ st step is the *carry* from the previous iteration, hence the name multiply-with-carry. If again using 32 bits for the state vector, x_n and c_n together occupy 64 bits. It is possible to generate a large number of “good” multipliers c such that generator instances used by different threads use different values of c . MWC can be efficiently implemented on GPU.⁵¹ The statistical quality of this generator turns out to be only marginally better than that for the pure 32-bit LCG, see the data in Table 2, while the storage requirement is 64 bit for the state and an additional 32 bits for the multiplier c , such that the additional effort as compared to the LCGs does not seem to be worthwhile.

- **Lagged Fibonacci generators.** In the simplest case, these are based on a two-term lagged Fibonacci sequence with recursion

$$x_n = a_s x_{n-s} \otimes a_r x_{n-r} \pmod{m},$$

where the operator \otimes typically denotes one of the four operations addition $+$, subtraction $-$, multiplication $*$ and bitwise XOR \oplus , respectively. For 32-bit variables x_n , the state size is $32r$ bits, and it is then convenient to choose $m = 2^{32}$. For $\oplus = +$ the maximal period is $2^{31}(2^r - 1)$, which becomes very large for typical values of r . The generator can be conveniently implemented directly in floating-point arithmetic. For good quality one needs $r \gtrsim 100$, leading to relatively large storage requirements, but here the generation of s random numbers can be vectorized by the n threads of a block. Hence, the ring buffer of length $r + s$ 32-bit words is shared among the threads of a block, leading to a state size of $(r+s)/n$ words per thread. If s is chosen to be close to the number of threads in a block the total state is only a few words per thread.³⁶ Using the combinations $r = 521$, $s = 353$ and $r = 1279$, $s = 861$, respectively, and using random initial seeds per thread that should be safe thanks to the large overall period, we find reasonably good statistical results at least for the generator with larger r and good performance, while the generator with $r = 521$ leads to a failed Ising application test, see the data in Table 2.

- **Mersenne twister.** This very popular generator in serial applications is also based on a generalized two-term lagged Fibonacci sequence,⁹⁷ where the larger lag N is derived from a Mersenne prime $2^k - 1$ as $N = \lceil k/32 \rceil$, hence the name. To improve the equidistribution properties, the resulting sequence x_n is additionally subjected to a tempering transformation, for details see Ref. [97]. The maximal achievable period is $2^k - 1$ which for the most popular choice $k = 19937$ amounts to approximately 4×10^{6001} . Similar to the case of the more standard lagged Fibonacci generators, Mersenne twister can only efficiently be used on GPU if the state is shared between different threads as otherwise the storage requirements are too large. A variant of the generator adapted for GPU was proposed in Ref. [98] under the name MTGP. It uses $k = 11213$ and 256 threads to generate $N - M$ numbers in parallel, where $M < 95$ is the smaller lag. Since $N = \lceil 11213/32 \rceil = 351$, the storage requirements per thread are $351/256 < 2$ words. An implementation of this algorithm is now part of the CURAND library that comes with Nvidia's CUDA distribution.⁹² Independent sequences can be generated from 200 parameter sets resulting from number theoretic calculations⁹⁸ that are provided with the implementation. This yields a rather limited number of independent sequences, however, so that in practice possibly correlated sub-sequences from different initial seeds

would need to be used. The fixed number of 256 threads required for MTGP also restricts the in-line use of this generator in the simulation kernel, and it is more suitable for pre-generating random numbers in a separate kernel to be stored in an array. As the data in Table 2 demonstrate, the statistical quality of the generator is good, but it fails some tests based on \mathbb{F}_2 linearity. The generator speed is good, but not outstanding.

- **XORShift generators.** Another class of generators proposed by Marsaglia is based on the exclusive-or or bitwise sum operation applied to a state and a bit-shifted copy, known as XORShift.⁹⁹ The relevant recursion is given by

$$x_n = x_{n-1}(I \oplus L^a)(I \oplus R^b)(I \oplus L^c) =: x_{n-1}M, \quad (9)$$

where L denotes a left-shift by one bit, R the corresponding right shift, and I is the identity bit-matrix. For an appropriate choice of a , b and c , the period is $2^w - 1$, where w is the word size. While the generators proposed in Ref. [99] used w between 32 and 192 with relatively moderate properties, in Ref. [91] a generator with $w = 1024$ was proposed that is specifically optimized for GPU applications. There, the 32 threads of a warp share the 1024-bit state by contributing one 32-bit word each. The shifts and XORs are cooperatively implemented by the threads of a warp, while the state is stored as an array in shared memory. Since the threads in a warp operate in lockstep, no explicit synchronization is necessary. An additional tempering of the output sequence is achieved by combining the output of the XORShift with a Weyl sequence of the form $y_n = (y_{n-1} + c) \pmod{2^w}$ with an odd constant c .¹⁰⁰ Full explanations and the source code of the CUDA implementation are provided in Ref. [91]. Independent sub-sequences can be determined by using skip-ahead via the application of a precomputed power of the recursion matrix, and the provided implementation uses sub-sequences of length $w^{137} \approx 2 \times 10^{41}$, which are safe from being exhausted on currently available hardware. On testing this generator it is found that all tests of the suite TestU01 and also the Ising application test are passed, no matter whether the sequence is used in single-thread or warp order. The performance of the initial implementation using shared memory is good, see Table 2; further improvements should be possible from using the thread shuffle³² instructions that allow to exchange data between the threads in a warp directly.

- **Counter-based generators.** A class of generators that are not derived from a recursion, but instead loosely based on secret-key crypto-

graphic transformations was proposed in Ref. [101]. Here, the idea is to generate the n th number in the sequence directly by applying some function f to the index (or *counter*) n ,

$$x_n = f_k(n),$$

such that knowledge of x_n is not required to compute x_{n+1} . Suitable functions of this type can be derived from cryptographic codes such as DES and AES.¹⁰² If n corresponds to the plaintext, it is clear that the ciphertext $f_k(n)$ must be statistically indistinguishable from a random sequence of bits for the code to be cryptographically secure. Standard codes ensuring this, such as DES and AES, are typically too slow, however, to serve as drop-in replacements for usual RNGs. Instead, Salmon *et al.*¹⁰¹ suggest to consider a simplified, “mock” version of AES with transformations based on integer division and its remainder,

$$\begin{aligned} \text{mulhi}(a, b) &= \lfloor (a \times b) / 2^w \rfloor, \\ \text{mullo}(a, b) &= (a \times b) \bmod 2^w, \end{aligned}$$

such that the main iteration picks two consecutive words (L, R) out of a block of N words of w bits each and computes

$$\begin{aligned} L' &= \text{mullo}(R, M), \\ R' &= \text{mulhi}(R, M) \oplus k \oplus L. \end{aligned}$$

The generator applies r rounds of such transformations with different multipliers M , interspersed with additional permutations of the elements. This results in the generators dubbed Philox-Nxw_r, where it is expected that a larger number of iterations r improves the quality of the output, and $r \geq 7$ is suggested for good quality of the generated random numbers.¹⁰¹ This class of generators has two main advantages: (a) The state of $N \times w$ bits, where $N = 4$ and $w = 32$ for one of the standard generators tested in Refs. [91,101], can be arbitrarily split between the space of keys k and the counter n of random numbers in a given sequence. It is therefore straightforward to generate a large number of independent sub-sequences and, in particular, it might be advantageous to tie the sequence numbers to some intrinsic variables of the calculations such as the particle or spin number, the system size, the disorder realization etc., such that exactly the same random numbers are used independent of the actual distribution of work over the available compute units. (b) Since these generators are not based on a recursion, it is in fact not necessary to store and transfer state variables

for generator instances used by individual threads. If the sub-sequences to be used are derived in a natural way from intrinsic variables such as the particle number etc., it suffices to pass an iteration number common to all threads into an updating kernel to have each thread generate the next number in the sequence. In addition to passing all tests of the suite TestU01 and the Ising application test, the Philox generators as implemented in Refs. [92,101] show excellent performance, see the data in Table 2.

A number of further generators are made available in the program library of Ref. [93]. The significant number of different generators might appear confusing to the novice, and it is not in general necessary to make oneself familiar with the details of all of them. Good general purpose generators with excellent statistical properties and high performance are given by the XORShift generator⁹¹ and the counter-based Philox.¹⁰¹ The latter has the additional advantage of being available as part of Nvidia's CURAND library.⁹²

5. Generalized ensembles

While standard local-update Markov-chain algorithms such as the Metropolis and heatbath methods discussed in Sec. 3 are extremely general and often also quite efficient, and cluster updates can be used for some systems in the vicinity of critical points, there are a range of situations where these methods fail to equilibrate the systems or do not give access to the quantities required in certain contexts. This affects systems with rugged free-energy landscapes including but not limited to systems with quenched disorder and certain biomolecular systems such as protein models.¹⁰³ For such problems a range of generalized-ensemble simulation methods have become available that allow to accelerate convergence by avoiding or overcoming barriers in phase space. Also, the sampling of rare events in systems with first-order phase transitions and methods giving access to the free energy and micro-canonical density-of-states call of special techniques, whose suitability for massively parallel implementations will be discussed next.

5.1. Parallel Tempering

In parallel tempering or replica-exchange Monte Carlo a number n_T of copies (replicas) of the system are simulated in parallel, and each replica is held at a different inverse temperature β_i .^{10,11} The replicas are labeled

in order of increasing inverse temperatures, i.e., ensuring that $\beta_i < \beta_j$ for $i < j$. At periodic intervals, an exchange of the configurations i and j is proposed and accepted with the Metropolis probability

$$p_{\text{acc}}(i, j) = \min \left[1, e^{(\beta_i - \beta_j)(E_i - E_j)} \right], \quad (10)$$

where E_i and E_j are the configurational energies of the affected replicas. It is easy to see that this just satisfies the detailed balance condition (4) with respect to the joint Boltzmann distribution of all replicas. In practice, one normally only considers neighboring replicas, i.e., $j = i + 1$, and attempts an exchange of each pair of neighboring configurations. This scheme can greatly improve relaxation as it allows replicas that are trapped in local minima at low temperatures to escape to high temperatures where they can relax freely and later on return to low temperatures, possibly occupying a different minimum. Ideally, copies hence perform a random walk in temperature space. It is clear that non-negligible acceptance of such exchange moves can only be expected if the typical energies of neighboring replicas are comparable, that is if the energy histograms at temperatures β_i and β_j have sufficient overlap.⁴² Too few temperatures will hence preclude the intended temperature random walks, but also too many temperatures are not ideal as in a random walk the number of steps required to traverse the full temperature range will grow as the square of the number of temperature points. One hence expects an optimum number and distribution of temperature points, and possible schemes for determining the optimum parameter set for parallel tempering simulations have received a fair amount of attention.^{104–106}

Replica-exchange Monte Carlo appears to be an ideal match for parallel computing as most of the time of a simulation will be spent on updating the replicas with some conventional Monte Carlo algorithm (for example single spin flips), and the occasional exchange of configurations according to Eq. (10) is very cheap computationally, but also in terms of communications as no actual copying of configurations is required. In a shared memory system, it is typically simplest to exchange pointers to the configurations between neighboring replicas, whereas on a distributed memory machine it is fastest to exchange the inverse temperatures β_i and β_j . In both cases, only a single integer or floating-point variable needs to be communicated.[‡]

[‡]Note that in order to implement the latter efficiently, it is typically necessary to maintain *two* arrays, one mapping from replica indices to (inverse) temperatures and one mapping from (inverse) temperatures to replica indices as otherwise it is not possible to easily identify the replicas belonging to two neighboring temperatures for proposing an exchange move.

Parallel tempering has been implemented on GPU for a range of systems, including spin models,³⁶ polymers,¹⁰⁷ as well as spin glasses^{50,52,108} and random field systems.¹⁰⁹ In terms of the work distribution, the actual replica-exchange step is so light that it is typically irrelevant whether it is implemented on CPU or in a GPU kernel. Note, however, that it requires up-to-date values for the configurational energies E_i . The necessary calculations should either be done on-the-fly in the local-updating kernel by adding the energy change incurred by the update of a degree of freedom to the current value of the total energy (an approach that is particularly feasible if the energy is an integer value such as for a discrete spin model), or distributed over the GPU(s) via a dedicated energy-calculation kernel. We note that the typical number of replicas, which is of the order of 10–100 for most applications, does not provide enough parallelism to fully load a current GPU device. It is therefore necessary to combine the parallelism provided by the replica-exchange algorithm with further techniques such as a domain decomposition,³⁶ the trivial parallelism provided in studying several realizations of random disorder in spin glasses or random-field systems,^{50,52,108,109} or by parallelizing the energy calculation in a system with long-range interactions,¹⁰⁷ for example. If such additional parallelism is exploited, parallel tempering simulations on GPU show excellent performance. Due to the almost embarrassingly parallel nature of the algorithm, the scaling with the number of replicas is found to be almost ideal.¹⁰⁷ For systems with only a few states such as the Ising model, it is also possible to code several of the parallel tempering replicas in one machine word yielding additional speedups. This will be discussed further in Sec. 6.

5.2. Multicanonical simulations

While in parallel tempering barriers in the energy landscape are overcome by escaping to high temperatures, in multicanonical simulations such regions of low probability are artificially enhanced in an attempt to avoid a trapping of the system in metastable states.⁸ To this end, one replaces the Boltzmann weight proportional to $\exp(-\beta E)$ by a general weight function $W(E)$. As a result, while the canonical energy distribution is

$$P_\beta(E) = \frac{1}{Z_\beta} \Omega(E) e^{-\beta E},$$

where $\Omega(E)$ is the density-of-states, and Z_β denotes the canonical partition function, the energy distribution in this modified ensemble then is

$$P_{\text{muca}}(E) = \frac{1}{Z_{\text{muca}}} \Omega(E) W(E), \quad (11)$$

where Z_{muca} is the corresponding multicanonical partition function. As is clear from Eq. (11), a flat distribution in energy is achieved for $W(E) \propto \Omega^{-1}(E)$. Such weights can be determined iteratively by estimating the density-of-states $\Omega(E)$ from a given simulation and adapting the weight function accordingly, i.e.,

$$W^{(n+1)}(E) \equiv \hat{\Omega}^{-1,(n)}(E) = W^{(n)}(E)/H^{(n)}(E), \quad (12)$$

where $H^{(n)}(E)$ denotes the energy histogram in the simulation with weight function $W^{(n)}(E)$. More elaborate weight iteration schemes that use the accumulated information from all previous iterations can be devised,^{110,111} but we will not discuss these here. After the weights are sufficiently converged to yield an approximately flat energy histogram, a production run in the fixed ensemble with weights $W^{(*)}(E)$ is used to estimate the observables of interest. As one of the paradigmatic applications, this scheme allows one to study the strongly suppressed coexistence region for a first-order transition and determine the interface tension between the phases.¹¹² Generalizations to reaction coordinates other than the energy, for example to magnetizations¹¹³ or bond and cluster numbers^{114,115} are also possible.

Although the problem of simulations with the general weights $W(E)$ appears to be very similar to the special case $W(E) = \exp(-\beta E)$ of the canonical ensemble, and hence the methods of parallelization outlined in Sec. 3 should be applicable, there is an important difference: while in the canonical case the ratio $W(E')/W(E) = \exp(-\beta \Delta E)$ entering the Metropolis acceptance criterion (and similar expressions for the heatbath method) depends on energy only through the difference $\Delta E = E' - E$ incurred by the present move, the dependence in the generalized-ensemble case is on E' and E individually. As a result, the acceptance probability for each move depends directly on the total value of E , and it becomes impossible to use a domain decomposition to flip spins in different regions of the lattice in parallel. All transitions in the Markov chain hence must occur in sequence. To still make use of parallel resources for simulations of this kind, two complementary strategies have been proposed. The first approach relies on a sub-division of the reaction-coordinate space (i.e., the energy for the simplest case) into possibly overlapping intervals such that separate simulations run in parallel can be used to cover all windows. The second strategy consists of setting up independent Markov chains each of which covers all of the reaction-coordinate space, but that communicate weight updates at certain intervals.

The windowing method was used in Ref. [116]. In this approach, the full energy range $[E_{\min}, E_{\max}]$ is divided into p windows $[E_{i,\min}, E_{i,\max}]$

and p independent simulations with a weight function $W^{(n)}(E)$ are used to simulate the system each with energies in the corresponding window. For the individual simulations, it is crucial that the current state is counted again if an attempted move leading the system outside the energy window was rejected.¹¹⁷ As the initial choice $W^{(0)}(E) = \text{const.}$ can be used. Some scheme needs to be devised to create appropriate initial configurations with energies inside the corresponding window. The results of all simulations are then used to determine an estimate of the density-of-states and hence an updated weight function $W^{(n+1)}(E)$ according to Eq. (12). Since the normalizations of the energy distributions (11) are different in each energy window, one needs to match neighboring histograms at one or several common energy values at the window boundary. Hence the method only works if the windows overlap by at least one energy state. A GPU implementation for the Ising model was discussed in Ref. [116], where it was demonstrated that the density-of-states for, e.g., a 64×64 system can reliably be estimated from energy windows as small as $\Delta E = 16$ without systematic biases and with speed-up factors exceeding 100 as compared to the corresponding scalar CPU implementation.

The second approach for parallel multicanonical simulations was proposed in Ref. [118] and uses p parallel walkers that are unrestricted in energy (or another reaction coordinate if that is chosen for the scheme) and work with the same weight function $W^{(n)}(E)$. At the end of an iteration, the histograms of individual runs are added up,

$$H^{(n)}(E) = \sum_{i=1}^p H_i^{(n)}(E),$$

and the total histogram is used to determine the updated weight function $W^{(n+1)}(E)$ according to Eq. (12). This is then again distributed to the p walkers to perform runs of the next iteration.¹¹⁸ The final production run can be performed in the same way, pooling the final results from p simulations to improve statistics. A GPU implementation of this method was recently introduced in Ref. [119]. It parallelizes only over independent walkers, thus resulting in particularly simple and easily adaptable code. In the example implementation for the 2D Ising model, it uses random-site selection for the individual spin updates, mainly in order to be able to scale the number of updates in units of individual spin flips instead of in units of sweeps. In order to achieve good coalescence of memory accesses, the same random-number sequence is used to select the spins in all replicas, but different, uncorrelated sequences are used to decide about the acceptance of

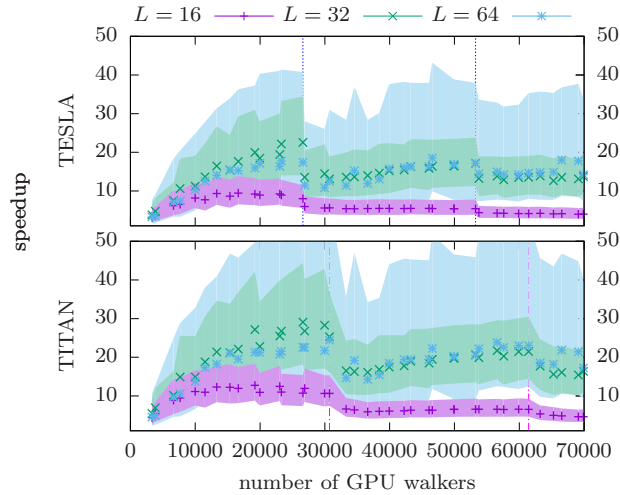


Fig. 10. Estimated speedup, i.e., reduction in wall-clock time required until convergence, for the parallel multicanonical method applied to the 2D Ising model on different GPUs (Tesla K20m, Titan Black) as a function of the number of walkers. The speedup is obtained compared to reference times from simulations on one CPU node equipped with two Intel E5-2640 6-core CPUs, using a total of 24 hyper-threads. Data points mark the median speedup and the shaded areas indicate the confidence interval covering 2/3 of the data.

spin flips. Instead of collecting individual histograms $H_i^{(n)}(E)$ to be added up at the end of each iteration, it turns out to be more efficient for each thread to add events to a unique histogram $H^{(n)}(E)$ kept in global memory using atomic operations for the increments. Since the number of possible energy values typically grows faster than the number p of walkers, this leads to excellent performance as collisions in accessing histogram entries are rare. For the total times per spin-flip, including the time spent on histogram and weight updates, we arrive at peak performances of 0.22 ns and 0.16 ns for the Tesla K20m and GTX Titan Black cards, respectively, which corresponds to a 15–21 times speedup as compared to the performance of an MPI code on a full dual-CPU node with a total of 12 cores (24 hyper-threads) with Intel Xeon E5-2640 CPUs.¹¹⁹ This optimal performance is found for fully loading the GPUs with threads, i.e., for the maximum occupancy, corresponding to 30 720 threads for the Titan Black and 26 624 threads for K20m. The total speedup of the parallel implementation also depends on the effect of the parallel calculation on the number of required iterations until divergence,

which is found to be slowly decreasing with p ,¹¹⁹ at least if a number of equilibration updates in between iterations ensures that the walkers are thermalized with respect to the updated weights before collecting statistics for the next iteration. The total speedup in the time-to-solution for the parallel multicanonical code on GPU as a function of p is shown in Fig. 10. The characteristic shape of these curves is related to occupancy effects of the devices with the vertical lines indicating the optimal number of threads mentioned above. The optimal speedups in the time-to-solution are about 20 for the Tesla K20m and about 25 for the Titan Black, so even a bit larger than the hardware speedups. This effect is attributed to the fact that the histograms collected by independent walkers are somewhat less correlated than those sampled by a single simulation for the same total number of hits. The observed scaling properties are quite good, although it is clear that the necessary equilibration steps will asymptotically destroy parallel scaling as the total parallel work is of the form $W = W_0 + pT$, where W_0 denotes the sampling sweeps and T the equilibration steps, such that the work W/p per walker approaches a constant as $p \rightarrow \infty$.^k

5.3. Wang-Landau update

The Wang-Landau method^{9,120} can be seen as a different technique for determining the optimal weights in a multicanonical simulation or, alternatively, as a method for directly estimating the density-of-states. It is not a traditional Markov-chain method as it changes the ensemble at each step, but a variant has been classified as a stochastic approximation algorithm.¹²¹ The algorithm continuously modifies a working estimate $g(E)$ (initialized as $g(E) = 1 \forall E$) for the density-of-states $\Omega(E)$ by multiplying it for the currently visited energy bin by a modification factor f , initially chosen to be $f = e$. Spin flips for the transition $E \rightarrow E'$ are accepted with probability

$$p_{\text{acc}} = \min[1, g(E)/g(E')].$$

If an energy histogram $H(E)$ recorded during the updating procedure is “sufficiently flat”,⁹ the modification factor is reduced as $f \rightarrow \sqrt{f}$ and $H(E)$ is reset to zero. In practice, flatness is often declared if the minimum histogram bin has at least 80% of the average number of hits. The algorithm terminates once f has reached a certain accuracy threshold, for instance

^kWe note that the number W_0 of samples until convergence will itself (weakly) depend on p ,¹¹⁹ but this does not affect the argument for a diminishing scaling efficiency as $p \rightarrow \infty$.

10^{-8} . While the method appears to converge well in general, it has been noted that the accuracy cannot be arbitrarily increased with the given schedule of reducing f and there is actually a residual error that does not diminish for longer simulations.¹²² A number of schemes have been suggested to correct this, in particular a $1/t$ decay of the modification factor after an initial exploration phase¹²³ and a class of methods dubbed stochastic approximation Monte Carlo.^{121,124}

Parallelization of the algorithm proceeds along similar lines as for the multicanonical method. The energy range can be divided into windows¹ that are sampled by individual walkers.¹²⁰ Window overlaps are then required to allow for a matching together of the pieces of the density-of-states. A GPU implementation of this scheme was discussed in Ref. [116]. Some inefficiencies often occur in such schemes due to the random nature of the run-time of the algorithm for the different windows, and additional load balancing would be required to alleviate this effect. An alternative approach is somewhat similar in spirit to the parallel multicanonical method of Ref. [118] in that it employs a large number of parallel walkers.¹²⁶ As the continuous weight modification after each flip would serialize all updates, however, this condition is relaxed and the walkers work with separate estimates $g_p(E)$ that are only synchronized at certain intervals. A more flexible approach combines aspects of parallel tempering with the Wang-Landau method,¹²⁷ such that Wang-Landau simulations are performed in overlapping energy windows, and replica-exchange moves are attempted between walkers in neighboring windows. Several independent walkers can be employed in each window, for which the flatness of histograms is assessed separately; their estimates are averaged before changing the modification factor and moving to the next iteration. Improved load balancing is attempted by choosing energy windows of uneven size, such that the expected convergence time between intervals stays the same.¹²⁷

5.4. Population annealing

A more recent addition to the arsenal of generalized-ensemble simulations is not drawn from the class of Markov chain Monte Carlo algorithms, but instead hails from the kingdom of sequential Monte Carlo methods.¹²⁸ Pop-

¹Note that the original proposal in Ref. [120] contained a mistake in that after the rejection of a move that would have led the system outside of the energy window the current configuration was not counted again. This was later on corrected in Refs. [117, 125].

ulation annealing was first suggested in Refs. [17,18] and more recently rediscovered and improved in Ref. [19]. In this approach, a large population of replicas of the system are simulated at the same temperature. At periodic intervals, the temperature is lowered and configurations are resampled according to their relative Boltzmann weight at the lower temperature. This process is continued until a pre-defined target temperature has been reached. Measurements of observables are then taken as population averages at a given temperature. The algorithm can be summarized as follows:

- (1) Set up an equilibrium ensemble of $R_0 = R$ independent replicas of the system at inverse temperature $\beta_0 = 0$.
- (2) To create an approximately equilibrated population at $\beta_i > \beta_{i-1}$, re-sample configurations $j = 1, \dots, R_{i-1}$ with their relative Boltzmann weight $\tau_i(E_j) = \exp[-(\beta_i - \beta_{i-1})E_j]/Q_i$, where

$$Q_i \equiv Q(\beta_{i-1}, \beta_i) = \frac{1}{R_{i-1}} \sum_{j=1}^{R_{i-1}} \exp[-(\beta_i - \beta_{i-1})E_j]. \quad (13)$$

- (3) Update each replica by θ sweeps of a Markov chain Monte Carlo (MCMC) algorithm at inverse temperature β_i .
- (4) Calculate estimates for observable quantities \mathcal{O} as population averages $\sum_{j=1}^{R_i} \mathcal{O}_j / R_i$.
- (5) If the the target temperature β_f has not been reached, goto step (ii).

The approach is similar in spirit to parallel tempering, but it is intrinsically much more suitable for parallel computing due to the large populations required (typically at least 10^4 replicas, often also^{129,130} 10^6 or 10^7). Also, it allows access to certain population-related quantities such as the free energy, which are more difficult to measure in parallel tempering (but see Ref. [131]). A number of improvements, such as adaptive temperature steps, time steps and population sizes have been proposed.^{86,132} Also, it is possible to use a multi-histogram analysis to improve the statistical quality of data and provide results for any temperature point⁸⁶ as well as weighted averages of simulations with smaller population sizes to reduce population-size related bias.^{19,129} As it stands, the approach is not directly efficient for simulating first-order transitions.¹³³

An implementation of population annealing for GPU was discussed in Ref. [86], using as the example application a 2D Ising model. The parallelization of the spin updates can rely on the same approaches as for the canonical simulations discussed in Sec. 3. Replica-level parallelism, where

the threads of a block update the same locations in different replica, is the inherent parallelism of the method and it ensures that population annealing can be efficiently implemented on GPU independent of the model. For the application of the method to the Ising model, this approach is combined with spin-level parallelism, using tiling and a checkerboard update as in the implementation discussed in Sec. 3.1 above. The Philox generator is used for the Metropolis update, cf. Sec. 4. The resampling is implemented by calculating the weight functions Q_i of Eq. (13) in parallel and implementing the scan pattern (cf. Sec. 2.3) to determine the new position of copies of replicas in the resampled population. Measurements as averages over the population are computed using parallel reductions, using atomic operations to combine the partial results from different thread blocks. In total, this approach yields excellent speedups as compared to a serial implementation, the peak performance on a Tesla K80 GPU being around 230 times faster than the serial code on an Intel Xeon E5-2683 v4 CPU. The overhead for resampling is found to be rather small for typical values θ of the number of rounds of spin flips performed in between resampling steps, coming in at less than 15% of the runtime for $\theta \geq 10$.⁸⁶ Multi-spin coding can be used to increase the peak performance to less than 10 ps per spin flip on the K80, resulting in speedups of a factor of 2400 against the serial CPU code. In this setup, the compression of 32 or 64 spins into a single word leads to a significant relief of bandwidth pressure for memory transfers, such that calculations are then typically limited by their arithmetic density. The cost of generating random numbers therefore turns into an important consideration. If the underlying, high-quality RNG (in this case Philox¹⁰¹) is used for generating the random numbers for all multi-spin coded copies, the overall performance benefit of multi-spin coding is very moderate.⁸⁶ As an alternative, a combination with a cheap linear-congruential generator dealing with the copies coded together that is re-seeded for each sweep by Philox provides good statistical quality and the excellent performance results quoted above.⁸⁶

6. Disordered systems

Simulations of systems with quenched disorder, in particular spin glasses and random-field systems,¹³⁴ are extremely demanding computationally. The reason is twofold: firstly the rugged free-energy landscape of such systems results in extremely slow relaxation, and secondly the necessary disorder average means that all calculations need to be repeated for many

thousand disorder realizations. The relaxation can be sped up with the help of the generalized-ensemble methods discussed above, but they only provide a moderate improvement as still typically the relaxation times increase very steeply with system size. Parallel tempering is the technique most commonly used for Monte Carlo simulations of such problems,^{135,136} but also multicanonical and Wang-Landau methods are employed^{137,138} and, more recently, population annealing simulations.^{130,139}

This situation turns such systems into ideal targets for massively parallel simulation methods. While the required generalized-ensemble simulation techniques are more or less well suitable for parallel computing as outlined in Sec. 5, the average over disorder provides an additional dimension along which simulations are trivially parallel, and so ideal scaling can be expected. For spin glasses a number of independent initiatives have provided implementations of simulation codes for massively parallel hardware. The main focus has been on systems with discrete spins such as Ising and Potts spin glasses, where the Ising case corresponds to the Hamiltonian (7) with couplings J_{ij} typically drawn from a Gaussian or a bimodal distribution. A number of different implementations on GPU each use some mixture of the same general ingredients:^{36,50,52} parallel tempering, checkerboard updates and tiling, multi-spin coding across different disorder realizations,^m carefully tailored setups for random-number generation. Some attention has also been paid to systems with continuous degrees of freedom, in particular the Heisenberg spin glass, where the exceptional floating-point performance of current GPUs can be brought to the fore, in particular if single-precision variables are used for the spins and the special-function units can be employed.^{85,108} A different architecture has been used by the JANUS initiative that has constructed special-purpose machines for simulations of discrete-spin glass models based on field-programmable gate arrays (FPGAs).^{141,142} Comparing these to GPU implementations, the overall throughput is similar, but the FPGA machines allow to simulate single realizations at higher spin-flip rates than the GPU codes can.^{50,52} Massively parallel implementations of codes for random-field systems have also focused on the Ising case, corresponding to the Hamiltonian (7) with local random fields h_i but uniform couplings $J_{ij} = J$. There has been significantly less work on such problems using massively parallel machines, but efficient implementations

^mWe note that for spin-glass systems often the same random number is used to decide about the flipping of all spins coded together as it is argued that the randomness in disorder realizations together with the properties of bond chaos¹⁴⁰ lead to a sufficient decorrelation of individual trajectories.⁵⁰

can be achieved using techniques almost identical to those for the spin glasses, a recent example is provided in Ref. [109].

7. Summary

The aim of this chapter was to give a general introduction to aspects of (massively) parallel computing relevant for practitioners in the field of computer simulations in statistical physics. We provided some general background including the scaling theory of parallel performance, an overview of the available parallel hardware with a focus on graphics processing units, and an outline of the most important algorithmic skeletons or patterns in parallel computing. In the application part we went on to discuss the parallelization of canonical Monte Carlo algorithms such as single-spin flip simulations of lattice models, but also the cluster updates that allow to tackle the slowing down of dynamics close to critical points. After giving an outline of the specific problems of random-number generation for massively parallel applications and their solution, we went on to discuss the challenges posed by parallel implementations of generalized-ensemble simulation algorithms used for simulating systems with complex free-energy landscapes, including parallel tempering, multicanonical and Wang-Landau simulations as well as the population annealing method. Most of the tricks of this trade come together in the simulation of disordered systems with massively parallel resources, an application which seems to be an ideal fit for devices such as GPUs, FPGAs and Xeon Phi.

Acknowledgments

I thank Yuriy Holovatch for his kind invitation to present one of the Ising Lectures at the Institute for Condensed Matter Physics of the National Academy of Sciences of Ukraine, Lviv, Ukraine.

I gratefully acknowledge the contributions to the work reviewed here by my collaborators, in particular Lev Barash, Michal Borovský, Jonathan Gross, Alexander Hartmann, Wolfhard Janke, Jeffrey Kelling, Ravinder Kumar, Markus Manssen, Lev Shchur, Taras Yavors'kii, and Johannes Zierenberg. I also thank Axel Arnold, Benjamin Block, Eren Elçi, Ezequiel Ferrero, Nikolaos Fytas, Helmut Katzgraber, Ralph Kenna, David Landau, Jonathan Machta, and Peter Virnau for many useful discussions relating to the subject.

This work was partially supported by the European Commission

through the IRSES network DIONICOS under Contract No. PIRSES-GA-2013-612707, by the German Research Foundation (DFG) in the Emmy Noether Program under contract No. WE4425/1-1, and through the Royal Society under contract No. RG140201.

References

1. G. Gramelsberger, ed., *From Science to Computational Sciences: Studies in the History of Computing and Its Influence on Today's Sciences*. diaphanes, Zurich (2011). URL <https://books.google.de/books?id=VUuxPwAACAAJ>.
2. D. C. Rapaport, *The Art of Molecular Dynamics Simulation*. Cambridge University Press, Cambridge (2004). URL <https://books.google.co.uk/books?id=iqDJ2hjQBMEC>.
3. D. Sholl and J. A. Steckel, *Density Functional Theory: A Practical Introduction*. Wiley, Hoboken (2009).
4. D. P. Landau and K. Binder, *A Guide to Monte Carlo Simulations in Statistical Physics*, 4th edn. Cambridge University Press, Cambridge (2015).
5. G. E. Moore, Cramming more components onto integrated circuits, *Electronics*. **38**, 114 (1965).
6. R. H. Swendsen and J. S. Wang, Nonuniversal critical dynamics in Monte Carlo simulations, *Phys. Rev. Lett.* **58**, 86–88 (1987). URL <http://dx.doi.org/10.1103/PhysRevLett.58.86>.
7. U. Wolff, Collective Monte Carlo updating for spin systems, *Phys. Rev. Lett.* **62**, 361–364 (1989). URL <http://dx.doi.org/10.1103/PhysRevLett.62.361>.
8. B. A. Berg and T. Neuhaus, Multicanonical ensemble: A new approach to simulate first-order phase transitions, *Phys. Rev. Lett.* **68**, 9–12 (1992). URL <http://dx.doi.org/10.1103/PhysRevLett.68.9>.
9. F. Wang and D. P. Landau, Efficient, multiple-range random walk algorithm to calculate the density of states, *Phys. Rev. Lett.* **86**, 2050–2053 (2001). URL <http://dx.doi.org/10.1103/PhysRevLett.86.2050>.
10. C. J. Geyer. Markov chain Monte Carlo maximum likelihood. In *Computing Science and Statistics: Proceedings of the 23rd Symposium on the Interface*, p. 156, American Statistical Association, New York (1991).
11. K. Hukushima and K. Nemoto, Exchange Monte Carlo method and application to spin glass simulations, *J. Phys. Soc. Jpn.* **65**, 1604–1608 (1996).
12. B. Efron and R. J. Tibshirani, *An Introduction to the Bootstrap*. Chapman and Hall, Boca Raton (1994).
13. M. Weigel and W. Janke, Error estimation and reduction with cross correlations, *Phys. Rev. E*. **81**, 066701 (2010). URL <http://dx.doi.org/10.1103/PhysRevE.81.066701>.
14. N. Ito, Non-equilibrium relaxation and interface energy of the Ising model, *Physica A*. **196**(4), 591–614 (1993).
15. Y. Deng, T. M. Garoni, J. Machta, G. Ossola, M. Polin, and A. D. Sokal, Dynamic critical behavior of the Chayes-Machta-Swendsen-Wang algorithm,

- Phys. Rev. Lett.* **99**(5), 055701 (2007). URL <http://dx.doi.org/10.1103/physrevlett.99.055701>.
16. K. Asanovic, R. Bodik, B. C. Catanzaro, J. J. Gebis, P. Husbands, K. Keutzer, D. A. Patterson, W. L. Plishker, J. Shalf, S. W. Williams, and K. A. Yelick. The landscape of parallel computing research: A view from Berkeley. Technical report, University of California, Berkeley, EECS Department, UCB/EECS-2006-183 (2006).
 17. Y. Iba, Population Monte Carlo algorithms, *Trans. Jpn. Soc. Artif. Intell.* **16**, 279–286 (2001).
 18. K. Hukushima and Y. Iba, Population annealing and its application to a spin glass, *AIP Conf. Proc.* **690**, 200–206 (2003). URL <http://dx.doi.org/10.1063/1.1632130>.
 19. J. Machta, Population annealing with weighted averages: A Monte Carlo method for rough free-energy landscapes, *Phys. Rev. E* **82**, 026704 (2010). URL <http://link.aps.org/doi/10.1103/PhysRevE.82.026704>.
 20. M. McCool, J. Reinders, and A. Robison, *Structured Parallel Programming: Patterns for Efficient Computation*. Morgan Kaufman, Waltham, MA (2012). URL <http://books.google.co.uk/books?id=2hYqeo08t8IC>.
 21. TOP500 supercomputer sites. <https://www.top500.org/> .
 22. Message passing interface. <http://mpi-forum.org/> .
 23. D. B. Kirk and W. W. Hwu, *Programming Massively Parallel Processors*. Elsevier, Amsterdam (2010).
 24. W. W. Hwu, ed., *GPU Computing Gems: Emerald Edition*. Morgan Kaufmann, Amsterdam (2011). URL <http://www.amazon.com/exec/obidos/redirect?tag=citeulike07-20&path=ASIN/0123849888>.
 25. G. E. Blelloch, Programming parallel algorithms, *Commun. ACM* **39**, 85–97 (1996). URL <http://dx.doi.org/10.1145/227234.227246>.
 26. The Green500 List: Environmentally responsible supercomputing. <http://www.green500.org> .
 27. G. M. Amdahl. Validity of the single processor approach to achieving large scale computing capabilities. In *Proceedings of the April 18-20, 1967, spring joint computer conference*, pp. 483–485 (1967). URL <http://dx.doi.org/10.1145/1465482.1465560>.
 28. J. L. Gustafson, Reevaluating Amdahl’s law, *Commun. ACM* **31**(5), 532–533 (1988). URL <http://dx.doi.org/10.1145/42411.42415>.
 29. M. J. Flynn, Some computer organizations and their effectiveness, *IEEE Trans. Comput.* **100**, 948–960 (1972). URL <http://dx.doi.org/10.1109/tc.1972.5009071>.
 30. A. Moore, *FPGAs for dummies*. John Wiley & Sons, Hoboken (2017). URL https://www.altera.com/content/dam/altera-www/global/en_US/pdfs/literature/misc/fpgas_for_dummies_ebook.pdf.
 31. J. D. Owens, M. Houston, D. Luebke, S. Green, J. E. Stone, and J. C. Phillips, GPU computing, *Proceedings of the IEEE* **96**, 879–899 (2008). URL <http://dx.doi.org/10.1109/jproc.2008.917757>.
 32. CUDA zone. <http://developer.nvidia.com/category/zone/cuda-zone> .
 33. CUDA C Programming Guide.

- <http://docs.nvidia.com/cuda/cuda-c-programming-guide> .
34. CUDA C Best Practices Guide.
<http://docs.nvidia.com/cuda/cuda-c-best-practices-guide> .
 35. M. Scarpino, *OpenCL in Action: How to Accelerate Graphics and Computation*. Manning, Shelter Island (2012). URL <https://books.google.co.uk/books?id=pzuAygAACAAJ>.
 36. M. Weigel, Performance potential for simulating spin models on GPU, *J. Comp. Phys.* **231**, 3064–3082 (2012).
 37. M. Aldinucci and M. Danelutto, Skeleton-based parallel programming: Functional and parallel semantics in a single shot, *Comput. Lang. Syst. Struct.* **33**, 179–192 (2007). URL <http://dx.doi.org/10.1016/j.cl.2006.07.004>.
 38. T. G. Mattson, B. A. Sanders, and B. L. Massingill, *Patterns for Parallel Programming*. Addison-Wesley, Boston (2005). URL <https://books.google.co.uk/books?id=2ZpQAAAAAAAJ>.
 39. D. Frenkel and B. Smit, *Understanding Molecular Simulation: From Algorithms to Applications*, 2nd edn. Academic Press, San Diego (2002). URL <https://books.google.co.uk/books?id=5qTzldS9R0IC>.
 40. B. A. Berg, *Markov Chain Monte Carlo Simulations and Their Statistical Analysis*. World Scientific, Singapore (2004).
 41. N. Metropolis, A. W. Rosenbluth, M. N. Rosenbluth, A. H. Teller, and E. Teller, Equation of state calculations by fast computing machines, *J. Chem. Phys.* **21**, 1087–1092 (1953). URL <http://dx.doi.org/10.1063/1.1699114>.
 42. W. Janke. Monte Carlo Methods in classical statistical physics. In eds. H. Fehske, R. Schneider, and A. Weiße, *Computational Many-Particle Physics*, pp. 79–140. Springer, Berlin (2008).
 43. D. Loison, C. L. Qin, K. D. Schotte, and X. F. Jin, Canonical local algorithms for spin systems: Heat bath and Hastings’s methods, *Eur. Phys. J. B.* **41**, 395–412 (2004). URL http://epjb.edpsciences.org/index.php?option=com_article&access=standard&Itemid=129&url=/articles/epjb/abs/2004/19/b04091/b04091.html.
 44. K. Fukui and S. Todo, Order-N cluster Monte Carlo method for spin systems with long-range interactions, *J. Comp. Phys.* **228**(7), 2629–2642 (2009). URL <http://dx.doi.org/10.1016/j.jcp.2008.12.022>.
 45. Y. Miyatake, M. Yamamoto, J. J. Kim, M. Toyonaga, and O. Nagai, On the implementation of the ‘heat bath’ algorithms for Monte Carlo simulations of classical Heisenberg spin systems, *J. Phys. C.* **19**, 2539–2546 (1986). URL <http://dx.doi.org/10.1088/0022-3719/19/14/020>.
 46. E. Flores-Sola, M. Weigel, R. Kenna, and B. Berche, Cluster Monte Carlo and dynamical scaling for long-range interactions, *Eur. Phys. J. Special Topics.* **226**, 581–594 (2017). URL <https://doi.org/10.1140/epjst/e2016-60338-3>.
 47. M. Michel, X. Tan, and Y. Deng, Clock Monte Carlo methods, *Preprint arXiv:1706.10261* (2017).
 48. R. Ren and G. Orkoulas, Acceleration of Markov chain Monte Carlo simu-

- lations through sequential updating, *J. Chem. Phys.* **124**, 064109 (2006).
49. T. Preis, P. Virnau, W. Paul, and J. J. Schneider, GPU accelerated Monte Carlo simulation of the 2D and 3D Ising model, *J. Comp. Phys.* **228**, 4468 (2009). URL <http://dx.doi.org/10.1016/j.jcp.2009.03.018>.
 50. M. Lulli, M. Bernaschi, and G. Parisi, Highly optimized simulations on single-and multi-GPU systems of the 3d Ising spin glass model, *Comput. Phys. Commun.* **196**, 290–303 (2015). URL <http://dx.doi.org/10.1016/j.cpc.2015.06.019>.
 51. E. E. Ferrero, J. P. De Francesco, N. Wolovick, and S. A. Cannas, q -state Potts model metastability study using optimized GPU-based Monte Carlo algorithms, *Comput. Phys. Commun.* **183**, 1578–1587 (2012). URL <http://dx.doi.org/10.1016/j.cpc.2012.02.026>.
 52. Y. Fang, S. Feng, K.-M. Tam, Z. Yun, J. Moreno, J. Ramanujam, and M. Jarrell, Parallel tempering simulation of the three-dimensional Edwards-Anderson model with compact asynchronous multispin coding on GPU, *Comput. Phys. Commun.* **185**, 2467–2478 (2014). URL <http://dx.doi.org/10.1016/j.cpc.2014.05.020>.
 53. M. Manssen and A. K. Hartmann, Aging at the spin-glass/ferromagnet transition: Monte Carlo simulations using graphics processing units, *Phys. Rev. B* **91**, 174433 (2015). URL <https://link.aps.org/doi/10.1103/PhysRevB.91.174433>.
 54. B. Block, P. Virnau, and T. Preis, Multi-GPU accelerated multi-spin Monte Carlo simulations of the 2D Ising model, *Comp. Phys. Commun.* **181**, 1549–1556 (2010). URL <http://dx.doi.org/10.1016/j.cpc.2010.05.005>.
 55. M. Weigel, Simulating spin models on GPU, *Comput. Phys. Commun.* **182**, 1833–1836 (2011). URL <http://dx.doi.org/10.1016/j.cpc.2010.10.031>.
 56. M. Weigel, The GPU revolution at work, *Computing in Science & Engineering* **13**(5), 5–6 (2011). URL <http://dx.doi.org/10.1109/mcse.2011.89>.
 57. S. Puri and V. Wadhawan, eds., *Kinetics of Phase Transitions*. CRC Press, Boca Raton (2009).
 58. S. Wolfram, *A new kind of science*. Wolfram Media, Champaign, IL (2002). URL <https://books.google.co.uk/books?id=kRDvAAAAMAAJ>.
 59. J. Kelling and G. Ódor, Extremely large-scale simulation of a Kardar-Parisi-zhang model using graphics cards, *Phys. Rev. E* **84**, 061150 (2011). URL <http://dx.doi.org/10.1103/physreve.84.061150>.
 60. J. Kelling, G. Ódor, and S. Gemming, Suppressing correlations in massively parallel simulations of lattice models. URL <http://arxiv.org/abs/1705.01022> (July, 2017).
 61. A. B. Bortz, M. H. Kalos, and J. L. Lebowitz, A new algorithm for Monte Carlo simulation of Ising spin systems, *J. Comput. Phys.* **17**, 10 (1975).
 62. J. Dall and P. Sibani, Faster Monte Carlo simulations at low temperatures: The waiting time method, *Comput. Phys. Commun.* **141**, 260 (2001). URL [http://dx.doi.org/10.1016/S0010-4655\(01\)00412-X](http://dx.doi.org/10.1016/S0010-4655(01)00412-X).
 63. B. D. Lubachevsky, Efficient parallel simulations of dynamic Ising spin systems, *J. Comp. Phys.* **75**(1), 103–122 (1988).
 64. G. Korniss, Z. Toroczkai, M. A. Novotny, and P. A. Rikvold, From massively

- parallel algorithms and fluctuating time horizons to nonequilibrium surface growth, *Phys. Rev. Lett.* **84**, 1351–1354 (2000). URL <https://link.aps.org/doi/10.1103/PhysRevLett.84.1351>.
65. G. Korniss, M. A. Novotny, H. Guclu, Z. Toroczkai, and P. A. Rikvold, Suppressing roughness of virtual times in parallel Discrete-Event simulations, *Science*. **299**, 677–679 (2003). URL <http://science.sciencemag.org/content/299/5607/677>.
 66. L. N. Shchur and M. A. Novotny, Evolution of time horizons in parallel and grid simulations, *Phys. Rev. E*. **70**, 026703 (2004). URL <https://link.aps.org/doi/10.1103/PhysRevE.70.026703>.
 67. J. Kelling, *Efficient parallel Monte-Carlo simulations for large-scale studies of surface growth processes*. PhD thesis, Chemnitz (2017).
 68. A. D. Sokal. Monte Carlo methods in statistical mechanics: Foundations and new algorithms. In eds. C. DeWitt-Morette, P. Cartier, and A. Folacci, *Functional Integration: Basics and Applications*, Proceedings of the 1996 NATO Advanced Study Institute in Cargèse, pp. 131–192. Plenum Press, New York (1997).
 69. C. M. Fortuin and P. W. Kasteleyn, On the random-cluster model I. Introduction and relation to other models, *Physica*. **57**, 536–564 (1972). URL [http://dx.doi.org/10.1016/0031-8914\(72\)90045-6](http://dx.doi.org/10.1016/0031-8914(72)90045-6).
 70. E. Luijten, Introduction to cluster Monte Carlo algorithms, *Lect. Notes Phys.* **703**, 13–38 (2006).
 71. D. Heermann and A. N. Burkitt, Parallelization of the Ising model and its performance evaluation, *Parallel Comput.* **13**, 345–357 (1990). URL [http://dx.doi.org/10.1016/0167-8191\(90\)90137-x](http://dx.doi.org/10.1016/0167-8191(90)90137-x).
 72. C. F. Baillie and P. D. Coddington, Cluster identification algorithms for spin models – Sequential and parallel, *Concurrency: Pract. Exper.* **3**, 129–144 (1991). URL <http://dx.doi.org/10.1002/cpe.4330030205>.
 73. M. Flanagan and P. Tamayo, Parallel cluster labeling for large-scale Monte Carlo simulations, *Physica A*. **215**, 461–480 (1995). URL [http://dx.doi.org/10.1016/0378-4371\(95\)00019-4](http://dx.doi.org/10.1016/0378-4371(95)00019-4).
 74. L. He, X. Ren, Q. Gao, X. Zhao, B. Yao, and Y. Chao, The connected-component labeling problem: A review of state-of-the-art algorithms, *Pattern Recogn.* **70**, 25–43 (2017). URL <http://www.sciencedirect.com/science/article/pii/S0031320317301693>.
 75. M. Weigel, Connected-component identification and cluster update on graphics processing units, *Phys. Rev. E*. **84**, 036709 (2011). URL <http://dx.doi.org/10.1103/PhysRevE.84.036709>.
 76. J. Hoshen and R. Kopelman, Percolation and cluster distribution. I. Cluster multiple labeling technique and critical concentration algorithm, *Phys. Rev. B*. **14**(8), 3438–3445 (1976). URL <http://dx.doi.org/10.1103/physrevb.14.3438>.
 77. R. E. Tarjan, Efficiency of a good but not linear set union algorithm, *J. ACM*. **22**, 215–225 (1975). URL <http://dx.doi.org/10.1145/321879.321884>.
 78. M. E. J. Newman and R. M. Ziff, Fast Monte Carlo algorithm for site or

- bond percolation, *Phys. Rev. E* **64**, 016706 (2001).
79. E. M. Elçi and M. Weigel, Efficient simulation of the random-cluster model, *Phys. Rev. E* **88**, 033303 (2013). URL <http://pre.aps.org/abstract/PRE/v88/i3/e033303>.
 80. D. Stauffer and A. Aharony, *Introduction to Percolation Theory*, second edn. Taylor & Francis, London (1994).
 81. E. Miranda, Geometrical properties of Swendsen-Wang clusters, *Physica A* **175**(2), 229–234 (July, 1991). URL [http://dx.doi.org/10.1016/0378-4371\(91\)90401-w](http://dx.doi.org/10.1016/0378-4371(91)90401-w).
 82. Y. Komura and Y. Okabe, GPU-based Swendsen–Wang multi-cluster algorithm for the simulation of two-dimensional classical spin systems, *Comput. Phys. Commun.* **183**, 1155–1161 (2012). URL <http://www.sciencedirect.com/science/article/pii/S001046551200032X>.
 83. F. Wende and T. Steinke, Swendsen–Wang multi-cluster algorithm for the 2D/3D Ising model on Xeon Phi and GPU. In *SC '13 Proceedings of the International Conference on High Performance Computing, Networking, Storage and Analysis*, p. 83 (2013).
 84. Y. Komura, GPU-based cluster-labeling algorithm without the use of conventional iteration: Application to the Swendsen–Wang multi-cluster spin flip algorithm, *Comput. Phys. Commun.* **194**, 54–58 (2015). URL <http://www.sciencedirect.com/science/article/pii/S0010465515001472>.
 85. T. Yavors'kii and M. Weigel, Optimized GPU simulation of continuous-spin glass models, *Eur. Phys. J. Special Topics* **210**, 159 (2012).
 86. L. Y. Barash, M. Weigel, M. Borovský, W. Janke, and L. N. Shchur, GPU accelerated population annealing algorithm. Preprint arXiv:1703.03676 (2017).
 87. B. Qi, Y.-M. Chi, H.-K. Lo, and L. Qian, High-speed quantum random number generation by measuring phase noise of a single-mode laser, *Opt. Lett.* **35**, 312–314 (2010).
 88. J. E. Gentle, *Random number generation and Monte Carlo methods*, 2nd edn. Springer, Berlin (2003).
 89. P. L'Ecuyer and R. Simard, TestU01: A C library for empirical testing of random number generators, *ACM Trans. Math. Softw.* **33**(4), 22 (2007). URL <http://dx.doi.org/10.1145/1268776.1268777>.
 90. A. M. Ferrenberg, D. P. Landau, and Y. J. Wong, Monte Carlo simulations: Hidden errors from “good” random number generators, *Phys. Rev. Lett.* **69**(23), 3382–3384 (1992). URL <http://dx.doi.org/10.1103/physrevlett.69.3382>.
 91. M. Manssen, M. Weigel, and A. K. Hartmann, Random number generators for massively parallel simulations on GPU, *Eur. Phys. J. Special Topics* **210**, 53–71 (2012).
 92. *CUDA Toolkit CURAND Guide*. NVIDIA Corporation (2017).
 93. L. Y. Barash and L. N. Shchur, PRAND: GPU accelerated parallel random number generation library: Using most reliable algorithms and applying parallelism of modern GPUs and CPUs, *Comput. Phys. Commun.* **185**(4), 1343–1353 (2014).

94. A. E. Ferdinand and M. E. Fisher, Bounded and inhomogeneous Ising models. I. Specific heat anomaly of a finite lattice, *Phys. Rev.* **185**, 832 (1969). URL <http://dx.doi.org/10.1103/PhysRev.185.832>.
95. D. E. Knuth, *The Art of Computer Programming, Volume 2: Seminumerical Algorithms*, 3rd edn. Addison-Wesley, Upper Saddle River, NJ (1997).
96. G. Marsaglia and A. Zaman, A new class of random number generators, *Ann. Appl. Probab.* **1**, 462–480 (1991). URL <http://projecteuclid.org/DPubS?service=UI&version=1.0&verb=Display&handle=euclid.aop/1177005878>.
97. M. Matsumoto and T. Nishimura, Mersenne twister: A 623-dimensionally equidistributed uniform pseudo-random number generator, *ACM Trans. Model. Comput. Simul.* **8**(1), 3–30 (1998). URL <http://dx.doi.org/10.1145/272991.272995>.
98. M. Saito and M. Matsumoto, Variants of Mersenne twister suitable for graphic processors, *ACM T. Math. Software.* **39**, 12 (2013). URL <http://arxiv.org/abs/1005.4973>.
99. G. Marsaglia, Xorshift RNGs, *J. Stat. Softw.* **8**, 1–6 (2003).
100. R. P. Brent, Some long-period random number generators using shifts and xors, *ANZIAM Journal.* **48**, C188–C202 (2007).
101. J. K. Salmon, M. A. Moraes, R. O. Dror, and D. E. Shaw. Parallel random numbers: As easy as 1, 2, 3. In *Proceedings of 2011 International Conference for High Performance Computing, Networking, Storage and Analysis*, SC '11, ACM, New York (2011). URL <http://dx.doi.org/10.1145/2063384.2063405>.
102. P. Hellekalek and S. Wegenkittl, Empirical evidence concerning AES, *ACM Trans. Model. Comput. Simul.* **13**, 322–333 (2003). URL <http://dx.doi.org/10.1145/945511.945515>.
103. W. Janke, ed., *Rugged Free Energy Landscapes — Common Computational Approaches to Spin Glasses, Structural Glasses and Biological Macromolecules*. Springer, Berlin (2007).
104. H. G. Katzgraber, S. Trebst, D. A. Huse, and M. Troyer, Feedback-optimized parallel tempering Monte Carlo, *J. Stat. Mech.: Theory and Exp.* **2006**, P03018 (2006). URL <http://dx.doi.org/10.1088/1742-5468/2006/03/p03018>.
105. E. Bittner, A. Nussbaumer, and W. Janke, Make life simple: Unleash the full power of the parallel tempering algorithm, *Phys. Rev. Lett.* **101**, 130603 (2008). URL <http://dx.doi.org/10.1103/physrevlett.101.130603>.
106. M. Hasenbusch and S. Schaefer, Speeding up parallel tempering simulations, *Phys. Rev. E.* **82**, 046707 (2010). URL <http://dx.doi.org/10.1103/physreve.82.046707>.
107. J. Gross, W. Janke, and M. Bachmann, Massively parallelized replica-exchange simulations of polymers on GPUs, *Comput. Phys. Commun.* **182**, 1638–1644 (2011). URL <http://dx.doi.org/10.1016/j.cpc.2011.04.012>.
108. M. Baity-Jesi, L. A. Fernández, V. Martín-Mayor, and J. M. Sanz, Phase transition in three-dimensional Heisenberg spin glasses with strong random anisotropies through a multi-GPU parallelization, *Phys. Rev. B.* **89**, 014202

- (2014). URL <https://link.aps.org/doi/10.1103/PhysRevB.89.014202>.
109. C. A. Navarro, W. Huang, and Y. Deng, Adaptive multi-GPU exchange Monte Carlo for the 3D random field Ising model, *Comput. Phys. Commun.* **205**, 48–60 (2016).
 110. B. A. Berg, Multicanonical recursions, *J. Stat. Phys.* **82**, 323 (1996).
 111. W. Janke. Histograms and all that. In eds. B. Dünweg, D. P. Landau, and A. I. Milchev, *Computer Simulations of Surfaces and Interfaces*, vol. 114, *NATO Science Series, II. Mathematics, Physics and Chemistry*, pp. 137–157, Kluwer, Dordrecht (2003).
 112. W. Janke, B. A. Berg, and M. Katoot, Monte Carlo calculation of the surface free energy for the two-dimensional 7-state Potts model, and an estimate for four-dimensional SU(3) gauge theory, *Nucl. Phys. B.* **382**(3), 649–661 (1992).
 113. B. A. Berg, U. Hansmann, and T. Neuhaus, Simulation of an ensemble with varying magnetic field: A numerical determination of the order-order interface tension in the $d = 2$ Ising model, *Phys. Rev. B.* **47**, 497–500 (1993). URL <https://link.aps.org/doi/10.1103/PhysRevB.47.497>.
 114. W. Janke and S. Kappler, Multibondic cluster algorithm for Monte Carlo simulations of first-order phase transitions, *Phys. Rev. Lett.* **74**, 212 (1995).
 115. M. Weigel, Generalized-ensemble simulations and cluster algorithms, *Physics Procedia.* **3**(3), 1499–1513 (2010). URL <http://dx.doi.org/10.1016/j.phpro.2010.01.212>.
 116. M. Weigel and T. Yavors’kii, GPU accelerated Monte Carlo simulations of lattice spin models, *Physics Procedia.* **15**, 92–96 (2011).
 117. B. J. Schulz, K. Binder, M. Müller, and D. P. Landau, Avoiding boundary effects in Wang-Landau sampling, *Phys. Rev. E.* **67**(6), 067102 (2003). URL <http://dx.doi.org/10.1103/PhysRevE.67.067102>.
 118. J. Zierenberg, M. Marenz, and W. Janke, Scaling properties of a parallel implementation of the multicanonical algorithm, *Comput. Phys. Commun.* **184**(4), 1155–1160 (2013). URL <http://dx.doi.org/10.1016/j.cpc.2012.12.006>.
 119. J. Gross, J. Zierenberg, M. Weigel, and W. Janke. Parallel multicanonical simulations on GPUs. in preparation .
 120. F. Wang and D. P. Landau, Determining the density of states for classical statistical models: A random walk algorithm to produce a flat histogram, *Phys. Rev. E.* **64**, 056101 (2001). URL <https://link.aps.org/doi/10.1103/PhysRevE.64.056101>.
 121. F. Liang, A theory on flat histogram Monte Carlo algorithms, *J. Stat. Phys.* **122**, 511–529 (2006). URL <http://dx.doi.org/10.1007/s10955-005-8016-8>.
 122. Q. Yan and J. J. de Pablo, Fast calculation of the density of states of a fluid by Monte Carlo simulations, *Phys. Rev. Lett.* **90**, 035701 (2003). URL <https://link.aps.org/doi/10.1103/PhysRevLett.90.035701>.
 123. R. E. Belardinelli and V. D. Pereyra, Fast algorithm to calculate density of states, *Phys. Rev. E.* **75**, 046701 (2007).
 124. F. Liang, C. Liu, and R. J. Carroll, Stochastic approximation in Monte

- Carlo computation, *J. Am. Stat. Assoc.* **102**, 305–320 (2007). URL <http://dx.doi.org/10.1198/016214506000001202>.
125. B. J. Schulz, K. Binder, and M. Müller, Flat histogram method of Wang–Landau and n -fold way, *Int. J. Mod. Phys. C* **13**, 477–494 (2002).
 126. J. Yin and D. P. Landau, Massively parallel Wang–Landau sampling on multiple GPUs, *Comput. Phys. Commun.* **183**, 1568–1573 (2012). URL <http://www.sciencedirect.com/science/article/pii/S0010465512000859>.
 127. T. Vogel, Y. W. Li, T. Wüst, and D. P. Landau, Generic, hierarchical framework for massively parallel Wang–Landau sampling, *Phys. Rev. Lett.* **110**(21), 210603 (2013). URL <http://dx.doi.org/10.1103/PhysRevLett.110.210603>.
 128. A. Doucet, N. de Freitas, and N. Gordon, eds., *Sequential Monte Carlo Methods in Practice*. Springer, New York (2001). URL <https://books.google.de/books?id=BWPaBwAAQBAJ>.
 129. W. Wang, J. Machta, and H. G. Katzgraber, Population annealing: Theory and application in spin glasses, *Phys. Rev. E* **92**, 063307 (2015). URL <http://dx.doi.org/10.1103/PhysRevE.92.063307>.
 130. W. Wang, J. Machta, and H. G. Katzgraber, Chaos in spin glasses revealed through thermal boundary conditions, *Phys. Rev. B* **92**, 094410 (2015). URL <http://link.aps.org/doi/10.1103/PhysRevB.92.094410>.
 131. W. Wang, Measuring free energy in spin-lattice models using parallel tempering Monte Carlo, *Phys. Rev. E* **91**, 053303 (2015). URL <https://link.aps.org/doi/10.1103/PhysRevE.91.053303>.
 132. M. Weigel, L. Y. Barash, W. Janke, and L. N. Shchur. Testing and improving the population annealing algorithm. In preparation .
 133. L. Y. Barash, M. Weigel, L. N. Shchur, and W. Janke, Exploring first-order phase transitions with population annealing, *Eur. Phys. J. Special Topics* **226**, 595–604 (2017).
 134. A. P. Young, ed., *Spin Glasses and Random Fields*. World Scientific, Singapore (1997).
 135. H. G. Katzgraber, M. Körner, and A. P. Young, Universality in three-dimensional Ising spin glasses: A Monte Carlo study, *Phys. Rev. B* **73**(22), 224432 (2006). URL <http://dx.doi.org/10.1103/physrevb.73.224432>.
 136. R. Alvarez Baños, A. Cruz, L. A. Fernandez, J. M. Gil-Narvion, A. Gordillo-Guerrero, M. Guidetti, A. Maiorano, F. Mantovani, E. Marinari, V. Martín-Mayor, J. Monforte-Garcia, A. Muñoz Sudupe, D. Navarro, G. Parisi, S. Perez-Gaviro, J. J. Ruiz-Lorenzo, S. F. Schifano, B. Seoane, A. Tarancon, R. Tripicciono, and D. Yllanes, Nature of the spin-glass phase at experimental length scales, *J. Stat. Mech.: Theory and Exp.* **2010**(06), P06026 (June, 2010). URL <http://dx.doi.org/10.1088/1742-5468/2010/06/p06026>.
 137. B. A. Berg and W. Janke, Multi-overlap simulations of the 3d Edwards-Anderson Ising spin glass, *Phys. Rev. Lett.* **80**, 4771 (1998).
 138. A. Malakis and N. G. Fytas, Lack of self-averaging of the specific heat in the three-dimensional random-field Ising model, *Phys. Rev. E* **73**(1), 016109 (2006). URL <http://dx.doi.org/10.1103/physreve.73.016109>.
 139. W. Wang, J. Machta, and H. G. Katzgraber, Evidence against a mean-field

- description of short-range spin glasses revealed through thermal boundary conditions, *Phys. Rev. B*, **90**, 184412 (2014). URL <http://link.aps.org/doi/10.1103/PhysRevB.90.184412>.
140. A. J. Bray and M. A. Moore, Chaotic nature of the spin-glass phase, *Phys. Rev. Lett.* **58**(1), 57–60 (1987). URL <http://dx.doi.org/10.1103/physrevlett.58.57>.
 141. F. Belletti, M. Cotallo, A. Cruz, L. A. Fernández, A. G. Guerrero, M. Guidetti, A. Maiorano, F. Mantovani, E. Marinari, V. Martín-Mayor, A. Muñoz Sudupe, D. Navarro, G. Parisi, S. P. Gaviro, M. Rossi, J. J. Ruiz-Lorenzo, S. F. Schifano, D. Sciretti, A. Tarancón, and R. L. Tripiccione, Janus: An FPGA-based system for high-performance scientific computing, *Comput. Sci. Eng.* **11**, 48–58 (2009). URL <http://dx.doi.org/10.1109/MCSE.2009.11>.
 142. M. Baity-Jesi, R. A. Baños, A. Cruz, L. A. Fernandez, J. M. Gil-Narvion, A. Gordillo-Guerrero, D. Iñiguez, A. Maiorano, F. Mantovani, E. Marinari, V. Martin-Mayor, J. Monforte-Garcia, A. M. n. Sudupe, D. Navarro, G. Parisi, S. Perez-Gaviro, M. Pivanti, F. Ricci-Tersenghi, J. J. Ruiz-Lorenzo, S. F. Schifano, B. Seoane, A. Tarancon, R. Tripiccione, and D. Yllanes, Janus II: A new generation application-driven computer for spin-system simulations, *Comput. Phys. Commun.* **185**, 550–559 (2014). URL <http://www.sciencedirect.com/science/article/pii/S0010465513003470>.